

Precise predictions of neutrino mixing angles and CP phase

Gauhar Abbas^{1,*} and Mehran Zahiri Abyaneh^{1,†}

¹*IFIC, Universitat de València – CSIC,*

Apt. Correus 22085, E-46071 València, Spain

The neutrino mixing parameters are studied using renormalization-group evolution of Dirac neutrinos with recently proposed parameterization of the neutrino mixing angles referred as ‘high-scale mixing relations’. The correlations among all neutrino mixing and CP violating parameters are investigated. The predictions for the neutrino mixing angles and the CP phase are precise and could be easily tested by ongoing and future experiments. We observe that the high scale mixing unification hypothesis is incompatible with Dirac neutrinos due to updated experimental data.

PACS numbers: 14.60.Pq, 11.10.Hi, 11.30.Hv, 12.15.Lk

The neutrino mixing is one of the most fascinating and challenging discoveries. This is starkly different from the quark mixing which is small in the standard model (SM). There are a number of ways to explain these two very different phenomena. The quark-lepton unification which is one of the main attractive features of the Grand Unified Theories (GUT)[1–3], could provide an explanation of the origin of neutrino and quark mixing since quarks and leptons live in a joint representation of the symmetry group. The another interesting approach is to use family or flavor symmetries [4–8]. These symmetries could also naturally appear in GUT theories[9].

To explain the origin of the neutrino-quark mixing, recently a new parameterization of the neutrino mixing angles in terms of quark mixing angles is proposed in Ref.[10]. The various simplified limits of this parameterization are referred as ‘high scale mixing relations’(HSMR). The parameterization is inspired by the high scale mixing unification (HSMU) hypothesis which states that at certain high scale the neutrino mixing angles are identical to that of the quark mixing angles[11–14]. This hypothesis is studied in details in Refs.[15–18] .

The HSMR parameterization of the neutrino mixing angles assumes that the neutrino

*Electronic address: Gauhar.Abbas@ific.uv.es

†Electronic address: Mehran.Za@ific.uv.es

mixing angles are proportional to those of quarks due to some underlying theory which could be a quark-lepton unification or models based on flavor symmetries. In fact, such models are also presented in Ref.[10]. The scale where the HSMR parameterization could be realized is referred to as unification scale. In its most general form, the HSMR parameterization can be written as following:

$$\theta_{12} = \alpha_1^{k_1} \theta_{12}^q, \quad \theta_{13} = \alpha_2^{k_2} \theta_{13}^q, \quad \theta_{23} = \alpha_3^{k_3} \theta_{23}^q. \quad (1)$$

where θ_{ij} (with $i, j = 1, 2, 3$) denotes leptonic mixing angles and θ_{ij}^q are the quark mixing angles. Exponents k_i with $i = (1, 2, 3)$ are real. Various limits of parameters α_i leads to different classes of relations among neutrino and quark mixing angles. Details can be found in Ref.[10]. Predictions of the HSMR parameterization could be a strong hint of the quark-lepton unification or some flavor symmetry or both.

The HSMR parameterization is studied in the framework of the SM extended by the minimum supersymmetric standard model (MSSM). The beginning point is to run the quark mixing angles from the low scale (mass of the Z boson) to the supersymmetry (SUSY) breaking scale using the renormalization-group (RG) evolution of the SM. The RG equations of the MSSM govern the evolution of quark mixing angles from the SUSY breaking scale to the unification scale. After obtaining quark mixing angles at the unification scale, the HSMR parameterization is used to run neutrino mixing parameters from the unification scale to the SUSY breaking scale via RG evolution of the MSSM. From the SUSY breaking scale to the low scale, the SM RG equations are used to evolve the neutrino mixing parameters. The free parameters controlling the top-down evolution of the neutrino mixing parameters are masses of the three light neutrinos, Dirac CP phase and parameters α_i . Masses of neutrinos must be quasi-degenerate (QD) and normal hierarchical. Furthermore, the large value of $\tan \beta$ is required[10].

It is established that the HSMR parameterization can explain the observed pattern of the neutrino mixing assuming they are Majorana in nature[10]. In this paper, we investigate the consequences of the HSMR parameterization using the RG evolution of Dirac neutrinos.

The nature of neutrinos is still unknown. They could be equally Dirac or Majorana in nature. Hence, from phenomenological point of view, Dirac neutrinos are as important as Majorana neutrinos. There are many ongoing important experiments to test the nature of neutrinos[19–22]. However, for Dirac mass of neutrinos, the Yukawa couplings for neutri-

neutrinos seem to be unnaturally small. The elegant way to explain this fine tuning is sea-saw mechanism which assumes that neutrinos are Majorana in nature[23–27]. The smallness of neutrino masses, along with the baryon asymmetry of the universe, can also be explained for Dirac neutrinos in various theoretical models and frameworks without unnaturally small Yukawa coupling [28–43].

Although, the RG evolution of the Majorana neutrinos is extensively studied in the literature[11–17, 44], the attention is being paid less to the RG evolution of Dirac neutrinos. In fact, as far as we know, it was first time shown in Ref.[16] that RG evolution for Dirac neutrinos can explain the large neutrino mixing assuming HSMU hypothesis. However, as we shall show later, these results are ruled out by new updated data[45–47] and due to an improved algorithm used in the package REAP[48].

We investigate the RG evolution of Dirac neutrinos along the following track:

- We investigate if there exists a parameter space with the HSMR parameterization where the RG evolution of Dirac neutrinos can satisfactorily yield an explanation for large neutrino mixing with observation of small θ_{13} .
- What is the status of the HSMU hypothesis for Dirac neutrinos?

The global status of the neutrino mixing parameters is given in table I.

Quantity	Best Fit	3σ Range
Δm_{21}^2 (10^{-5} eV ²)	7.60	7.11 – 8.18
Δm_{31}^2 (10^{-3} eV ²)	2.48	2.30 – 2.65
θ_{12}°	34.6	31.8 – 37.8
θ_{23}°	48.9	38.8 – 53.3
θ_{13}°	8.6	7.9– 9.3

TABLE I: The global fits for the neutrino mixing parameters [45]

The RG equations describing the evolution of the neutrino mixing parameters for Dirac

neutrinos are derived in Ref. [49]. The crux of the equations can be captured as following:

$$\begin{aligned} \frac{d\theta_{12}}{dt} &\propto \frac{m^2}{\Delta m_{21}^2} \\ \frac{d\theta_{13}}{dt}, \frac{d\theta_{23}}{dt} &\propto \frac{m^2}{\Delta m_{32}^2} \end{aligned} \quad (2)$$

where $t = \ln(\mu)$ and μ is the renormalization scale. Also, m is the mean mass of neutrinos and $\Delta m_{ij}^2 = m_i^2 - m_j^2$ ($i, j = 1, 2, 3$) represents the mass square differences. We have used MATHEMATICA based package REAP for the computation of the RG evolution at two-loop [50]. The free parameters of the RG evolution are chosen such that we recover the neutrino mixing parameters within the 3σ range of the global-fit [45].

Now we present our results. The first step is to evolve quark mixing angles, gauge couplings, Yukawa couplings of quarks and charged leptons from the low scale to the SUSY breaking scale. From the SUSY breaking scale to the unification scale, evolution undergoes through the MSSM RG equations. The quark mixing angles at the unification scale after evolution are $\theta_{12}^q = 13.02^\circ$, $\theta_{13}^q = 0.17^\circ$ and $\theta_{23}^q = 2.03^\circ$. Now, quark-mixing angles are exploited by the HSMR parameterization at the unification scale and neutrino mixing parameters are evolved down to the SUSY breaking scale using the MSSM RG equations. After this, the evolution of mixing parameters are governed by the SM RG equation. We have chosen the SUSY breaking scale to be 2 TeV following the direct LHC searches [51]. The value of $\tan \beta$ is chosen to be 55. The unification scale where the HSMR parameterization can be realized is chosen to be GUT scale (2×10^{16} GeV). The free parameters of the analysis are shown in table II. For simplification, we have assumed $k_1 = k_2 = k_3 = 1$ in the HSMR parameterization.

In Fig. 1, we show a correlation between mixing angles θ_{13} and θ_{23} . It is obvious that our predictions for both angles are precise. The allowed range of θ_{13} is $7.92^\circ - 8.08^\circ$. The corresponding range of θ_{23} is $52.29^\circ - 52.38^\circ$. It is important to note that the predictions for both angles are close to the best values given in table I. Another important prediction is that θ_{23} is non-maximal and lies in the second octant.

We show our predictions for the mixing angle θ_{12} in Fig. 2 where its behaviour is shown with respect to the mixing angle θ_{13} . The range of the mixing angle θ_{12} turns out to be $31.82^\circ - 32.55^\circ$. It should be noted that this range is below the best fit value given in table I. The allowed range of the mixing angle θ_{12} is precise for the upper allowed end of the mixing angle θ_{13} .

Quantity	Range at the unification scale
α_1	$0.565 - 0.579$
α_2	$2.125 - 2.380$
α_3	$1.004 - 1.006$
$m_1(\text{eV})$	$0.49422 - 0.49821$
$m_2(\text{eV})$	$0.496 - 0.5$
$m_3(\text{eV})$	$0.53101 - 0.53530$
δ_{Dirac}	$(-26^\circ, 26^\circ)$

TABLE II: The free parameters of the analysis chosen at the unification scale assuming $k_1 = k_2 = k_3 = 1$.

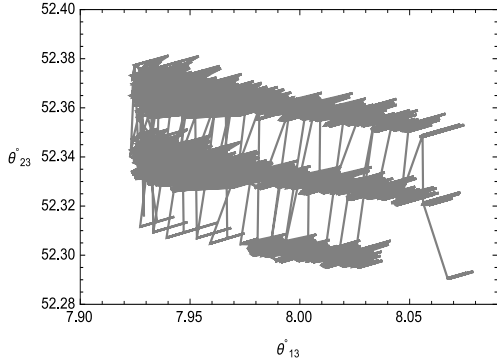


FIG. 1: The variation of θ_{23} with respect to θ_{13} .

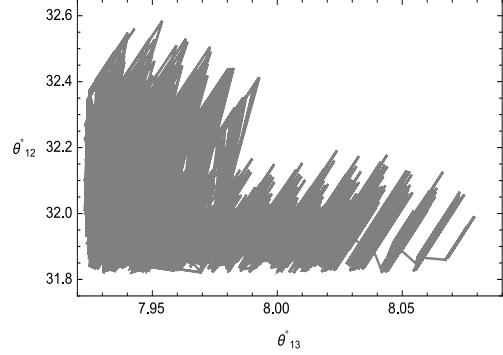


FIG. 2: The variation of θ_{12} with respect to θ_{13} .

The behaviour of the mass-square differences Δm_{21}^2 and Δm_{31}^2 is shown in Fig. 3. The allowed range of Δm_{21}^2 is $(7.75 - 8.18) \times 10^{-5} \text{GeV}^2$. This range is above the best fit value for Δm_{21}^2 . The prediction for Δm_{31}^2 is $(2.31 - 2.35) \times 10^{-3} \text{GeV}^2$. This is below the best fit value of Δm_{31}^2 .

We show a strong correlation between Δm_{21}^2 and θ_{12} in Fig. 4. The allowed range of θ_{12} increases with respect to the increment in Δm_{21}^2 . Being precise, this correlation is easily testable in future and ongoing experiments such as INO, T2K, NO ν A, LBNE, Hyper-K, PINGU [52–57].

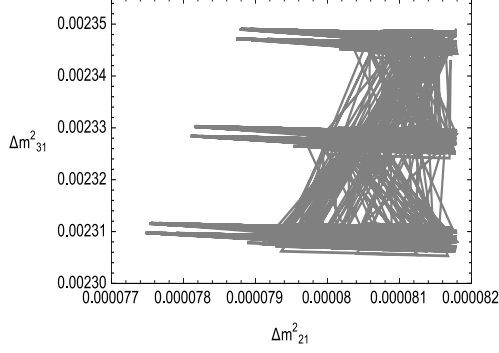


FIG. 3: The variation of Δm_{31}^2 with respect to Δm_{21}^2 .

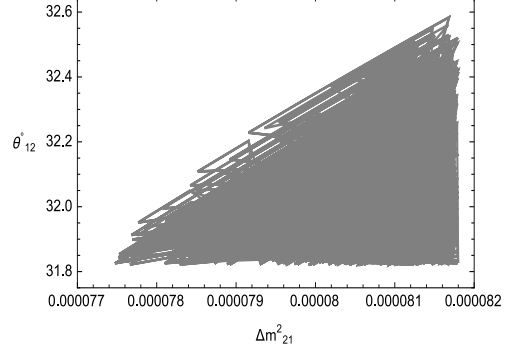


FIG. 4: The variation of θ_{12} with respect to Δm_{21}^2 .

In Fig. 5, we show the variation of Δm_{31}^2 with respect to “averaged electron neutrino mass” m_β [58]. We observe that it is a strong linear correlation. The allowed range of m_β is $0.465 - 0.469$ eV which is precise. The upper bound on m_β is 2 eV from tritium beta decay [59, 60]. The KATRIN experiment is expected to probe m_β as low as 0.2 eV at 90% CL [58]. Hence, our prediction for m_β is well within the reach of the KATRIN experiment.

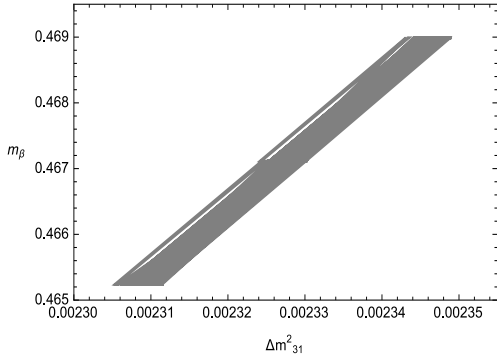


FIG. 5: The variation of m_β with respect to Δm_{31}^2 .

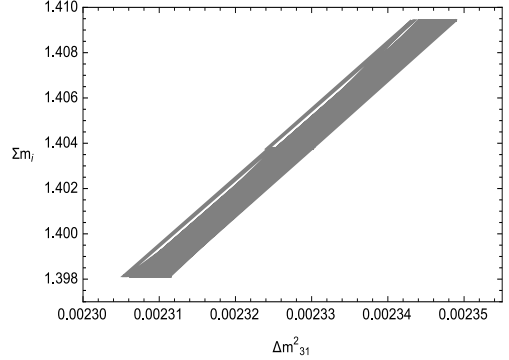


FIG. 6: The variation of Σm_i with respect to Δm_{31}^2 .

The variation of the sum of three neutrino masses, Σm_i with respect to Δm_{31}^2 is shown in Fig. 6. The allowed range of Σm_i is $1.398 - 1.410$ eV which is precise. We comment that our prediction for Σm_i is slightly higher than that of provided by the cosmological and astrophysical observations[61]. However, cosmological limit on Σm_i is highly model-

dependent and should be taken as indicative. Hence, our predictions are aimed to test in laboratory based experiments like KATRIN [58].

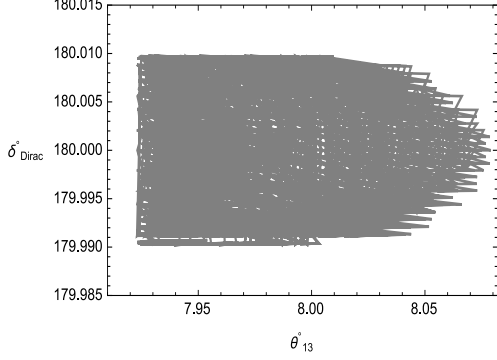


FIG. 7: The variation of δ_{Dirac} with respect to θ_{13} .

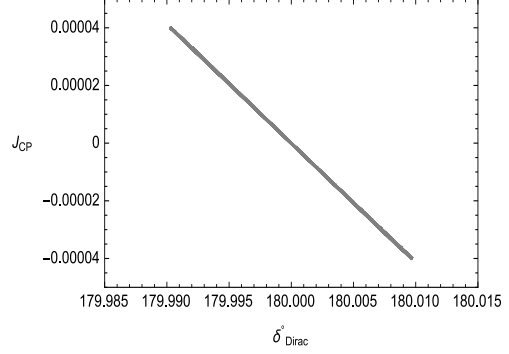


FIG. 8: The variation of J_{CP} with respect to δ_{Dirac} .

We show in Fig.7 one of the most important predictions of this work. This is the variation of the CP violating Dirac phase δ_{Dirac} with respect to θ_{13} . The Dirac phase δ_{Dirac} is not known from experiments. Hence, any prediction of this important observable is of great interest. Our prediction for this observable is precise and profound. The Dirac CP phase δ_{Dirac} is 180° or very close to it. The allowed range is just 179.99° to 180.01° .

In Fig. 8, we show the behaviour of the Jarlskog invariant J_{CP} with respect to Dirac phase δ_{Dirac} . We observe that this quantity could be non-zero if we slightly deviate from $\delta_{Dirac} = 180^\circ$. The allowed range for this observable is $(-4 \text{ to } 4) \times 10^{-5}$. We observe that if $\delta_{Dirac} = 180^\circ$, J_{CP} is zero. Hence, there is no CP violation at the low scale. However, J_{CP} could be non-zero due to the RG evolution, for example, at the unification scale.

Now, we discuss the status of the HSMU hypothesis for Dirac neutrinos. The HSMU hypothesis is a particular realization of the HSMR parameterization when we choose $\alpha_1 = \alpha_2 = \alpha_3 = 1$ for $k_1 = k_2 = k_3 = 1$. As can be observed from table II, the allowed range for α_i excludes $\alpha_1 = \alpha_2 = \alpha_3 = 1$ case. This result is rigorous and robust in the sense that changing the SUSY breaking scale and the unification scale does not change this conclusion.

Now we summarize this paper. The neutrino mixing is a complex and challenging phenomenon. This is remarkably different from the small quark mixing. The aim of the present work is to provide an insight into a common origin of neutrino as well as quark mixing. The HSMR parameterization of neutrino mixing angles is one among many other theoret-

ical frameworks constructed for this purpose. The origin of this parameterization lies in the underlying concept of the quark-lepton unification. Hence, the confirmation of predictions provided by the HSMR parameterization would be a strong hint of the quark-lepton unification or a grand symmetry operating at the unification scale.

In this work, we have investigated the HSMR parameterization in the context of Dirac neutrinos. As far as our knowledge is concerned, it was first time shown in Ref.[16] that the RG evolution can also explain the large neutrino-mixing for Dirac neutrinos. In this work, the RG evolution of Dirac neutrinos is investigated fixing neutrino mixing angles at the low scale to their best fit values in the frame-work of the HSMU hypothesis. However, as we have shown in this work, these predictions are no longer valid due to updated experimental data[45–47] and the improved algorithm used in the package REAP[48].

In the present work, we have done a first thorough investigation of the RG evolution of Dirac neutrinos in the framework of the HSMR parameterization. The main achievement is that the RG evolution of Dirac neutrinos could explain the large neutrino mixing including the observation of small and nonzero value of the mixing angle θ_{13} . Our predictions for the mixing angles, “averaged electron neutrino mass” m_β , Dirac CP phase δ_{Dirac} and the sum of three neutrino masses, Σm_i are precise and easily testable at the ongoing and future experiments like INO, T2K, NO ν A, LBNE, Hyper-K, PINGU and KATRIN [52–58]. The mixing angle θ_{23} is non-maximal and lies in the second octant. The predictions for the mass square differences Δm_{21}^2 and Δm_{31}^2 are also well constrained and testable in experiments. We predict the Dirac CP phase δ_{Dirac} is 180° or very close to it.

One of the main consequences is that the HSMU hypothesis is not compatible with Dirac neutrinos due to updated experimental data[45–47] and a better algorithm used in the package REAP[48]. Hence, the HSMR parameterization is one of the preferable frameworks to study the RG evolution of Dirac neutrinos now.

Acknowledgments

This work has been supported by the Spanish Government and ERDF funds from the EU Commission [Grants No. FPA2011-23778, FPA2014-53631-C2-1-P No. and CSD2007-00042

(Consolider Project CPAN)].

- [1] J. C. Pati and A. Salam, Phys. Rev. D **10** (1974) 275 [Erratum-ibid. D **11** (1975) 703].
- [2] H. Georgi and S. L. Glashow, Phys. Rev. Lett. **32** (1974) 438.
- [3] H. Fritzsch and P. Minkowski, Annals Phys. **93** (1975) 193.
- [4] G. Altarelli and F. Feruglio, Rev. Mod. Phys. **82** (2010) 2701 [arXiv:1002.0211 [hep-ph]].
- [5] S. F. King and C. Luhn, Rept. Prog. Phys. **76** (2013) 056201 [arXiv:1301.1340 [hep-ph]].
- [6] M. Holthausen and K. S. Lim, Phys. Rev. D **88** (2013) 033018 [arXiv:1306.4356 [hep-ph]].
- [7] T. Araki, H. Ishida, H. Ishimori, T. Kobayashi and A. Ogasahara, Phys. Rev. D **88** (2013) 096002 [arXiv:1309.4217 [hep-ph]].
- [8] H. Ishimori and S. F. King, Phys. Lett. B **735** (2014) 33 [arXiv:1403.4395 [hep-ph]].
- [9] C. S. Lam, Phys. Rev. D **89** (2014) 9, 095017 [arXiv:1403.7835 [hep-ph]].
- [10] G. Abbas, M. Z. Abyaneh, A. Biswas, S. Gupta, M. Patra, G. Rajasekaran and R. Srivastava, Int. J. Mod. Phys. A **31**, no. 17, 1650095 (2016) doi:10.1142/S0217751X16500950 [arXiv:1506.02603 [hep-ph]].
- [11] R. N. Mohapatra, M. K. Parida and G. Rajasekaran, Phys. Rev. D **69** (2004) 053007 [hep-ph/0301234].
- [12] R. N. Mohapatra, M. K. Parida and G. Rajasekaran, Phys. Rev. D **71** (2005) 057301 [hep-ph/0501275].
- [13] R. N. Mohapatra, M. K. Parida and G. Rajasekaran, Phys. Rev. D **72** (2005) 013002 [hep-ph/0504236].
- [14] S. K. Agarwalla, M. K. Parida, R. N. Mohapatra and G. Rajasekaran, Phys. Rev. D **75** (2007) 033007 [hep-ph/0611225].
- [15] G. Abbas, S. Gupta, G. Rajasekaran and R. Srivastava, Phys. Rev. D **89** (2014) 9, 093009 [arXiv:1401.3399 [hep-ph]].
- [16] G. Abbas, S. Gupta, G. Rajasekaran and R. Srivastava, Phys. Rev. D **91**, no. 11, 111301 (2015) doi:10.1103/PhysRevD.91.111301 [arXiv:1312.7384 [hep-ph]].
- [17] R. Srivastava, Pramana **86**, no. 2, 425 (2016) [arXiv:1503.07964 [hep-ph]].
- [18] R. Srivastava, Springer Proc. Phys. **174**, 369 (2016).
- [19] F. Alessandria, E. Andreotti, R. Ardito, C. Arnaboldi, F. T. Avignone, III, M. Balata, I. Ban-

- dac and T. I. Banks *et al.*, arXiv:1109.0494.
- [20] M. Auger *et al.* [EXO Collaboration], Phys. Rev. Lett. **109**, 032505 (2012), arXiv:1205.5608.
 - [21] A. Gando *et al.* [KamLAND-Zen Collaboration], Phys. Rev. Lett. **110**, no. 6, 062502 (2013), arXiv:1211.3863.
 - [22] M. Agostini *et al.* [GERDA Collaboration], Phys. Rev. Lett. **111**, 122503 (2013), arXiv:1307.4720.
 - [23] P. Minkowski, Phys. Lett. B **67**, 421 (1977).
 - [24] M. Gell-Mann, P. Ramond and R. Slansky, Conf. Proc. C **790927**, 315 (1979), arXiv:1306.4669.
 - [25] T. Yanagida, Conf. Proc. C **7902131**, 95 (1979).
 - [26] S. L. Glashow, NATO Adv. Study Inst. Ser. B Phys. **59**, 687 (1980).
 - [27] R. N. Mohapatra and G. Senjanovic, Phys. Rev. Lett. **44**, 912 (1980).
 - [28] E. Ma and R. Srivastava, Phys. Lett. B **741**, 217 (2015) [arXiv:1411.5042 [hep-ph]].
 - [29] R. N. Mohapatra and J. W. F. Valle, Phys. Rev. D **34**, 1642 (1986).
 - [30] N. Arkani-Hamed, L. J. Hall, H. Murayama, D. Tucker-Smith and N. Weiner, Phys. Rev. D **64**, 115011 (2001), hep-ph/0006312.
 - [31] F. Borzumati and Y. Nomura, Phys. Rev. D **64**, 053005 (2001), hep-ph/0007018.
 - [32] R. Kitano, Phys. Lett. B **539**, 102 (2002), hep-ph/0204164.
 - [33] S. Abel, A. Dedes and K. Tamvakis, Phys. Rev. D **71**, 033003 (2005), hep-ph/0402287.
 - [34] H. Murayama, Nucl. Phys. Proc. Suppl. **137**, 206 (2004), hep-ph/0410140.
 - [35] A. Y. Smirnov, hep-ph/0411194.
 - [36] R. N. Mohapatra, S. Antusch, K. S. Babu, G. Barenboim, M. -C. Chen, S. Davidson, A. de Gouvea and P. de Holanda *et al.*, hep-ph/0412099.
 - [37] K. Dick, M. Lindner, M. Ratz and D. Wright, Phys. Rev. Lett. **84**, 4039 (2000), hep-ph/9907562.
 - [38] H. Murayama and A. Pierce, Phys. Rev. Lett. **89**, 271601 (2002), hep-ph/0206177.
 - [39] P. H. Gu and H. J. He, JCAP **0612**, 010 (2006) doi:10.1088/1475-7516/2006/12/010 [hep-ph/0610275].
 - [40] P. H. Gu, H. J. He and U. Sarkar, JCAP **0711**, 016 (2007) doi:10.1088/1475-7516/2007/11/016 [arXiv:0705.3736 [hep-ph]].
 - [41] P. H. Gu, H. J. He and U. Sarkar, Phys. Lett. B **659**, 634 (2008)

- doi:10.1016/j.physletb.2007.11.061 [arXiv:0709.1019 [hep-ph]].
- [42] P. H. Gu and U. Sarkar, Phys. Rev. D **77**, 105031 (2008) doi:10.1103/PhysRevD.77.105031 [arXiv:0712.2933 [hep-ph]].
 - [43] P. H. Gu, Nucl. Phys. B **872**, 38 (2013) doi:10.1016/j.nuclphysb.2013.03.014 [arXiv:1209.4579 [hep-ph]].
 - [44] J. A. Casas, J. R. Espinosa and I. Navarro, JHEP **0309**, 048 (2003) [hep-ph/0306243].
 - [45] D. V. Forero, M. Tortola and J. W. F. Valle, Phys. Rev. D **90**, no. 9, 093006 (2014) doi:10.1103/PhysRevD.90.093006 [arXiv:1405.7540 [hep-ph]].
 - [46] F. Capozzi, G. L. Fogli, E. Lisi, A. Marrone, D. Montanino and A. Palazzo, Phys. Rev. D **89** (2014) 9, 093018 [arXiv:1312.2878 [hep-ph]].
 - [47] M. C. Gonzalez-Garcia, M. Maltoni and T. Schwetz, JHEP **1411** (2014) 052 [arXiv:1409.5439 [hep-ph]].
 - [48] Private communication with Michael A. Schmidt.
 - [49] M. Lindner, M. Ratz and M. A. Schmidt, JHEP **0509**, 081 (2005), hep-ph/0506280.
 - [50] S. Antusch, J. Kersten, M. Lindner, M. Ratz and M. A. Schmidt, JHEP **0503**, 024 (2005), hep-ph/0501272.
 - [51] N. Craig, arXiv:1309.0528 [hep-ph].
 - [52] M. S. Athar *et al.* [INO Collaboration], INO-2006-01.
 - [53] K. Abe *et al.* [T2K Collaboration], Nucl. Instrum. Meth. A **659**, 106 (2011), arXiv:1106.1238.
 - [54] R. B. Patterson [NOvA Collaboration], Nucl. Phys. Proc. Suppl. **235-236**, 151 (2013), arXiv:1209.0716.
 - [55] C. Adams *et al.* [LBNE Collaboration], arXiv:1307.7335.
 - [56] E. Kearns *et al.* [Hyper-Kamiokande Working Group Collaboration], arXiv:1309.0184.
 - [57] S. -F. Ge and K. Hagiwara, arXiv:1312.0457.
 - [58] G. Drexlin, V. Hannen, S. Mertens and C. Weinheimer, Adv. High Energy Phys. **2013**, 293986 (2013), arXiv:1307.0101.
 - [59] C. Kraus, B. Bornschein, L. Bornschein, J. Bonn, B. Flatt, A. Kovalik, B. Ostrick and E. W. Otten *et al.*, Eur. Phys. J. C **40** (2005) 447 [hep-ex/0412056].
 - [60] V. N. Aseev *et al.* [Troitsk Collaboration], Phys. Rev. D **84** (2011) 112003 [arXiv:1108.5034 [hep-ex]].
 - [61] P. A. R. Ade *et al.* [Planck Collaboration], arXiv:1502.01589 [astro-ph.CO].