

Transfer String Kernel for Cross-Context DNA-Protein Binding Prediction

Ritambhara Singh, Jack Lanchantin, Gabriel Robins, and Yanjun Qi

Abstract—Through sequence-based classification, this paper tries to accurately predict the DNA binding sites of transcription factors (TFs) in an unannotated cellular context. Related methods in the literature fail to perform such predictions accurately, since they do not consider sample distribution shift of sequence segments from an annotated (source) context to an unannotated (target) context. We, therefore, propose a method called “Transfer String Kernel” (TSK) that achieves improved prediction of transcription factor binding site (TFBS) using knowledge transfer via cross-context sample adaptation. TSK maps sequence segments to a high-dimensional feature space using a discriminative mismatch string kernel framework. In this high-dimensional space, labeled examples of the source context are re-weighted so that the revised sample distribution matches the target context more closely. We have experimentally verified TSK for TFBS identifications on fourteen different TFs under a cross-organism setting. We find that TSK consistently outperforms the state-of-the-art TFBS tools, especially when working with TFs whose binding sequences are not conserved across contexts. We also demonstrate the generalizability of TSK by showing its cutting-edge performance on a different set of cross-context tasks for the MHC peptide binding predictions.

Index Terms—Machine Learning, Bioinformatics, Support Vector Machines, Domain Adaptation, String Classification, String Kernel

This work will be originally published in IEEE/ACM Transactions on Computational Biology and Bioinformatics. Code available at github.com/QData/TransferStringKernel.



1 INTRODUCTION

SEQUENCE analysis plays an important role in the field of bioinformatics. Genomic sequences build the basis of a large body of research on understanding the biological processes in living organisms. As an important application of sequence based mining, the task of predicting Transcription Factor Binding Sites (TFBSs) on genomes has attracted much attention over the years [1]. Transcription factors (TFs) are regulatory proteins that bind on functional sites of DNA to control the regulation of genes. Each different TF binds to specific locations (or sites) on a genomic sequence to regulate cell machinery. While many TFs are highly conserved among different species [2], conservation of their binding sequence is low [3]. These TFBSs vary across different cell types, cell stages and genomes. Owing to the development of chromatin immunoprecipitation and massively parallel DNA sequencing (ChIP-seq) technologies [4], maps of genome-wide binding sites are currently available for multiple TFs in a few cell types across human and mouse genomes via the ENCODE [1] database. Because ChIP-seq experiments are slow and expensive, they have not been performed for many important cell types or organisms. Therefore, computational methods to identify TFBS accurately remain essential for understanding the regulatory functioning and evolution of genomes. Such predictions are especially important for unannotated cellular contexts (e.g., cell types of rare diseases or rare organisms).

String kernel techniques under the support vector machine (SVM) classification framework have been successfully used for detecting patterns of DNA or protein sequences before [5]. Through local substring (k -mer) comparisons that incorporate mismatches, this category of models extracts mismatch features and trains to classify sequence segments from a set of previously labeled sequences. Then, the learned models are used to classify a new set of sequences. Recently, [6] extended this discriminative SK+SVM classification

setup for predicting TFBSs in a cell-type specific manner. Their results [6] have suggested that traditional motif-driven approaches (details in Section 2.4) for TFBS predictions are not always sufficient for accurately accounting for cell-type specific binding profiles. Despite the exciting aforementioned framework [6], one shortcoming remains significant: this method assumes that the source and target samples are drawn from the same probability distribution. This makes string kernel non-applicable to most cases of TFBS predictions in unannotated cellular contexts.

We take into consideration that if a genome-wide ChIP-seq experiment has been performed for a specific TF in a certain context, it is normally unnecessary to computationally predict TFBSs for that specific [TF, context] pair again. Therefore, this paper focuses on computationally predicting TFBSs for cellular contexts that have not yet been annotated. We generate the “gold standard” reference labels, used for training, from an existing ChIP-seq TFBS map of an annotated context that is most related to the target [TF, context] configuration of interest. Since each TF’s binding sequence patterns vary with the context factor, it is likely that data samples in the annotated (source) context are distributed differently from samples in the unannotated (target) context. This also connects to observations in the literature that the TFBS sequences have low conservation across species even though many TF proteins are conserved across large evolutionary distances [7]. When implementing cross context prediction, it is desirable to design algorithms that remain effective under such distribution shifts [8]. While the problem may be unsolvable if the source and target distributions share nothing in common, recent machine learning studies [9] have provided effective adaptation for closely related distributions. Biologically, this also makes sense since closely related cell contexts should have similar gene regulation processes and similar TFBS sequence patterns [6].

In this paper, we propose an approach called “Transfer String Kernel (TSK)” that learns to transfer knowledge from an annotated to an unannotated cellular context to achieve better sequence-based TFBS predictions. Essentially, TSK re-weights the source data so that

• All authors are with Department of Computer Science, University of Virginia, Charlottesville VA, 22903.
E-mail: yanjun@virginia.edu

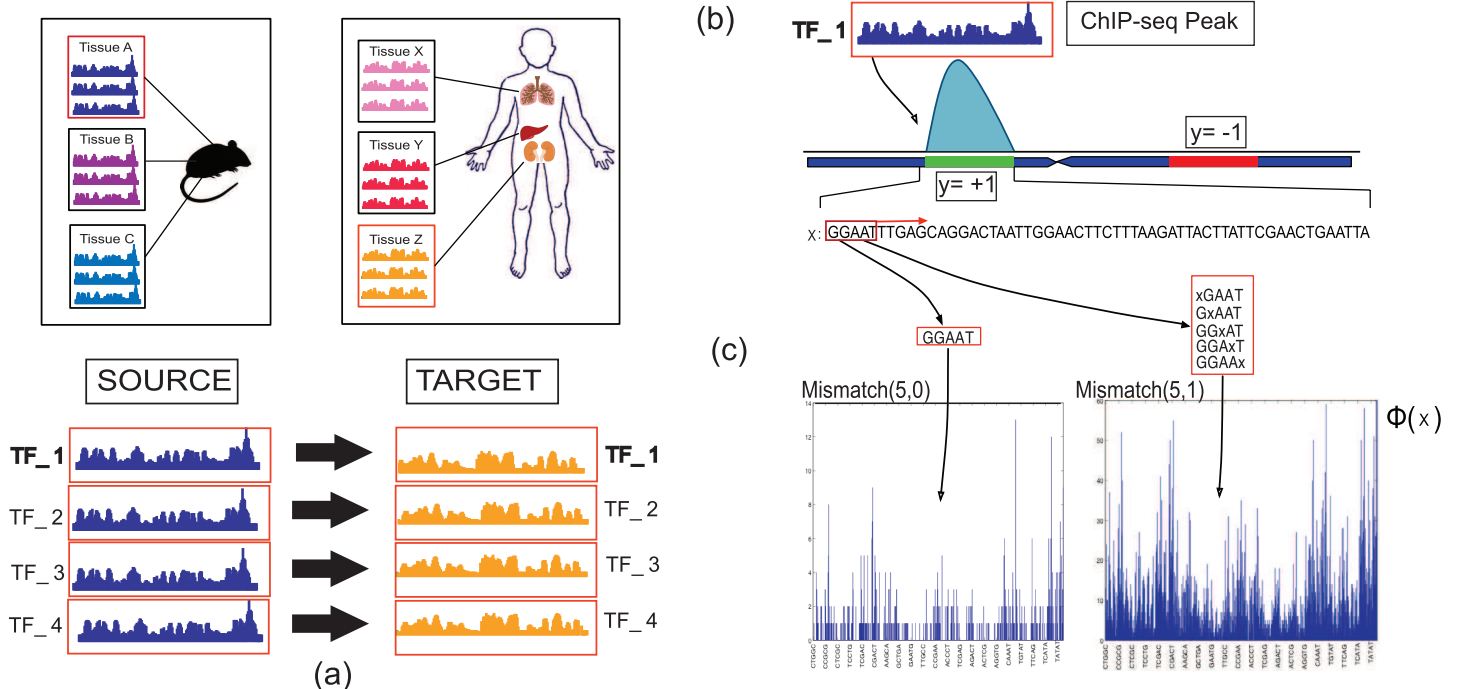


Fig. 1: Overview of our experimental setup for cross-context TFBS prediction tasks. (a) Source (mouse) and target (human) ChIP-seq maps for cross-context TFBS classifications (a family of tasks). Four example cases are shown. (b) An example of sequence based TFBS classification shown for TF_1. “ y ” labels are obtained from ChIP-seq signals. “ x ” are corresponding sequence segments. Thus, $y \in \{+1, -1\}$, where $y = +1$ indicates binding of TF and $y = -1$ means TF does not bind to the sequence. (c) The baseline (k, m) -mismatch string kernel. Here, $k = 5$ and $m \in \{0, 1\}$.

its distribution more closely matches that of the target data [9]. It assigns higher weights to those observations in the source context that are most similar to those in the target context, and lower weights to those that rarely occur in that context. This connects to a more general machine-learning topic called *domain adaptation* [10] (discussed in Section 2.4).

In summary, this paper includes the following contributions:

- “Transfer String Kernel (TSK)” implements domain transfer of string kernel via Kernel Mean Matching, on tasks for which target domain is unannotated;
- Experimentally, we apply TSK on 14 different TFBS prediction tasks from mouse to human genomes. To the best of authors’ knowledge, this is the first attempt of studying cross-context TFBS predictions across different genomes. This setting resembles the translational setup that many biologists are working on;
- We demonstrate that TSK consistently outperforms state-of-the-art TFBS prediction tools, especially for those TFs whose binding properties do not conserve across contexts;
- Our experiments show that TSK exhibits robust performance despite the label imbalance issue that is common in TFBS prediction tasks;
- Finally, we show that TSK generalizes well to other cross-context sequence based prediction tasks.

TSK is a general cross-context sequence modeling approach and not tied to the TFBS applications. We show this generality by applying it for predicting peptide binding (PB) to Major Histocompatibility Complex Molecules (MHC class I). MHC is a set of cell surface proteins that bind to peptide fragments derived from pathogens and display them on cell surface for recognition by the appropriate T-cells (i.e., consequently controlling the adaptive immune response). Knowledge of these peptide bindings helps in studying immunity and is vital for vaccine development. The protein sequence-based PB pre-

TABLE 1: Notations we use and their descriptions.

Notations	Descriptions
x	Input sample
y	Output label
sd	Source domain
td	Target domain
n_{sd}	Number of source domain samples
n_{td}	Number of target domain samples
w	Decision hyperplane of the weight vector
b	Intercept term of the hyperplane
α_i	Slack variable (Lagrange multiplier associated with each constraint $y_i = (w^T x_i + b) \geq 1$)
K	Kernel matrix among source samples
κ_i	Weighted sum of kernel values among a source sample and all target samples
β	Importance weight vector (Dimension= n_{sd})

diction tasks are similar to TFBS tasks because: a) MHC PB bindings vary across organisms and b) obtaining such experimental data is a complex, expensive and time consuming task, therefore leading to lack of labeled samples in target (human) domain. However, it differs from TFBS prediction tasks in its larger dictionary size (due to protein sequences) as well as in the sample properties (e.g., shorter sequence length, varying ratios of positive to negative samples and size) of the datasets.

2 METHODS: TRANSFER STRING KERNEL (TSK)

We propose a learning method, called “Transfer String Kernel” (TSK) that performs cross-context “knowledge transfer” and utilizes available TF binding labels from a source context to discriminatively

predict TFBS for the same specific TF in an unannotated target context. We now discuss various components of our approach. Table 1 provides a list of notation symbols that we have used in this section.

2.1 Basic Tasks: A family of sequence classification tasks

The sequence-based TFBS prediction problem can be casted as a string classification task. For a certain TF of interest, on a particular genome under a specific cellular context, the task aims to classify a DNA sequence segment as a potential TFBS or a non-binding background site (see a sample sequence-label pair (x, y) in Figure 1(b)). When considering multiple TFs and various cellular contexts (Figure 1(a)), this constitutes a family of sequence classification problems. For example in Figure 1(b), we train a string classifier using labeled segments (obtained from ChIP-seq) of TF_1 from the source context. The classifier is then used to predict potential TFBS sites of the same TF (TF_1) in the target context. This means that if we work on N different TFs, we are handling a family of N different classification tasks. In case of Figure 1(a), there are four different TFBS tasks for 4 TFs.

For each task, when performing sequence-based TFBS predictions in an unannotated cellular context, we face a data problem called *distribution shift*. We first define necessary notations to explain this problem. We have two spaces, \mathcal{X} represents all possible sequence patterns and \mathcal{Y} represents their respective labels. The set of source samples:

$$Z_{sd} = \{(x_1^{sd}, y_1^{sd}), \dots, (x_{n_{sd}}^{sd}, y_{n_{sd}}^{sd})\} \subseteq \mathcal{X} \times \mathcal{Y}, \quad (1)$$

follow a probability distribution $P_{sd}(x, y)$ ¹ in the annotated source context. Target samples (for the same TF_i) form the following set:

$$Z_{td} = \{(x_1^{td}, y_1^{td}), \dots, (x_{n_{td}}^{td}, y_{n_{td}}^{td})\} \subseteq \mathcal{X} \times \mathcal{Y}, \quad (2)$$

drawn from another distribution $P_{td}(x, y)$ in the unannotated target context. In the training phase, we are assuming a transductive setting, in which we can access a set of x_i^{td} . True label, y_i^{td} , is not available for training and is used in testing for evaluation.

2.2 Basic Model: Mismatch String Kernels with SVM

The key idea of string kernels is to apply a function $\phi(\cdot)$, which maps sequences of arbitrary length into a vectorial feature space of fixed length. In this space, a standard classifier such as a support vector machine (SVM) [11] can then be applied. Kernel-version SVMs calculate the decision function for an input sample x as,

$$f(x) = \sum_{i \in sd} \alpha_i K(x_i^{sd}, x) + b. \quad (3)$$

String kernels [5] [12], implicitly compute an inner product in the mapped feature space $\phi(x)$ as:

$$K(x, x') = \langle \phi(x), \phi(x') \rangle, \quad (4)$$

where $x = (s_1, \dots, s_{|x|})$, $x, x' \in \mathcal{S}$, $|x|$ denotes the length of the sequence x , \mathcal{S} represents the set of all sequences composed of all possible dictionary items (for example, in case of DNA sequences $s_i \in \{A, C, T, G\}$), and $\phi: \mathcal{S} \rightarrow R^m$ defines the mapping from a sequence $x \in \mathcal{S}$ to a m -dimensional feature vector.

The feature representation $\phi(\cdot)$ plays a key role in the effectiveness of sequence analysis since biological sequences cannot be readily described as feature vectors. One classic representation is to treat DNA sequence segments as an unordered set of nucleotide k -mers (combinations of k adjacent nucleotide residues). A feature

vector indexed by all k -mers records the number of occurrences of each k -mer in the current sequence. The string kernel using this representation is called *spectrum kernel* [5], where the spectrum representation counts the occurrences of each nucleotide k -mer in a DNA sequence segment. Kernel scores between sequences are then computed by taking an inner product between corresponding “ k -mer - indexed” feature vectors:

$$K(x, x') = \sum_{\gamma \in \Gamma_k} c_x(\gamma) \cdot c_{x'}(\gamma), \quad (5)$$

where γ represents a k -mer, Γ_k is the set of all possible k -mers, and $c_x(\gamma)$ is the number of occurrences (with normalization) of k -mer γ in sequence x .

However, exact kernel matching in biological sequences is ineffective due to naturally occurring letter (e.g., nucleotide) substitutions, insertions, or deletions. Therefore, inexact comparison is critical for effective matching between sequence segments. In string kernels, this is typically achieved by using different families of mismatch kernels [12]. We use the concept of (k, m) -mismatch string kernels [12] (illustrated in Figure 1(c)), which considers k -mer counts with m inexact matching of k -mers (e.g. $k=5, m \in \{0, 1\}$). For this kernel,

$$K(x, x') = \sum_{\gamma \in \Gamma_k} c_x^{k,m}(\gamma) \cdot c_{x'}^{k,m}(\gamma), \quad (6)$$

$$c_x^{k,m} = \sum_{g \in S(\gamma, m, k)} c_x(g), \quad (7)$$

$S(\gamma, m, k)$ denotes the set of contiguous substrings of length k that differ from γ in at most m positions (see Figure 1(c) with an example case for $(k=5, m \in \{0, 1\})$).

Through mismatches, (k, m) -mismatch kernel allows flexibility when matching k -mers between sequences. This flexibility partly reflects the true biological nature of DNA or proteins sequences since they are prone to mutations like deletions, insertions, substitutions etc. As expected, it performs better than spectrum kernel (as seen in Section 4.1) therefore; it is a natural choice for our TSK approach.

In practice, string kernel implementations typically require efficient computation without explicitly constructing potentially high-dimensional feature vectors $\phi(\cdot)$. This is because the explicit feature vector mapping $\phi(\cdot)$ becomes problematic (especially in the case of inexact matching) for even small value of k (due to the dimensionality of $\phi(\cdot)$ being exponential in k). Researchers have proposed various strategies [5], [12] to address these computational difficulties. We adopt a statistical strategy from [12] that provides linear-time string kernel computations and scales well with dictionary size and input length.

2.3 Proposed Model: Transfer String Kernel

String kernel assumes training and testing samples are drawn from the same probability distribution. To consider the variation between source and target samples in our application, *domain adaptation* [10], [13] serves as a natural candidate to tackle this computational challenge. In machine learning, *domain adaptation* aims to use data or a model of a well-analyzed source domain to obtain or refine a model for a less analyzed target domain. The specific “domain transfer” setting being focused in this paper assumes that historical labels only exist in the source context and are not available in the target context (reasons explained in Section 1). Accordingly, we propose “Transfer String Kernel (TSK)” approach to achieve better cross-context TFBS predictions by transferring knowledge from an annotated context to an unannotated context.

1. This probability varies with different TF_i

TSK revises the (k, m) -mismatch string kernel framework using a ‘‘Kernel Mean Matching’’ (KMM) strategy [9] in order to perform knowledge transfer. To our knowledge, TSK has not been proposed in the literature for cross-context TFBS prediction tasks. Specifically, TSK adapts string kernel under the ‘‘covariate shift’’ assumption [9]. It assumes that the conditional probability distribution of the output variable, given the input variable, remains fixed in both the source and target set. In other words, the data shift happens for the marginal probability distribution of feature variables (from $P_{sd}(x)$ to $P_{td}(x)$) and not for the conditional distribution $P(y|x)$.

The key to correcting this type of sampling bias is to estimate the ‘‘importance weight’’ for each source sample [8]:

$$\beta(x, y) := \frac{P_{td}(x, y)}{P_{sd}(x, y)} = \frac{P(y|x)P_{td}(x)}{P(y|x)P_{sd}(x)} = \frac{P_{td}(x)}{P_{sd}(x)}. \quad (8)$$

The KMM estimator accounts for the difference between $P_{td}(x, y)$ and $P_{sd}(x, y)$ by re-weighting the source points so that the means of the source and target points in a Reproducing Kernel Hilbert Space (RKHS) are close. This reweighing process is therefore called ‘‘Kernel Mean Matching’’ (KMM). When the RKHS is universal, the population solution of weight vector $\hat{\beta}$ (in the following Equation 9) to the KMM optimization (of matching means) is exactly the vector form of ratio $\frac{P_{td}(x)}{P_{sd}(x)}$ (in Equation 8) including all x from the source domain. Let β_i represent the ‘‘importance weight’’ of a source instance x_i . More specifically, KMM uses a ‘‘maximum mean discrepancy’’ measure to minimize the difference between the empirical mean of the source and the empirical mean of the target distribution. Formally, KMM attempts to match the mean elements in a feature space induced by a kernel function $K(\cdot, \cdot)$:

$$\hat{\beta} = \operatorname{argmin}_{\beta} \hat{L}(\beta), \quad (9)$$

where,

$$\hat{L}(\beta) = \left\| \frac{1}{n_{sd}} \sum_{i=1}^{n_{sd}} \beta_i * \phi(x_i^{sd}) - \frac{1}{n_{td}} \sum_{i=1}^{n_{td}} \phi(x_i^{td}) \right\|^2 \quad (10)$$

$$= \frac{1}{n_{sd}^2} \beta^T K \beta - \frac{2}{n_{sd}} \kappa^T \beta + \text{constant}, \quad (11)$$

$$\text{s.t. } \beta_i \in [0, B] \quad \text{and} \quad \left| \sum_{i=1}^{n_{sd}} \beta_i - n_{sd} \right| \leq n_{sd} \epsilon.$$

Here, K is the kernel matrix among all source examples, and κ_i is the weighted sum of kernel values among a source example and all target examples:

$$K_{ij} := K(x_i^{sd}, x_j^{sd}), \quad (12)$$

$$\kappa_i := \frac{n_{sd}}{n_{td}} \sum_{j=1}^{n_{td}} K(x_i^{sd}, x_j^{td}). \quad (13)$$

Large values of κ_i correspond to more important observations x_i^{sd} and are more likely to lead to larger β_i . Equation 9 involves a quadratic program which can be efficiently solved using the interior point methods or any other subsequent procedures such as projected gradient optimization method [9].

Algorithm 1 Algorithm for Transfer String Kernel through matching means in RKHS

- 1: **procedure** TSK
 - 2: Implement (k, m) -mismatch string kernel to calculate the kernel matrix K and vector κ ;
 - 3: Use Kernel Mean Matching estimator on K and κ to obtain the importance weight $\hat{\beta}_i$ for each source sample i ;
 - 4: Use $\hat{\beta}_i$ to perform instance re-weighted SVM training step;
 - 5: Use the trained SVM model to perform sequence classification of target samples.
-

The derived importance weights $\hat{\beta}$ are then used to re-weight source samples in a revised support vector machine training algorithm, i.e., an instance weighted SVM that aims to optimize:

$$\sum_{i=1}^{n_{sd}} \alpha_i - 0.5 \sum_{i,j \in sd} \alpha_i \alpha_j y_i y_j K(x_i^{sd}, x_j^{sd}), \quad (14)$$

$$\text{s.t. } \sum_{i=1}^{n_{sd}} \alpha_i y_i = 0, \quad \text{and} \quad \hat{\beta}_i C \geq \alpha_i \geq 0. \quad (15)$$

Here α_i are the slack variables in the SVM, the same as α_i in Eq 3.

In summary, we apply KMM in conjunction with the (k, m) -mismatch string kernel using the algorithm summarized in Algorithm 1, thus enabling us to perform knowledge transfer across domains when classifying strings.

2.4 Connecting to Previous Studies

2.4.1 Sequence-motif based TFBS prediction tools

Transcription factors influence gene expression by binding to specific DNA sequence in a genomic region. Therefore accurate models for identifying and describing the binding sites of TFs are essential in understanding cells. Previous techniques include many sequence-motif based computational approaches that typically use position-based sequence information for predicting TFBS. Relying on a set of known transcription factor binding sites (TFBSs) for a given TF, the binding preference is generally represented in the form of a position weight matrix (PWM) [14], [15] (also called position-specific scoring matrix) derived from a position frequency matrix (PFM). A PFM is essentially an occurrence table, summarizing the number of each nucleotide being observed at each position of a set of aligned TFBSs. [6] have suggested that traditional motif-driven approaches are not always sufficient to accurately account for cell-type specific binding profiles. While motif-based PWMs are compact and interpretable, they can under-fit CHIP-seq data by failing to capture subtle but detectable and important sequence signals, such as direct DNA-binding preferences of certain TFs, cofactor binding sequences, accessibility signals, or other discriminative sequence features. Gene regulatory programs are primarily regulated through cell-context specific binding of TFs. Therefore, it becomes more clear that TFBS analyses should consider distinct cell contexts (see Figure 1(a)). To the best of authors’ knowledge, this paper is the first attempt of direct testing of cross-context prediction performance of such methods.

2.4.2 String Classification

Our formulation of TFBS prediction belongs to a general category of ‘‘string classification’’. Various methods have previously been proposed to solve string classification, including generative (e.g., Hidden Markov Models-HMMs) and discriminative approaches. Among the discriminative approaches, string kernel methods provide some of the

most accurate results, such as for remote protein fold and homology detections [5], [12]. Aside from spectrum kernel [5] and (k, m) -mismatch string kernel [12] introduced in the previous section, a few other notable string kernels include (but are not limited to): (1) The gapped kernel calculates dot-product of (non-contiguous) k -mer counts with gaps allowed between elements. (2) More generally, the substring kernel [16] measures similarity between sequences based on common co-occurrence of exact sub-patterns (e.g., substrings). (3) The profile kernel [17] uses the notion of similarity based on a probabilistic model (e.g. profile). (4) Under the semi-supervised setting, the so-called “sequence neighborhood” kernel or “cluster” kernel [18] proposes a semi-supervised extension of string kernel, which replaces every sequence with a set of “similar” (neighboring) sequences and a new representation is obtained by averaging representations of these neighboring sequences found in the unlabeled data using a certain sequence similarity measure.

Sequence labeling or sequence tagging is another related category of formulations for sequence modeling. Many successful works in the field of natural language processing [19] belong to this category in which each position of input sequences can be annotated with tags indicating parts of speech, named entities, semantic roles, etc. Popular bioinformatics tasks predicting proteins’ local functional properties [20] have been modeled as a labeling or tagging of amino acids on proteins. Many important functional properties are computationally predicted in this fashion, such as secondary structure, solvent accessibility, transmembrane topology or the locations of coiled-coil regions. Multiple classic machine learning methods have been benchmark tools for sequence tagging, like conditional random field [21]. We omit a full survey of this topic due to its vast body of previous literature and loose connection to our TFBS formulations.

2.4.3 Domain Transfer for Genome Sequence Mining

TSK relates to a more general machine-learning topic “covariate shift”. Traditional supervised learning assumes source and target samples are usually drawn from the same probability distribution. This assumption can be easily violated in practice, for instance, due to sampling bias or nonstationarity of the sampling environment (i.e. the case of TSK) [8]. Algorithms that remain effective under such distribution shifts are highly preferred. This problem has been investigated in both statistics and machine learning under various assumptions [8]. The covariate shift assumption assumes that the conditional probability distribution of the output variable y , given the input variable, x remains fixed in both the source and target. Under this setting, the basic motivation to correct the sampling bias is to re-weight the source data so that its distribution matches more closely to that of the target data. A number of previous methods have been proposed to estimate the “importance weight” β from finite samples, including kernel mean matching (KMM), logistic regression, KL importance estimation and many others [8].

More generally, TSK belongs to topics of *domain adaptation* and *transfer learning* [13] [10], where one aims to use data or models of a well-analyzed source domain to obtain or refine models for a less analyzed target domain. This helps when datasets from the two domains belong to different feature spaces or follow different data distributions. For such scenarios, knowledge transfer will potentially improve the performance of learning by avoiding or reducing the expensive data-labeling efforts [13]. A good classifier can only be trained when a sufficient amount of annotated training data is available. However, labeled training data in biomedical fields is scarce. Obtaining such labeled datasets can be costly and time-consuming. This results in the data sparsity problem that is a major bottleneck for applying machine learning in biomedical domain. Computational

methods with the ability of “knowledge transfer” become highly crucial for such applications because biomedical data is intrinsically complex and heterogeneous at almost every level (e.g., different species, different tissue types, etc). Transfer learning can help in reusing knowledge from annotated datasets to new domains [22], reducing the knowledge gap of labeled data due to heterogenous variations. For example, one previous study [10] explored “domain adaptation” strategies for a task of sequence-based prediction for acceptor splice sites. It assumed that historical labels exist for both source and target contexts, which is different from our setting. We aim to predict TFBS for a cellular context that has not yet been annotated (i.e. no label exists in the target domain). Our setting is more practical for TFBS prediction tasks, because if a ChIP-seq experiment has been performed for a specific TF in a certain context, it is normally unnecessary to computationally predict TFBS for that specific domain again. Experimental results in Section 4 successfully present a strong case of mining bio-medical data where the transfer of knowledge across domains is critical and fruitful.

2.4.4 Covariate Shift & Domain Adaptation

Domain adaptation has been widely studied in machine learning literature to train an effective classifier for a target domain for which labeled data is rare, or even unavailable (this paper’s case). By exploiting labeled training samples from a different but related source domain, a variety of previous studies have demonstrated its effectiveness on multiple applications including sentiment analysis [23], object classification [24], activity recognition [25], text categorization [26] and Brain-computer interface (BCI) tasks [27]. Roughly speaking, previous learning methods for domain adaptation can be summarized into two main types:

Covariate Shift: First, many existing studies try to estimate weights of samples that account for the mismatch in distributions between a target and a source domain. Covariate shift assumes that the marginal distributions of the source and target instances differ while the conditional distribution of the target output remains the same across domains [28]. Methods for domain adaptation under covariate shift assumptions mostly try to estimate the weights of source instances so that the weighted source distributions are most similar to the target distribution. Then, an instance-weighted classifier is trained for the target domain. For instance, the authors of [29] propose density estimators that incorporate sample selection bias to adapt two distributions. The Kernel Mean Matching (KMM) method [9], [30] then learns the weights by matching the distributions in a RKHS, with a recent extension [31] developing surrogate-kernel based kernel matching. Later, [32], [33] propose to minimize the Kullback-Leibler divergence between the target distribution and the weighted source distribution. Several recent papers [25], [34], [35] aim to estimate the optimal weights by solving least-square based formulations. Furthermore, theoretical analysis of this type of domain adaptation has been studied by [36].

The aforementioned studies separate the estimation of importance weights and the training of weighted learning models in two stages. Several existing machine learning methods have been explored in this framework, such as importance-weighted logistic regression [33], importance-weighted kernel regression [32], importance-weighted Gaussian processes [37], and the so-called consistent distance metric learning method [38].

Moreover, a few studies try to unify the two stages. For instance, the authors of [39] propose a discriminative learning based adaptation that trains an integrated model to obtain both importance weights and the classifier at the same time. As another example, a so-called doubly robust covariate shift correction method [40] first trains a non-

TABLE 2: Sample sizes and hyperparameters in TFBS prediction experiments.

Source Samples : Mouse (train)			Target Samples : Human (validation and test)			Kernel Parameters	
Pos sites	Neg sites	Total (n)	Pos sites	Neg sites	Ratios (r)	k	m
500	500	1000	500	500,1000,1500	1:1,1:2,1:3	8, 10 ,12	1,2,3

TABLE 3: Sample sizes and hyperparameters in PB prediction experiments.

Source Samples: Mouse (train)			Target Samples: Human (validation)			Target Samples: Human (test)			Kernel Parameters		
Pos sites	Neg sites	Total (n)	Target	Pos sites	Neg sites	Total (n)	Pos sites	Neg sites	Total (n)	k	m
586	2598	3184	HLA-A0201	1370	11752	13122	82	1169	1251	5,6,7	1,2,3
			HLA-B0702	170	3627	3797	135	1592	1727		
			HLA-B4403	204	538	742	91	629	720		
			HLA-B5301	121	806	927	109	376	485		
			HLA-B5701	237	1882	2119	286	550	836		

TABLE 4: Comparison using average test AUC scores of 14 TFs for spectrum (Spec.) kernel and (k, m) -mismatch (Mis.) kernel. (k, m) -mismatch kernel consistently outperforms spectrum kernel, making it the natural choice for TSK approach.

Ratio=1:1		Ratio=1:2		Ratio=1:3	
Mis. Kernel	Spec. Kernel	Mis. Kernel	Spec. Kernel	Mis. Kernel	Spec. Kernel
0.7786	0.7694	0.7804	0.7731	0.7805	0.7734

weighted classifier model, estimates the weights of source instances, and then retrains an instance-weighted classification model with the learned weights.

Subspace Adaptation: Another direction of domain adaptation is to extract a subspace, or newer feature representations in the data space, to model invariant parts across target and source distributions. Transferring knowledge between domains is through such learned subspaces or feature representations. For example, [23], [41] propose novel feature representations for the domain adaptation purpose. Transfer component analysis [42] was introduced to find low dimensional representations in RHKS where the target and source domains are similar. The authors of [43] try to learn a linear subspace that is suitable for knowledge transfer by minimizing Bregman divergence between target and source distributions in this subspace. A related study [44] transforms target samples such that they are a linear combination of basis from the source domain. More recently, [45] learns a domain-invariant data transformation to minimize differences between source and target distributions while preserving functional relations between data and labels. Furthermore, the authors of [46] propose to identify subspaces that align to the eigenspaces of the target and source domains.

2.4.5 Sequence-based Prediction of peptide binding to MHC

As mentioned in the introduction, the proposed TSK method is general to any cross-domain sequence modeling problems. We implement TSK on another sequence-based bioinformatics task for MHC peptide binding and compare TSK with state-of-art tools on benchmark datasets.

The first machine learning competition in Immunology (2011) [47] compared various computational algorithms for classifying peptide binding versus non-binding sites for multiple MHC molecules. They used experimental labels of peptide binding from 3 classes of MHC molecules in humans as performance benchmarks. In 2012, the second machine learning competition in Immunology [48] increased the number of experimental datasets for both human and mouse molecules, providing training and test data for both species. The task was formulated as classifying eluted peptide (naturally processed by MHC) as positive samples while simple binding and non-binding peptides were classified as negative labeled samples.

For peptide-protein interaction prediction, relative positions of amino acids and their physiochemical properties play a very important role [49]. The oligo kernel proposed by [50], takes the relative

positions into consideration by assigning a weight to each common k -mer based on their relative position in the two peptide sequences. For the 2012 Machine Learning Competition in Immunology for peptide binding prediction, [49] showed that their Generic String (GS) kernel gave state-of-the-art performance when implemented on the datasets provided by the competition from [51]. According to the authors, the GS kernel includes information regarding both physiochemical property and relative position of amino acids during k -mer comparison. We demonstrate in Section 4 that our basic mismatch string kernel (SK) yields better performance than GS kernel on the benchmark data from this competition.

3 EXPERIMENTAL SETUP

3.1 TFBS Prediction Task

We chose a family of cross-genome TFBS prediction tasks for evaluations. This set of tasks transfer knowledge from mouse genome to human genome, which is the translational research setting. For a certain TF, we train a TSK model using existing ChIP-seq TFBS data of a certain cell-type of mouse genome (source) and perform TFBS predictions of the same cell-type on human genome (target).

3.2 Datasets

There exist thousands of TFs that are common between mice and humans. The ENCODE [1] database, however, contains only 14 ChIP-seq TF experiments that are available for both species. Therefore, we use these 14 available ChIP-seq datasets for our cross-context predictions. The cell-type for each of the different TFs belongs to normal blood tissue, as it has the maximum number of common TF experiments across the two genomes.

3.2.1 Sequence selection method

To select training and testing sequences from the ENCODE database, we use the ‘‘peak-centric standard’’ as described in [52]. According to this standard, there exists a single central position in each ChIP-seq region that represents positive binding site for a certain TF, and all other genomic positions are negative sites. Consequently, for positive sequences, we use the 100 nucleotides surrounding each peak position. For negative samples, since there is a lack of experimental evidence showing where the negative ‘‘peak’’ is, we randomly select 100 basepair-length subsequences from the genomic regions where

TABLE 5: Comparison using test AUC scores across 14 TFBS prediction tasks. TSK outperforms SK and baselines for the majority of cases. Position Weight/Frequency Matrix based approaches, MEME and CISFINDER, also perform well for three TFs that have strong sequence conservation across genomes. The last column ‘‘CS’’ represents the conservation score of the corresponding TF. We note that SK and TSK perform the best when the conservation score is low (11 out of 14 cases).

TF	Ratio=1:1				Ratio=1:2				Ratio=1:3				CS
	TSK	SK	CISF	MEME	TSK	SK	CISF	MEME	TSK	SK	CISF	MEME	
Maz	0.9167	0.9102	0.8396	0.8579	0.9106	0.9052	0.8422	0.8469	0.9091	0.9038	0.8417	0.8406	0.0580
Jund	0.6008	0.5958	0.5475	0.5861	0.6010	0.5943	0.5506	0.5955	0.6033	0.5951	0.5549	0.6027	0.0663
Mafk	0.8317	0.8313	0.6038	0.6694	0.8344	0.8365	0.6111	0.6714	0.8416	0.8456	0.6143	0.6740	0.0753
Tbp	0.6305	0.6214	0.5146	0.5236	0.6325	0.6187	0.5106	0.5343	0.6283	0.6167	0.5105	0.5316	0.0827
Max	0.8726	0.8642	0.8478	0.2105	0.8856	0.8747	0.8513	0.2048	0.8877	0.8759	0.8499	0.1986	0.0844
Ctcf	0.8314	0.8252	0.7667	0.8135	0.8311	0.8282	0.7677	0.8142	0.8301	0.8268	0.7655	0.8112	0.0873
Chd1	0.6731	0.6677	0.5732	0.3375	0.6724	0.6625	0.5709	0.3455	0.6640	0.6592	0.5746	0.3457	0.0965
Mxi1	0.8630	0.8523	0.7785	0.2522	0.8606	0.8505	0.7780	0.2476	0.8612	0.8494	0.7794	0.2506	0.1071
P300	0.6288	0.6503	0.5055	0.5795	0.6375	0.6470	0.50344	0.5689	0.6412	0.6526	0.5000	0.5781	0.1235
Chd2	0.8355	0.8270	0.6079	0.7420	0.8383	0.8315	0.6066	0.7405	0.8460	0.8383	0.6078	0.7430	0.1236
Sin3a	0.8821	0.8646	0.8025	0.2118	0.8841	0.8679	0.8005	0.2048	0.8805	0.8657	0.7990	0.2036	0.1254
Usf2	0.8812	0.8673	0.8841	0.9658	0.8856	0.8723	0.8833	0.96346	0.8815	0.8705	0.8826	0.9608	0.1300
Rad21	0.7408	0.7176	0.7654	0.8310	0.7456	0.7214	0.7612	0.8302	0.7381	0.7164	0.7627	0.8313	0.1577
Smc3	0.8277	0.8052	0.9113	0.9818	0.8365	0.8158	0.9150	0.9812	0.8305	0.8114	0.9163	0.9816	0.1637
AVG	0.7868	0.7786	0.7106	0.6116	0.7897	0.7804	0.7109	0.6106	0.7888	0.7805	0.7114	0.6109	

positive ChIP-seq TFBS peaks are absent ². Coordinates of TFBS peak positions are obtained from the ChIP-seq data available in the ENCODE repository [1].

3.3 Setup

Our experiments include a few important data statistics and hyperparameters to tune:

- **Dictionary size (d):** Our TFBS prediction uses DNA sequence segments as input data. These strings are made up of 4 characters (also known as nucleotides): A,T,C,G. The dictionary size is $d=4$.
- **Number of source samples (n):** For each of the 14 TFs, we use its top 500 (ranked according to ChIP-seq peak enrichment) mouse TFBS sequences. For each TF task, we randomly select 500 negative samples using the strategy in Section 3.2.1. Totally, for each TF, we have a training set containing $n=1000$ sequences (positive=500, negative=500).
- **Ratio of positive to negative target samples (r):** In a target context, we generated a validation set for hyperparameter tuning and a test set for performance evaluation. For each of the 14 TFs, we use the subsequent 500 human TFBS sequences each for both the positive validation set and positive testing set. However, the number of negative validation and testing samples may vary. For TFBS prediction on an unannotated context, it is not practical to assume that the ratio between positive and negative sites is always balanced. This is because the number of bound sites varies from one cell-context to another cell-context as well as across different TFs. Furthermore, the number of TFBSs is generally much smaller compared to regions without the TFBSs. Accordingly, we create target sets in which positive to negative ratio varies, simulating real-world predictions on unlabeled datasets ³. By varying negative samples in the target context and keeping the positive samples constant, we obtain

different positive to negative ratios in target data, i.e $r=1:1$, $1:2$ and $1:3$ respectively. A ratio of $1:3$ means we expect 3 negative sites for every observed positive site in the target data. More specifically, we generated three cases of validation and test sets for each TF task, containing $n=1000$ (positive=500, negative=500), $n=1500$ (positive=500, negative=1000) and $n=2000$ (positive=500, negative=1500) sequences.

- **String kernel hyperparameters (k,m):** For both SK and TSK, we tune two hyperparameters: the length of input k-mer, $k \in \{8, 10, 12\}$, and the number of allowed mismatches, $m \in \{1, 2, 3\}$. We first perform hyperparameter selection using our validation sets and then evaluate model performance using the selected hyperparameters on the test sets. Hyperparameters for the SVM training ($C \in \{0.1, 1, 10, 100, 1000\}$) are also selected using the validation sets.

The setup described above is novel. Our cross-context setup differs from previous TFBS prediction works and closely resembles a real biological scenario. The data statistics and hyperparameters used in our TFBS experiments are summarized in Table 2.

3.4 Evaluation Metric

Our investigation of TSK focuses on the SVM [53] [54] classifier framework. SVMs are known to provide state-of-the-art performance for many applications [11], including a large number of successes in computational biology [55]. Binary SVM learns a real-valued function that assigns a continuous score to each candidate sequence segment based on the labeled source set. Larger scores correspond to more confident predictions as the positive class. As a result, we rank all candidate samples in the target set using SVM prediction values. This naturally leads us to utilize Area Under Curve (AUC) score (from the Receiver Operating Characteristic (ROC) curve) as our main evaluation metric. The area under the ROC curve (AUC) is commonly used as a summary measure of diagnostic accuracy. It is interpreted as the probability that a randomly selected ‘‘event’’ will be regarded with greater suspicion (in terms of its continuous measurement) than a randomly selected ‘‘non-event’’. AUC score ranges between 0 and 1, where values closer to 1 indicate more successful predictions.

2. We first select ‘‘open’’ DNA segments where the TFBS binding can take place. Next, we remove all possible TFBS regions for a particular TF.

3. Intuitively, searching TFBS sites should consider all genomic positions. In reality, researchers use epigenomic evidence to filter out non-possible binding sites.

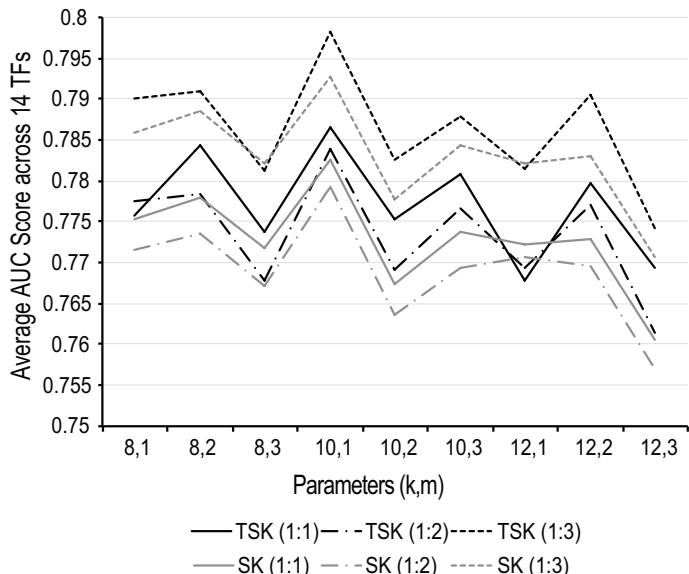


Fig. 2: Average AUC scores from TSK and SK on TFBS predictions when varying hyperparameters (k, m). For each of the three data ratios (1:1, 1:2 and 1:3) about validation sets, a curve is shown to describe the change in performance for SK and TSK with varying (k, m) values. Parameter combination of $k=10$ and $m=1$, gives the best performance for both SK and TSK. For each data ratio, TSK outperforms the basic SK.

3.5 Baseline approaches used for comparison

For TFBS prediction tasks, we compare TSK to the following baselines:

- 1) **SK**: represents the (k, m) -mismatch kernel implementation adapted from [12]. We also ran spectrum kernel and found that its performed worse than (k, m) -mismatch SK (See Section 4.1)
- 2) **MEME**: is the state-of-the-art TFBS prediction tool that scores each sequence for potential TF binding events based on Position Weight Matrices (PWMs). The PWMs are obtained from source sequences using motif discovery algorithm MEME-ChIP [56] and then these motifs are used for scoring individual target sequences using AMA tool [57]. These tools are part of the MEME-Suite [58].
- 3) **CISF**: CISFINDER [59] is another state-of-the-art toolbox for TFBS detection that uses an exhaustive search for DNA motifs and outputs a Position Frequency Matrix (PFM). It then scores each target sequence based on the generated PFM.

The source and target sequences for all above baselines are same as those used in our TSK approach.

3.6 MHC PB Prediction Task

To demonstrate the generalization of our model, we implement TSK on another group of cross-context prediction tasks: predict PB to MHC proteins from mice to humans. The mouse and human datasets are provided by the 2012 Machine Learning Competition in Immunology [48]. The target human datasets have peptide bindings (PBs) for 5 different MHC molecules: HLA-A0201, HLA-B0702, HLA-B4403, HLA-B5301 and HLA-5701; while for the source mouse domain we select H2-Kb PB data. This leads to 5 different PB prediction tasks. We present the details of these datasets in Table 3. Important data statistics and hyperparameters of this task are listed as follows:

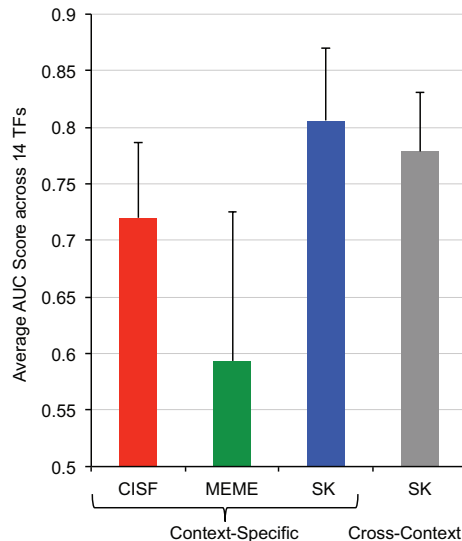


Fig. 3: Comparison using average test AUC scores of 14 TF tasks by comparing TFBS predictions under the Within-Context (“human Context-Specific”) setting versus Cross-Context setting. As expected, using the same SK approach, within-context setting achieves better performance than SK under cross-context setting indicating that the Cross-Context task is more difficult. Interestingly, our baseline SK method outperforms the state-of-art tools MEME and CISFINDER under the (easier) Within-Context (“human Context-Specific”) setting.

- **Dictionary size (d)**: Peptides are composed of 2 or more amino acids. Thus, the dictionary size is much larger, with $d=20$, since there exist 20 amino acids.
- **Number of sequences (n)**: While the number of sequences of source domain is 3184, the number of sequences in target domain vary drastically for each MHC task. The details are included in Table 3. The length of these peptide sequences varies from 8 to 11 amino acids.
- **Ratio of positive to negative samples in target data (r)**: The datasets are from the 2012 competition [48]. The ratio between positive sites (i.e. sites with naturally processed (eluted) peptide binding to MHC-I complex) and the negative sites is already skewed (details in table 3).
- **String kernel hyperparameters (k, m)**: Hyperparameter tuning was performed by training on mouse PB datasets and using the training data of human tasks as the validation set. We vary the length of the k -mer, $k \in \{5, 6, 7\}$, since the full sequence lengths are much smaller compared to TFBS, and the number of allowed mismatches, $m \in \{1, 2, 3\}$. Model evaluation is done on human test datasets provided by the 2012 Machine Learning Competition in Immunology [48].
- **Baselines**: Since no runnable tools exist for both oligo kernels and GS kernels, we use (k, m) -mismatch kernels from [12] as a baseline.

4 RESULTS

4.1 Choice of Basic Kernel: (k, m) -mismatch kernel

We select (k, m) -mismatch kernel as it allows mismatches during k -mer matching of biological sequences. Such sequences are prone to mutations like substitutions, insertions, or deletions. In Table 4 we present average AUC scores from 14 TF tasks for both (k, m) -mismatch kernel and spectrum kernel. As expected, the inexact

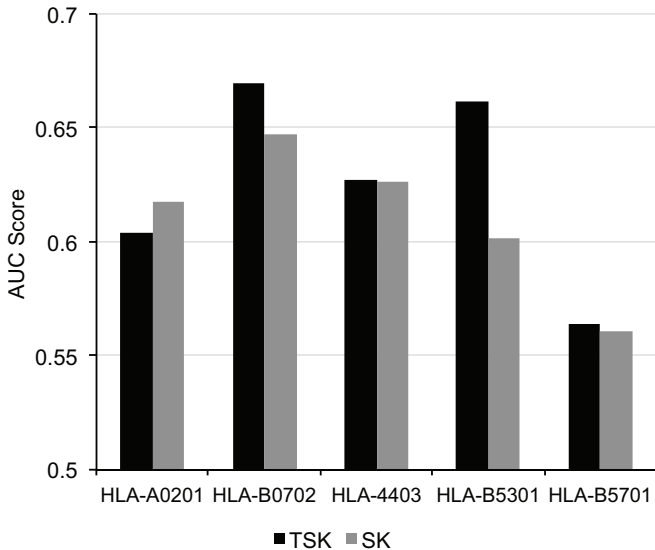


Fig. 4: Comparison using AUC scores across 5 tasks of MHC peptide binding (PB) prediction. We use mouse dataset as source and human dataset as target. TSK outperforms SK for 4 out of 5 cases.

matching of (k, m) -mismatch kernel is more effective and outperforms than the exact matching of spectrum kernel, making it a natural choice for our TSK approach.

4.2 Evaluation of performance: TSK successfully transfers knowledge across different species

Table 5 presents the test AUC scores from different approaches for cross-context TFBS predictions of 14 selected TFs. For each TF, training was done on TFBS data from the mouse genome (source) and testing data was obtained from the human genome (target). We select $k = 10$ and $m = 1$ for SK and TSK based on validation set performance (details in Section 4.3). TSK outperforms SK and two PWM baselines for most of the cases and is generally robust for imbalanced datasets (when $r=1:2$ and $1:3$). Position Weight/Frequency Matrix based approaches, MEME and CISFINDER, also perform well for three TFs (USF2, RAD21 and SMC3). However, their performance is worse than SK and TSK for majority of the TFs. MEME and CISFINDER also exhibit a higher variance when considering all 14 TF prediction tasks.

Furthermore, we calculate the conservation scores for each of the 14 different TFs we used. The conservation scores indicate how well conserved (or slowly evolving) individual positions of TFBS sequences are, for a particular TF. Conservation scores are calculated for 100 basepair-length sequences. Segments obtained from top 2000 binding sites of all 14 TFs from the human genome. For these sequences, a phyloP score for each nucleotide (total of 200,000) is calculated using the Galaxy tool [60], [61], [62]. A positive phyloP score denotes conservation (slow evolution) and a negative phyloP score denotes acceleration (fast evolution) of the nucleotide. Thus, after adding and normalizing the scores according to positively and negatively scored nucleotides for each TF, we take their log (for scaling) and subtract the acceleration scores from the conservation scores. We then include information regarding fraction of non-conserved nucleotides for each TF to our final score. Non-conserved nucleotides are those nucleotides for which phyloP scores (positive or negative) are not reported. We calculate this as a penalty term :

$$p = \frac{\log(\frac{C_n}{C_t})}{100} \quad (16)$$

The equation for calculating the final conservation score (CS) is:

$$CS = \log(PosScore) - \log(|NegScore|) - p \quad (17)$$

where C_n is the count of non-conserved nucleotides and C_t is the count of total number of nucleotides ($= 200,000$). $PosScore$ denotes normalized sum of all positive phyloP scores (quantifying slow evolution) while $NegScore$ denotes normalized sum of all negative phyloP scores (quantifying fast evolution). Conservation scores for each TF are provided in the last column of Table 5.

For TFs that MEME and CISFINDER give high accuracy, we observe that they also have high conservation scores. When the conservation scores are not high, SK and TSK models perform better. Thus, MEME and CISFINDER perform well on TFs with strong sequence conservation across genomes. This indicates that string kernel based approaches can be used to complement Position Weight/Frequency Matrix based approaches.

It is important to note that TSK consistently outperforms SK even on more conserved TFs. This demonstrates that domain adaptation technique helps to improve the basic string kernel for cross-context sequence predictions.

4.3 Hyperparameter Selection: $k = 10$ and $m = 1$ gives the best performance for TFBS prediction

(k, m) -mismatch string kernel requires the tuning of two hyperparameters: k and m . Here, k is the length of the k -mer or substrings being compared in kernel calculations and m is the number of mismatches being allowed. We considered $k \in \{8, 10, 12\}$ and $m \in \{1, 2, 3\}$. Figure 2 shows the effect of varying k and m parameters using average AUC scores (across 14 TF tasks) from validation for all three considered data ratios. The combination ($k=10, m=1$) achieves the best average AUC results on validation sets. We observe that for each particular ratio, TSK always outperforms basic SK on validation. We also find that value $k > 10$ decreases the performance of SK and TSK.

4.4 Same context versus cross-context: Prediction of TFBS within the target context is easier than cross-context

To justify the importance of domain adaptation, we also evaluate baseline methods under the setting that train and test are within the same target domain. That is, both the training and testing are performed on human TFBS datasets⁴. In Figure 3, the prediction performance, measured by average AUC test score, across 14 TF tasks, of SK decreases when under cross-context setting (in comparison to the prediction from within the same context). However, it is worthwhile to point out that basic SK outperforms MEME and CISFINDER for TFBS when working within the same domain.

4.5 TSK is generalizable to other sequence-based prediction tasks

In addition to TFBS prediction, we successfully implement TSK for predicting PB to MHC-I complex by transferring knowledge across species. Similar to TFBS prediction, we use the mouse (source) dataset to train our model and then perform predictions (validation and testing) on the human (target) dataset, i.e. a useful translational setting. Our results indicate that TSK can be generalized to any cross-context task that involves sequence-based classification.

4. We generate a new training set from human TFBS data ($r=1:1$)

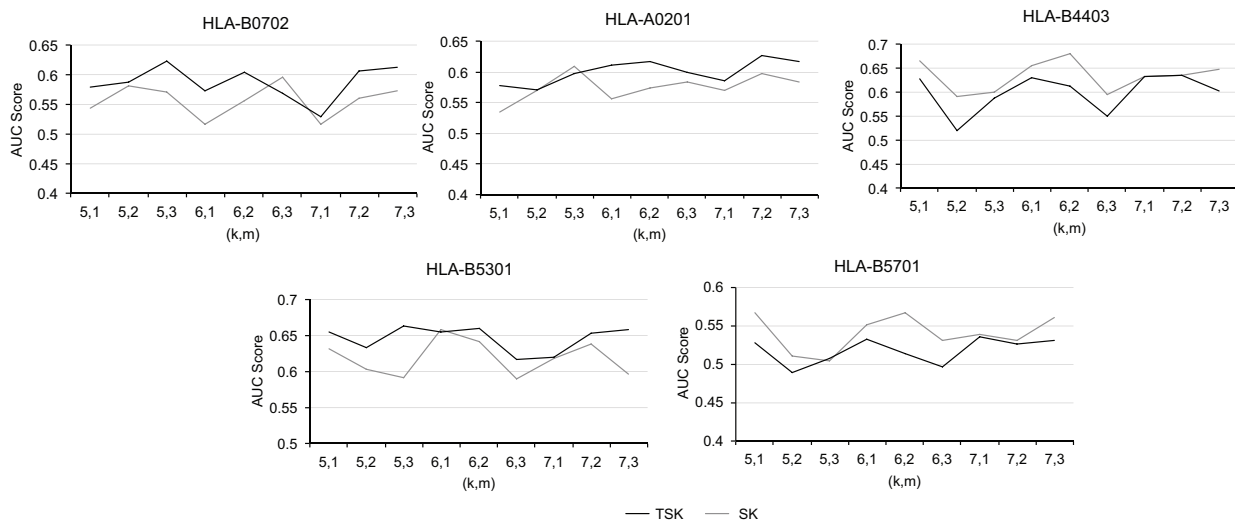


Fig. 5: Average AUC scores on validation sets from TSK and SK when varying hyperparameters (k, m) on all 5 MHC PB tasks. Different best performing k and m values are selected across TSK and SK and across each task respectively.

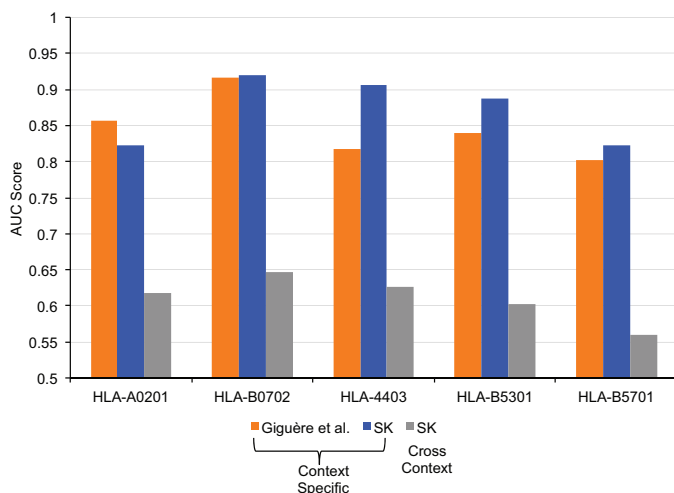


Fig. 6: Test AUC scores for the 5 MHC PB prediction tasks when comparing the Within-Context (human “Context-Specific”) setting versus Cross-Context setting. As expected, SK approach, under the within-context setting, achieves better performance than SK under cross-context, indicating that Cross-Context tasks are more difficult. Moreover, our mismatch SK baseline outperforms Generic String Kernel [49] on 4 out of 5 tasks, making it a good choice for implementation of TSK on this type of task.

- **Evaluation of performance:** As shown in Figure 4, TSK performs better than the basic SK model on 4 out of 5 PB-prediction tasks across species.
- **Hyperparameter Selection:** The hyperparameter tuning gave best-performing hyperparameters that were different across 5 tasks as well as across TSK and SK approaches. Figure 5 presents tuning results for all 5 MHC PB prediction tasks, where training was done on the mouse H2-Kb MHC PB dataset and validation was done on train data for human provided by 2012 competition in Immunology [48]. Each task uses a different test dataset for human model evaluation. The best performing k and m values are selected for each task respectively.
- **Same context versus cross-context:** Once again, we observe

in Figure 6 that the task of PB prediction is easier when done within the target (human) domain. That is, when both training and test datasets are from human domain. In this setting, our basic SK model (blue bars) gives good performance and even outperforms GS kernel [49], the best team for 2012 competition *citelcompimmune*. This shows that SK is a good choice for implementation of domain adaptation technique. The grey bar in Figure 6 shows that the performance of basic SK decreased drastically when predictions are made across contexts. Therefore, indicating the need to propose TSK for cross-context settings.⁵

5 DISCUSSION

Determining how TF proteins interact with DNA to regulate context specific gene regulation is essential for fully understanding biological processes and diseases. Most previous computational tools for predicting TFBSs assume the same distribution across target and source contexts. We, however, have shown that it is beneficial to consider the distribution shift. The proposed TSK method improves the performance of sequence-driven TFBS predictions by accommodating differences among underlying sample distributions and applying knowledge transfer from the source to target context. We have also examined the imbalanced (positive to negative ratio) data issue in the target domain, to ensure realistic and robust TFBS predictions. Our experimental results indicate:

- TSK overall improves performance of string kernel on cross-context TFBS predictions;
- TSK and SK outperform the state-of-the-art Position Weight/Frequency Matrix based TFBS tools, especially for less conserved TFs, and can be used as complementary tools to the latter;
- TSK can be easily generalized to other sequence based prediction tasks, e.g. prediction of PB to MHC-I complex molecules.

⁵ We also apply TSK to this within-context setting and get following AUC scores: 0.8325 (HLA-A0201), 0.9233 (HLA-B0702), 0.9282 (HLA-B4403), 0.8599 (HLA-B5301) and 0.82 (HLA-B5701). Interestingly, we find that TSK adapts and reduces the differences among the training and testing datasets and gives slightly better performance on 3 out of 5 MHC PB prediction tasks (HLA-A0201, HLA-B0702 and HLA-B4403). SK’s performance is represented by blue bars in Figure 6

The code for TSK has been made available at www.github.com/QData/TransferStringKernel. TSK is a general sequence modeling architecture. Therefore, our future plan is to extend TSK to a wider variety of sequence based applications. We would also like to study and compare implementation of other kernels from the string kernel family as components of the TSK approach. In the meantime, we are aware of the limitations of TSK due to its high computational complexity when handling datasets with a large number of source and target samples. We plan to explore random sampling based techniques to scale up TSK on "large-scale" sequence mining tasks.

ACKNOWLEDGMENTS

The authors thank Dr. Mazhar Adli (Department of Biochemistry and Molecular Genetics, University of Virginia) for helpful discussions throughout the progress of this project.

FUNDING

This work was supported by the National Science Foundation under NSF CAREER award No. 1453580. Any Opinions, findings and conclusions or recommendations expressed in this material are those of the author(s) and do not necessarily reflect those of the National Science Foundation.

REFERENCES

- [1] E. P. Consortium *et al.*, "An integrated encyclopedia of dna elements in the human genome," *Nature*, vol. 489, no. 7414, pp. 57–74, 2012.
- [2] J. M. Vaquerizas, S. K. Kummerfeld, S. A. Teichmann, and N. M. Luscombe, "A census of human transcription factors: function, expression and evolution," *Nature Reviews Genetics*, vol. 10, no. 4, pp. 252–263, 2009.
- [3] E. T. Dermitzakis and A. G. Clark, "Evolution of transcription factor binding sites in mammalian gene regulatory regions: conservation and turnover," *Molecular biology and evolution*, vol. 19, no. 7, pp. 1114–1121, 2002.
- [4] P. J. Park, "Chip-seq: advantages and challenges of a maturing technology," *Nature Reviews Genetics*, vol. 10, no. 10, pp. 669–680, 2009.
- [5] C. Leslie and R. Kuang, "Fast string kernels using inexact matching for protein sequences," *The Journal of Machine Learning Research*, vol. 5, pp. 1435–1455, 2004.
- [6] A. Arvey, P. Agius, W. S. Noble, and C. Leslie, "Sequence and chromatin determinants of cell-type-specific transcription factor binding," *Genome research*, vol. 22, no. 9, pp. 1723–1734, 2012.
- [7] K. Chen and N. Rajewsky, "The evolution of gene regulation by transcription factors and micrnas," *Nature Reviews Genetics*, vol. 8, no. 2, pp. 93–103, 2007.
- [8] Y.-I. Yu and C. Szepesvári, "Analysis of kernel mean matching under covariate shift," in *Proceedings of the 29th International Conference on Machine Learning (ICML-12)*, 2012, pp. 607–614.
- [9] A. Gretton, A. Smola, J. Huang, M. Schmittfull, K. Borgwardt, and B. Schölkopf, "Covariate shift by kernel mean matching," *Dataset shift in machine learning*, vol. 3, no. 4, p. 5, 2009.
- [10] G. Schweikert, G. Rätsch, C. Widmer, and B. Schölkopf, "An empirical analysis of domain adaptation algorithms for genomic sequence analysis," in *Advances in Neural Information Processing Systems*, 2009, pp. 1433–1440.
- [11] V. N. Vapnik, *Statistical Learning Theory*. Wiley-Interscience, September 1998.
- [12] P. P. Kuksa, P.-H. Huang, and V. Pavlovic, "Scalable algorithms for string kernels with inexact matching," in *NIPS*, 2008, pp. 881–888.
- [13] S. J. Pan and Q. Yang, "A survey on transfer learning," *Knowledge and Data Engineering, IEEE Transactions on*, vol. 22, no. 10, pp. 1345–1359, 2010.
- [14] G. D. Stormo, "Modeling the specificity of protein-dna interactions," *Quantitative Biology*, vol. 1, no. 2, pp. 115–130, 2013.
- [15] A. Mathelier, X. Zhao, A. W. Zhang, F. Parcy, R. Worsley-Hunt, D. J. Arenillas, S. Buchman, C.-y. Chen, A. Chou, H. Ienasescu *et al.*, "Jaspar 2014: an extensively expanded and updated open-access database of transcription factor binding profiles," *Nucleic acids research*, p. gkt997, 2013.
- [16] S. Vishwanathan and A. J. Smola, "Fast kernels for string and tree matching," *Kernel methods in computational biology*, pp. 113–130, 2004.
- [17] R. Kuang, E. Ie, K. Wang, K. Wang, M. Siddiqi, Y. Freund, and C. Leslie, "Profile-based string kernels for remote homology detection and motif extraction," *Journal of bioinformatics and computational biology*, vol. 3, no. 03, pp. 527–550, 2005.
- [18] O. Chapelle, J. Weston, and B. Schölkopf, "Cluster kernels for semi-supervised learning," in *Advances in neural information processing systems*, 2002, pp. 585–592.
- [19] R. Collobert and J. Weston, "A unified architecture for natural language processing: Deep neural networks with multitask learning," in *Proceedings of the 25th international conference on Machine learning*. ACM, 2008, pp. 160–167.
- [20] Y. Qi, M. Oja, J. Weston, and W. S. Noble, "A unified multitask architecture for predicting local protein properties," *PLoS one*, vol. 7, no. 3, p. e32235, 2012.
- [21] J. Lafferty, A. McCallum, and F. C. Pereira, "Conditional random fields: Probabilistic models for segmenting and labeling sequence data," 2001.
- [22] Q. Xu and Q. Yang, "A survey of transfer and multitask learning in bioinformatics," *Journal of Computing Science and Engineering*, vol. 5, no. 3, pp. 257–268, 2011.
- [23] Y. Shi and F. Sha, "Information-theoretical learning of discriminative clusters for unsupervised domain adaptation," *arXiv preprint arXiv:1206.6438*, 2012.
- [24] R. Gopalan, R. Li, and R. Chellappa, "Domain adaptation for object recognition: An unsupervised approach," in *Computer Vision (ICCV), 2011 IEEE International Conference on*. IEEE, 2011, pp. 999–1006.
- [25] H. Hachiyama, M. Sugiyama, and N. Ueda, "Importance-weighted least-squares probabilistic classifier for covariate shift adaptation with application to human activity recognition," *Neurocomputing*, vol. 80, pp. 93–101, 2012.
- [26] M. Long, J. Wang, J. Sun, and P. S. Yu, "Domain invariant transfer kernel learning," 2015.
- [27] Y. Li, H. Kambara, Y. Koike, and M. Sugiyama, "Application of covariate shift adaptation techniques in brain-computer interfaces," *Biomedical Engineering, IEEE Transactions on*, vol. 57, no. 6, pp. 1318–1324, 2010.
- [28] H. Shimodaira, "Improving predictive inference under covariate shift by weighting the log-likelihood function," *Journal of statistical planning and inference*, vol. 90, no. 2, pp. 227–244, 2000.
- [29] M. Dudík, S. J. Phillips, and R. E. Schapire, "Correcting sample selection bias in maximum entropy density estimation," in *Advances in neural information processing systems*, 2005, pp. 323–330.
- [30] J. Huang, A. J. Smola, A. Gretton, K. M. Borgwardt, and B. Schölkopf, "Correcting sample selection bias by unlabeled data," *Advances in neural information processing systems*, vol. 19, p. 601, 2007.
- [31] K. Zhang, V. Zheng, Q. Wang, J. Kwok, Q. Yang, and I. Marsic, "Covariate shift in hilbert space: A solution via surrogate kernels," in *Proceedings of the 30th International Conference on Machine Learning*, 2013, pp. 388–395.
- [32] M. Sugiyama, M. Krauledat, and K.-R. Müller, "Covariate shift adaptation by importance weighted cross validation," *The Journal of Machine Learning Research*, vol. 8, pp. 985–1005, 2007.
- [33] Y. Tsuboi, H. Kashima, S. Hido, S. Bickel, and M. Sugiyama, "Direct density ratio estimation for large-scale covariate shift adaptation," *Information and Media Technologies*, vol. 4, no. 2, pp. 529–546, 2009.
- [34] T. Kanamori, S. Hido, and M. Sugiyama, "A least-squares approach to direct importance estimation," *The Journal of Machine Learning Research*, vol. 10, pp. 1391–1445, 2009.
- [35] M. Yamada, T. Suzuki, T. Kanamori, H. Hachiyama, and M. Sugiyama, "Relative density-ratio estimation for robust distribution comparison," *Neural computation*, vol. 25, no. 5, pp. 1324–1370, 2013.
- [36] C. Cortes, Y. Mansour, and M. Mohri, "Learning bounds for importance weighting," in *Advances in neural information processing systems*, 2010, pp. 442–450.
- [37] M. Yamada, L. Sigal, and M. Raptis, "No bias left behind: Covariate shift adaptation for discriminative 3d pose estimation," in *Computer Vision—ECCV 2012*. Springer, 2012, pp. 674–687.
- [38] B. Cao, X. Ni, J.-T. Sun, G. Wang, and Q. Yang, "Distance metric learning under covariate shift," in *IJCAI Proceedings-International Joint Conference on Artificial Intelligence*, vol. 22, no. 1, 2011, p. 1204.
- [39] S. Bickel, M. Brückner, and T. Scheffer, "Discriminative learning under covariate shift," *The Journal of Machine Learning Research*, vol. 10, pp. 2137–2155, 2009.
- [40] S. J. Reddi, B. Póczos, and A. Smola, "Doubly robust covariate shift correction," 2014.
- [41] H. Daumé III, "Frustratingly easy domain adaptation," *arXiv preprint arXiv:0907.1815*, 2009.
- [42] S. J. Pan, I. W. Tsang, J. T. Kwok, and Q. Yang, "Domain adaptation via transfer component analysis," *Neural Networks, IEEE Transactions on*, vol. 22, no. 2, pp. 199–210, 2011.
- [43] S. Si, D. Tao, and B. Geng, "Bregman divergence-based regularization for transfer subspace learning," *Knowledge and Data Engineering, IEEE Transactions on*, vol. 22, no. 7, pp. 929–942, 2010.
- [44] M. Shao, C. Castillo, Z. Gu, and Y. Fu, "Low-rank transfer subspace learning," in *Data Mining (ICDM), 2012 IEEE 12th International Conference on*. IEEE, 2012, pp. 1104–1109.
- [45] K. Muandet, D. Balduzzi, and B. Schölkopf, "Domain generalization via invariant feature representation," *arXiv preprint arXiv:1301.2115*, 2013.

- [46] B. Fernando, A. Habrard, M. Sebban, and T. Tuytelaars, "Subspace alignment for domain adaptation," *arXiv preprint arXiv:1409.5241*, 2014.
- [47] G. L. Zhang, H. R. Ansari, P. Bradley, G. C. Cawley, T. Hertz, X. Hu, N. Jovic, Y. Kim, O. Kohlbacher, O. Lund *et al.*, "Machine learning competition in immunology—prediction of hla class i binding peptides," *Journal of immunological methods*, vol. 374, no. 1, pp. 1–4, 2011.
- [48] "Second Machine Learning Competition in Immunology," <http://bio.dfci.harvard.edu/DFRMLI/HTML/natural.php>, 2012.
- [49] S. Giguère, A. Drouin, A. Lacoste, M. Marchand, J. Corbeil, and F. Laviolette, "Mhc-np: Predicting peptides naturally processed by the mhc," *Journal of immunological methods*, vol. 400, pp. 30–36, 2013.
- [50] P. Meinicke, M. Tech, B. Morgenstern, and R. Merkl, "Oligo kernels for datamining on biological sequences: a case study on prokaryotic translation initiation sites," *BMC bioinformatics*, vol. 5, no. 1, p. 169, 2004.
- [51] L. Zhang, K. Udaka, H. Mamitsuka, and S. Zhu, "Toward more accurate pan-specific mhc-peptide binding prediction: a review of current methods and tools," *Briefings in bioinformatics*, vol. 13, no. 3, pp. 350–364, 2012.
- [52] G. Cuellar-Partida, F. A. Buske, R. C. McLeay, T. Whittington, W. S. Noble, and T. L. Bailey, "Epigenetic priors for identifying active transcription factor binding sites," *Bioinformatics*, vol. 28, no. 1, pp. 56–62, 2012.
- [53] T. Joachims, "Making large scale svm learning practical," Universität Dortmund, Tech. Rep., 1999.
- [54] B. Schölkopf and C. J. Burges, *Advances in kernel methods: support vector learning*. MIT press, 1999.
- [55] B. Schölkopf, K. Tsuda, and J.-P. Vert, *Kernel methods in computational biology*. MIT press, 2004.
- [56] P. Machanick and T. L. Bailey, "Meme-chip: motif analysis of large dna datasets," *Bioinformatics*, vol. 27, no. 12, pp. 1696–1697, 2011.
- [57] F. A. Buske, M. Bodén, D. C. Bauer, and T. L. Bailey, "Assigning roles to dna regulatory motifs using comparative genomics," *Bioinformatics*, vol. 26, no. 7, pp. 860–866, 2010.
- [58] T. L. Bailey, M. Boden, F. A. Buske, M. Frith, C. E. Grant, L. Clementi, J. Ren, W. W. Li, and W. S. Noble, "Meme suite: tools for motif discovery and searching," *Nucleic acids research*, vol. 37, pp. W202–W208, 2009.
- [59] A. A. Sharov and M. S. Ko, "Exhaustive search for over-represented dna sequence motifs with cisfinder," *DNA research*, vol. 16, no. 5, pp. 261–273, 2009.
- [60] J. Goecks, A. Nekrutenko, J. Taylor, and T. G. Team, "Galaxy: a comprehensive approach for supporting accessible, reproducible, and transparent computational research in the life sciences," *Genome Biol*, vol. 11, no. 8, p. R86, 2010.
- [61] D. Blankenberg, G. V. Kuster, N. Coraor, G. Ananda, R. Lazarus, M. Mangano, A. Nekrutenko, and J. Taylor, "Galaxy: A web-based genome analysis tool for experimentalists," *Current protocols in molecular biology*, pp. 19–10, 2010.
- [62] B. Giardine, C. Riemer, R. C. Hardison, R. Burhans, L. Elnitski, P. Shah, Y. Zhang, D. Blankenberg, I. Albert, J. Taylor, W. C. Miller, W. J. Kent, and A. Nekrutenko, "Galaxy: a platform for interactive large-scale genome analysis," *Genome research*, vol. 15, no. 10, pp. 1451–1455, 2005.

Ritambhara Singh is a 4th year PhD student at University of Virginia. She completed her Bachelors in Computer Engineering from University of Pune, India. She joined the Computer Science Department in July 2012, and has been working on applying machine learning algorithms to novel biological applications. In order to understand the biological data and related tasks, she worked closely with members of Adli Lab in the Department of Biochemistry and Molecular Genetics from 2012 to 2015. Her current research involves developing efficient algorithms for bio-sequence analysis.

Jack Lanchantin is a 2nd year PhD student in the Computer Science Department at University of Virginia. He completed his Bachelors in Computer Engineering from the State University of New York at Binghamton. His research focuses on applying machine learning for biomedical applications.

Gabriel Robins is a Professor in the Department of Computer Science, at the University of Virginia, where he received an NSF Young Investigator Award, a Packard Foundation Fellowship, the SIAM Outstanding Paper Prize, a University Teaching Fellowship, an All-University Outstanding Teaching Award, a Faculty Mentor Award, a two-year early promotion/tenure, the Walter N. Munster Endowed Chair, and the Virginia Engineering Foundation Faculty Appreciation Award. He completed his Ph.D. in Computer Science in 1992 at UCLA, where he received an IBM Fellowship and a Distinguished Teaching Award. Gabe's primary area of research is VLSI CAD, and he co-authored a book on high-performance routing. His additional research interests include algorithms, RFID, bioinformatics, computational geometry, combinatorial optimization, and computational biology.

Yanjun Qi Dr. Yanjun Qi is an assistant professor of University of Virginia, Department of Computer Science since 2013. She was a researcher in the Machine Learning Department at NEC Labs American, Princeton, NJ from July 2008 to August 2013. Her research interests are within machine learning, data mining, and bioinformatics. She obtained her Ph.D. degree from School of Computer Science at Carnegie Mellon University in May 2008 and received her Bachelor degree with high honors from Computer Science Department at Tsinghua University, Beijing. She has served as PCs and reviewers for multiple renowned international conferences/ journals, and has co-chaired the NIPS "Machine Learning for Computational Biology" workshops. Dr. Qi has received CAREER award from NSF and a Best Paper Award at International Conference of BodyNet.