

A Threshold-based Scheme for Reinforcement Learning in Neural Networks

Thomas H. Ward

thomas.holland.ward@gmail.com

Abstract

A generic and scalable Reinforcement Learning scheme for Artificial Neural Networks is presented, providing a general purpose learning machine. By reference to a node threshold three features are described 1) A mechanism for Primary Reinforcement, capable of solving linearly inseparable problems 2) The learning scheme is extended to include a mechanism for Conditioned Reinforcement, capable of forming long term strategy 3) The learning scheme is modified to use a threshold-based deep learning algorithm, providing a robust and biologically inspired alternative to backpropagation. The scheme may be used for supervised as well as unsupervised training regimes.

1 Introduction

This paper proposes that a general purpose learning machine can be achieved by implementing Reinforcement Learning in an Artificial Neural Network (ANN), a method which attempts to emulate the core mechanism of that process is presented.

AI research has characteristically followed a bottom-up approach; focusing on subsystems that address distinct, specialized and unrelated problem domains. In contrast the work presented follows a distinctly top-down approach attempting to model intelligence as a whole system; a causal agent interacting with the environment [6]. The agent is not designed to solve a particular problem, but is instead assigned a reward condition. The reward condition serves as a goal, and in the path a variety of unknown challenges may be present. To solve these problems efficiently the agent requires intelligence.

This top-down approach assumes that the core self organizing mechanisms of learning that exist in natural organisms can be replicated in artificial autonomous agents. These can then be scaled up by endowing the agent with more resources (sensors, neurons & motors). Given sufficient resources and learning opportunities an agent may provide a solution to a problem provided one exists. Also given the generalization properties of ANN's the agent can provide appropriate responses to novel stimuli.

A distinction is made between supervised, unsupervised and reinforcement training regimes. Supervised learning regimes use a (human) trainer to assign desired input-output pattern pairings. Unsupervised training regimes are typically used to cluster a data set into related groups. Reinforcement Learning (RL) may be considered a subtype of unsupervised training; it is sometimes called learning with a critic rather than learning with a teacher as the feedback is evaluative (right or wrong) rather than instructive (where a desired output action is prescribed). Significant RL successes have been achieved in AI notably with the use of Q-learning [2][7].

First a definition of intelligence is required:

The demonstration of beneficial behaviors acquired through learning.

A beneficial action/behavior being one that would result in a positive survival outcome (eg successful feeding, mating, self preservation) for the agent. For the most part our inherent internal reward systems encourage us to perform beneficial behaviors, but this is not always the case (eg substance abuse may be rewarding but not beneficial). The term ‘desirable behavior’ is avoided due to existing usage of the term ‘desired output’ in supervised learning schemes.

Let’s revise our definition, and expectation, of intelligence:

The demonstration of rewarding behaviors acquired through learning.

Rewarding behaviors/actions will be selected for reinforcement (ie learnt) over non rewarding ones. Rewarding behaviors are those that allow the agent to achieve the reward condition, thereby achieving its goal(s) in an acceptably efficient manner (eg elapsed time, steps taken, energy expended). Rewarding behaviors may lead to pleasure, or at least a reduction in pain. Goals are attained by achieving the pre-established reward condition, and thereby satiating active desire(s). Behaviors need not be active they may be passive; inaction may lead to reward and therefore be reinforced.

$$S_t \xrightarrow{a_t} S_{t+1}$$

From initial state s_t if action a_t results in an immediate reward in the subsequent state s_{t+1} , action a_t will be reinforced. If the same (or similar from generalization) input pattern is encountered the learnt action will be performed. This process of learning is termed Primary Reinforcement. Primary reinforcement reward conditions (eg hunger or thirst) typically drive some form of homeostatic, adaptive control function for the agent [5][8].

$$S_t \xrightarrow{a_t} S_{t+1} \xrightarrow{a_{t+1}} S_{t+2}$$

This is in contrast to Secondary/Conditioned Reinforcement where from initial state s_t action a_t does not result in immediate reward in subsequent state s_{t+1} . If later action a_{t+1} does result in a reward in state s_{t+1} , this will reinforce actions a_{t+1} and a_t . The number of actions learnt from start to goal is arbitrary and depends on the relative size of the reward relative to the cost (or pain) in attaining it.

A learning scheme is proposed that enables an embodied neural network agent to autonomously determine and learn desirable behaviors. The agent may be embodied in a real or artificial environment. Artificial environments may be modelled on physical environments or even abstract problem domains. The environment may be any set of input patterns, however there must be a causal relationship between the output (behavior) of the agent and the subsequent input pattern.

This paper presents three features:

1. A Primary Reinforcement learning scheme is achieved by wrapping a (supervised) backpropagation network within an unsupervised framework.

Primary Reinforcement enables ‘desirable’ input-output mappings (behaviors) to be autonomously and continuously learnt; this is of particular benefit when a human supervisor is not available / does not know what the desired output should be, or when the environment, or agent itself, is changeable.

2. The framework is then extended to provide Conditioned (Secondary) Reinforcement.

Conditioned (Secondary) Reinforcement enables an arbitrarily long sequence of chained behaviors to be autonomously learnt, in expectation of a primary reward condition; this provides long term strategy.

3. An algorithm is described, termed Threshold Assignment of Connections (TAC), that replaces backpropagation within the framework, this algorithm can conversely also be used in supervised training schemes.

The Threshold Assignment of Connections algorithm provides a biologically inspired alternative to backpropagation.

The examples that follow are focused mainly on target tracking, however this approach may be applied to a wide range of real and abstract problem spaces. The tasks are small in scale and primarily serve as proof of concept. While learning rate performance has been documented, the scheme has not been performance tuned. The intent of this work is to establish a biologically plausible working model of intelligence that is simple, scalable and generic.

2 Primary Reinforcement

In this section a learning scheme is described that provides Primary Reinforcement learning in an Artificial Neural Network. Weight adjustments using backpropagation[3][9] are traditionally used in supervised learning schemes; that is desired activations (or training sets) are established prior to the learning phase. In this example backpropagation will be used in an unsupervised learning scheme; desired activations will be calculated on-the-fly. This approach, termed **Threshold Assignment of Patterns (TAP)**, relies on a threshold to determine the desired output pattern.

The scheme presented is fundamentally a hedonistic one, learning is based on pleasure/pain drives. Although reward results in reinforcement the scheme is stochastic; punishment results in new candidate behaviors being randomly generated. Sensing utilizes a sensory input pattern and behavior arises from a motor output pattern. Thinking (or processing) is implemented via layers of artificial neurons.

The learning scheme consists of the following components:

- Artificial Neural Network
- Learning Algorithm
- Framework
- Environment

The network architecture is that of a familiar multilayer perceptron (MLP)[3]. An input (sensor) pattern representing the environment, produces activations that feed forward and result in an output (motor) pattern representing a behavior. Weight updates are derived using a standard (supervised) back propagation learning algorithm[3][10].

The framework sits between the network and environment. The framework acts as an interface between network and environment, and is responsible for establishing a reward condition as Primary Reinforcer and determining (desired output) behavior based on that reward condition. The framework, network and learning algorithm constitute the agent.

Simulated environments consist of input patterns and 'physics' rules. The physics rules take the current (t) network output and determine which input pattern is next (t+1) presented to the network. The environment consists of states, and physics rules which define the relationship between states.

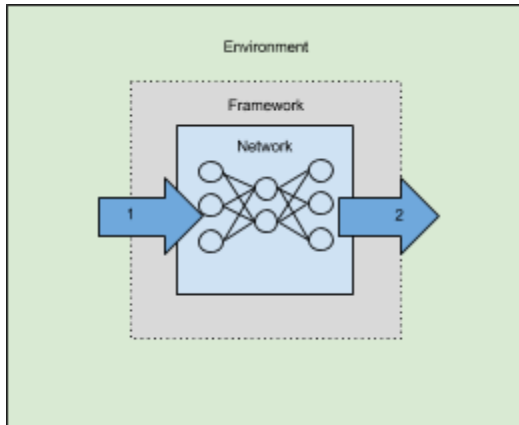


fig1 State 't'

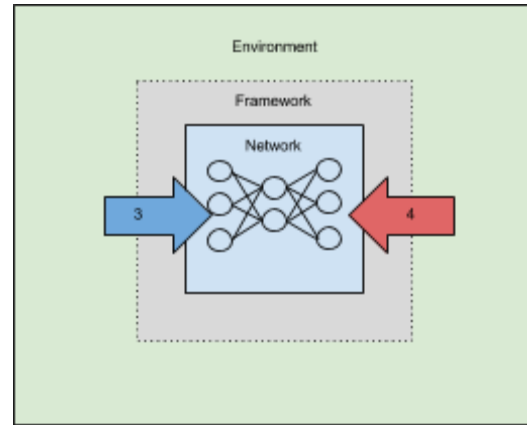


fig2 State 't+1'

Backpropagation requires a set of desirable output patterns to be established. Through learning the desired output patterns will inform the network what the required output node activations are for each input pattern. In this scheme desired output patterns will be dynamically generated on-the-fly. But how can the agent determine potentially complex desired output patterns from a simple yes/no reward condition? The agent will decide by trial and error, it does so by the following process (Box 1):

Processing steps

1. Input pattern for state 't' is presented and forward propagated through the network (Box 2). Node output activation may be in the range 0-1 (Box 3). A threshold value of 0.5 is assigned to each node in output layer.
2. Agent's behavior, based on whether output layer activations have exceeded threshold values (fig 3), determines subsequent input pattern 't+1'.
3. Framework determines 'reward' value based on 't+1' input pattern.
4. Weight changes are made:
 - a. Desired 't' activations at the output layer are calculated:
 - i. If reward condition then the desired 't' activation for that node is set to maximal value (1.0) for those that were above threshold, and set to minimal value (0.0) for those that were below threshold.
 - ii. If no reward then the desired 't' activation for all nodes are random moderate values [0.45..0.55].
 - b. Weight changes for state 't' are made according to error values which are back propagated through the network (Box 4).

Box 1 Threshold Assignment of Patterns processing steps

Desired activation values are set depending on whether a reward or punishment occurred after the output response. Thresholds for neuron activation are widely found in animals, where sufficient 'excitation' is required to result in an electrical action potential that can be signalled to other neurons [11]. If a reward condition occurred all actual activations above threshold (eg fig 4 node 1) will be reinforced by setting the corresponding desired activation to 1.0 and all activations below threshold (eg fig 4 node 2) will be reinforced by setting the corresponding desired activation to 0.0. If a punishment condition occurred all actual activations, above or below threshold, will be weakened by setting desired activations to near threshold values.

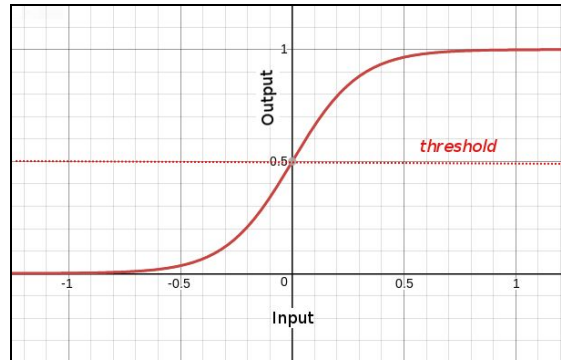


fig3 Logistic Activation Function with threshold

Input activation for unit u.

$$netinput_u = \sum_i weight_{ui} a_i$$

Box 2 Input activation

Output activation for unit u.

$$a_u = \frac{1}{1 + e^{-netinput_u}}$$

Box 3 Logistic Activation Function

1) Derive delta error value for an output layer node u, by finding difference between desired activation (d_u) and actual activation (a_u).

$$delta_u = (d_u - a_u) a_u (1 - a_u)$$

2) Derive weight change for connection between a hidden unit h and an output unit u, using learning rate.

$$\Delta weight_{uh} = lrate \delta_u a_h$$

3) Derive delta error value for a hidden unit h, using weighted sum of all units in output layer .

$$\Delta a_h = a_h (1 - a_h) \sum_u \Delta a_u \text{weight}_{uh}$$

4) Derive weight change for connection between an input unit i and a hidden unit h , using learning rate.

$$\Delta \text{weight}_{hi} = \text{lr} \Delta a_h a_i$$

Box 4 Backpropagation weight update

In this way randomized desired out patterns will generate a new candidate behavior on the next presentation of that same (or similar) stimulus. In effect the response has been established before it is first manifested, and this rewarding response will be reinforced on future presentations. Conversely non-rewarding behaviors will be destroyed in favour of a new candidate behavior. Akin to natural selection, only rewarding behaviors will survive.

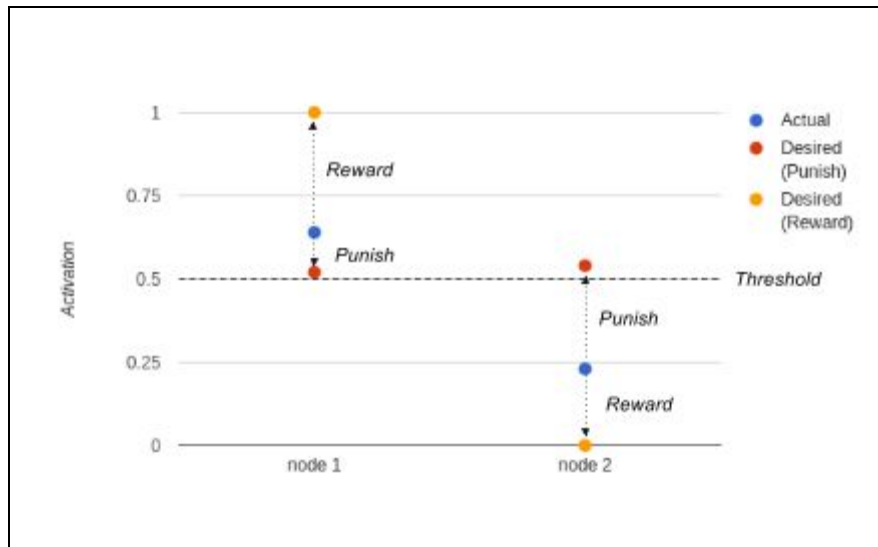


fig4 Desired activation : Punishment vs Reward

A mapping is formed from an input pattern stimuli to an output pattern motor response, dependent on the reward condition that follows. No distinction is made between learning and testing phase; that is the agent in a continual process of learning and evaluation. A behavior is deemed to have been learnt when all output node activations are mature (eg above 0.9 or less than 0.1) for a given input pattern and results in a reward.

2.1 Example: Target tracking (part I)

2.1.1 Problem description

In this example the agent must autonomously learn how to track a target (fig 5).

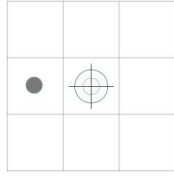


fig5 Target tracking example start state

- The target may appear in any one of nine cells of a grid (3x3). The agent is required to focus on the target, by moving it to the centre cell.
- The network is rewarded only if it moves the target to it's centremost cell. Once the target is moved to the centremost cell it is moved to a new starting position on the grid.
- The agent has no prior knowledge. It does not initially know it will be rewarded by relocating the target until it does so.
- The agent may only move the target 1 step (ie to an adjacent cell) in each iteration.
- To increase the task difficulty the agent may not move the target diagonally in one movement, two steps are required.

2.1.2 Network configuration

A network was created (table 1)(fig 6):

Input layer	9 input nodes; the centre node is designated as a special 'reward' node
Hidden layer	12 hidden nodes
Output layer	4 motor nodes
Notes	Each layer fully connected to the next via weights. Weights initially randomised. Each hidden and output nodes assigned an exclusive bias unit. Learning rate = 1.0

Table 1 Target tracking network configuration

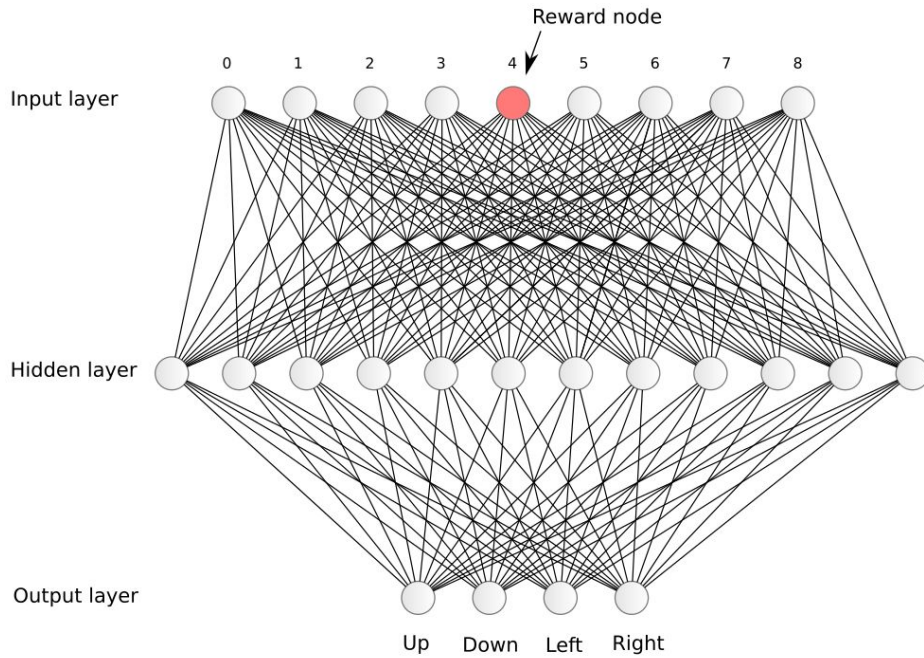


fig6 Target tracking network topology

The nine input nodes are mapped to each cell in the grid (fig7):

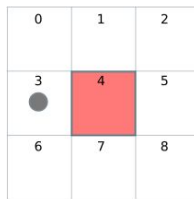


fig7 Target tracking input mapping

The network has four output nodes, representing output motors (Up, Down, Left, Right). Depending on the output the agent is able to move the target within the grid. In order for the agent to move the target in any given direction there must be only one output node activation above threshold (> 0.5), otherwise the target will remain stationary. Therefore there is only a 1-in-16 chance (2^4) the agent will move in the correct direction by chance.

The framework establishes the reward condition by assigning one the input nodes as a special 'reward node'. The framework consists of some rules to calculate previous (t) desired output patterns based on the current ($t+1$) input pattern which contains the reward value. A reward indicator value of 1 is set if the network it to be rewarded, and zero if it is to be punished. A reward occurs if the target is moved to the centre cell (fig 8):

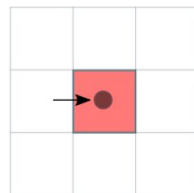


fig8 Target tracking reward condition

The behavior, or output response of the network, will causally influence the subsequent input pattern. Reward feedback will be given to the network, thereby informing whether the output was ‘correct’. The output patterns are not predetermined. The network is presented a pattern and produces a response behavior. If the behavior was rewarding then a stronger version of the actual output is assigned as the desired output pattern. If the behavior was not rewarding a random pattern is set as the desired output pattern. A threshold is required at the output layer to make this decision.

2.1.3 Results

Initially the agent moves the target randomly. Activations tend to be weak (eg 0.4 - 0.6) across all output nodes. When rewarding behaviors are discovered these are further reinforced and the output matures (eg < 0.1 , > 0.9).

With sufficient exposure the network learns the optimal behavior to achieve a reward; consistently moving one step left/right/up/down towards the food reward from starting locations (cells 1,3,5,7) (table 2). If the target is placed directly on the centre cell it will remain stationary.

Scheme	# pattern presentations
Threshold Assignment of Patterns (Unsupervised backpropagation)	116816

Table 2 Target tracking results

However, the agent is unable to learn how to move the target when placed in corners (cells 0,2,6,8). The physics rules prevent the agent from moving the target diagonally in one step, instead two steps are required. Whilst the agent was able to solve this ‘1-step’ solution in 116816 presentations, it spent much of it’s time ‘stuck’ in corner cells. The agent can only reinforce behaviors where there is an immediate reward in the subsequent input pattern. The network is unable to solve the ‘temporal credit assignment’ problem. In order to learn two or more consecutive behaviors secondary (conditioned) reinforcement is required (fig 9).

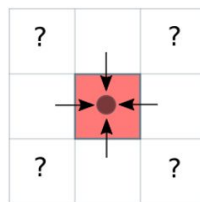


fig9 Primary Reinforcement partial solution for target tracking task

Note; In this example the reward condition was facilitated by assigning an existing input layer node as the ‘Reward Node’. However, the reward condition could be evaluated against a combination of existing input layer nodes, a separate input layer node(s), or even no node at all (see XOR example below).

2.2 Example: XOR

2.2.1 Problem description

The agent will be required to solve the XOR problem (table 3) in order to test the network's ability to map non linear

transformations that require multiple layers of neurons. This test will also provide a performance comparison between unsupervised reinforcement learning and the supervised regime.

(input) A	(input) B	(output) XOR
0	0	0
0	1	1
1	0	1
1	1	0

Table 3 XOR task

Any input pattern can be considered an environment, and any output pattern a behavior. Thus any set of mappings can be learnt as they would under a conventional supervised learning regime. In contrast to the previous experiment, the network will now receive controlled exposure to all input patterns in turn. The behavior, or output response of the network will not influence the subsequent input pattern. However, reward feedback will be given to the network thereby informing whether the output was correct according to the desired pattern in the supervised training set. This tightly controlled presentation of input patterns is termed ‘guided’.

For clarity, and to allow for a close comparison with the supervised backpropagation training regime, no explicit reward node will be established in the network topology. The framework is still responsible for setting the reward condition. To allow exposure to all the input patterns they will be cycled through in sequence. The framework will evaluate the output and decide whether it should be reinforced or not.

2.2.2 Network configuration

A network was created (table 4)(fig 10):

Input layer	2 input nodes
Hidden layer	3 hidden nodes
Output layer	1 output node
Notes	Each layer fully connected to the next via weights. Weights initially randomised. Each hidden and output nodes assigned an exclusive bias unit. Learning rate = 1.0

Table 4 XOR network configuration

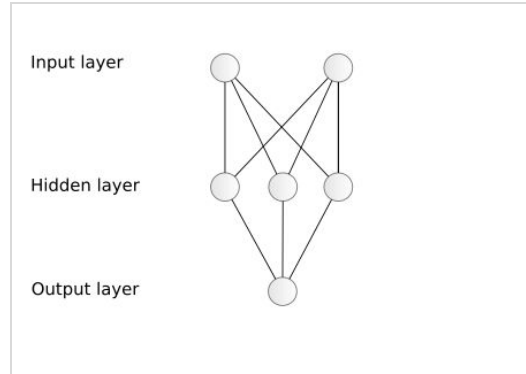


fig10 XOR network topology

2.2.3 Results

Scheme	# pattern presentations
Supervised backpropagation	2182
Threshold Assignment of Patterns (unsupervised backpropagation)	7550

Table 5 XOR results

The Threshold Assignment of Patterns (unsupervised backpropagation) regime required significantly more pattern presentations to learn the XOR solution than the supervised regime (table 5). Both were using the same set of initial weights and learning parameters (learning rate etc). Both are using the same backpropagation algorithm to perform weight updates. The difference in performance can be attributed to the manner in which desired output patterns are provided. In the supervised scheme the desired patterns are known *a priori*, in the unsupervised (guided) learning regime these must be discovered by the network through trial and error. This performance gap would be expected to widen as the number of nodes in the output layer grows and with it the number of candidate combinations.

2.3 Summary

Unsupervised Primary Reinforcement can be achieved, with reference to a threshold, by dynamically generating desired output activations and feeding these into a supervised learning algorithm. These experiments demonstrate the network's ability to learn and map arbitrary sets of patterns by reward, thereby producing behaviors that allow it to reach it's goal in an efficient manner. Primary Reinforcement may solve problems that are that are linearly inseparable. It is capable of training weights deep within the network, thereby capable of forming complex abstract representations.

The input patterns can be presented in any order. It can be exposed to all potential input patterns found in the environment. However, in order for the network to identify which output patterns (or behaviors) were correct, the network must be presented with subsequent reward feedback. The unsupervised Reinforcement Learning regime requires more iterations to learn compared to the supervised regime. The principal reason being that the unsupervised must discover the 'correct' solution through trial and error. And even when agent does not receive reinforcement, the new random candidate behavior may be a repeat of a prior incorrect one.

The unsupervised Reinforcement Learning regime is limited to a binary maximal off/on (0 or 1) activation on each node. Conversely the supervised regime may set desired activations of any value (0..1).

The unsupervised Reinforcement Learning regime is capable of finding solutions and adapting to change without the aid of a trainer. Alternate behaviors will be adopted in the face of unforeseen environmental hazards, or if the agent suffers damage. Additional sensors and motors can be added to the agent without requiring a trainer.

Primary Reinforcement may only learn a single behavior sequence, therefore it is not suitable for acquiring long term strategy. Problems requiring long term strategy must use Secondary/Conditioned Reinforcement.

3 Secondary/Conditioned Reinforcement

Primary reinforcement provides a generic method of autonomously establishing beneficial output responses. But it has a significant limitation; it can only provide a one step mapping from start state(s) to goal. A more useful feature is the ability to establish a series of behavior steps leading from start state(s) to a goal. This is the benefit provided by Conditioned Reinforcement. The term 'Conditioned' Reinforcement is preferred over that of 'Secondary' Reinforcement, since the latter may imply chained behaviors only 2 steps deep. In fact the number of chained behaviors can be arbitrarily deep, depending on the strength and decay of the reward. This approach, termed **Threshold Assignment of Rewards (TAR)**, relies on building an association between a rewarding stimulus and an internal proxy reward.

In Primary Reinforcement a mapping is established between an input pattern stimuli to an output pattern motor response. In Secondary Reinforcement a mapping is established between an input pattern stimuli to an output pattern motor response AND a reward node. With sufficient reinforcement the response activation on the reward node matures; the reward node is now available as a proxy reward condition (secondary/conditioned reinforcer) for a given input pattern. In turn this conditioned reinforcer can help to create further conditioned reinforcers, that are activated only in response to a recognized input pattern stimuli.

The first conditioned response to be learnt will be closest to the primary reinforcer. Thereafter a chain of conditioned reinforcers can be established, a series of 'breadcrumbs' that lead ultimately to the goal. Using this mechanism planned or goal oriented tasks can be solved.

This approach is intended to overcome the temporal 'hill climbing' limitation outlined in the previous example. It is based on the a similar architecture and learning rule as before but with one important addition: **a special reward node is added to the output layer**. Unlike other nodes in the output layer the special reward node is not a motor neuron. Once this becomes mature it behaves like an input reward node; deciding which behaviors should be learnt. Behaviors leading to a distant reward can be chained together. Essentially mapping are now formed between input patterns and rewards, rather than just input patterns and motor nodes (Box 5).

Processing steps

Differences to the Primary Reinforcement process described previously are highlighted in bold.

1. Input pattern for state 't' is presented and forward propagated through the network (Box 2). Node output activation may be in the range 0-1 (Box 3). A threshold value of 0.5 is assigned to each node in output layer.
2. Agent's behavior, based on whether output layer activations have exceeded threshold values (fig 3), determines subsequent input pattern 't+1'.

3. Framework determines 'reward' value based on 't+1' input pattern 't+1' **and on activation of special output reward node (eg > 0.8)**.
4. Weight changes are made:
 - a. Desired 't' activations at the output layer are calculated:
 - i. If reward condition then the desired 't' activation for that node is set to maximal value (1.0) for those that were above threshold, and set to minimal value (0.0) for those that were below threshold. **Set the desired activation for the special output reward node to 95% of reward value.**
 - ii. If no reward then the desired 't' activation for all nodes are random moderate values [0.45..0.55]. **Set the desired activation for the special output reward node to minimal value (0.0).**
 - b. Weight changes for state 't' are made according to error values which are back propagated through the network (Box 4).

Note: To achieve this both the current and previous activations must be stored. Weight changes are derived using back propagation on previous activations.

Box 5 Threshold Assignment of Rewards processing steps

3.1 Example: Target tracking (part II)

The same problem as described in section [3.1.1](#) is revisited. In this example the agent is equipped with the resources required to facilitate Secondary (Conditioned) Reinforcement.

3.1.1 Problem description

In this example the agent must autonomously learn how to track a target (fig 11).

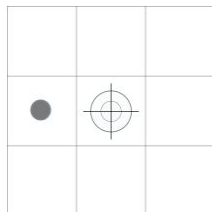


fig11 Target tracking example start state

- The target may appear in any one of nine cells of a grid (3x3). The agent is required to focus on the target, by moving it to the centre cell.
- The network is rewarded only if it moves the target to it's centremost cell. Once the target is moved to the centremost cell it is moved to a new starting position on the grid.
- The agent has no prior knowledge. It does not initially know it will be rewarded by relocating the target until it does so.

- The agent may only move the target 1 step (ie to an adjacent cell) in each iteration.
- To increase the task difficulty the agent may not move the target diagonally in one movement, two steps are required.

3.1.2 Network configuration

A network was created (table 6)(fig 12):

Input layer	9 input nodes; the centre node is designated as a special 'reward' node
Hidden layer	12 hidden nodes
Output layer	4 motor nodes + 1 reward node
Notes	Each layer fully connected to the next via weights. Weights initially randomised. Each hidden and output nodes assigned an exclusive bias unit. Learning rate = 1.0

Table 6 Target tracking network configuration

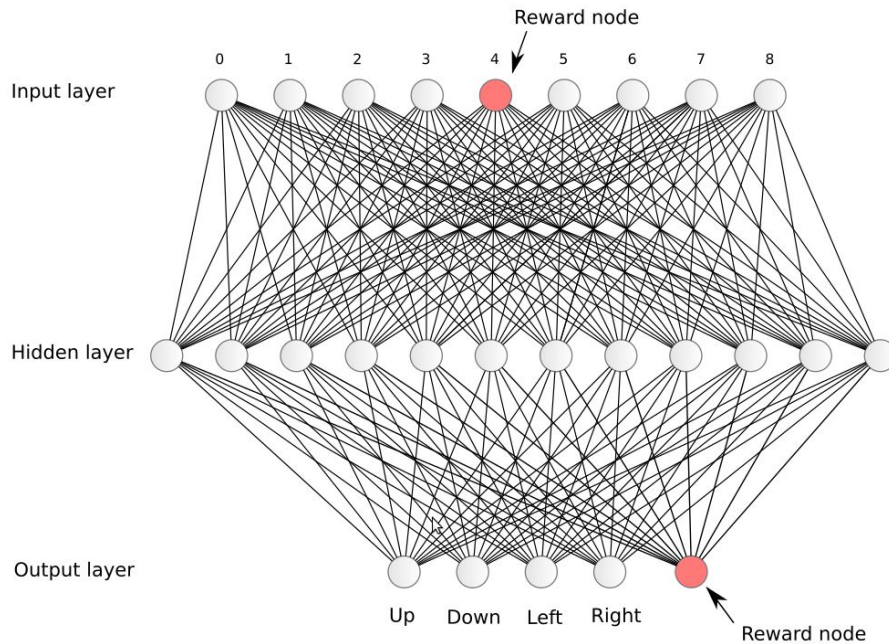


fig12

The nine input nodes are mapped to each cell in the grid (fig 13):

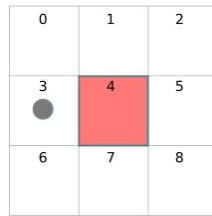


fig13 Target tracking input mapping

The network has four output nodes, representing output motors (Up, Down, Left, Right). Depending on the output the agent is able to move the target within the grid. In order for the agent to move the target in any given direction there must be only one output node activation above threshold (> 0.5), otherwise the target will remain stationary. Therefore there is only a 1-in-16 chance (2^4) the agent will move in the correct direction by chance.

The framework establishes the reward condition by assigning one the input nodes as a special ‘reward node’. The framework consists of some rules to calculate previous (t) desired output patterns based on the current ($t+1$) input pattern which contains the reward value. A reward indicator value of 1 is set if the network it to be rewarded, and zero if it is to be punished. A reward occurs if the target is moved to the centre cell (fig 14):

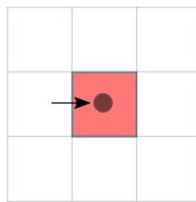


fig14 Target tracking reward condition

The network is also assigned an additional special reward node in the output layer. A reward also occurs if the activation of this output reward node is above a given criteria (eg 0.8), which indicates it has been previously reinforced. If the subsequent input reward node or subsequent output reward node is activated, connections to the output reward node and motor output nodes will be reinforced.

Note; In this example a discrete special reward node was added to the output layer. It is possible to have no dedicated reward node at output layer, instead it possible to test if activations of all motor neurons are high (and have therefore matured). Consequently activations, connections and therefore the strength of memories will be proportional to the reward.

3.1.3 Results

Initially the agent moves the target randomly. Activations tend to be weak (eg 0.4 - 0.6) across all output nodes. When rewarding behaviors are discovered these are further reinforced and the output matures (eg < 0.1 , > 0.9).

Scheme	# pattern presentations
Threshold Assignment of Reward (Unsupervised backpropagation)	110324

Table 7 Target tracking results

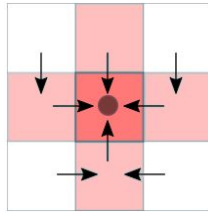


fig15 Conditioned Reinforcement full solution for target tracking task

The agent is able to learn how to move the target when placed in corners (cells 0,2,6,8) (table 7). The agent has effectively established proxy rewards in intermediate locations (cells 1,3,5,7) allowing chained sequences of behaviors to be learned (fig 15). The chaining of sequences of behaviors enables long term strategy to be acquired, this is demonstrated more substantially in the following maze navigation problem.

3.2 Example: Maze navigation

3.2.1 Problem description

In this example the agent must autonomously learn how to navigate a target through a maze (fig 16).

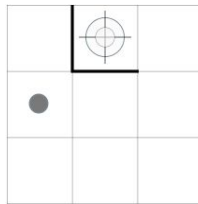


fig16 Maze task start state

- The target may appear in any one of nine cells of a grid (3x3). The agent is required to focus on the target, by moving it the top centre cell.
- Once the target is moved to the target cell (cell 1) it is moved back to it's original starting position on the grid (cell 3).
- The agent has no prior knowledge. It does not know that food will lead to a reward until it happens.
- The agent may only move the target 1 step (ie to an adjacent cell) in each iteration.
- To increase the task difficulty the agent may not move the target diagonally in one movement, two steps are required.
- To further increase task difficulty there is an invisible barrier between the start state and the goal. The agent must learn to navigate around the barrier.

3.2.2 Network configuration

A network was created (table 8) (fig 17):

Input layer	9 input nodes; the centre node is designated as a special 'reward' node
Hidden layer	12 hidden nodes
Output layer	4 motor nodes + 1 reward node
Notes	Each layer fully connected to the next via weights. Weights initially randomised. Each hidden and output nodes assigned an exclusive bias unit. Learning rate = 1.0

Table 8 Maze task network configuration

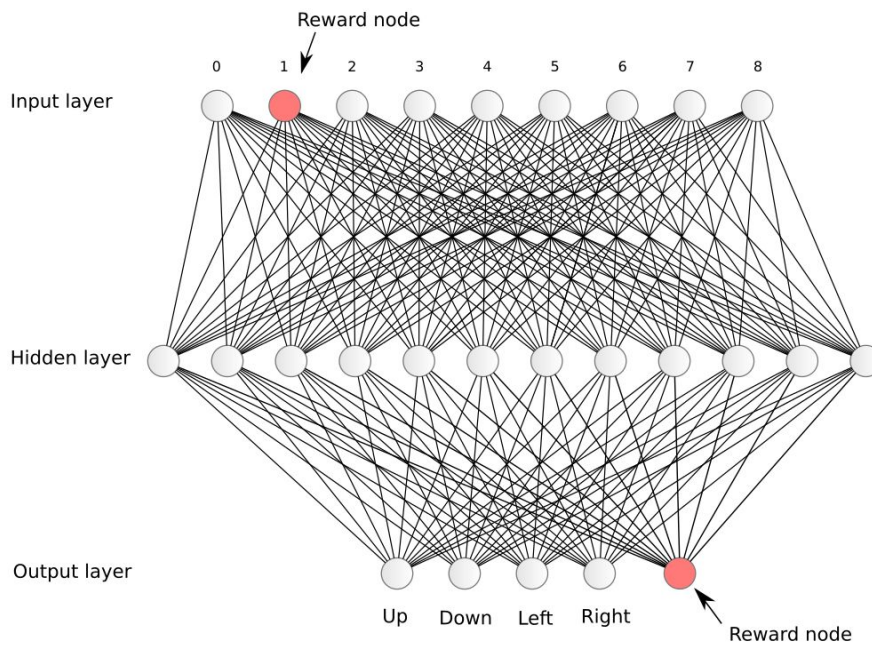


fig17 Maze task network topology

The nine input nodes are mapped to each cell in the grid (fig 18):

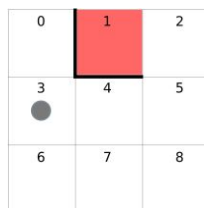


fig18 Maze task input mapping

The network has four output nodes, representing output motors (Up, Down, Left, Right). Depending on the output the agent is able to move the target within the grid. In order for the agent to move the target in any given direction there must be only one output node activation above threshold (> 0.5), otherwise the target will remain stationary. Therefore there is only a 1-in-16 chance (2^4) the agent will move in the correct direction by chance.

The framework establishes the reward condition by assigning one the input nodes as a special 'reward node'. The framework consists of some rules to calculate previous (t) desired output patterns based on the current (t+1) input pattern which contains the reward value. A reward indicator value of 1 is set if the network is to be rewarded, and zero if it is to be punished. A reward occurs if the target is moved to the top centre cell (cell 1).

The network is also assigned an additional special reward node in the output layer. A reward also occurs if the activation of this output reward node is above a given criteria (eg 0.8), which indicates it has been previously reinforced. Connections to the output reward node will be reinforced in the same manner as motor output nodes if the subsequent input reward node or subsequent output reward node is activated.

3.2.3 Results

Initially the network moves randomly through the environment. In time the agent is able to learn how to move the target around corners. The physics rules prevent the agent from moving the target diagonally in one step, instead two steps are required. The agent can only reinforce behaviors where there is an immediate reward in the next input pattern. The agent has effectively established proxy rewards in intermediate locations (cells 2,5,4) allowing chained sequences of behaviors to be learned (fig 19-22).

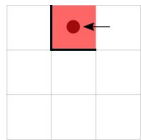


fig19 Agent encounters the Primary Reinforcer and learns first behavior.

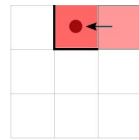


fig20 Agent establishes first Conditioned Reinforcer.

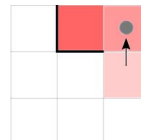


fig21 Agent establishes a subsequent Conditioned Reinforcer by reference to the the initial Conditioned Reinforcer.

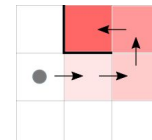


fig22 Agent establishes a series of Conditioned Reinforcers from goal to starting position.

With sufficient exposure the network learns the optimal behavior to achieve a reward; consistently moving one step left/right/up/down towards the goal from the starting location (cell 3).

The chaining of sequences of behaviors enables long term strategy to be acquired (table 9).

Scheme	# pattern presentations
Threshold Assignment of Reward (Unsupervised backpropagation)	80184

Table 9 Target tracking results

Learning rates can be improved by shaping [9], that is initially placing the agent closer to the reward and once learnt the distance may be increased.

3.3 Summary

A considerable challenge facing Reinforcement Learning schemes is that rewards can be very temporally delayed. Secondary/Conditioned Reinforcement provides an effective solution to this ‘Temporal’ Credit Assignment Problem. The reward condition was facilitated by adding single reward node to the output layer in addition to evaluating the reward at the input layer. The output reward desired activation experiences ‘decay’ as it becomes temporally distant (number of iterations) from the target input reward. It is necessary to enforce decay on the output reward node in order to prevent the agent from becoming infinitely rewarded on a proxy reward that has been established. If the agent becomes fixated on a proxy reward it will become ‘stuck’, repeating the previous behavior. It is also possible to achieve this effect without an explicit motivator node in output layer. Since only strong (output) behaviors are those which have been reinforced, a test can be made against the strength of the entire output pattern rather than a specific node.

When using a single node representation for the (mapped) output layer reward node and enforcing decay, a diminishing desired activation is set for that node. The node is interpreted in an analogue (continuous) fashion. An alternative representation would be to introduce a discrete output reward node for each time step away from the input node reward.

4 Threshold Assignment of Connections

So far backpropagation, an algorithm intended for supervised learning, has been housed within an unsupervised framework; desired output patterns have been presented by a framework acting as a surrogate supervisor. Using the same framework as described in earlier sections, the backpropagation learning algorithm was replaced with an alternative algorithm, termed **Threshold Assignment of Connections (TAC)**. This approach relies on a threshold to determine direct ‘on-node’ delta values that can be used to calculate weight updates, rather than backpropagating them (Box 6).

Processing steps

Differences to the Conditioned Reinforcement process described previously are highlighted in bold.

1. Input pattern for state ‘t’ is presented and forward propagated through the network (Box 2). Node output activation may be in the range 0-1 (Box 3). A threshold value of 0.5 is assigned **to all nodes in every layer.**
2. Agent’s behavior, based on whether output layer activations have exceeded threshold values (fig 3), determines subsequent input pattern ‘t+1’.
3. Framework determines ‘reward’ value based on ‘t+1’ input pattern ‘t+1’ **and on activation of special output reward node (eg > 0.8)**.
4. Weight changes are made:

- a. Desired 't' activations **on every node** are calculated:
 - i. If reward condition then the desired 't' activation for that node is set to maximal value (1.0) for those that were above threshold, and set to minimal value (0.0) for those that were below threshold. **Set the desired activation for the special output reward node to 95% of reward value.**
 - ii. If no reward then the desired 't' activation for all nodes are random moderate values [0.45..0.55]. **Set the desired activation for the special output reward node to minimal value (0.0).**
- b. **Weight changes for state 't' are made for all connections to each node in situ according to error values (Box 7); these are not back propagated.**

Note: To achieve this both the current and previous activations must be stored.

Box 6 Threshold Assignment of Connections processing steps

1) Calculate desired activation for unit u based on reward r and threshold t.

$$(r > 0 \Rightarrow (a_u > t \Rightarrow d_u = 1) \wedge (-a_u > t \Rightarrow d_u = 0)) \wedge (-r > 0 \Rightarrow d_u \sim U[0.45, 0.55])$$

2) Derive delta error value for node u, by finding difference between desired activation (d_u) and actual activation (a_u).

$$\text{delta}_u = (d_u - a_u) a_u (1 - a_u)$$

3) Derive weight change for connection between unit h and unit u, using learning rate.

$$\Delta \text{weight}_{uh} = \text{lrate} \text{delta}_u a_h$$

Box 7 Threshold Assignment of Connections weight change

4.1 Example: Maze navigation

The same problem as described in section [3.2.2](#) is revisited. In this example the agent is equipped with the TAC algorithm rather than backpropagation.

4.1.1 Problem description

In this example the agent must autonomously learn how to navigate a target through a maze (fig 23).

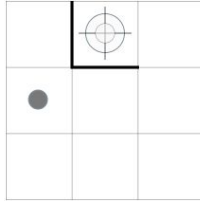


fig23 Maze task start state

- The target may appear in any one of nine cells of a grid (3x3). The agent is required to focus on the target, by moving it the top centre cell.
- Once the target is moved to the target cell (cell 1) it is moved back to it's original starting position on the grid (cell 3).
- The agent has no prior knowledge. It does not know that food will lead to a reward until it happens.
- The agent may only move the target 1 step (ie to an adjacent cell) in each iteration.
- To increase the task difficulty the agent may not move the target diagonally in one movement, two steps are required.
- To further increase task difficulty there is an invisible barrier between the start state and goal. The agent must learn to navigate around the barrier.

4.1.2 Network configuration

A network was created (table 10)(fig 23):

Input layer	9 input nodes; the centre node is designated as a special 'reward' node
Hidden layer	12 hidden nodes
Output layer	4 motor nodes + 1 reward node
Notes	Each layer fully connected to the next via weights. Weights initially randomised. Each hidden and output nodes assigned an exclusive bias unit. Learning rate = 1.0

Table 10 Maze task network configuration

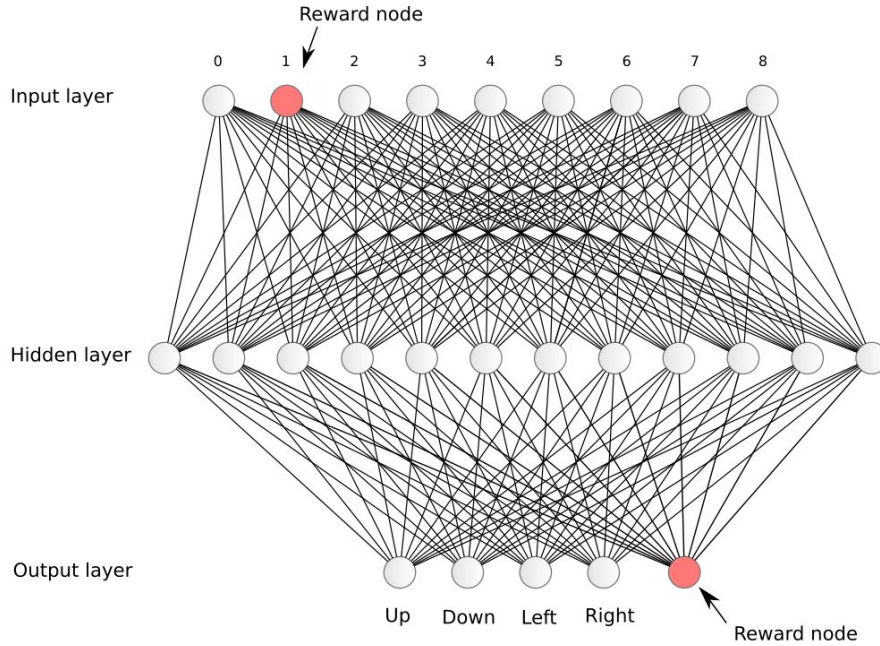


fig24 Maze task network topology

The nine input nodes are mapped to each cell in the grid (fig 25):

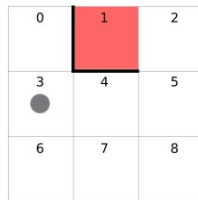


fig25 Maze task input mapping

The network has four output nodes, representing output motors (Up, Down, Left, Right). Depending on the output the agent is able to move the target within the grid. In order for the agent to move the target in any given direction there must be only one output node activation above threshold (> 0.5), otherwise the target will remain stationary. Therefore there is only a 1-in-16 chance (2^4) the agent will move in the correct direction by chance.

The framework establishes the reward condition by assigning one the input nodes as a special 'reward node'. The framework consists of some rules to calculate previous (t) desired output patterns based on the current ($t+1$) input pattern which contains the reward value. A reward indicator value of 1 is set if the network it to be rewarded, and zero if it is to be punished. A reward occurs if the target is moved to the top centre cell (cell 1).

The network is also assigned an additional special reward node in the output layer. A reward also occurs if the activation of this output reward node is above a given criteria (eg 0.8), which indicates it has been previously reinforced. If the subsequent input reward node or subsequent output reward node is activated, connections to the output reward node and motor output nodes will be reinforced.

4.1.3 Results

Initially the network moves randomly through the environment. In time the agent is able to learn how to move around corners to the goal. The physics rules prevent the agent from moving the target diagonally in one step, instead two steps are required. The agent can only reinforce behaviors where there is an immediate reward in the next input pattern. The agent has effectively established proxy rewards in intermediate locations (cells 2,5,4) allowing chained sequences of behaviors to be learned (fig 26-29).

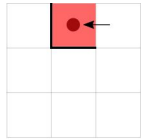


fig26 Agent encounters the Primary Reinforcer and learns first behavior.

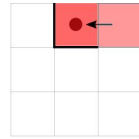


fig27 Agent establishes first Conditioned Reinforcer.

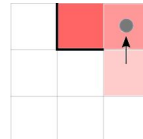


fig28 Agent establishes a subsequent Conditioned Reinforcer by reference to the initial Conditioned Reinforcer.

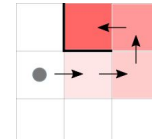


fig29 Agent establishes a series of Conditioned Reinforcers from goal to starting position.

With sufficient exposure the network learns the optimal behavior to achieve a reward; consistently moving one step left/right/up/down towards the food reward from the starting location (cell 3).

The chaining of sequences of behaviors enables long term strategy to be acquired (table 11).

Scheme	# pattern presentations
Threshold Assignment of Reward (Unsupervised backpropagation)	80184
Threshold Assignment of Connections (Unsupervised)	18212

Table 11 Maze task tracking results

Learning rates can be improved by shaping [9], that is initially placing the agent closer to the reward and once learnt increasing the distance.

4.2 Example: XOR

The same problem as described in section 3.1.2 is revisited. In this example the agent is equipped with the TAC algorithm rather than backpropagation.

4.2.1 Problem description

The agent will be required to solve the XOR problem (table 12) in order to test the network's ability to map non linear transformations that require multiple layers of neurons. This test will will also provide a performance comparison between unsupervised reinforcement learning and the supervised regime.

(input) A	(input) B	(output) XOR
0	0	0
0	1	1
1	0	1
1	1	0

Table 12 XOR task

The behavior, or output response of the network will not influence the subsequent input pattern. However, reward feedback will be given to the network thereby informing whether the output was correct. Once again the output patterns are not predetermined. This tightly controlled presentation of input patterns is termed 'guided'. The physics rules are modified in order to guide the agent.

4.2.2 Network configuration

A network was created (table 13) (fig 30):

Input layer	2 input nodes
Hidden layer	3 hidden nodes
Output layer	1 output node
Notes	Each layer fully connected to the next via weights. Weights initially randomised. Each hidden and output nodes assigned an exclusive bias unit. Learning rate = 1.0

Table 13 XOR Network configuration

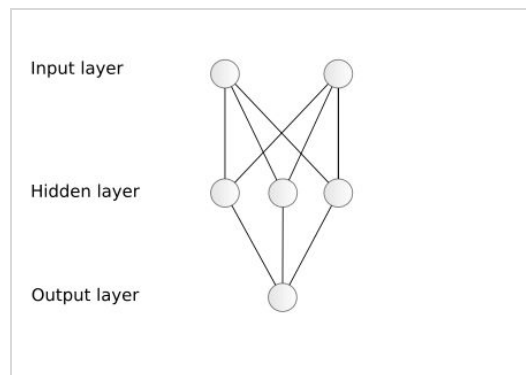


fig30 XOR topology

4.2.3 Results

Scheme	# pattern presentations
Supervised backpropagation	2182
Threshold Assignment of Connections (unsupervised)	311

Table 14 XOR results

The Threshold Assignment of Connections (unsupervised) scheme required significantly less pattern presentations to learn the XOR solution than the supervised regime (table 14). Both were using the same set of initial weights and learning parameters (learning rate etc). Despite the fact that in the supervised scheme the desired patterns are known *a priori*, while in the unsupervised (guided) learning regime these must be discovered by the network through trial and error. However this performance gap would be expected to lessen as the number of nodes in the output layer grows, increasing dimensionality and with it the number of candidate combinations.

4.3 Summary

These experiments demonstrate TAC may solve linearly inseparable problems that are normally reserved for supervised training regimes. It is capable of training weights deep within the network, thereby capable of forming complex abstract representations. TAC can also solve problems that require long term strategy, when applied in conjunction with Secondary (Conditioned) Reinforcement. Once TAC has replaced backpropagation, the framework is no longer required to act as a surrogate supervisor

5 Discussion

The present scheme requires the network to learn appropriate mappings based on the temporal ordering of events; these mappings are contingent on subsequent reward conditions. Learning is based on cause and effect. The scheme does not require an array of prior network states (other than t-1 activations). The present scheme does not require an array of environment states, hence is 'model-free'. The present scheme is nondeterministic; alternate behaviours may be used to attain a reward. While Q learning with neural networks have been used principally to determine policy rather than action[1][7], in the present scheme they are integrated. In the present scheme there is no distinction between actor and critic. The presented scheme can be easily scaled, and does not compromise biological plausibility in the process. In contrast to some other ANN predictors of time series events (eg Elman networks[13], LSTM[12]) the present solution does not rely on recurrency. While the examples presented are based on feedforward architectures the present scheme is not mutually exclusive with recurrency. Indeed it is envisaged recurrency could be used to augment the presented scheme, providing information of prior state.


The merits of the present scheme can be evaluated in terms of Machine Learning Applications as well as the broader Cognitive Science implications (eg biological, psychological, philosophical).

5.1 Applications

5.1.1 Primary Reinforcement

One of the key advantages of Primary Reinforcement over supervised learning schemes is that the agent is able to autonomously discover solutions (behaviors) to problems, of use when a human may be unable to provide training data. Another benefit of Primary Reinforcement is that learning is dynamic and continuous, there is no distinction

between training and classification phases. This is useful when the agent encounters novel stimuli, or when a once useful response is no longer so.



'Rags the robot' learns how to track objects with a vision sensor. The robot has an onboard Arduino microcontroller and is wirelessly controlled by desktop computer.

fig31 'Rags the robot'

The learning scheme can be readily applied to robotics. As proof of concept an agent was created to remotely control 'Rags the robot'; a mobile Arduino based device (fig 31). The task was to target an object, in this case a red frisbee. For this purpose Rags was equipped with a vision sensor (PixyCam), and was capable of rotating via a pair of wheels. The agent begins each learning session with randomised network weights. Similar to the previous targeting tasks, the robot initially moves randomly, rotating passed the target. Typically within a couple of minutes (particularly sensitive on lighting conditions) the robot successfully comes to a resting state aiming at the target.

The Primary Reinforcement solution presented is readily scalable; additional sensors, motors and hidden units can be easily added without reworking the underlying learning process. These additional resources will be utilized in problem solving.

Although Primary Reinforcement enables autonomous agents to discover solutions where a human supervisor is unable, a potential issue is that the learned behavior may not be ideal but is sufficient to achieve a reward condition; this can be termed a *suboptimal behavior limitation*. For example a ball may have been successfully kicked into a goal, but the kicking technique itself was poor. To avoid this a higher standard can be achieved by setting a more stringent reward condition, the tradeoff being more optimal behaviors are potentially slower to be discovered and learnt.

Another limitation of the present solution is that we are unable to set arbitrary desired output activations on output nodes, a maximal or minimal value is set (ie 1.0 or 0.0). For example in a network with three output nodes we may choose a desired output pattern vector of [0.6, 0.3, 0.7] for a supervised network, but in the present scheme the desired output pattern vector would be limited to [1.0, 0.0, 1.0]. This shortcoming can be termed a *binary limitation*. To workaround this limitation alternate output representations may be required to achieve the same level of granularity.

One of the challenges of scaling relates to the complexity of output responses; the more output nodes that are required for a rewarding behavior to occur, the longer it will take for the agent to explore candidate behaviors and discover the requisite combination. Also it should also be noted that not all node activations may be relevant to producing a rewarding response. These may be included in the dynamically generated desired output pattern, and the agent is unable to differentiate which nodes were responsible for achieving the reward. These redundant activations may be eliminated by conforming to what can be termed a *laziness principle*, where rewards are reduced in proportion to output node activations.

Note; while Reinforcement Learning is essentially a trial and error approach to learning, it is possible to first part train in supervised mode, save the weights, and then switch to unsupervised mode.

5.1.2 Secondary reinforcement

A potential issue facing the presented scheme may be termed a *suboptimal path limitation*. At first glance this is similar to the *suboptimal behavior limitation* described in Primary Reinforcement, but on a temporal level. The scheme is *greedy* preferring the first available reward. There may be a tendency to *exploit* known rewards rather than *explore* new ones. The problem being that while the acquired sequence of behaviors reliably leads to the goal, and the individual behaviors may have been optimal, the route was not the most efficient one possible. Once learnt the agent has no pressure to alter its preferred route. This limitation also afflicts natural organisms. To mitigate this issue behaviors may be '*shaped*' to elicit the optimal path [9].

5.1.3 Threshold Assignment of Connections (TAC)

TAC is an alternative solution to the credit assignment problem in ANN's, a learning algorithm to allow weight updates in multi layer networks. In this regard it does not offer any more or less functional benefit than backpropagation. However, TAC also suffers from the *binary limitation* previously outlined.

TAC is significantly easier to implement than backpropagation. This would have significant advantages in hardware implementations. It has fewer error derivation dependencies than backpropagation, and hence more resilient should damage/information loss occur during weight updates.

In terms of performance, TAC was found to learn XOR in fewer iterations than supervised backpropagation. However this advantage is expected to diminish as the number of output nodes, and therefore potential candidate behaviors, increase.

5.2 Implications

Reinforcement Learning has already been achieved in the real world as evidenced in nature. Therefore if we want to achieve a working, scalable and reliable solution it is expedient to use nature as a reference. We may also then use the scheme as a basis for other Cognitive Science experiments. The scheme may predict, or be refuted by, nature's solution to Reinforcement Learning. However that does not preclude the possibility that there is more than one underlying mechanism that provides Reinforcement Learning in nature.

5.2.1 Primary Reinforcement

Consider a simple organism 'agent V1' that does not possess any plastic connections, whose behaviors are inherited and fixed. The only way this organism and members of its species can generate new behaviors is via mutation and natural selection. Individuals with mutations that produce desirable behaviors are more likely to survive and pass on their genes and behaviors to the next generation.

More mutations of this species eventually result in an individual with some plastic connections; 'agent V2'. It is able to use a reward stimulus, or Primary Reinforcer, to strengthen the connections that were responsible for those behaviors. This process of Primary Reinforcement allows the individual to evaluate and learn desirable behaviors. These desirable behaviors enhances its chances of survival and put it at a competitive advantage relative to its peers, making it more likely to pass on this trait to its progeny. An incremental evolutionary step has provided the agent with the power to learn a rewarding behavior. Likewise the scheme presented uses a simple mechanic to achieve this feature.

5.2.2 Secondary Reinforcement

While 'agent V2' is able to learn isolated behaviors it is incapable of planning; it cannot learn a sequence of behaviors. In order to do so this species must evolve again, this time using a resultant reward stimulus to not only inform the development of mappings between the previous sensory input pattern with its resultant motor output pattern, but also between the previous sensory input pattern and the reward. Once the association between the

sensory input pattern and the reward stimulus is sufficiently strong a secondary (conditioned) reinforcer can be established. This proxy reward can be used to establish more conditioned reinforcers and thereby chain behaviors together, by doing so goal oriented problem solving can be achieved. Likewise an incremental change to the scheme provides the agent with the power to form long term strategy.

5.2.3 Threshold Assignment of Connections (TAC)

A biological plausibility concern faces supervised learning schemes in general:

- How are desired output patterns selected and presented to the network ?

In previous examples, once backpropagation is placed in the Reinforcement Learning framework it is no longer a truly supervised learning scheme; desired output patterns are not known *a priori*. However backpropagation faces the additional biological plausibility concern:

- How is error back propagated ?

Thus far research has provided little neurobiological support for backpropagation [4]. TAC does not require backward connections or tenuous biochemical explanations. TAC could be explained by neuromodulators rather than at the neural computation level. This would provide a more robust solution with a simpler biological explanation.

It should be noted that while the scheme suggests assigning random desired activations around the threshold value [0.45..0.55] in punishment conditions, it was found to be at least as effective to set this in the range [0-1]. It should be appreciated that (with moderate learning rates) this has the same effect of establishing an ‘immature’ response around the threshold level [fig 3]. These alternatives have implications as to what we might expect to find in natural organisms.

5.3 Final words

The scheme presented provides a self organizing model of cognition; internal drives enforce learning and behavior. The scheme is based on a single continuum of pleasure and pain, there is a single learning mechanism for the two; pleasure effectively being the alleviation of pain. Whilst the examples provided are configured with only a single drive, this should be extended to multiple drives working in concert/competition. Also the examples provided entail the drive being always active, and therefore continually reinforcing or weakening behaviors. However, it should be taken that when not active (eg drives are satiated), behaviors will not be reinforced or weakened and the agent will be in something of a ‘cruise mode’ with no active learning. Also as a rule of thumb the agent should conform to a ‘laziness principle’, that is they should be punished for exerting unnecessary energy, thereby achieving their goal with greater efficiency.

Ethical concerns may arise with such schemes. The designer may be inclined to set malevolent directives for the agents, for example setting the Primary Reinforcement reward condition to intentionally cause harm; the agent will be compelled to fulfill this goal. Even with benevolent directives, once assigned the agent is free to adopt any behavior to achieve its goals, also yielding harmful behaviors.

If the proposed scheme is not deemed biologically plausible, would a plausible scheme also accurately model consciousness? While an agreed definition of consciousness is more elusive than that of intelligence, such schemes may at least assist in refining and testing concepts of consciousness. Does consciousness only arise at a certain scale and complexity? Is recurrency and introspection required? Are plastic connections required? Is embodiment required? Are there even different forms, or levels of consciousness? Providing answers is beyond the scope of this paper, but while it may seem premature to conclude that such schemes may be conscious, neither can the question be ignored from an ethics perspective. Experiments conducted on a valid pleasure-pain based scheme would likely inflict some degree of suffering on the agent.

The scheme's true potential lies in embodiment, whether in real or artificial environments. Agents may also be placed in abstract environments that do not physically exist (eg a stock market). The scheme is generic and readily scalable, and given sufficient time and resources can tackle a variety of tasks. Tasks can be assigned either by setting of the reward condition goal, or by placing as obstacles to that goal. If the presented scheme of Reinforcement Learning should be deemed implausible from a Cognitive Science perspective, the practical benefits at least may be of utility.

5.4 Appendix

5.4.1 Platform

Hardware: Desktop PC (i3 3.7GHz, 16GB ram)

Software: OS Linux Mint 17.3, Neural Network software written in C (GCC)

6 References

- [1] Charles W. Anderson. 1986. Learning and Problem Solving with Multilayer Connectionist Systems. Technical Report. University of Massachusetts, Amherst, MA, USA.
- [2] Mnih, V., Kavukcuoglu, K., Silver, D., Graves, A., Antonoglou, I., Wierstra, D., and Riedmiller, M.(2013). Playing atari with deep reinforcement learning.arXiv preprint arXiv:1312.5602
- [3] Rumelhart, David E., Hinton, Geoffrey E., Williams, Ronald J., "Learning representations by back-propagating errors", Nature, 1986
- [4] D. G. Stork, "Is backpropagation biologically plausible?," *Neural Networks, 1989. IJCNN., International Joint Conference on*, Washington, DC, USA, 1989, pp. 241-246 vol.2.
- [5] Richard S Sutton and Andrew G Barto. Reinforcement learning: An introduction. MIT press, 1998.
- [6] Brenden M Lake, Tomer D Ullman, Joshua B Tenenbaum, and Samuel J Gershman. Building machines that learn and think like people. arXiv preprint arXiv:1604.00289, 2016.
- [7] Gerald Tesauro, "Temporal difference learning and TD-Gammon", Communications of the ACM CACM Homepage archive, Volume 38 Issue 3, March 1995, Pages 58-68
- [8] Andrew G. Barto, Richard S. Sutton, Charles W. Anderson, "Neuronlike adaptive elements that can solve difficult learning control problems", IEEE Transactions on Systems, Man, and Cybernetics (Volume:SMC-13 , Issue: 5) pages 834 - 846, 1983
- [9] Skinner, B. F. (1953). Science and human behavior. New York: Macmillan, Pages. 92–3
- [10] William Bechtel, Adele Abrahamsen, "Connectionism and the mind", Wiley,1991, pages 70-97Skinner, B. F. (1953). Science and human behavior. New York: Macmillan, Pages. 92–3
- [11]Hodgkin, A. L., A. F. Huxley, and B. Katz. "Measurement of Current-Voltage Relations in the Membrane of the Giant Axon of Loligo." The Journal of Physiology 116.4 (1952): 424–448.
- [12]Sepp Hochreiter and Jürgen Schmidhuber (1997). "Long short-term memory" (PDF). Neural Computation. 9 (8): 1735–1780. <http://dx.doi.org/10.1162/neco.1997.9.8.1735>
- [13]Elman, J. L. (1990), Finding Structure in Time. Cognitive Science, 14: 179–211. doi:10.1207/s15516709cog1402_1