

Spectra and elliptic flow of thermal photons from full overlap U+U collisions at RHIC

Pingal Dasgupta,^{1,*} Rupa Chatterjee,^{1,†} and Dinesh K. Srivastava^{1,‡}

¹Variable Energy Cyclotron Centre, HBNI, 1/AF, Bidhan Nagar, Kolkata-700064, India

We calculate p_T spectra and elliptic flow $v_2(p_T)$ for tip-tip and body-body configurations of full overlap uranium-uranium (U+U) collisions using a hydrodynamic model with smooth initial density distribution and compare the results with those obtained from Au+Au collisions at RHIC. Production of thermal photons is seen to be significantly larger for tip-tip collisions compared to body-body-collisions of uranium nuclei in the range $p_T > 2$ GeV. However, a different trend is observed for $p_T < 1.5$ GeV where, body-body collisions produce more photons. The most central Au+Au collisions at RHIC result in much lesser production of photons than the fully overlapping U+U collisions. The elliptic flow parameter calculated for body-body collisions is found to be large and comparable to the $v_2(p_T)$ for mid-central Au+Au collisions at RHIC. On the other hand, as expected, the $v_2(p_T)$ is close to zero for tip-tip collisions. The qualitative nature of the photon spectra and elliptic flow for the two different orientations of uranium nuclei is found to be independent of the initial parameters of the model calculation. We show that the photons results from fully overlapping U+U collisions are complementary to the results from Au+Au collisions at RHIC and thus can prove as a valuable probe to study collision geometry, initial state and also the photon v_2 puzzle.

I. INTRODUCTION

Anisotropic flow or in particular elliptic flow is one of the key observables used to study the properties of Quark Gluon Plasma (QGP) produced in collisions of heavy nuclei at relativistic energies. Hydrodynamic model with smooth initial density distribution has been used successfully in recent past to study the bulk properties of matter and it explains the charged particle spectra and elliptic flow simultaneously upto a large value of transverse momentum [1, 2]. It has been shown in many interesting recent studies that event-by-event hydrodynamic model with fluctuating initial conditions [3–8] explains the elliptic flow results even for most central collisions of heavy nuclei and also the large triangular flow of hadrons at RHIC and LHC energies [9–14] both of which were unexplained earlier by hydrodynamics with smooth initial density distribution.

Photons are considered as one of the promising probes to study the properties of quark gluon plasma formed in relativistic heavy ion collisions [15]. Recent experimental data from 200A GeV Au+Au collisions at RHIC by PHENIX [16] and from 2.76A TeV Pb+Pb collisions at LHC by ALICE [17] have reported excess of direct photon yield over scaled proton-proton collisions. The excess yield in both the cases is attributed to photon radiation from the thermalized QGP and hot hadronic matter. Thermal photon spectra from hydrodynamic model calculation along with prompt contribution from next-to-leading order perturbative QCD calculation found to explain the direct photon spectra well both at RHIC and LHC in the range $p_T > 2$ GeV [18].

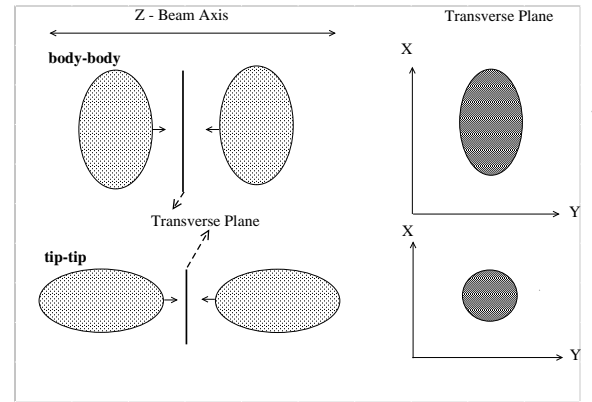


FIG. 1: Schematic of tip-tip and body-body collision of full overlap uranium nuclei.

Photon elliptic flow has the potential to illustrate the hot and dense initial state and its evolution more efficiently compared to hadronic v_2 . Direct photon v_2 data at RHIC [19] and LHC [20] show similar qualitative nature as predicted by model calculations considering hydrodynamical evolution of the system [21–23]. However theory results under-estimate the data by a large margin [18]. This is known as the photon v_2 puzzle. Many recent studies with viscous hydrodynamics model using event-by-event fluctuating initial conditions as well as studies considering pre-equilibrium flow do not show significant increase in the photon v_2 result and still remain unable to explain the data [24–26].

Collisions of uranium (^{238}U) nuclei at $\sqrt{s_{\text{NN}}}=193$ GeV at RHIC have gathered a lot of attention recently. The STAR experiments at RHIC have reported interesting results on particle production as well as azimuthal flow of hadrons [27]. U+U collisions are of special interest due to the non-spherical prolate shape of the colliding nuclei [28–34] and as a result, even the most central col-

*Electronic address: pingaldg@vecc.gov.in

†Electronic address: rupa@vecc.gov.in

‡Electronic address: dinesh@vecc.gov.in

lisions can lead to different collision geometry and consequently different values of charged particle multiplicity and anisotropic flow parameters. Recently it has been reported that the most central events in U+U collisions can be identified from the spectator energy deposition at the Zero Degree Calorimeters (ZDCs). In addition, the multiplicity distribution of elliptic flow along with the ZDCs informations can be used to separate different orientations of U+U collisions [27].

We know that photons are emitted throughout the life time of the evolving system and the thermal emission of photons is sensitive to the initial stages of the produced matter. Thus, photon production from different orientations of U+U collisions can provide valuable information about the collision geometry, the hot and dense initial stage of the expanding system and also its evolution. In addition, it would be interesting to know how large is the photon v_2 originating from fully overlapping U+U collision and if its comparison with the photon v_2 from non-central Au+Au collisions can help us to understand the photon v_2 puzzle.

We calculate thermal photon spectra and differential elliptic flow at RHIC for two different orientations, *tip-tip* and *body-body* which are the limiting cases (of particle multiplicity) of fully overlapping U+U collisions. In body-body collisions the major axes of the two incoming uranium nuclei are perpendicular to the z axis (beam axis) whereas for tip-tip collisions the major axes are parallel to the beam direction. The tip-tip collisions produce a circular overlapping zone on the transverse plane and the body-body collisions lead to an elliptical shape and a larger size of the overlapping zone (see Fig 1). Although the number of participants in both these collisions are same, number of binary collisions is about 30% larger for the tip-tip configuration. The energy density produced is larger and consequently a higher final charged particle multiplicity is observed for tip-tip collisions than for the body-body collisions. However the body-body collisions produce a large v_2 because of the initial geometry of the overlapping zone [27].

It has been shown in Ref. [28] that the value of the initial spatial anisotropy (ϵ_x) for full overlap body-body collision is similar to the ϵ_x calculated for Au+Au collisions at RHIC at an impact parameter ~ 7 fm, however, the system produced in Au+Au collision is about half of the size of system produced in U+U collisions. Thus, the photon spectra and elliptic flow from the different orientations of U+U collisions along with the Au+Au results at RHIC would enrich our understanding of the hot and dense initial state produced in relativistic heavy ion collisions. We keep our calculations simple by using a hydrodynamical model with smooth initial density distribution. An event-by-event hydrodynamic model calculation including viscous effect is expected to provide a more accurate estimation of the photon spectra and elliptic flow parameter. However in the present study we are more interested in showing the qualitative difference in the spectra and v_2 resulting from the different orien-

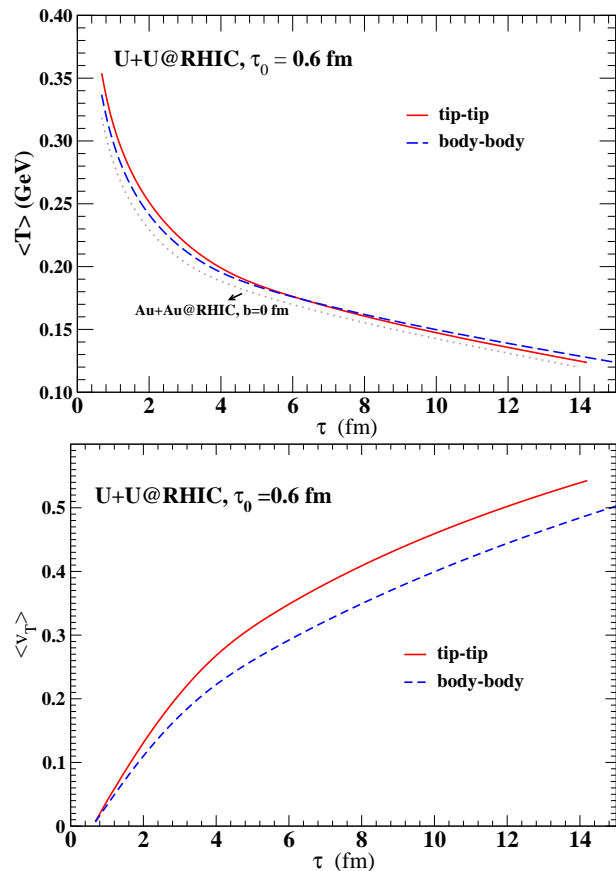


FIG. 2: (Color online) Time evolution of (a) average temperature $\langle T \rangle$ and (b) average transverse flow velocity $\langle v_T \rangle$ for tip-tip and body-body full overlap U+U collisions at RHIC.

tations of the uranium nuclei in and also the potential of thermal photons from U+U collisions to be used as probe to study the relativistic heavy ion collisions.

In Section II we briefly discuss the initial parameters and the framework for the model calculation. Thermal photon spectra and elliptic flow results are presented in Section III and in the next section we summarize the results.

II. FULL OVERLAP U+U COLLISIONS AT RHIC

We use Woods-Saxon parameterization for the nuclear density distribution of deformed uranium nuclei of the form

$$\rho(r, \theta) = \frac{\rho_0}{1 + \exp\left(\frac{r-R(\theta)}{\xi}\right)} \quad (1)$$

where,

$$R(\theta) = R_0[1 + \beta_2 Y_2^0(\theta) + \beta_4 Y_4^0(\theta)] \quad (2)$$

The spherical harmonic functions and the β values introduce the deformation from spherical shape in the uranium nucleus. Here β_2 and β_4 are 0.28 and 0.093 respectively. R_0 is taken as 6.86 fm and ξ is 0.44 fm. Using this parameterization in Optical Glauber Model we calculate the number of wounded nucleons (N_{part}) and binary collisions (N_{coll}) for different orientations of full overlap U+U collisions at RHIC. The value of N_{coll} is ~ 1870 and ~ 1430 for tip-tip and body-body collisions respectively, whereas N_{part} is same for both the cases.

We modify the 2+1 dimensional longitudinally boost invariant hydrodynamic code AZHYDRO [1] with smooth initial density distribution to study the evolution of the system produced in U+U collisions at RHIC. The initial formation time τ_0 is considered as 0.6 fm and corresponding initial entropy densities (s_0) 167 fm^{-3} and 141 fm^{-3} for full overlap tip-tip and body-body collisions respectively, and thus the value of s_0 is about 18% higher for tip-tip configuration [28].

A lattice based equation of state [35] is used and the final freeze-out temperature T_f is considered as 140 MeV. We check the sensitivity of our results to the initial parameters of the model calculation by changing the value of τ_0 and T_f from their default values. For initial density distribution we use both wounded nucleon profile ($\alpha=0$) as well as a two component ($\alpha=0.25$) model [28] (where the initial entropy is taken as proportional to a linear combination of 25% of N_{coll} and 75% of N_{part}) to calculate the photon production from U+U collisions.

The nucleon-nucleon inelastic cross section σ_{NN} for 200 GeV collisions is 42 mb and we use the same σ_{NN} for 193 GeV collisions of uranium nuclei at RHIC. We assume that the small change in the value of σ_{NN} for change in centre of mass energy from 200 to 193 GeV would not affect our results significantly. We use state-of-the-art rates to calculate the photons spectra and elliptic flow. Next-to-leading order QGP rates are from [36, 37] and thermal photon production from different hadronic channels are taken from Ref [38]. The p_T spectra are calculated by integrating the emission rates over the space-time 4-volume and the elliptic flow parameter v_2 is calculated using the relation:

$$v_2(p_T) = \langle \cos(2\phi) \rangle = \frac{\int_0^{2\pi} d\phi \cos(2\phi) \frac{dN}{p_T dp_T dy d\phi}}{\int_0^{2\pi} d\phi \frac{dN}{p_T dp_T dy d\phi}}. \quad (3)$$

III. RESULTS

The time evolution of average temperature (upper panel) and average transverse flow velocity (lower panel) for the two orientations of U+U collisions at RHIC are shown in Fig. 2. The value of $\langle T \rangle$ at time τ_0 is ~ 350 MeV for tip-tip collisions which is about 6% larger than for body-body collisions. In the later stages of the system evolution ($\tau > 8$ fm) we see larger average temperature for body-body collisions. We also see that the average

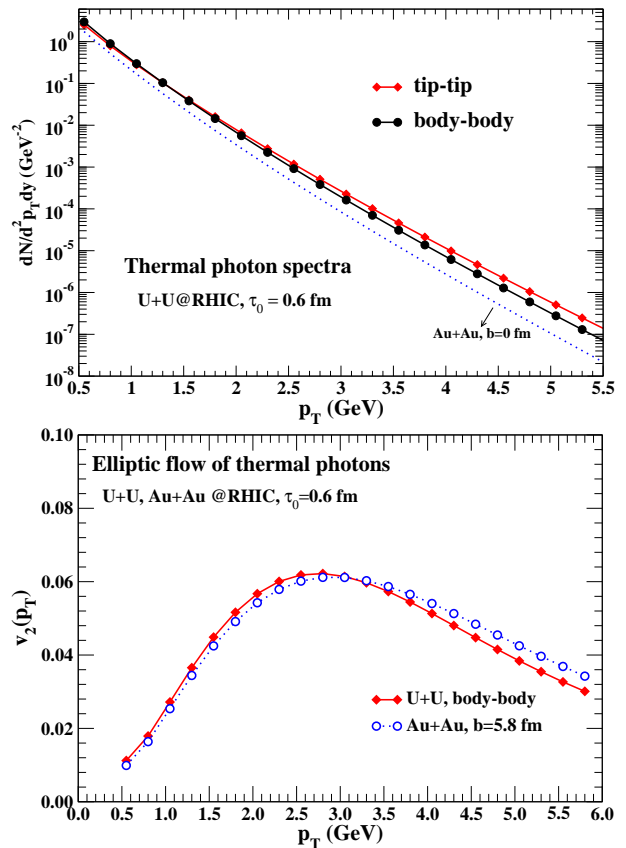


FIG. 3: (Color online). Thermal photon (a) p_T spectra and (b) elliptic flow from full overlap U+U collisions using hydrodynamic model for $\tau_0 = 0.6$ fm and $\alpha = 0.25$.

v_T is significantly larger for tip-tip collision throughout the system evolution and the system life-time is slightly larger for body-body collisions.

The upper panel of Fig. 3 shows the thermal photon p_T spectra for full overlap tip-tip and body-body collisions of uranium nuclei considering initial formation time $\tau_0 = 0.6$ fm and $\alpha = 0.25$. The p_T spectrum from central Au+Au collisions is also shown in the figure for a comparison. The slope of the spectra for the two orientations of uranium nuclei is found to be different as shown in the figure. The body-body collision produces slightly more thermal photons compared to the tip-tip collisions in the low p_T (< 1.5 GeV) region. However, photon production is significantly larger for tip-tip collisions in the higher p_T (> 2 GeV) region. We have discussed that the produced fireball in tip-tip collision is smaller in size and has larger initial energy and/or entropy density and temperature than the body-body configuration. Higher initial temperature results in more high p_T photons from the initial stages in tip-tip collision which make the spectrum flatter. On the other hand for body-body collisions, the larger production in the low p_T zone is mostly from the later stage and larger hadronic volume.

We know that the prompt photons produced in initial hard scatterings start to dominate the direct photon

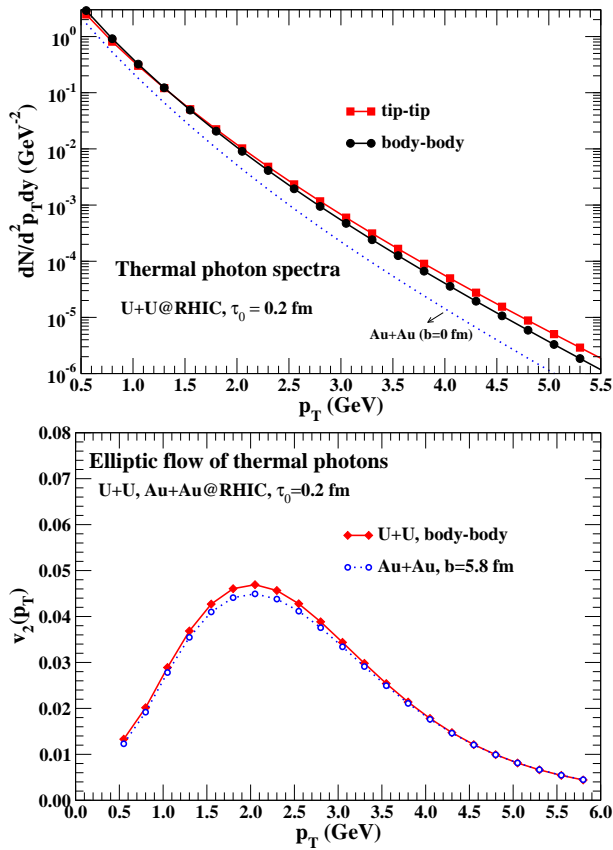


FIG. 4: (Color online) Thermal photon (a) p_T spectra and (b) elliptic flow from full overlap U+U collisions using hydrodynamic model for $\tau_0 = 0.2$ fm and $\alpha = 0.25$.

spectra in the region $p_T > 3-4$ GeV. The prompt contribution in heavy ion collisions is estimated by scaling the prompt result from p+p collisions (at same beam energy) with the number of binary collisions. The value of N_{coll} for tip-tip collision is significantly larger than for body-body collisions and thus one can expect larger production of prompt photons from tip-tip collisions. This will enhance the difference between the photon results from tip-tip and body-body orientations at higher p_T values. These results can be a powerful tool to distinguish between the two discussed orientations of U+U collisions. Any other orientation of full overlap U+U collision will result in photon spectra lying in between the spectra from tip-tip (upper limit) and body-body (lower limit) collisions in the high p_T region. Hadronic spectra are expected to be not as sensitive as photons to the orientation of the uranium nuclei as hadrons are emitted from the surface of freeze-out at much lower temperature.

The elliptic flow parameter $v_2(p_T)$ for body-body collisions is shown in lower panel of Fig. 3. The $v_2(p_T)$ for tip-tip collisions is zero as there is no initial spatial anisotropy present in the system. However, we see significantly large elliptic flow for body-body collisions. In addition, this large flow result is found to be close to the $v_2(p_T)$ calculated from Au+Au collisions at RHIC at an

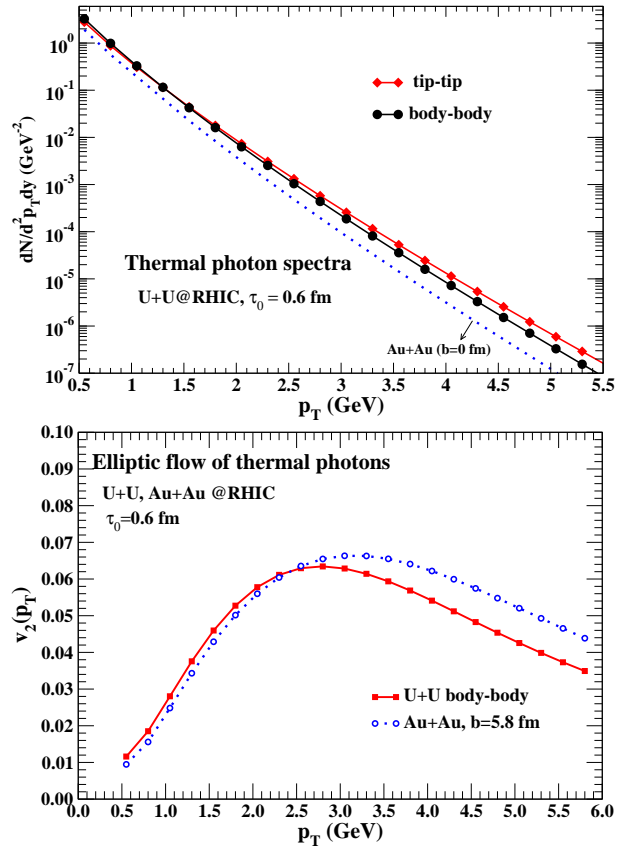


FIG. 5: (Color online). Thermal photon (a) p_T spectra and (b) elliptic flow from full overlap U+U collisions using hydrodynamic model for $\tau_0 = 0.6$ fm and $\alpha = 0$.

impact parameter $b=5.8$ fm. It is to be noted that the initial spatial anisotropy (ϵ_x) of the overlapping zone for full overlap body-body collision is about 0.26 whereas, the value of ϵ_x is about 0.21 at $b=5.8$ fm for Au+Au collisions. We know that photon $v_2(p_T)$ rises towards peripheral collisions as the relative contribution from the hadronic phase (which has larger v_2 [21]) compared to QGP phase increases for larger values of b . However, one also expects to have smaller v_2 for ultra-peripheral collisions as the system size becomes very small to generate enough v_2 . The body-body collision of uranium nuclei shows large elliptic flow even for most central collisions and thus it would be interesting to see if v_2 for this orientation increases significantly towards peripheral collisions.

We know that the initial formation time τ_0 plays important role in photon calculations as a smaller value of τ_0 means larger initial temperature and more production of high p_T photons [22, 39]. Thermal photon spectra and v_2 for $\tau_0 = 0.2$ fm are shown in Fig 4. The value of τ_0 is changed from 0.6 to 0.2 fm by keeping the total entropy of the system fixed. We see enhanced production of thermal photons compared to $\tau_0 = 0.6$ fm both for tip-tip and body-body collisions (upper panel of Fig. 4). However, the difference between the slope of the spectra for the two

orientations remain similar to the results obtained at $\tau_0 = 0.6$ fm. Photon v_2 for full overlap tip-tip collisions is zero and does not depend on the initial parameters of the hydrodynamic calculation. However, for body-body collisions we see large elliptic flow (lower panel of Fig. 4) and again the result is close to the photon v_2 calculated from Au+Au collisions at RHIC at $b=5.8$ fm and at $\tau_0=0.2$ fm. The thermal photon spectra and elliptic flow for $\tau_0 = 0.6$ fm and $\alpha = 0$ are shown in figure 5. The elliptic flow results from U+U as well as from the Au+Au collisions are found to be somewhat larger compared to the results obtained by considering $\alpha = 0.25$. However, the qualitative nature of the spectra as well as v_2 do not show strong dependence on the value of α . We have also checked that the qualitative nature of the spectra and elliptic flow results presented here do not change significantly when the freeze-out temperature is reduced from 140 to 120 MeV.

It is to be noted that fluctuations in the initial density distribution might result in a small increase in v_2 in the high p_T region for body-body collisions and also a small but non-zero v_2 even for tip-tip collisions [40]. In addition, viscosity plays important role in photon v_2 calculations by reducing the v_2 at higher p_T [14]. Thus, a complete calculation using viscous hydrodynamics with event-by-event fluctuating initial condition would be valuable. However, the results presented in this paper are believed to be generic in nature and should remain unaltered even with the modifications discussed above.

We know that the different orientations of the most central U+U collisions can be distinguished from the spectator energy deposition at the ZDC. Thus, experimental determination of photon v_2 from different orientations of uranium nuclei is also possible. A significant enhancement in the photon production is expected from U+U collisions compared to central Au+Au collisions. We see that photon $v_2(p_T)$ from body-body U+U collisions is similar to the flow results from mid central Au+Au collisions at RHIC using hydrodynamical model calculation. The QGP phase in U+U collisions is expected to have larger initial temperature, volume and life-time than the QGP phase produced in mid central Au+Au collisions. Thus, the relative contributions of the QGP and hadronic matter phases to the total photon v_2 are very different although the flow results look similar in those two cases. It is not possible to distinguish between the QGP and hadronic contributions experimentally and also it is not clear if we are underestimating the QGP, or the hadronic, or both these contributions in the theoretical calculation which lead to the photon v_2 puzzle. Thus one can expect that the experimental pho-

ton v_2 data from the body-body U+U and mid-central Au+Au collisions would not look similar. A smaller v_2 from U+U collision than for mid-central Au+Au collisions would roughly indicate that the hadronic contribution (which is relatively larger than the QGP contribution in Au+Au collisions) to total v_2 is underestimated in theory calculations.

IV. SUMMARY

We calculate p_T spectra and differential elliptic flow $v_2(p_T)$ of thermal photons for tip-tip and body-body orientations of full overlap U+U collisions at RHIC using hydrodynamic model with smooth initial density distribution. We see significantly larger production of thermal photons from tip-tip collisions in the region $p_T > 2.0$ GeV compared to the body-body collisions. Larger initial energy densities as well as temperatures for tip-tip collisions result in more high p_T photons from the early stage of system evolution. However, the body-body collisions produce slightly more photons than for tip-tip collisions in the low p_T (< 1.5 GeV) region. One expects relatively larger production of prompt photons from the tip-tip collisions than from the body-body collisions (as N_{coll} is larger for tip-tip collision) and thus, addition of prompt and thermal contributions would enhance the difference between the spectra results from the two orientations of uranium nuclei even more in the region $p_T > 2$ GeV. The collision geometry can be studied efficiently from the elliptic flow results. Photon v_2 from tip-tip collisions is close to zero from hydrodynamic calculation as there is no spatial anisotropy present in the system. On the other hand, we see significantly large photon v_2 from full overlap body-body collisions which is comparable to the photon v_2 calculated at $b=5.8$ fm from 200A GeV Au+Au collisions at RHIC. Comparison of photon v_2 from body-body U+U collisions and from mid central Au+Au collisions at RHIC would be valuable to understand the photon v_2 puzzle. We also calculate the spectra and elliptic flow parameter from U+U and Au+Au collisions by changing the initial parameters of the hydrodynamic model calculation and see that the qualitative nature of the results remain unchanged.

Acknowledgments

One of us (DKS) gratefully acknowledge the grant of Raja Ramanna Fellowship by the Department of Atomic Energy, India.

[1] P. Kolb and U Heinz, Hydrodynamic description of ultrarelativistic heavy ion collisions Quark gluon plasma, R. C. Hwa (ed.) *et al.*, p634 (2003).

[2] K. J. Eskola, H. Honkanen, H. Niemi, P. V. Ruuskanen and S. S. Rasanen, Phys. Rev. C **72**, 044904 (2005); H. Niemi, K. J. Eskola and P. V. Ruuskanen, Phys. Rev.

- C **79**, 024903 (2009); P. Huovinen and P. V. Ruuskanen, Ann. Rev. Nucl. Part. Sci. **56**, 163 (2006); C. Nonaka and S. A. Bass, Phys. Rev. C **75**, 014902 (2007).
- [3] H. Holopainen, H. Niemi, and K. Eskola, Phys. Rev. C **83**, 034901 (2011).
- [4] B. Schenke, P. Tribedy, and R. Venugopalan, Phys. Rev. Lett. **108**, 252301 (2012).
- [5] U. Heinz, Z. Qiu, and C. Shen, Phys. Rev. C **87**, 034913 (2013).
- [6] C. E. Coleman-Smith, H. Petersen, and R. L. Wolpert, J. Phys. G **40**, 095103 (2013).
- [7] P. Sorensen, J. Phys. G **37**, 094011 (2010).
- [8] J. Takahashi *et al.*, Phys. Rev. Lett. **103** 242301, (2009).
- [9] B. Alver and G. Roland, Phys. Rev. C **81**, 054905 (2010).
- [10] A. Adare *et al.* (PHENIX Collaboration) Phys. Rev. Lett. **107**, 252301 (2011).
- [11] Z. Qiu, C. Shen, and U. Heinz, Phys. Lett. **B707**, 151 (2012).
- [12] G. Aad *et al.* ATLAS Collaboration, Phys. Rev. C **86** 014907 (2012).
- [13] R. Chatterjee, T. Renk, and D. K. Srivastava, Phys. Rev. C **94**, 014903 (2016).
- [14] C. Shen, U. W. Heinz, J.-F. Paquet, I. Kozlov, and C. Gale, arXiv:1308.2111.
- [15] P. V. Ruuskanen, Nucl. Phys. A **544**, 169 (1992), and references therein; D. K. Srivastava, J. Phys. G **35**, 104026 (2008).
- [16] A. Adare *et al.* [PHENIX Collaboration] Phys. Rev. Lett. **104**, 132301 (2010).
- [17] M. Wilde for the ALICE Collaboration, arXiv:1210.5958.
- [18] R. Chatterjee, H. Holopainen, I. Helenius, T. Renk, K. J. Eskola, Phys. Rev. C **88**, 034901 (2013).
- [19] A. Adare *et al.* [PHENIX Collaboration] Phys. Rev. Lett. **109**, 122302 (2012).
- [20] D. Lohner for the ALICE Collaboration, J. Phys. Conf. Ser. **446**, 012028 (2013).
- [21] R. Chatterjee, E. Frodermann, U. W. Heinz, and D. K. Srivastava, Phys. Rev. Lett. **96**, 202302 (2006).
- [22] R. Chatterjee and D. K. Srivastava, Phys. Rev. C **79**, 021901(R) (2009); R. Chatterjee and D. K. Srivastava, Nucl. Phys. **A830**, 503c (2009).
- [23] H. Holopainen, S. Rasanen, K. J. Eskola, Phys. Rev. C **84**, 064903 (2011).
- [24] H. V. Hees, M. He, and R. Rapp, Nucl. Phys. **A933**, 256 (2015).
- [25] M. Dion, J.-F. Paquet, B. Schenke, C. Young, S. Jeon, and C. Gale, Phys. Rev. C **84**, 064901 (2011).
- [26] C. Shen, U. Heinz, J.-F. Paquet, I. Kozlov, and C. Gale, Phys. Rev. C **91**, 024908 (2015)
- [27] L. Adamczyk *et al.* [STAR Collaboration], Phys. Rev. Lett. **115**, 222301 (2015).
- [28] U. Heinz and A. Kuhlman, Phys. Rev. Lett. **94**, 132301 (2005).
- [29] A. Kuhlman and U. Heinz, Phys. Rev. C **72**, 037901 (2005).
- [30] C. Nepali, G. Fai and D. Keane, Phys. Rev. C **73**, 034911 (2006).
- [31] C. Nepali, G. I. Fai, and D. Keane, Phys. Rev. C **76**, 051902 (2007); [Erratum: Phys. Rev. C **76**, 069903 (2007)].
- [32] B. Schenke, P. Tribedy, and R. Venugopalan, Phys. Rev. C **89**, 064908 (2014).
- [33] A. Goldschmidt, Z. Qiu, C. Shen, and U. Heinz, Phys. Rev. C **92**, 044903 (2015).
- [34] S. Chatterjee, S. K. Singh, S. Ghosh, M. Hasanujjaman, J. Alam, and S. Sarkar, arXiv:1510.01311.
- [35] M. Laine and Y. Schroder, Phys. Rev. **D73**, 085009 (2006).
- [36] J. Ghiglieri, J. Hong, A. Kurkela, E. Lu, G. D. Moore, and D. Teaney, JHEP **1305**, 010 (2013).
- [37] P. Arnold, G. D. Moore, and L. G. Yaffe, JHEP **0112**, 009 (2001).
- [38] S. Turbide, R. Rapp, and C. Gale, Phys. Rev. C **69**, 014903 (2004).
- [39] R. Chatterjee H. Holopainen, T. Renk, and K. J. Eskola, Phys. Rev. C **85**, 064910 (2012).
- [40] R. Chatterjee, H. Holopainen, T. Renk, and K. J. Eskola, Phys. Rev. C **83**, 054908 (2011); R. Chatterjee, H. Holopainen, T. Renk, K. J. Eskola, J. Phys. G. Nucl. Part. Phys. **38**, 124136 (2011).