

# Identifiability of dynamic networks with noisy and noise-free nodes <sup>★</sup>

Harm H.M. Weerts<sup>a</sup>, Paul M.J. Van den Hof<sup>a</sup> and Arne G. Dankers<sup>b</sup>

<sup>a</sup>*Control Systems Group, Department of Electrical Engineering, Eindhoven University of Technology, The Netherlands (email: h.h.m.weerts@tue.nl, p.m.j.vandenhof@tue.nl)*

<sup>b</sup>*Department of Electrical Engineering, University of Calgary, Canada (email: adankers@hifieng.com)*

---

## Abstract

Dynamic networks are structured interconnections of dynamical systems (modules) driven by external excitation and disturbance signals. In order to identify their dynamical properties and/or their topology consistently from measured data, we need to make sure that the network model set is identifiable. We introduce the notion of *network identifiability*, as a property of a parameterized model set, that ensures that module dynamics are uniquely related to the objects that can be uniquely estimated from data. In the classical prediction error framework, these objects are the predictor filters that constitute the one-step ahead output predictors. We generalize this situation to include the option of having noise-free node signals. The results can be used to specify which presence of excitation signals will result in a unique representation of the network dynamics in a particular network model parametrization. This uniqueness is necessary for detecting the topology of the network from measured data, and for consistently estimating the network dynamics. We combine aspects of the classical notion of system identifiability with a uniqueness-oriented parametrization concept, and extend this to the situation of highly structured model sets. All node signals in the network are treated in a symmetric way as both inputs and outputs. The presented concepts and theory allow for the incorporation of particular structural prior knowledge of the network structure.

*Key words:* System identification, dynamic networks, identifiability.

---

## 1 Introduction

With the increasing complexity of dynamical systems that appear in engineering and other domains of science, the study of interconnected systems or dynamic networks has become an important area of attention in different fields, such as robotic networks, smart grids, social networks, transportation systems, multi agent systems etcetera, and has led to interesting problems of distributed control and optimization. In system identification literature, where the majority of the work is focused on open-loop or feedback controlled systems, there is also an increasing interest in data-driven modeling problems related to dynamic networks. One particularly interesting area is that of topology detection, which has been addressed in e.g. Materassi and Salapaka [2012] where Wiener filters are used to reconstruct the network topology. In Chiuso and Pilonetto [2012] a Bayesian view-

point is taken and regularization techniques are applied to obtain sparse estimates. Topology detection in a large scale network is done in Sanandaji et al. [2011, 2012] using compressive sensing methods, and in a biological network in Yuan et al. [2011], Yuan [2012] using also sparse estimation techniques. Causal inference is addressed in Quinn et al. [2011]. The problem of identifying a single module in a dynamic network has been addressed in Van den Hof et al. [2013], where a framework has been introduced for prediction error identification in dynamic networks, and classical closed-loop identification techniques have been generalized to the situation of structured networks. Using this framework, predictor input selection ([Dankers et al., 2016]) has been addressed to decide on which measurements to take for identification of a particular network module, and errors-in-variables problems have been addressed ([Dankers et al., 2015]) to deal with sensor noise.

When identifying a full network model, in order to extract the network topology, care has to be taken that there exists a unique mapping from the identified object to a dynamic network model. In Gonçalves and Warnick

---

<sup>★</sup> This project has received funding from the European Research Council (ERC), Advanced Research Grant SYSDYNET, under the European Union's Horizon 2020 research and innovation programme (grant agreement No 694504).

[2008], Adebayo et al. [2012] specific local conditions for such a unique mapping are considered for a particular deterministic network transfer function. In the considered work the question of network reconstructibility is addressed, but outside the scope and context of (prediction error) identification. Uniqueness properties of a model set for purely stochastic networks are studied in Matarassi and Salapaka [2012], Hayden et al. [2013] where the assumption is made, like in many of the works in this domain, that each node is driven by an independent white noise source.

In this paper we are going to address this problem of uniquely identifying the network dynamics and topology in the context of prediction error identification and by introducing and utilizing the concept of (network) identifiability. This allows to consider not only the deterministic mapping between measured signals, but to also include disturbance modelling, while allowing correlated disturbances on the different node signals, as well as the situation that there are node signals that are noise-free. If correlations between disturbances are allowed, then the problems of identifying dynamic models and/or network topology cannot be recasted anymore into several multi-input single-output (MISO) problems, as e.g. done in Van den Hof et al. [2013]. In those situations a multi-input multi-output (MIMO) problem needs to be considered, where all node signals play the roles of both input and output signals. Therefore the node signals in the network will be treated in a fully symmetric way, i.e. not distinguishing between these two roles. The main question that we will consider is: *Under which conditions (on external excitation and disturbance signals, network topology and model sets) can we distinguish between two network models on the basis of measured signals?*

The notion of identifiability is a classical notion in system identification, but the concept has been used in different settings. The classical definition as present in Ljung [1976] is a consistency-oriented concept concerned with estimates converging to the true underlying system (system identifiability) or to the true underlying parameters (parameter identifiability). These concepts were applied to the closed-loop case as well, see e.g. Söderström et al. [1976]. A second and more dominant approach in the current literature is to consider identifiability as a property of a parametrized model set, referring to a unique one-to-one relationship between parameters and the predictor model, see e.g. Ljung [1999]. For an interesting account of these concepts see also the more recent work Bazanella et al. [2010].

In these classical concepts the structure/topology of the considered situation has been fixed and restricted to the common open-loop or closed-loop cases. When identifying models in dynamic networks we have to deal with additional structural properties in both the system setup and in our parametrized models. These properties concern e.g. the choices where external excitation and disturbance signals are present, and how they are modeled,

whether or not disturbances can be correlated, and if some modules in the network are known and need not be parametrized in the identification problem.

We are going to employ the dynamic network and prediction error identification framework as described in Van den Hof et al. [2013], and we will introduce the notion of *network identifiability* which is concerned with the question whether, in an identification setting, the different network models in a parametrized model set, can be distinguished from each other. In a classical open-loop or closed-loop situation this can simply be formulated in terms of the related one-step ahead predictor filters that should be different, see e.g. Ljung [1999]. In the situation of a dynamic network with all node variables noise disturbed, this concept has recently been extended to the dynamic network case in Weerts et al. [2015]. The introduced notion of network identifiability is not based on consistent estimates, nor related to a unique parameter mapping, and as such it is not a simple generalization of those classical notions. It refers to uniqueness properties of transfer function models (rather than parameters), while in spirit it relates to the notion of discriminability of model sets as introduced in a deterministic setting in Van den Hof [1989, 1994].

We are going to extend the above situation by allowing the option that node variables could be noise-free. In this situation the relation between predictor filters and network models becomes more involved, as analyzed in the preliminary work of the authors [Weerts et al., 2016]. In the identification literature little attention is paid to rank reduced noise processes, i.e. processes where the number of independent white noise sources is strictly less than the number of measured variables. In large scale networks it seems appropriate to allow noise processes to be strongly interdependent, see e.g. Deistler et al. [2015]. Note also that the classical closed-loop system (Figure 3) has this property, by considering the input variable to be noise-free. Closed-loop identification methods typically work around the issue by either replacing the external excitation signal  $r$  by a stochastic noise process, as e.g. in the joint-IO method [Caines and Chan, 1975], or by only focussing on predicting the output signal and thus identifying the plant model (and not the controller), as e.g. in the direct method [Ljung, 1999]. In econometrics dynamic factor models have been developed to deal with the situation of rank reduced noise [Deistler et al., 2015]. In the full rank noise case it is obvious which model properties (transfer functions) can be uniquely identified from data. In the singular noise case this is not obvious. Therefore we will set up a framework for identification in the singular situation, that we expect to be valid not only for the particular situation of noise-free nodes, as considered here, but also for the more general situation of singular process noise. We will do this by using the identification criterion as the concept that should be used to distinguish between network models.

This paper will proceed by defining the network setup (section 2), and subsequently formulating the network predictor model that is used as a basis for identification (section 3). In section 4 the concept of network identifiability will be introduced and motivated, after which some examples are provided in Section 5. In section 6 results for the case where the interconnection structure in a network is (partially) known are given, after which conclusions are formulated. The proofs of all results are collected in the Appendix.

## 2 Dynamic network setting

Following the basic setup of Van den Hof et al. [2013], a dynamic network is built up out of  $L$  scalar *internal variables* or *nodes*  $w_j$ ,  $j = 1, \dots, L$ , and  $K$  *external variables*  $r_k$ ,  $k = 1, \dots, K$ . Each internal variable is described as:

$$w_j(t) = \sum_{\substack{l=1 \\ l \neq j}}^L G_{jl}^0(q) w_l(t) + \sum_{k=1}^K R_{jk}^0(q) r_k(t) + v_j(t) \quad (1)$$

where  $q^{-1}$  is the delay operator, i.e.  $q^{-1} w_j(t) = w_j(t-1)$ ;

- $G_{jl}^0$ ,  $R_{jk}^0$  are proper rational transfer functions, and the single transfers  $G_{jl}^0$  are referred to as *modules* in the network.
- $r_k$  are *external variables* that can directly be manipulated by the user;
- $v_j$  is *process noise*, where the vector process  $v = [v_1 \dots v_L]^T$  is modelled as a stationary stochastic process with rational spectral density, such that there exists a  $p$ -dimensional white noise process  $e := [e_1 \dots e_p]^T$  with diagonal covariance matrix  $\Lambda^0 > 0$  and  $p \leq L$ , such that

$$v(t) = H^0(q) e(t)$$

with  $H^0$  a proper rational transfer function matrix that is monic and stable and has a stable left inverse. The noise process is called *singular* or *rank reduced* if  $p < L$ . A node variable  $j$  is called *noise-free* if  $v_j$  is absent.

The situation that we would like to consider is the full network constructed by combining (1) for all node signals,

$$\begin{bmatrix} w_1 \\ w_2 \\ \vdots \\ w_L \end{bmatrix} = \begin{bmatrix} 0 & G_{12}^0 & \dots & G_{1L}^0 \\ G_{21}^0 & 0 & \ddots & \vdots \\ \vdots & \ddots & \ddots & G_{L-1,L}^0 \\ G_{L1}^0 & \dots & G_{L,L-1}^0 & 0 \end{bmatrix} \begin{bmatrix} w_1 \\ w_2 \\ \vdots \\ w_L \end{bmatrix} + R^0(q) \begin{bmatrix} r_1 \\ r_2 \\ \vdots \\ r_K \end{bmatrix} + H^0(q) \begin{bmatrix} e_1 \\ e_2 \\ \vdots \\ e_p \end{bmatrix}$$

Using obvious notation this results in the matrix equation:

$$w = G^0 w + R^0 r + H^0 e. \quad (2)$$

In this paper it will be assumed that the  $L$  scalar *internal variables* or *nodes*  $w_j$ ,  $j = 1 \dots L$  are ordered in such a way that only the first  $p$  nodes are affected by noise, while the remaining  $L-p$  nodes are noise free. This leads to a decomposition according to

$$\begin{bmatrix} w_a(t) \\ w_b(t) \end{bmatrix} = \underbrace{\begin{bmatrix} G_{aa}^0(q) & G_{ab}^0(q) \\ G_{ba}^0(q) & G_{bb}^0(q) \end{bmatrix}}_{G^0(q)} \begin{bmatrix} w_a(t) \\ w_b(t) \end{bmatrix} + \underbrace{\begin{bmatrix} R_a^0(q) \\ R_b^0(q) \end{bmatrix}}_{R^0(q)} r(t) + \underbrace{\begin{bmatrix} H_a^0(q) \\ 0 \end{bmatrix}}_{H^0(q)} e(t), \quad (3)$$

with the noisy nodes  $w_a \in \mathbb{R}^p$ , the noise-free nodes  $w_b \in \mathbb{R}^{L-p}$ , and  $H_a^0 \in \mathbb{R}^{p \times p}(z)$ .

There are no algebraic loops in the network, i.e. when individual elements of  $G^0(q)$  are denoted by  $G_{n_i n_j}^0(q)$

then for any sequence  $n_1, \dots, n_k$ :

$$G_{n_1 n_2}^0(\infty) G_{n_2 n_3}^0(\infty) \dots G_{n_k n_1}^0(\infty) = 0, \text{ with } G_{n_1 n_2}^0(\infty) := \lim_{z \rightarrow \infty} G_{n_1 n_2}^0(z).$$

Note that  $\lim_{z \rightarrow \infty} H_a^0(z) = I$ , such that the innovations process of the network is  $e_0(t) := [I \ 0]^T e(t)$  where  $e_0 \in \mathbb{R}^L$  which is in line with the definition of the innovations process in Caines [1987].

The network transfer function that maps the external signals  $r$  and  $e$  into the node signals  $w$  is denoted by:

$$T^0(q) := (I - G^0(q))^{-1} [R^0(q) \ H^0(q)]. \quad (4)$$

In this paper we will consider two distinct situations:

- All node variables are noisy, i.e.  $p = L$ , and
- A limited number of node variables is noisy, i.e.  $p < L$ , and it is known up front which nodes are noise-free.

In both situations, the disturbance signals that affect the noisy nodes are allowed to be correlated, as reflected by the dynamic filter  $H^0$ . For convenience we will denote the internal and external variables as

$$z(t) = \begin{bmatrix} w_a^T(t) & w_b^T(t) & r^T(t) \end{bmatrix}^T.$$

For a dynamic network as defined above, the resulting identification problem then becomes to identify the topology and/or the network dynamics  $(G^0, R^0, H^0)$  on the basis of measured node variables  $\{w_j, j = 1, \dots, L\}$  and external variables  $\{r_k, k = 1, \dots, K\}$ . The topology is

typically defined as the interconnection structure, specified by the information on which modules are unequal to 0.

The dynamic network formulation above relates that what has been called the *Dynamic Structure Function (DSF)* as considered for disturbance-free systems in Adebayo et al. [2012], Yuan et al. [2011], Yuan [2012]. In particular state space structures can be included by considering every module to be restricted to having first order dynamics only. In our setup we assume, without loss of generality, that all joined states in the network are modelled as nodes, thus avoiding hidden and coupled states that appear in distinct modules.

### 3 Network predictor and identification criterion

As our identification approach will be based on prediction error methods, the first step that needs to be done is to develop the (one-step-ahead) predictor for the node signals in the network. We define the one-step-ahead predictor as follows:

**Definition 1** *The one-step-ahead predictor for node signal  $w_j(t)$ ,  $j = 1, \dots, L$ , is defined as the conditional expectation*

$$\hat{w}_j(t|t-1) := \mathbb{E} \{w_j(t) \mid w_j^{t-1}, r^t, \forall i \neq j : w_i^{t-1}, \text{ and } w_i(t) \text{ if } G_{ji}^0(\infty) \neq 0\} \quad (5)$$

where  $w_i^{t-1} := \{w_i(0), \dots, w_i(t-1)\}$  and  $r^t := \{r(0), \dots, r(t)\}$ .

Note that all node signals in the network are treated symmetrically, i.e. no distinction is made between input and output node signals; all node signals are used to predict each and every node signal. Although algebraic loops are not allowed, transfer functions without delay are allowed, which leads to the predictor expression above. The inclusion of  $w_i(t)$  in the conditioning of the conditional expectation (5) will appear to be important for the expressions to be developed later on. Due to the fact that the noise filter  $H^0$  is not necessarily square, the expressions for the predictor will be different from the classical (square and full rank) prediction error case. This is shown in the following result.

**Proposition 1** *The one-step-ahead predictor of (3) is determined by the set of equations*

$$\begin{bmatrix} \hat{w}_a(t|t-1) \\ \hat{w}_b(t|t-1) \\ 0 \end{bmatrix} = \begin{bmatrix} W_{aa}(q) & W_{ab}(q) & W_{ar}(q) \\ 0 & I & 0 \\ G_{ba}^0 & G_{bb}^0 - I & R_b^0 \end{bmatrix} z(t) \quad (6)$$

with

$$\begin{aligned} W_{aa}(q) &= \left[ I - H_a^{-1}(q)(I - G_{aa}^0(q)) \right], \\ W_{ab}(q) &= \left[ (H_a^0)^{-1}(q)G_{ab}^0(q) \right], \\ W_{ar}(q) &= \left[ (H_a^0)^{-1}(q)R_a^0(q) \right], \end{aligned}$$

while for the situation  $p = L$ , equation (6) simplifies to

$$\hat{w}(t|t-1) = \begin{bmatrix} W_w(q) & W_r(q) \end{bmatrix} z(t), \quad (7)$$

with

$$W_w(q) = \left[ I - (H^0)^{-1}(q)(I - G^0(q)) \right], \quad (8)$$

$$W_r(q) = \left[ (H^0)^{-1}(q)R^0(q) \right], \quad (9)$$

$$z(t) = \begin{bmatrix} w^T(t) & r^T(t) \end{bmatrix}^T. \quad (10)$$

The proof is added in the appendix.

While the predictions  $\hat{w}_a$  and  $\hat{w}_b$  are unique, see also the orthogonal projection theorem [Caines, 1987], the predictor filters are *not* unique in the case that  $p < L$ , due to the deterministic relationship between the signals  $w_a$ ,  $w_b$  and  $r$  in  $z$ , induced by the noise-free nodes, and reflected in the third equality of (6). It may look incorrect that the one-step-ahead prediction of  $w_b(t)$  is  $w_b(t)$  itself, but this is caused by the noise-free relation in (3), where  $w_b(t)$  can be described in a noise-free relationship based on past values of  $w_a$ ,  $w_b$  and  $r$ , conforming to the predictor expression (1). By combining the third row in (6) with any one of the other two, different expressions for the predictor filters result. Next to the basic expressions for  $W_{aa}$ ,  $W_{ab}$  and  $W_{ar}$ , as present in Proposition 1, we can e.g. also construct a version where  $W_{ab} = 0$  by multiplying the third equation by  $-H_a^{-1}G_{ab}^0(G_{bb}^0 - I)^{-1}$  and adding it to the first. In the situation  $p = L$  the predictor filters are unique, as is well known in the classical multivariable prediction error identification setting. Note that in this situation, compared with the usual predictor [Ljung, 1999], in (8) the term  $(H^0)^{-1}G^0w$  is added such that relations between “outputs” are explicitly added instead of implicitly via  $(H^0)^{-1}$ . A network model set is now defined as follows.

**Definition 2 (network model set)** *A network model set for a network of  $L$  nodes, of which  $p$  nodes are noise-disturbed, and  $K$  external signals, is defined as a set of parametrized transfer functions:*

$$\mathcal{M} := \{[G(q, \theta), H(q, \theta), R(q, \theta)], \theta \in \Theta\},$$

with

$$\begin{aligned} G(z, \theta) &= \begin{bmatrix} G_{aa}(z, \theta) & G_{ab}(z, \theta) \\ G_{ba}(z, \theta) & G_{bb}(z, \theta) \end{bmatrix} \in \mathbb{R}^{L \times L}(z), \\ H(z, \theta) &= H_a(z, \theta) \in \mathbb{R}^{p \times p}(z), \\ R(z, \theta) &= \begin{bmatrix} R_a(z, \theta) \\ R_b(z, \theta) \end{bmatrix} \in \mathbb{R}^{L \times K}(z) \end{aligned}$$

while

- $G_{aa}(z, \theta)$ ,  $G_{bb}(z, \theta)$  have zeros on the diagonal, all entries proper, and  $(I - G(z, \theta))^{-1}$  proper and stable;
- $H_a(z, \theta)$  is monic, proper, stable and stably invertible;
- $R(z, \theta)$  is proper;
- All models in  $\mathcal{M}$  are well-posed networks [Dankers, 2014], and
- $\mathcal{M}$  only contains models that do not contain any algebraic loops, i.e. any sequence  $n_1, \dots, n_k$ :

$$\lim_{z \rightarrow \infty} G_{n_1 n_2}(z, \theta) G_{n_2 n_3}(z, \theta) \cdots G_{n_k n_1}(z, \theta) = 0$$

for all  $\theta$ .

- For  $\mathcal{M}$  there is a fixed set of modules with a parametrized algebraic term  $G_{ji}(\infty, \theta)$ .  $\square$

The requirement that  $(I - G(z, \theta))^{-1}$  is proper and stable is induced by the requirement that all mappings from external and noise variables to node signals are proper and stable. In this paper we will use parameters  $\theta$  only as a vehicle for creating a set of models. We will not consider any particular properties of the mapping from parameters to network models.

When parametrizing the standard format (6) of the predictor, it is noticed that  $\hat{w}_a(t|t-1)$  is parametrized, but  $\hat{w}_b(t|t-1)$  is not, and an additional (parametrized) constraint appears as the third equation in (6). In order to create a form in which all relevant model parameters appear in the predictors, we premultiply (6) by a nonsingular matrix  $S$  defined by

$$S(q) := \begin{bmatrix} I & 0 & 0 \\ 0 & I & I \\ 0 & I & 0 \end{bmatrix}, \quad (11)$$

The parameterized predictor for  $w_a(t)$  then becomes:

$$\hat{w}_a(t|t-1, \theta) = \begin{bmatrix} W_{aa}(q, \theta) & W_{ab}(q, \theta) & W_{ar}(q, \theta) \end{bmatrix} z(t) \quad (12)$$

and the predictor for  $w_b(t)$ :

$$\hat{w}_b(t|t-1; \theta) = \begin{bmatrix} G_{ba}(q, \theta) & G_{bb}(q, \theta) & R_b(q, \theta) \end{bmatrix} z(t) \quad (13)$$

while the additional constraint  $\hat{w}_b(t|t-1; \theta) = w_b(t)$  should be satisfied. This choice guarantees that the parametrized transfer functions  $G_{ba}$ ,  $G_{bb}$  and  $R_b$  appear in the prediction error that is defined according to

$$\begin{bmatrix} \varepsilon_a(t, \theta) \\ \varepsilon_b(t, \theta) \end{bmatrix} := \begin{bmatrix} w_a(t) \\ w_b(t) \end{bmatrix} - \begin{bmatrix} \hat{w}_a(t|t-1, \theta) \\ \hat{w}_b(t|t-1, \theta) \end{bmatrix}. \quad (14)$$

When choosing an identification criterion we need to properly weigh the contributions of both prediction errors  $\varepsilon_a$  and  $\varepsilon_b$ . For minimum variance reasons the respective weights should be inversely proportional to the innovations variance related to each term. Since  $w_b$  is noise-free, the resulting weight for the term  $\varepsilon_b$  should be infinite. Accordingly the natural identification criterion to consider is an identification criterion with a constraint, formulated as:

$$J(\mathbf{z}, \mathcal{M}) = \left\{ \begin{array}{l} \arg \min_{M(\theta)} \mathbb{E} \varepsilon_a^T(t, \theta) \Lambda^{-1} \varepsilon_a(t, \theta) \\ \text{subject to: } \varepsilon_b(t, \theta) = 0 \text{ for all } t. \end{array} \right\}, \quad (15)$$

with  $\Lambda$  a strictly positive definite matrix of appropriate dimensions, and  $\mathbf{z}$  refers to the data sequence  $\{z(t)\}_{t=1, \dots, \infty}$ . In this definition  $J$  is a set containing the transfer function models  $M(\theta)$  which satisfy the constraint and minimize the cost function. In the situation  $p = L$ , the signals  $w_b$  disappear and therefore the constraint also disappears.

In this identification setup we have so far neglected the possible effect of non-zero initial conditions, that could render the formulated constraint infeasible. This issue can be resolved by parametrizing the unknown initial conditions too, and including them in the parameter vector  $\theta$ , see e.g. Pintelon and Schoukens [2012].

In the next section it will be analyzed under which conditions network models can be distinguished in this identification setup.

## 4 Network Identifiability

Models can typically be distinguished from each other through measurement data, if they have different properties in view of the induced prediction errors that are used as a basis for identification. In the classical situation of full rank process noise, this is typically reflected in different predictor filters. In the scheme as depicted in Figure 1, the “model object uniquely identified from data” in prediction error identification of an open-loop system  $y(t) = G(q)u(t) + H(q)e(t)$ , is typically given by the predictor filters  $H^{-1}G$  and  $(1 - H^{-1})$  [Ljung, 1999]. These filters are uniquely identified provided that the data is

sufficiently informative. The mapping (b) between predictor filters and models ( $G, H$ ) is then trivial, in the sense that unique predictor filters are one-to-one related to unique models through the above relations. Mapping (c) from models to parameters is typically a question of (parameter) identifiability of a model set, and will not be considered here. In the current network situation, the

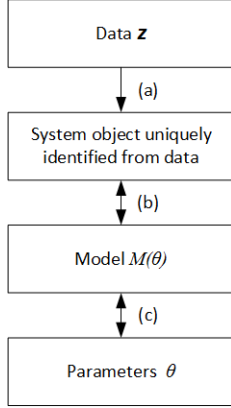


Fig. 1. Steps from data to (estimated) parameters in view of identifiability.

predictor filters are non-unique, and so they cannot directly serve as a basis for deciding whether two network models can be distinguished on the basis of data. Therefore we need a more detailed analysis and some new concepts for characterizing when network models can be distinguished, in other words, when the mapping (b) in Figure 1 is one-to-one. In the setup to be presented, the general question will be whether the identification criterion can distinguish between the models in  $\mathcal{M}$ . The setup that is being presented here is expected to be applicable also to the general situation of having singular noise processes (not necessarily having noise-free nodes). First we formalize when two models can be distinguished by the criterion.

**Definition 3** [*J-equivalent models* [Van den Hof, 1994]] Two models  $M_1, M_2 \in \mathcal{M}$  are *J-equivalent within  $\mathcal{M}$* , denoted  $M_1 \stackrel{J}{\sim} M_2$ , if for all possible data sequences  $\mathbf{z}^1$ ,

$$M_1 \in J(\mathbf{z}, \mathcal{M}) \Leftrightarrow M_2 \in J(\mathbf{z}, \mathcal{M}).$$

In other words: two *J*-equivalent models always appear together in the solution set of an identification problem (if one of them appears, the other appears also and vice versa). As a result two *J*-equivalent models can not be distinguished from each other by the identification criterion *J*, no matter what the data set is. For the classical

<sup>1</sup> This refers to all possible quasi-stationary stochastic processes  $\mathbf{z}$  that can be generated by  $w = G(q)w + H(q)e + R(q)r$  with  $G, H, R$  linear, time-invariant filters satisfying the usual conditions,  $e$  a white noise, and  $r$  quasi-stationary.

situation of (full rank) noise disturbances on all nodes, it can be shown that *J*-equivalence of models implies equality of the transfer functions from external signals  $r$  and white noise signals  $e$  to measured node signals  $w$ . For the situation of noise-free nodes this is less obvious, and will be addressed in the sequel. This notion of *J*-equivalent models leads to a natural definition of network identifiability.

**Definition 4 (Global network identifiability)** A network model set  $\mathcal{M}$  is globally network identifiable at  $M_0 \in \mathcal{M}$  with respect to the identification criterion *J*, if for any model  $M_1 \in \mathcal{M}$  it holds that

$$\{M_1 \stackrel{J}{\sim} M_0\} \implies M_1 = M_0.$$

A network model set  $\mathcal{M}$  is globally network identifiable with respect to *J*, if it is globally network identifiable with respect to *J* at every model  $M_0 \in \mathcal{M}$ .

Equality of models is to be interpreted as the dynamics of the models being equal. The presented identifiability concept has some relation to the classical notion of *system identifiability* [Ljung, 1976] that operates under a criterion and on transfer function level as well. However unlike that classical notion, the above concept is not based on consistency of the estimates, and therefore not based on a particular data-generating system. It is closely related to the notion of discriminability of model sets [Van den Hof, 1989]. It is also different from the classical notion of identifiability [Ljung, 1999] as it is not concerned with uniqueness of parameters, but rather with uniqueness of models in the form of their transfer function representation, i.e. compare the mappings (b) and (c) in Figure 1.

In the classical case where noise is full rank, two models will be *J*-equivalent if they lead to the same predictor filter. The noise-free case is different because the predictor filters are not unique. In the next proposition it is shown that uniqueness can again be achieved by considering a special form of the predictor.

## Proposition 2

- a. Under the constraint  $\hat{w}_b(t|t-1, \theta) = w_b(t)$ , the predictors for the network can be rewritten as

$$\begin{bmatrix} \hat{w}_a(t|t-1, \theta) \\ \hat{w}_b(t|t-1, \theta) \end{bmatrix} = P(q, \theta) \begin{bmatrix} w_a(t) \\ r(t) \end{bmatrix}, \quad (16)$$

where

$$P = \begin{bmatrix} P_{aa}(q, \theta) & P_{ar}(q, \theta) \\ P_{ba}(q, \theta) & P_{br}(q, \theta) \end{bmatrix},$$

with (omitting arguments  $q, \theta$ )

$$P_{aa} = I - H_a^{-1}(I - G_{aa}) + H_a^{-1}G_{ab}P_{ba}, \quad (17)$$

$$P_{ar} = H_a^{-1}R_a + H_a^{-1}G_{ab}P_{br}, \quad (18)$$

$$P_{ba} = (I - G_{bb})^{-1}G_{ba}, \quad (19)$$

$$P_{br} = (I - G_{bb})^{-1}R_b. \quad (20)$$

- b. A network model set  $\mathcal{M}$  is globally network identifiable at  $M_0 := M(\theta_0)$  with respect to  $J$  (15) if for all models  $M(\theta_1) \in \mathcal{M}$  the following implication holds

$$P(q, \theta_1) = P(q, \theta_0) \Rightarrow M(\theta_1) = M(\theta_0). \quad (21)$$

and  $\mathcal{M}$  is globally network identifiable if (21) holds for all  $M_0 \in \mathcal{M}$ .

It appears that the conditions for global network identifiability can be formulated in terms of the network transfer functions that map signals  $[\varepsilon_a^T(t, \theta) \ r^T(t)]^T$  to the node signals  $[w_a^T(t) \ w_b^T(t)]^T$ .

**Theorem 1** Consider the network model set  $\mathcal{M}$ , and define

$$T(q, \theta) := (I - G(q, \theta))^{-1}U(q, \theta) \quad (22)$$

$$\text{with } U(q, \theta) := \begin{bmatrix} H_s(q, \theta) & R_a(q, \theta) \\ 0 & R_b(q, \theta) \end{bmatrix} \quad (23)$$

with  $T(q, \theta)$  being the parameterized version of the network transfer function  $T^0(q)$  (4). The network model set  $\mathcal{M}$  is globally network identifiable at  $M_0 := M(\theta_0)$  with respect to  $J$  (15) if for all models  $M(\theta_1) \in \mathcal{M}$  the following implication holds

$$T(q, \theta_1) = T(q, \theta_0) \Rightarrow M(\theta_1) = M(\theta_0), \quad (24)$$

and  $\mathcal{M}$  is globally network identifiable if (24) holds for all  $M_0 \in \mathcal{M}$ .

The theorem shows that network identifiability is obtained if -within the chosen model set - a network model can be uniquely determined on the basis of the network transfer function  $T$ , that actually represents the modelled transfer function between external and noise signals ( $e, r$ ) and internal node signals ( $w_a, w_b$ ). That this network transfer function  $T$  is the appropriate object that can be uniquely identified from data, is rather obvious in the situation  $p = L$ , i.e. the situation that there are no noise-free nodes. This has been a motivation in Weerts et al. [2015] to use the condition (24) as a *definition* of network identifiability, and in Gonçalves and Warnick [2008] to use the transfer function  $T$  as a basis for dynamic structure reconstruction. However in the situation of possible noise-free nodes, this situation is not directly obvious, as it will also not be obvious for more generalized situations, as e.g. having noise-disturbed nodes that are disturbed with a noise process that is not of

full rank (i.e. has less driving white noise signals than node variables). In order to build a framework that can cover these situations as well, we have generalized the definition of network identifiability to be related to the identification criterion. Note that the identification criterion is the concept through which we can distinguish between models.

**Remark 1** Although we have analyzed network identifiability for a particular identification criterion  $J$  (15), the results are very general and will hold true for a large class of identification methods that typically have consistency properties of the plant and noise models, inducing a unique identification of the network transfer function  $T^0$ .  $\square$

**Remark 2** So far we have considered identifiability of the network dynamics  $M = (G, H, R)$ . The considered definition 4 of global network identifiability can simply be generalized to consider the identifiability of a particular network property  $f(M)$ , by replacing the implication in the Definition by  $\{M_1 \stackrel{J}{\sim} M_0\} \Rightarrow f(M_1) = f(M_0)$ , while  $f$  can refer to network properties as e.g. the Boolean topology of the network, or the network dynamics in  $G$ , etcetera.  $\square$

The following example uses a disturbance free network to illustrate global network identifiability at  $M_0$ .

**Example 1** Consider the disturbance-free systems  $\mathcal{S}_1, \mathcal{S}_2$  in Figure 2 with  $A(q) \neq 0, -1$ , and  $B(q) \neq 0$ , both rational transfer functions. These two networks are described by the transfer functions

$$G_1^0 = \begin{bmatrix} 0 & 0 & 0 \\ A & 0 & 0 \\ 0 & B & 0 \end{bmatrix}, \quad G_2^0 = \begin{bmatrix} 0 & 0 & 0 \\ 0 & 0 & B \\ A & 0 & 0 \end{bmatrix}, \quad R_1^0 = R_2^0 = \begin{bmatrix} 1 & 0 \\ 0 & 1 \\ 1 & 0 \end{bmatrix}.$$

The transfer function matrices  $T_1^0(q)$  and  $T_2^0(q)$  related to the networks  $\mathcal{S}_1$  and  $\mathcal{S}_2$  respectively, are given by:

$$T_1^0(q) = \begin{bmatrix} 1 & 0 \\ A & 1 \\ AB + 1 & B \end{bmatrix}, \quad T_2^0(q) = \begin{bmatrix} 1 & 0 \\ (A + 1)B & 1 \\ A + 1 & 0 \end{bmatrix}. \quad (25)$$

These transfer functions map the external signals  $r$  to the node signals  $w$ . We consider the model set  $\mathcal{M}(\theta)$  with (omitting arguments  $q$ )

$$G(\theta) = \begin{bmatrix} 0 & G_{12}(\theta) & G_{13}(\theta) \\ G_{21}(\theta) & 0 & G_{23}(\theta) \\ G_{31}(\theta) & G_{32}(\theta) & 0 \end{bmatrix}, \quad R = \begin{bmatrix} 1 & 0 \\ 0 & 1 \\ 1 & 0 \end{bmatrix}, \quad (26)$$

and so  $G(\theta)$  is parametrized and  $R$  is fixed. Since we have a disturbance free system we discard a noise model here, without loss of generality.

In order to investigate whether each of the two systems can be represented uniquely within the model set, we refer to (22), and analyze whether the equation

$$T_i^0(q) = [I - G(q, \theta)]^{-1} R(q) \quad (27)$$

for  $i = 1, 2$  has a unique solution for  $G(q, \theta)$ . To this end we premultiply (27) with  $[I - G(q, \theta)]$ .

For network  $\mathcal{S}_1$  we then obtain the relation (omitting argument  $q$ )

$$\begin{bmatrix} 1 & -G_{12}(\theta) & -G_{13}(\theta) \\ -G_{21}(\theta) & 1 & -G_{23}(\theta) \\ -G_{31}(\theta) & -G_{32}(\theta) & 1 \end{bmatrix} \begin{bmatrix} 1 & 0 \\ A & 1 \\ AB + 1 & B \end{bmatrix} = \begin{bmatrix} 1 & 0 \\ 0 & 1 \\ 1 & 0 \end{bmatrix}. \quad (28)$$

Solving the corresponding six equations for the parametrized transfer functions  $G_{ij}(\theta)$  shows that, from the first row in the matrix it follows that  $G_{13}(\theta) = G_{12}(\theta) = 0$ . Solving the second row leads to  $G_{23}(\theta) = 0$  and  $G_{21}(\theta) = A$ , while solving the third row delivers  $G_{13}(\theta) = 0$  and  $G_{32}(\theta) = B$ . As a result the original system  $\mathcal{S}_1$  is uniquely recovered, and so  $\mathcal{M}$  is globally network identifiable at  $\mathcal{S}_1$ .

When applying the same reasoning to network  $\mathcal{S}_2$  we obtain

$$\begin{bmatrix} 1 & -G_{12}(\theta) & -G_{13}(\theta) \\ -G_{21}(\theta) & 1 & -G_{23}(\theta) \\ -G_{31}(\theta) & -G_{32}(\theta) & 1 \end{bmatrix} \begin{bmatrix} 1 & 0 \\ (A+1)B & 1 \\ A+1 & 0 \end{bmatrix} = \begin{bmatrix} 1 & 0 \\ 0 & 1 \\ 1 & 0 \end{bmatrix}. \quad (29)$$

Solving this system of equations for the second column on the right hand side leads to  $G_{12}(\theta) = G_{32}(\theta) = 0$ , while the solution for the first column delivers  $G_{13}(\theta) = 0$ ,  $G_{31}(\theta) = A$  and

$$-G_{21}(\theta) + (A+1)B - G_{23}(\theta)(A+1) = 0 \quad (30)$$

or equivalently  $G_{21}(\theta) = (A+1)(B - G_{23}(\theta))$ . This shows that not only  $G_{21}(\theta) = 0$ ,  $G_{23}(\theta) = B$  is a valid solution, but actually an infinite number of solutions exists. As a result  $\mathcal{M}$  is not globally network identifiable at  $\mathcal{S}_2$ . An interpretation is that in  $\mathcal{S}_2$  the contributions from  $w_1$  and  $w_3$  both solely depend on  $r_1$  making them indistinguishable, which is reflected in the modeled transfer function matrix  $R(q)$ .  $\square$

**Remark 3** In the setting of an identification problem of either the dynamics or the topology of the network, it will be most important to be able to verify whether all models in a particular model set can be distinguished from each

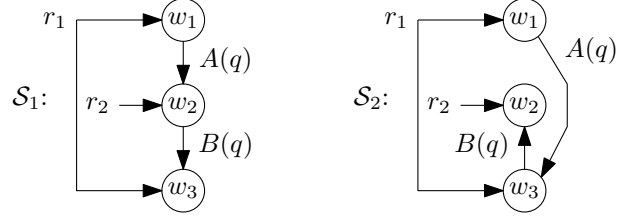


Fig. 2. Systems  $\mathcal{S}_1$  and  $\mathcal{S}_2$

other, rather than the properties of one particular model in the set. Since in an identification problem the underlying real data generating network is unknown, global network identifiability in a model set  $\mathcal{M}$  will be the important concept rather than global network identifiability at a particular model. The latter property is mainly addressed in Gonçalves and Warnick [2008] and Gevers et al. [2016].  $\square$

Next we consider the general case that there can be both disturbance signals and external variables present. For this situation the following result for global network identifiability can be shown.

**Theorem 2** Let  $\mathcal{M}$  be a network model set with parameter set  $\Theta$ .

- (a)  $\mathcal{M}$  satisfies the condition (24) for global network identifiability at  $M(\theta_0)$  with respect to  $J$  if there exists a nonsingular and parameter-independent transfer function matrix  $Q \in \mathbb{R}^{(K+p) \times (K+p)}(z)$  such that

$$U(q, \theta)Q(q) = \begin{bmatrix} D(q, \theta) & F(q, \theta) \end{bmatrix} \quad (31)$$

with  $D(\theta) \in \mathbb{R}^{L \times L}(z)$ ,  $F(\theta) \in \mathbb{R}^{L \times (p+K-L)}(z)$ , and  $D$  diagonal and full rank for all  $\theta \in \Theta_0$  with

$$\Theta_0 := \{\theta \in \Theta \mid T(q, \theta) = T(q, \theta_0)\}.$$

- (b) If in part (a) the diagonal and full rank property of  $D(q, \theta)$  is extended to all  $\theta \in \Theta$ , then  $\mathcal{M}$  satisfies the condition (24) for global network identifiability at all  $M(\theta_0) \in \mathcal{M}$ .

The presented results in the theorem are basically equivalent to the results of Gonçalves and Warnick [2008], where a deterministic reconstruction problem is considered on the basis of a network transfer function, however outside the scope of an identification setting. Note that the condition can be interpreted as the possibility to give  $U(q, \theta)$  a leading diagonal matrix by column operations. There is an implicit requirement in the theorem that  $U$  has a full row rank, and therefore it does not apply to the case of Example 1. The situation of a rank-reduced matrix  $U$  will be considered in section 6.

**Example 2** Suppose we model correlated noise by hav-



ing off-diagonal terms in  $H$ , in the model set  $\mathcal{M}(\theta)$  with

$$G = \begin{bmatrix} 0 & G_{12}(\theta) & G_{13}(\theta) \\ G_{21}(\theta) & 0 & G_{23}(\theta) \\ G_{31}(\theta) & G_{32}(\theta) & 0 \end{bmatrix},$$

$$H = \begin{bmatrix} H_{11}(\theta) & H_{12}(\theta) & 0 \\ H_{21}(\theta) & H_{22}(\theta) & 0 \\ 0 & 0 & H_{33}(\theta) \end{bmatrix}, \quad R = \begin{bmatrix} R_{11}(\theta) & 0 \\ 0 & R_{22}(\theta) \\ 0 & 0 \end{bmatrix},$$

where  $R_{11}(\theta), R_{22}(\theta) \neq 0$ , and  $H_{ii}(\theta)$  monic. Then a simple permutation matrix  $Q$  can be found to create  $U(q, \theta)Q = [D(q, \theta) F(q, \theta)]$  with  $D(q, \theta) = \text{diag}([R_{11}(\theta) R_{22}(\theta) H_{33}(\theta)])$  and by Theorem 1 the model set is globally network identifiable. If the process noises at the first two nodes are uncorrelated, they can be modelled with  $H_{21}(\theta) \equiv H_{12}(\theta) \equiv 0$ , and the diagonal  $H$  directly implies global network identifiability, irrespective of the presence of external excitation signals.  $\square$

One of the important consequences of this theorem is formulated in the next corollary.

**Corollary 1** *A network model set  $\mathcal{M}$  is globally network identifiable with respect to  $J$  if every node signal in the network is excited by either an external excitation signal  $r$  or a noise signal  $v$ , that is uncorrelated with the excitation/noise signals on the other nodes.*

Uncorrelated excitation can come from noise or external variables, although on the noise-free nodes it must come from an external variable.

Note that the result of Theorem 2 can be rather conservative, as it does not take account of any possible structural conditions in the matrix  $G(q, \theta)$ . Additionally the result does not apply to the situation where  $U(q, \theta)$  is not full row rank, as in that case it can never be transformed to having a leading diagonal by column operations. This is e.g. the case in Example 1. Both structural constraints and possible reduced row rank of  $U(q, \theta)$  will be further considered in Section 6. First we will present some illustrative examples that originate from Weerts et al. [2016].

## 5 Illustrative examples

### 5.1 Closed-loop system

One of the very simple examples to which the results of this paper apply is the situation of a single-loop feedback system, with a disturbance signal on the process output, and a reference input at the process input (controller output), see Figure 3. The process output  $y$  will

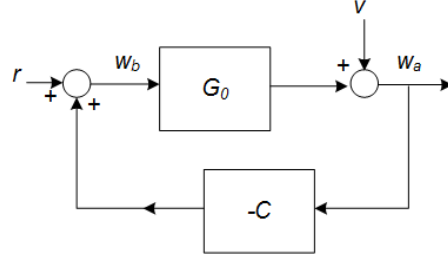


Fig. 3. Classical closed-loop configuration.

take the role of node variable  $w_a$ , while the process input  $u$  will be represented by the (noise-free)  $w_b$ . When parametrizing process  $G(q, \theta)$  and controller  $C(q, \theta)$ , as well as noise model  $v(t) = H(q, \theta)e(t)$  and the fixed reference filters  $R_a(q) = 0, R_b(q) = 1$ , it appears that the essential identifiability result of Theorem 2 is reflected by the matrix

$$U(q, \theta) = \begin{bmatrix} H_a(q, \theta) & 0 \\ 0 & 1 \end{bmatrix}.$$

This matrix is square and equal to the diagonal matrix  $D$  in the theorem. Since it is square we have that matrix  $F$  will have dimension  $2 \times 0$ . The conditions of Theorem 2 are satisfied with  $Q = I$ , and therefore the closed-loop system is globally network identifiable w.r.t.  $J$ . This implies that a consistent estimates of  $G_0$  and  $C$  can be obtained, when identified simultaneously.

In this closed-loop example we treat all signals  $w$  symmetrically in a direct-method approach, meaning that all internal variables,  $w_a$  and  $w_b$ , are predicted. We identify both  $G$  and  $C$ , which is in contrast with the classical direct method that identifies only  $G_0$ . The joint-IO method for closed-loop identification [Ljung, 1999] has symmetric treatment of all signals as well. Our method however allows for the noise on the input node to be replaced by a known external excitation signal.

### 5.2 Network example

In this example we analyze the 5 node network of Figure 4 where the noises on nodes 1 and 2 are correlated. The

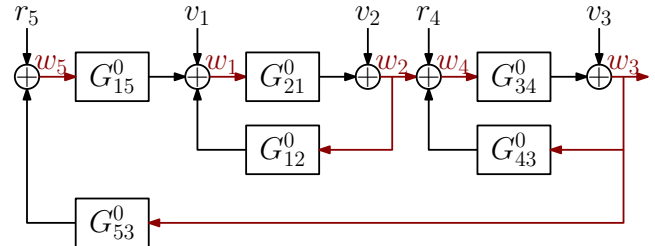


Fig. 4. 5 node network.

nodes are labeled such that the last two are noise-free.

Process noise will be modeled by

$$\begin{bmatrix} v_1(t) \\ v_2(t) \\ v_3(t) \end{bmatrix} = \underbrace{\begin{bmatrix} H_{11}(q, \theta) & H_{12}(q, \theta) & 0 \\ H_{21}(q, \theta) & H_{22}(q, \theta) & 0 \\ 0 & 0 & H_{33}(q, \theta) \end{bmatrix}}_{H_a(q, \theta)} \begin{bmatrix} e_1(t) \\ e_2(t) \\ e_3(t) \end{bmatrix}$$

such that dynamic correlation can be represented. The condition of Theorem 1 is checked by attempting to diagonalize the matrix

$$\begin{bmatrix} H_{11}(q, \theta) & H_{12}(q, \theta) & 0 & 0 & 0 \\ H_{21}(q, \theta) & H_{22}(q, \theta) & 0 & 0 & 0 \\ 0 & 0 & H_{33}(q, \theta) & 0 & 0 \\ 0 & 0 & 0 & 1 & 0 \\ 0 & 0 & 0 & 0 & 1 \end{bmatrix}$$

by postmultiplication with some filter  $Q(q)$  which does not depend on  $\theta$ . Due to the correlated noise it is not possible to diagonalize the matrix in this way. In case some external excitations are added to nodes 1 and 2 we can make the model set network identifiable.

## 6 Network identifiability in case of structure restrictions

When there are structure restrictions in  $G(q, \theta)$  or matrix  $U(q, \theta)$  is not full row rank, as in Example 1, the result of Theorem 2 is conservative and/or even does not apply. Structure restrictions in  $G(q, \theta)$  are typically represented by fixing some modules to 0. For these cases of structure restrictions, in Gonçalves and Warnick [2008] necessary and sufficient conditions have been formulated for satisfying (24) at a particular model  $M_0$ . The conditions are formulated in terms of nullspaces and do not seem to be simply checkable. Since we are most interested in global identifiability of a full model set, rather than in a particular model, we will further elaborate and generalize these conditions and present them in a form where they can simply be checked.

First we need to introduce some notation.

**Definition 5** Suppose that each row  $i$  of  $G(\theta)$  has  $\alpha_i$  parameterized transfer functions. Then define the  $L \times L$  permutation matrix  $P_i$ , according to

$$(I - G(\theta))_{i\star} P_i = \left[ (I - G(\theta))_{i\star}^{(1)} \quad (I - G(\theta))_{i\star}^{(2)} \right] \quad (32)$$

where  $(I - G(\theta))_{i\star}^{(1)}$  of dimension  $1 \times \alpha_i$  contains all parametrized terms, and  $(I - G(\theta))_{i\star}^{(2)}$  of dimension  $1 \times (L - \alpha_i)$  contains all fixed terms of  $(I - G(\theta))_{i\star}$ , i.e. the  $i$ -th

row of  $(I - G(\theta))$ . Next define transfer matrix  $\tilde{T}_i(q, \theta)$  of dimension  $\alpha_i \times (K + p)$ , according to

$$\tilde{T}_i(q, \theta) := [I_{\alpha_i} \quad 0] P_i^{-1} T(q, \theta). \quad (33)$$

The following Theorem now specifies necessary and sufficient conditions for the crucial identifiability condition (24).

**Theorem 3** Let  $\mathcal{M}$  be a network model set with parameter set  $\Theta$ , that satisfies the following properties:

- Every parametrized entry in the model  $\{M(z, \theta), \theta \in \Theta\}$  covers the set of all proper rational transfer functions;
- All parametrized transfer functions in the model  $M(z, \theta)$  are parametrized independently (i.e. there are no common parameters).

Then

- $\mathcal{M}$  satisfies condition (24) for global network identifiability at  $M(\theta_0)$  with respect to  $J$  if and only if
  - each row  $i$  of the transfer function matrix  $\begin{bmatrix} G(\theta) & U(\theta) \end{bmatrix}$  has at most  $K + p$  parameterized entries, and
  - for each row  $i$ ,  $\tilde{T}_i(\theta_0)$  defined by (33) has full row rank.
- $\mathcal{M}$  satisfies condition (24) for global network identifiability with respect to  $J$  if and only if
  - each row  $i$  of the transfer function matrix  $\begin{bmatrix} G(\theta) & U(\theta) \end{bmatrix}$  has at most  $K + p$  parameterized entries, and
  - for each row  $i$ ,  $\tilde{T}_i(\theta)$  defined by (33) has full row rank for all  $\theta \in \Theta$ .  $\square$

The check on the row rank of matrices  $\tilde{T}_i$  is an explicit way to check the related nullspace condition in Gonçalves and Warnick [2008]. The assumption (a.) in the Theorem, refers to the situation that we do not restrict the model class to any finite dimensional structure, but that we consider the situation that could be represented by a non-parametric identification of all module elements. The conditions of the theorem can further be simplified if we consider situations in which  $U(q, \theta)$  has full row rank. This is formulated in the following corollary.

**Corollary 2** Consider the situation of Theorem 3.

- When  $U(\theta_0)$  is of full row rank,  $\mathcal{M}$  satisfies the condition (24) for global network identifiability at  $M(\theta_0)$  with respect to  $J$  if and only if each row  $i$  of the transfer function matrix  $\begin{bmatrix} G(\theta) & U(\theta) \end{bmatrix}$  has at most  $K + p$  parameterized entries.

- (2) When  $U(\theta)$  is of full row rank for all  $\theta \in \Theta$ ,  $\mathcal{M}$  satisfies the condition (24) for global network identifiability with respect to  $J$  if and only if each row  $i$  of the transfer function matrix  $\begin{bmatrix} G(\theta) & U(\theta) \end{bmatrix}$  has at most  $K + p$  parameterized entries.  $\square$

The results of this section can be applied to Example 1.

**Example 3 (Example 1 continued)** In example 1 a model set has been defined with  $U = R$  not full row rank, and hence Theorem 2 is not suitable for checking its network identifiability. Now with the introduction of necessary and sufficient conditions in Theorem 3 we can evaluate the network identifiability property of the model set in example 1 easily. Consider a model set with  $G$  and  $R$  as defined in (26), without noise model (i.e.  $p = 0$ ) such that  $U = R$ , and satisfying assumptions (a.) and (b.) of Theorem 3. Global network identifiability at  $\mathcal{S}_1$  and  $\mathcal{S}_2$  is evaluated by checking the two conditions of the theorem. First it is easily verified that  $\begin{bmatrix} G(\theta) & U \end{bmatrix}$  has at most  $2 = K + p$  parameterized transfer functions on each row. The second condition is checked by evaluating the rank of the appropriate sub-matrices defined in Definition (5) on the basis of the  $T$ -matrices for  $\mathcal{S}_1$  and  $\mathcal{S}_2$  given in (25). For  $\mathcal{S}_1$  we need to check the conditions for rows 1-3 accordingly:

$$P_1^{-1} = \begin{bmatrix} 0 & 0 & 1 \\ 1 & 0 & 0 \\ 0 & 1 & 0 \end{bmatrix}^{-1} = \begin{bmatrix} 0 & 1 & 0 \\ 0 & 0 & 1 \\ 1 & 0 & 0 \end{bmatrix}; \quad \tilde{T}_1(q, \theta_1) = \begin{bmatrix} A & 1 \\ AB + 1 & B \end{bmatrix};$$

$$P_2^{-1} = \begin{bmatrix} 1 & 0 & 0 \\ 0 & 0 & 1 \\ 0 & 1 & 0 \end{bmatrix}^{-1} = \begin{bmatrix} 1 & 0 & 0 \\ 0 & 0 & 1 \\ 0 & 1 & 0 \end{bmatrix}; \quad \tilde{T}_2(q, \theta_1) = \begin{bmatrix} 1 & 0 \\ AB + 1 & B \end{bmatrix};$$

$$P_3^{-1} = I; \quad \tilde{T}_3(q, \theta_1) = \begin{bmatrix} 1 & 0 \\ A & 1 \end{bmatrix};$$

Since all three  $\tilde{T}$ -matrices are full rank, the conditions for global network identifiability at  $\mathcal{S}_1$  are satisfied which verifies the conclusion of Example 1.

For  $\mathcal{S}_2$  it appears that

$$P_2^{-1} = \begin{bmatrix} 1 & 0 & 0 \\ 0 & 0 & 1 \\ 0 & 1 & 0 \end{bmatrix}^{-1} = \begin{bmatrix} 1 & 0 & 0 \\ 0 & 0 & 1 \\ 0 & 1 & 0 \end{bmatrix}; \quad \tilde{T}_2(q, \theta_2) = \begin{bmatrix} 1 & 0 \\ A + 1 & 0 \end{bmatrix}$$

which obviously does not have full rank, confirming that the model set is not globally network identifiable at  $\mathcal{S}_2$ . If we would restrict the model set to satisfy  $G_{21}(\theta) = 0$ , it can simply be verified that the conditions for global network identifiability at  $\mathcal{S}_2$  are satisfied, which is confirmed by the analysis in (30).

When information about the 'true' network is used then one can obtain results that allow us to distinguish between certain networks. However we are mainly interested in results that allow us to distinguish between all networks in a model structure, since in an identification setting the true network dynamics will not be known.

**Example 4** Consider network  $\mathcal{S}_3$  in Figure 5. Based on the a-priori knowledge that there are no transfer functions leaving node 3, we choose the model set  $\mathcal{M}$  according to:

$$G = \begin{bmatrix} 0 & G_{12}(\theta) & 0 \\ G_{21}(\theta) & 0 & 0 \\ G_{31}(\theta) & G_{32}(\theta) & 0 \end{bmatrix},$$

$$H = \begin{bmatrix} H_{11}(\theta) & H_{12}(\theta) & H_{13}(\theta) \\ 0 & H_{22}(\theta) & H_{23}(\theta) \\ 0 & 0 & H_{33}(\theta) \end{bmatrix}, \quad R = \begin{bmatrix} 0 \\ 1 \\ 0 \end{bmatrix},$$

where  $R$  is fixed. Since  $U(q, \theta) = [H \ R]$  is full rank for all  $\theta$ , Corollary 2 can be applied for verifying network identifiability. Since  $K + p = 4$  we can allow at most 4 parametrized entries on each row of  $\begin{bmatrix} G(\theta) & U(\theta) \end{bmatrix}$ . Since this upper bound is satisfied for all rows, the model set  $\mathcal{M}$  is globally network identifiable. Note that in the chosen network, nodes 1, 2 are independently excited, while node 3 is not. Network identifiability is ensured because the transfer functions that have node 3 as input are not parameterized.

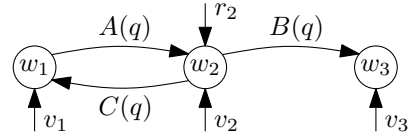


Fig. 5. Network  $\mathcal{S}_3$

## 7 Discussion

It has to be marked that the conditions for identifiability as presented in this paper can be considered as conditions under which it is possible to consistently estimate the network dynamics, under the common additional conditions that excitation signals are sufficiently exciting. Whereas the results in Van den Hof et al. [2013] are restricted to the situation of uncorrelated noises on all nodes, this situation is generalized in the current paper to allowing both correlated noise disturbances as well as noise-free nodes.

## 8 Conclusions

The objective of this paper has been to obtain conditions on the presence and location of excitation and distur-

bance signals and conditions on the parameterized model set such that a unique representation of the full network can be obtained. A property called global network identifiability has been defined to ensure this unique representation, and results have been derived to analyze this property for the case of dynamic networks allowing correlated noises on node signals, as well as noise-free nodes. Three key ingredients for a network identifiable model set are: presence and location of external excitation signals, modeled correlations between disturbances, and prior (structural) knowledge on the network that is incorporated in the model.

## 9 Acknowledgement

The authors acknowledge feedback of and discussions with Michel Gevers on the topic and presentation of this paper.

## Appendix

### A Proof of Proposition 1

For constructing  $\hat{w}_a$  we follow the same reasoning as in the classical prediction error framework by writing the first part of equation (3) in innovation form, by decomposing

$$H_a^0(q)e(t) = (H_a^0(q) - I)e(t) + e(t) \quad (\text{A.1})$$

and substituting (dropping arguments  $(q)$ ):

$$e(t) = (H_a^0)^{-1} \left( (I - G_{aa}^0)w_a(t) - G_{ab}^0w_b(t) - R_a^0r(t) \right),$$

for the first term in (A.1) into the expression for  $w_a(t)$  in (3), leading to :

$$\begin{aligned} w_a(t) = & G_{aa}^0w_a(t) + G_{ab}^0w_b(t) + R_a^0r(t) + \\ & + (H_a^0 - I)(H_a^0)^{-1} [(I - G_{aa}^0)w_a(t) + \\ & - G_{ab}^0w_b(t) - R_a^0r(t)] + e(t). \end{aligned} \quad (\text{A.2})$$

Taking conditional expectation, according to Definition 1, and using the fact that  $\Lambda^0$  is diagonal, then shows that

$$\hat{w}_a(t|t-1) = W_{aa}(q)w_a(t) + W_{ab}(q)w_b(t) + W_{ar}(q)r(t),$$

$$\begin{aligned} \text{with } W_{aa}(q) &= I - (H_a^0)^{-1}(q)(I - G_{aa}^0(q)), \\ W_{ab}(q) &= (H_a^0)^{-1}(q)G_{ab}^0(q), \\ W_{ar}(q) &= (H_a^0)^{-1}(q)R_a^0(q). \end{aligned}$$

The fact that the term  $e(t)$  in (A.2) disappears in this step is caused by the fact that  $\mathbb{E}\{e_j(t)|w_i(t)\}$  for  $i \neq j$  equals 0 since any path from node  $w_j$  to node  $w_i$  has algebraic term 0, because of the fact that  $G_{ji}(\infty) \neq 0$

and algebraic loops are not allowed. The expression for  $w_b$  is

$$w_b(t) = G_{ba}^0w_a(t) + G_{bb}^0w_b(t) + R_b^0r(t). \quad (\text{A.3})$$

Taking conditional expectation then leads to

$$\hat{w}_b(t|t-1) = G_{ba}^0w_a(t) + G_{bb}^0w_b(t) + R_b^0r(t) = w_b(t), \quad (\text{A.4})$$

which is equivalently reflected in the second and third equation of (6).

In the situation  $p = L$  the signals  $w_b$  disappear, as well as the nonuniqueness of the predictor filters. Only the first equation of (6) remains, and the expressions for the predictor filters directly follow from the expressions above.  $\square$

## B Proof of Proposition 2

### Part a.

The parameterized predictor expression  $\hat{w}_b$  is given by (13):

$$\hat{w}_b = (G_{ba}w_a + G_{bb}w_b + R_b r).$$

When we substitute  $w_b = \hat{w}_b$  then it follows that

$$\hat{w}_b = (I - G_{bb})^{-1}(G_{ba}w_a + R_b r) = P_{ba}w_a + P_{br}r \quad (\text{B.1})$$

which shows the validity of the second block of (2).

The parameterized predictor expression  $\hat{w}_a$  is given by (12):

$$\hat{w}_a = \begin{bmatrix} W_{aa} & W_{ab} & W_{ar} \end{bmatrix} z(t).$$

When we substitute  $w_b = \hat{w}_b$  and use (B.1) then it follows that

$$\hat{w}_a = W_{aa}w_a + W_{ab}(P_{ba}w_a + P_{br}r) + W_{ar}r,$$

thus leading to

$$\hat{w}_a = P_{aa}w_a + P_{ar}r \quad (\text{B.2})$$

with

$$\begin{aligned} P_{aa} &= I - H_a^{-1}(I - G_{aa}) + H_a^{-1}G_{ab}P_{ba}, \\ P_{ar} &= H_a^{-1}R_a + H_a^{-1}G_{ab}P_{br}. \end{aligned}$$

### Part b.

For the proof of this result we need several propositions that will be presented subsequently.

**Proposition A.1** *A sufficient condition for a model set  $\mathcal{M}$  to be globally network identifiable at  $M_0$  with respect to  $J$ , is that there exists a data sequence  $\mathbf{z}$  such that  $J(\mathbf{z}, \mathcal{M}) = \{M_0\}^2$ .*

<sup>2</sup> In line with the classical definitions for full rank noise prediction error methods, a data sequence  $\mathbf{z}$  that leads to a singleton  $J(\mathbf{z}, \mathcal{M})$  can be called informative for a globally network identifiable model set  $\mathcal{M}$  with respect to criterion  $J$ .

**Proof:** This result follows directly from the definition of network identifiability. There must exist some data sequence such that the solution is a singleton, hence this model  $M_0$  is not J-equivalent to any other model in  $\mathcal{M}$ .

We are now going to formulate conditions under which the property of Proposition A.1 holds. For this purpose we choose a particular data sequence, namely a data sequence  $\mathbf{z}$  that is generated by  $M_0$  through (3) in which  $r$  is persistently exciting of a sufficiently high order.

**Proposition A.2** *Consider a data sequence  $\mathbf{z}$  generated by  $M_0 = M(\theta_0) \in \mathcal{M}$ , where  $M_0$  has the form (3), then  $J(\mathbf{z}, \mathcal{M}) = \{M_0\}$  if the following implication holds true:*

$$\left. \begin{aligned} \hat{w}_b(t|t-1; \theta_1) &= w_b(t) \quad \forall t \\ \mathbb{E}[\hat{w}_a(t|t-1; \theta_1) - \hat{w}_a(t|t-1; \theta_0)]^T \Lambda^{-1} \cdot \\ &\cdot [\hat{w}_a(t|t-1; \theta_1) - \hat{w}_a(t|t-1; \theta_0)] = 0 \end{aligned} \right\} \Rightarrow M(\theta_1) = M(\theta_0) \quad (\text{B.3})$$

**Proof:** Let  $\mathbf{z}$  be generated by  $M_0 = M(\theta_0)$ , and thus given by (3) with  $r$  persistently exciting of a sufficiently high order, and denote  $\bar{V}_a(\theta) := \mathbb{E} \varepsilon_a^T(t, \theta) \Lambda^{-1} \varepsilon_a(t, \theta)$ . Then for all models  $M(\theta_1) \in \mathcal{M}$  with  $\theta \in \Theta$ , that satisfy the constraint  $\varepsilon_b(t, \theta_1) = 0 \quad \forall t$ , it can be shown that  $\bar{V}_a(\theta_1) \geq \bar{V}_a(\theta_0)$ , provided that there are no algebraic loops in the network that involve variables in  $w_a$ .

In order to find the conditions under which the estimated model is unique, i.e.  $J(\mathbf{z}, \mathcal{M}) = \{M_0\}$ , we analyse the difference term  $\bar{V}_a(\theta_1) - \bar{V}_a(\theta_0)$ , similarly as in Ljung [1999][Proof of Theorem 8.3]. The result of Lemma A.1 then shows that the formulated implication in the Proposition guarantees that there is a single model  $M_0 \in \mathcal{M}$  that is identified in  $J(\mathbf{z}, \mathcal{M})$ .

**Lemma A.1** *Under the conditions considered in Proposition A.2, including the absence of algebraic loops in the network around variables  $w_a$ ,  $\bar{V}_a(\theta_1) = \bar{V}_a(\theta_0)$  if and only if*

$$\mathbb{E}[\hat{w}_a(t|t-1; \theta_1) - \hat{w}_a(t|t-1; \theta_0)]^T \Lambda^{-1} \cdots \cdots [\hat{w}_a(t|t-1; \theta_1) - \hat{w}_a(t|t-1; \theta_0)] = 0.$$

**Proof:**  $\bar{V}_a(\theta_1) - \bar{V}_a(\theta_0) =$

$$\begin{aligned} &= \mathbb{E} \varepsilon_a^T(t, \theta_1) \Lambda^{-1} \varepsilon_a(t, \theta_1) - \mathbb{E} \varepsilon_a^T(t, \theta_0) \Lambda^{-1} \varepsilon_a(t, \theta_0) = \\ &= \mathbb{E}[\varepsilon_a(t, \theta_1) - \varepsilon_a(t, \theta_0)]^T \Lambda^{-1} [\varepsilon_a(t, \theta_1) - \varepsilon_a(t, \theta_0)] + \\ &\quad - 2\mathbb{E} \varepsilon_a^T(t, \theta_0) \Lambda^{-1} \varepsilon_a(t, \theta_0) + 2\mathbb{E} \varepsilon_a^T(t, \theta_1) \Lambda^{-1} \varepsilon_a(t, \theta_0) \\ &= \mathbb{E}[\varepsilon_a(t, \theta_1) - \varepsilon_a(t, \theta_0)]^T \Lambda^{-1} [\varepsilon_a(t, \theta_1) - \varepsilon_a(t, \theta_0)] + \\ &\quad + 2\mathbb{E}[\varepsilon_a(t, \theta_1) - \varepsilon_a(t, \theta_0)]^T \Lambda^{-1} \varepsilon_a(t, \theta_0). \end{aligned}$$

Analysing the second term on the right hand side, we can use the fact that  $\varepsilon_a(t, \theta_0) = e_0(t)$  being a white noise process. The difference term  $\mathbb{E}[\varepsilon_a(t, \theta_1) - \varepsilon_a(t, \theta_0)]$

is equal to  $\mathbb{E}[\hat{w}_a(t|t-1; \theta_1) - \hat{w}_a(t|t-1; \theta_0)]$ . If this latter expression is dependent on data up to  $t-1$  only, it will be uncorrelated to  $e_0(t)$  and the second term above will be 0. This is enforced by requiring that the network and its parametrized model have the same parametrized algebraic terms and do not have any algebraic loops around node variables in  $w_a$ , thereby enforcing that  $\mathbb{E}(\hat{w}_{a,i}(t, \theta_1) - \hat{w}_{a,i}(t, \theta_0))e_{0,j}(t) = 0$ , for all  $i, j$  and for all  $\theta_1$ .  $\square$

The condition (B.3) can be interpreted as a condition that warrants that the data sequence used for identification is sufficiently informative for the model set considered. Informativity of data is usually defined as a condition like (B.3) but then without the constraint on  $\hat{w}_b$ , see Ljung [1999]. Because of the noise-free nodes, the additional constraint needs to be added.

Part a of the proposition has shown that under the presence of the constraint  $\hat{w}_b(t|t-1, \theta) = w_b(t)$  the predictor for the network can be restructured into a filtered version of  $w_a$  and  $r$  only. Since the node signals  $w_a$  are driven by a full rank noise process, this makes this representation of the network predictor filters unique. In contrast with the earlier predictor expression (12), the input signals to the predictor now constitute a full rank process (provided that  $r$  is sufficiently exciting), and therefore informativity of the data to estimate  $P(q, \theta)$  uniquely is guaranteed. The proof of Part b now follows from analyzing the implication in Proposition A.2. By defining  $\tilde{P}_{ij}(\theta_1) := P_{ij}(\theta_1) - P_{ij}(\theta_0)$ , the two conditions on the predictors can be rewritten by

$$\begin{aligned} [\tilde{P}_{ba}(\theta_1) \quad \tilde{P}_{br}(\theta_1)] \begin{bmatrix} w_a(t) \\ r(t) \end{bmatrix} &= 0 \quad \forall t, \\ \mathbb{E} \left[ [\tilde{P}_{aa}(\theta_1) \quad \tilde{P}_{ar}(\theta_1)] \begin{bmatrix} w_a(t) \\ r(t) \end{bmatrix} \right]^2 &= 0. \end{aligned}$$

Since the data  $\mathbf{z}$  in Proposition A.2 is chosen to be generated by  $M_0$  with  $r$  persistently exciting of a sufficiently high order and since  $w_a$  is disturbed by a full rank noise process, these equations imply that  $\tilde{P}(\theta_1) := P(\theta_1) - P(\theta_0) = 0$ . As a result the implication (21) guarantees that the implication in Proposition A.2 is true, and therefore the sufficient condition for global network identifiability at  $M_0$  is satisfied.  $\square$

## C Proof of Theorem 1

Given the result of Proposition 2b, we need to show that for any  $\theta_1, \theta_2 \in \Theta$

$$P(q, \theta_1) = P(q, \theta_2) \Leftrightarrow T(q, \theta_1) = T(q, \theta_2). \quad (\text{C.1})$$

Equivalence of  $T$  and  $P$  is shown via the block matrix inverse. Denote  $T$  as a block matrix with similar block dimensions as  $P$ :

$$T(q, \theta) = \begin{bmatrix} T_{11}(q, \theta) & T_{12}(q, \theta) \\ T_{21}(q, \theta) & T_{22}(q, \theta) \end{bmatrix}$$

The equivalence relation (C.1) is shown by considering the four block-wise equivalences:

- (1)  $T_{11}(q, \theta_1) = T_{11}(q, \theta_2) \Leftrightarrow P_{aa}(q, \theta_1) = P_{aa}(q, \theta_2)$ ,
- (2)  $T_{12}(q, \theta_1) = T_{12}(q, \theta_2) \Leftrightarrow P_{ar}(q, \theta_1) = P_{ar}(q, \theta_2)$ ,
- (3)  $T_{21}(q, \theta_1) = T_{21}(q, \theta_2) \Leftrightarrow P_{ba}(q, \theta_1) = P_{ba}(q, \theta_2)$ ,
- (4)  $T_{22}(q, \theta_1) = T_{22}(q, \theta_2) \Leftrightarrow P_{br}(q, \theta_1) = P_{br}(q, \theta_2)$ .

We denote that inverse of  $(I - G)$  in the block form

$$\begin{bmatrix} E(q, \theta) & F(q, \theta) \\ K(q, \theta) & L(q, \theta) \end{bmatrix} = (I - G)^{-1},$$

that with the matrix inversion lemma is denoted by (omitting arguments  $q, \theta$  for the rest of the proof)

$$E := (I - G_{aa} - G_{ab}(I - G_{bb})^{-1}G_{ba})^{-1}, \quad (\text{C.2})$$

$$F := E G_{ab}(I - G_{bb})^{-1}, \quad (\text{C.3})$$

$$K := (I - G_{bb})^{-1}G_{ba} E, \quad (\text{C.4})$$

$$L := (I - G_{bb})^{-1} + K E^{-1} F. \quad (\text{C.5})$$

With  $T = (I - G)^{-1}U$  and  $U = \begin{bmatrix} H_a & R_a \\ 0 & R_b \end{bmatrix}$ , it follows that

$$\begin{aligned} T_{11} &= EH_a, & T_{12} &= ER_a + FR_b, \\ T_{21} &= KH_a, & T_{22} &= KR_a + LR_b. \end{aligned}$$

We will now address the four block equivalences (1)-(4):

- (1) Combining (17) and (19) it follows that  $H_a P_{aa} = H_a - E^{-1}$ , leading to  $P_{aa} = I - T_{11}^{-1}$ , which shows the equivalence relation (1).
- (2) Writing out the equality

$$T_{11}^{-1}T_{12} = H_a^{-1}E^{-1}ER_a + H_a^{-1}E^{-1}EG_{ab}(I - G_{bb})^{-1}R_b$$

shows that  $T_{11}^{-1}T_{12} = P_{ar}$  so that equivalence relation (2) holds when relation (1) holds.

- (3) Writing out the equality

$$T_{21}T_{11}^{-1} = (I - G_{bb})^{-1}G_{ba}EH_aH_a^{-1}E^{-1}$$

shows that  $T_{21}T_{11}^{-1} = P_{ba}$  so that equivalence relation (3) holds when relation (1) holds.

- (4) Writing out  $T_{22} - T_{21}T_{11}^{-1}T_{12}$  gives

$$\begin{aligned} KR_a + LR_b - KH_aH_a^{-1}E^{-1}(ER_a + FR_b) &= \\ &= LR_b - KE^{-1}FR_b. \end{aligned}$$

When substituting  $L$  (C.5) this leads to

$$((I - G_{bb})^{-1} + KE^{-1}F)R_b - KE^{-1}FR_b$$

which with (20) is equal to  $P_{br}$ . Consequently  $T_{22} - T_{21}T_{11}^{-1}T_{12} = P_{br}$ , and equivalence relation (4) holds when relations (1)-(3) hold, which proves the assertion.  $\square$

## D Proof of Theorem 2

a) It will be shown that under the condition of the theorem, the equality  $T(q, \theta) = T(q, \theta_0)$  implies  $M(\theta) = M(\theta_0)$  for all  $\theta \in \Theta$ . With the definition of  $\Theta_0$ , the equality of the  $T$ -matrices implies that we can restrict to  $\theta \in \Theta_0$ . That same equality induces

$$(I - G(\theta))^{-1}U(\theta) = (I - G(\theta_0))^{-1}U(\theta_0) \quad (\text{D.1})$$

and postmultiplication with  $Q$  leads to

$$(I - G(\theta))^{-1} \begin{bmatrix} D(\theta) & F(\theta) \end{bmatrix} = (I - G(\theta_0))^{-1} \begin{bmatrix} D(\theta_0) & F(\theta_0) \end{bmatrix},$$

with  $D(\theta)$  diagonal and full rank for all  $\theta \in \Theta_0$ .

The left square  $L \times L$  blocks in both sides of the equation can now be inverted to deliver  $D(\theta)^{-1}(I - G(\theta)) = D(\theta_0)^{-1}(I - G(\theta_0))$ . Due to zeros on the diagonal of  $G(\theta)$  and  $G(\theta_0)$  and the diagonal structure of  $D(\theta)$  and  $D(\theta_0)$ , it follows that  $D(\theta) = D(\theta_0)$  and consequently  $G(\theta) = G(\theta_0)$ . Then by (D.1) it follows that  $U(\theta) = U(\theta_0)$  and  $M(\theta) = M(\theta_0)$ .

b) For part (b) it needs to be shown that the implication under (a) holds true for *any*  $M(\theta_0)$  in  $\mathcal{M}$ . It is direct that this is true, following a similar reasoning as above, if we extend the parameter set to be considered from  $\Theta_0$  to  $\Theta$ .  $\square$

## E Proof of Theorem 3

We will first provide the proof for situation (1).

The left side of the implication (24) can be written as

$$(I - G(\theta))T = U(\theta), \quad (\text{E.1})$$

where we use shorthand notation  $T = T(\theta_0)$ ,  $G(\theta) = G(\theta_1)$  and  $U(\theta) = U(\theta_1)$ . Consider row  $i$  of the matrix equation (E.1), and apply the following reasoning for each row separately. By inserting the permutation matrix  $P_i$ , defined in Definition 5 we obtain for row  $i$ :

$$(I - G(\theta))_{i*} P_i P_i^{-1} T = U_{i*}(\theta) \quad (\text{E.2})$$

leading to

$$(I - G(\theta))_{i*}^{(1)} T_i^{(1)} + (I - G(\theta))_{i*}^{(2)} T_i^{(2)} = U_{i*}(\theta), \quad (\text{E.3})$$

$$\text{with } P_i^{-1} T = \begin{bmatrix} T_i^{(1)} \\ T_i^{(2)} \end{bmatrix}.$$

Suppose that  $U_{i*}(\theta)$  contains  $\beta_i$  parameterized transfer functions, then a permutation matrix  $P_U$  exists such that

$$\underbrace{(I - G(\theta))_{i*}^{(1)} T_i^{(1)} P_U}_{:=\hat{G}(\theta)} + \underbrace{(I - G(\theta))_{i*}^{(2)} T_i^{(2)} P_U}_{:=\hat{\rho}} = \underbrace{U_{i*}(\theta) P_U}_{:=\hat{U}(\theta)}, \quad (\text{E.4})$$

where the last  $\beta_i$  elements of  $\hat{U}$  are parameterized

$$\hat{U}(\theta) := \begin{bmatrix} \hat{U}^{(2)} & \hat{U}^{(1)}(\theta) \end{bmatrix},$$

with  $\hat{U}^{(1)}(\theta)$  of dimension  $1 \times \beta$ . Permutation matrix  $P_U$  places all parameterized transfer functions of  $U$  on the right-hand side. The matrix  $(I - G(\theta))_{i*}^{(1)}$  does not contain non-parameterized transfer functions, so it does not need to be reordered. Define the LU-decomposition of  $\hat{T}$  as

$$\hat{T} = \mathcal{L} \begin{bmatrix} \mathcal{U}_l & \mathcal{U}_r \end{bmatrix},$$

with  $\mathcal{L}$  of dimension  $\alpha_i \times \alpha_i$  and lower triangular,  $\mathcal{U}_l$  of dimension  $\alpha_i \times \alpha_i$  and upper triangular, and  $\mathcal{U}_r$  of dimension  $\alpha_i \times (K + p - \alpha_i)$  of arbitrary structure.

#### Sufficiency:

The full row rank condition on  $\tilde{T}_i(\theta_0)$ , implies that a LU-decomposition of  $\hat{T}$  can be constructed with  $\mathcal{L}$  and  $\mathcal{U}_l$  both of full rank. Now considering the left  $1 \times \alpha_i$  block of the vector equation (E.4), we can write

$$\hat{G}(\theta) \mathcal{L} \mathcal{U}_l + \rho_\alpha = \hat{U}_\alpha, \quad (\text{E.5})$$

with  $\hat{U}_\alpha$  and  $\rho_\alpha$  the left  $1 \times \alpha_i$  blocks of  $\hat{U}$  and  $\hat{\rho}$ , respectively.

By the first condition there are  $\alpha_i + \beta_i \leq K + p$  parameterized elements on the row in (E.4), hence  $\alpha_i \leq K + p - \beta_i$  and as a result  $\hat{U}_\alpha$  does not contain any parameterized elements. Then we can write

$$\hat{G}(\theta) = (\hat{U}_\alpha - \rho_\alpha) \mathcal{U}_l^{-1} \mathcal{L}^{-1}, \quad (\text{E.6})$$

showing that all the parameterized elements in  $G_{i*}(\theta)$  are uniquely determined. Then through (E.4) the parameterized elements in  $U_{i*}(\theta)$  are also uniquely determined. By assumption we know that one solution to (E.1) is given by  $G(\theta_0)$  and  $U(\theta_0)$ . Since the solution is unique, and  $G(\theta_0)$  and  $U(\theta_0)$  are a possible solution we know that  $G(\theta_0)$  and  $U(\theta_0)$  must be the only solution. This proves the validity of (24).

#### Necessity of condition 2:

If the matrix  $\tilde{T}_i(\theta_0)$  is not full row rank, then  $\hat{T}$  will not be full rank, and a full row rank LU-decomposition -unlike in the sufficiency proof- does not exist. When we rewrite (E.5) as

$$\hat{G}(\theta) \mathcal{L} \mathcal{U}_l = \hat{U}_\alpha - \rho_\alpha \quad (\text{E.7})$$

Since  $\mathcal{L} \mathcal{U}_l$  is of reduced rank, it has a non-trivial left nullspace. Let the rational transfer matrix  $X \neq 0$  of dimension  $1 \times \alpha$  be in the left nullspace of  $\mathcal{L} \mathcal{U}_l$ . Then there also exists a proper rational  $X_p$  in the left nullspace of  $\mathcal{L} \mathcal{U}_l$ . Then whenever  $\hat{G}(\theta_1)$  is a solution to (E.7), so is

$$(\hat{G}(\theta_1) + X_p) \mathcal{L} \mathcal{U}_l = \hat{U}_\alpha - \rho_\alpha. \quad (\text{E.8})$$

By the formulated assumptions (a) and (b) it holds that each parameterized transfer function can be any proper rational transfer function, and that these parameterized transfer functions do not share any parameters. So that means that  $\hat{G}(\theta_1) \in \mathcal{M}$  and  $(\hat{G}(\theta_1) + X_p) \in \mathcal{M}$  are two different transfer functions which are both in the model set, and there are at least two solutions. Hence implication (24) can not hold.

#### Necessity of condition 1:

If  $\alpha_i + \beta_i > K + p$ , then the matrix  $\hat{U}_\alpha$  contains at least one parameterized element and it will have the structure

$$\hat{U}_\alpha(\theta) = \begin{bmatrix} u_1 & \cdots & u_{K+p-\beta_i} & u_{K+p-\beta_i+1}(\theta) & \cdots & u_\alpha(\theta) \end{bmatrix}.$$

Equation (E.5) will then be

$$\hat{G}(\theta) \mathcal{L} \mathcal{U}_l + \rho_\alpha = \hat{U}_\alpha(\theta). \quad (\text{E.9})$$

This equation can be rewritten to the form

$$\underbrace{\begin{bmatrix} \hat{G}(\theta) & u_{K+p-\beta_i+1}(\theta) & \cdots & u_\alpha(\theta) \end{bmatrix}}_{:=V(\theta)} \underbrace{\begin{bmatrix} \mathcal{L} \mathcal{U}_l \\ \begin{bmatrix} 0 & I \end{bmatrix} \end{bmatrix}}_{:=F} = \cdot \begin{bmatrix} u_1 & \cdots & u_{K+p-\beta} & 0 & \cdots & 0 \end{bmatrix} - \rho_\alpha. \quad (\text{E.10})$$

Matrix  $F$  is a tall matrix of dimensions  $(2\alpha_i + \beta_i - K - p) \times \alpha_i$ , which has a non-trivial left nullspace. Let the rational transfer matrix  $X \neq 0$  of dimension  $1 \times (2\alpha_i + \beta_i - K - p)$  be in the left nullspace of  $F$ . Then there also exists a proper  $X_p$  in the left nullspace of  $F$ . Whenever  $V(\theta_1)$  is a solution, so is

$$(V(\theta_1) + X_p) F = \begin{bmatrix} u_1 & \cdots & u_{K+p-\beta} & 0 & \cdots & 0 \end{bmatrix} - \rho_\alpha. \quad (\text{E.11})$$

By the formulated assumptions (a.) and (b.) it holds that each parameterized transfer function can be any

proper rational transfer function, and that these parameterized transfer functions do not share any parameters. So that means that  $V(\theta_1)$  and  $(V(\theta_1) + X_p)$  are two different transfer functions which are both in the model set, providing two different solutions. Hence implication (24) can not hold.

**Proof of situation (2): For all  $\theta \in \Theta$ :**

For every  $\theta \in \Theta$  we can construct  $T(\theta)$  with related  $\tilde{T}_i(\theta)$  of full row rank, and the reasoning as presented before fully applies. If for some  $\theta \in \Theta$  we can not construct this full row rank  $\tilde{T}_i(\theta)$  there exists a model in the model set which is not identifiable, and hence the model set is not globally network identifiable in  $\mathcal{M}$  with respect to  $J$ .  $\square$

**F Proof of Corollary 2**

All models in the model set are well-posed, which implies that  $G(\theta)$  is full rank for all  $\theta \in \Theta$ . Then it is trivial to see that full row rank  $T(q, \theta)$  implies that  $U(q, \theta)$  is full row rank and vice versa. Then Theorem 3 can be applied while all submatrices  $\tilde{T}_i$  are guaranteed to have full row rank.

**References**

- J. Adebayo, T. Southwick, V. Chetty, E. Yeung, Y. Yuan, J. Gonçalves, J. Grose, J. Prince, G.-B. Stan, and S. Warnick. Dynamical structure function identifiability conditions enabling signal structure reconstruction. In *Proc. 51st IEEE Conf. Decision and Control (CDC)*, pages 4635–4641, 2012.
- A.S. Bazanella, M. Gevers, and L. Miskovic. Closed-loop identification of mimo systems: a new look at identifiability and experiment design. *European Journal of Control*, 16(3):228–239, May–June 2010.
- P. E. Caines. *Linear stochastic systems*. John Wiley & Sons, Inc., New York, 1987.
- P. E. Caines and C. W. Chan. Feedback between stationary stochastic processes. *IEEE Trans. on Automatic Control*, 20(4):498–508, 1975.
- A. Chiuseo and G. Pillonetto. A Bayesian approach to sparse dynamic network identification. *Automatica*, 48(8):1553–1565, 2012.
- A.G. Dankers. *System identification in dynamic networks*. PhD dissertation, Delft University of Technology, 2014.
- A.G. Dankers, P.M.J. Van den Hof, X. Bombois, and P.S.C. Heuberger. Errors-in-variables identification in dynamic networks - consistency results for an instrumental variable approach. *Automatica*, 62:39–50, 2015.
- A.G. Dankers, P.M.J. Van den Hof, P.S.C. Heuberger, and X. Bombois. Identification of dynamic models in complex networks with predictor error methods - predictor input selection. *IEEE Trans. Automatic Control*, 61(4):937–952, 2016.
- M. Deistler, W. Scherrer, and B. D. O. Anderson. The structure of generalized linear dynamic factor models. *Empirical Economic and Financial Research*, 2015. Beran, J. and Feng, Y. and Hebbel, H. (eds.).
- M. Gevers, A.S. Bazanella, and A. Parraga. Structural conditions for the identifiability of dynamical networks. 2016. Submitted for publication.
- J. Gonçalves and S. Warnick. Necessary and sufficient conditions for dynamical structure reconstruction of LTI networks. *IEEE Trans. Automatic Control*, 53(7):1670–1674, August 2008.
- D.P. Hayden, Y. Yuan, and J.M. Gonçalves. Network reconstruction from intrinsic noise. *CoRR*, abs/1310.0375, 2013. URL <http://arxiv.org/abs/1310.0375>.
- L. Ljung. On the consistency of prediction error identification methods. In R.K. Mehra and D.G. Lainiotis, editors, *System Identification: Advances and Case Studies*, pages 121–164. New York, 1976.
- L. Ljung. *System Identification: Theory for the User*. Prentice-Hall, Englewood Cliffs, NJ, 1999.
- D. Materassi and M. Salapaka. On the problem of reconstructing an unknown topology via locality properties of the Wiener filter. *IEEE Trans. Automatic Control*, 57(7):1765–1777, 2012.
- R. Pintelon and J. Schoukens. *System identification: a frequency domain approach*. John Wiley & Sons, 2012.
- C.J. Quinn, N. Kiyavash, and T.P. Coleman. Equivalence between minimal generative model graphs and directed information graphs. In *Proc. IEEE Intern. Symp. Information Theory*, pages 293–297, 2011.
- B.M. Sanandaji, T.L. Vincent, and M.B. Wakin. Exact topology identification of large-scale interconnected dynamical systems from compressive observations. In *Proc. American Control Conference (ACC)*, pages 649–656, San Francisco, CA, USA, 2011.
- Borhan M Sanandaji, Tyrone L Vincent, and Michael B Wakin. A review of sufficient conditions for structure identification in interconnected systems. In *Proceedings of the 16th IFAC Symposium on System Identification*, pages 1623–1628, 2012.
- T. Söderström, L. Ljung, and I. Gustavsson. Identifiability conditions for linear multivariable systems operating under feedback. *IEEE Trans. Automatic Control*, 21(6):837–840, 1976.
- P.M.J. Van den Hof. A deterministic approach to approximate modelling of input-output data. In *Proc. 28th IEEE Conference on Decision and Control*, pages 659–664, Tampa, Florida, 1989.
- P.M.J. Van den Hof. Model sets and parametrizations for identification of multivariable equation error models. *Automatica*, 30(3):433–446, 1994.
- P.M.J. Van den Hof, A.G. Dankers, P.S.C. Heuberger, and X. Bombois. Identification of dynamic models in complex networks with prediction error methods - basic methods for consistent module estimates. *Automatica*, 49(10):2994–3006, 2013.
- H. H. M. Weerts, A. G. Dankers, and P. M. J. Van den Hof. Identifiability in dynamic network identification.



- In *Prepr. 17th IFAC Symposium on System Identification, Beijing, China*, pages 1409–1414, 2015.
- H. H. M. Weerts, P. M. J. Van den Hof, and A. G. Dankers. Identifiability of dynamic networks with part of the nodes noise-free. In *Prepr. 12th IFAC Intern. Workshop on Adaptation and Learning in Control and Signal Processing (ALCOSP 2016)*, Eindhoven, The Netherlands, 2016. To appear.
- Y. Yuan. *Decentralised Network Prediction and Reconstruction Algorithms*. PhD dissertation, University of Cambridge, 2012.
- Y. Yuan, G-B. Stan, S. Warnick, and J. Gonçalves. Robust dynamical network structure reconstruction. *Automatica*, 47:1230–1235, 2011.