

# Computation of Reynolds stresses for barotropic turbulent jets from first principles

Eric Woillez\* and Freddy Bouchet†

*Univ Lyon, Ens de Lyon, Univ Claude Bernard,  
CNRS, Laboratoire de Physique, F-69342 Lyon, France*

(Dated: April 26, 2022)

It is extremely uncommon to be able to predict analytically, from first principles, the velocity profile of a turbulent flow. In two-dimensional flows, atmosphere dynamics, and plasma physics, large scale coherent jets are created through inverse energy transfers from small scales to the largest scales of the flow. We prove that in the limits of vanishing energy injection, vanishing friction, and small scale forcing, the velocity profile of a jet obeys a universal equation independent of the details of the forcing. We find an other universal relation for the maximal curvature of a jet and we give strong arguments to support the existence of an hydrodynamic instability at the point with minimal jet velocity. Those results are the first computations of Reynolds stresses from first principle in a genuine turbulent flow, and the first consistent analytic theory of zonal jets in barotropic turbulence.

Theoretical prediction of velocity profiles of inhomogeneous turbulent flows is a long standing challenge, since the nineteenth century. It involves closing the moment hierarchy equation for the velocity, and for instance obtaining a relation between the Reynolds stress and the velocity profile. Since Boussinesq during the last part of the nineteenth century, most of the approaches so far have been either empirical or phenomenological. Even for the simple case of a three dimensional turbulent boundary layer, plausible but so far unjustified similarity arguments may be used to derive von Kármán logarithmic law for the turbulent boundary layer (see for instance [10]), but the related von Kármán constant [14] has never been computed theoretically. Still this problem is a crucial one and has some implications in most of scientific fields, in physics, astrophysics, climate dynamics, and engineering.

In this paper we find a way to close the moment hierarchy equation for the velocity, from first principles, for the equation of barotropic flows with or without  $\beta$  effect. This two dimensional model is relevant for laboratory experiments of fluid turbulence [13], liquid metals [17], plasma [6], and is one of the key toy model for understanding planetary jet formation [12] and basics aspects of plasma dynamics on Tokamaks in relation with drift waves and zonal flow formation [5]. It is also a relevant model for Jupiter troposphere organization [9] and possibly for describing the largest scales of other planetary atmospheres. Moreover, our approach should have future implications for more complex turbulent boundary layers, which are crucial in climate dynamics in order to quantify momentum and energy transfers between the atmosphere and the ocean.

An interesting property of two dimensional turbulent flows is their inverse energy transfer from small scales to large scales, sometimes through a cascade among scales, but much more often through a direct transfer from small scales to large scales mediated by the large scale flow.

This inverse energy transfer is responsible for the self organization of the flow into large scale coherent structures, that are much more energetic and evolve much slower than the eddies.

It has been realized since the sixties and seventies in the atmosphere dynamics and plasma communities that in some regimes turbulent flows are strongly dominated by large scale coherent structures, in which cases a quasilinear approach may be relevant. Such a quasilinear approach requires solving a coupled equation for the mean flow and the Lyapunov equation that describes the fluctuations with a Gaussian approximation, just like the Lenard–Balescu equation in plasma kinetic theory. Numerical approaches and theoretical analysis have been systematically developed for fifteen years in order to solve and study such quasilinear approximations or related approximations [8, 12]. In a recent theoretical paper, the range of validity of such an approach has been established by proving the self consistency of the approximations in some specific limit [3]. While this work gave theoretical ground to the approach, explicit formula for the Reynolds stress cannot be expected in general. However, in a recent work [11], an expression for the Reynolds stress has been derived from the momentum balance and energy conservation by neglecting the perturbation cubic terms in the energy balance (justified by the quasilinear approach justification [3]), but also neglecting pressure terms (not justified, see [7]). This approach surprisingly predicts a universal velocity profile for the outer region of a large scale vortex in two dimensions, which means that the profile does not depend on the detailed characteristics of the stochastic forcing but only on the total energy injection rate  $\epsilon$  expressed in  $\text{m}^2\text{s}^{-3}$ . Another analytic expression for the Reynolds stress, has also been derived in the particular case of a linear velocity profile  $U$  in [18]. What are the criteria for the validity of these results? Can we reconcile the different results and give a full theoretical justification and extend these formula for more general cases?

Using the same hypothesis as in [11], it is straightforward to generalize the expression obtained for a vortex to the case of a jet with mean velocity  $U$ . The Reynolds

\* Eric.Woillez@ens-lyon.fr

† Freddy.Bouchet@ens-lyon.fr

stress writes

$$\langle uv \rangle = \frac{\epsilon}{U'} \quad (1)$$

where  $U'$  is the spatial derivative of  $U$ . To fully derive expression (1), the key idea is to use the already justified quasilinear approximation in the limit of small friction [3] and to further consider the limit of small scale forcing.

The limit of small scale forcing and vanishing friction is relevant for giant gaseous planets like Jupiter, for which a number of observations are available [15, 16]. Despite all limitations of the barotropic model, for instance the lack of dynamical effects related to baroclinic instabilities, this model reproduces qualitatively very well the main features of Jovian jets. Clearly, as  $U'$  arises in the denominator, expression (1) can only be valid in the intermediate regions of jets where the velocity is strictly monotonous. At the extrema where  $U' = 0$ , other physical mechanisms take place to equilibrate the jets. In particular, westward jets are very different from eastward jets: the eastward jet has a cusp at its extremum whereas the westward jet is almost parabolic.

We start from the equations for a barotropic flow on a periodic beta plane with stochastic forces

$$\begin{aligned} \partial_t \mathbf{V} + \mathbf{V} \cdot \nabla \mathbf{V} &= -r \mathbf{V} - \frac{1}{\rho} \nabla P + \beta_d y \begin{pmatrix} V_y \\ -V_x \end{pmatrix} + \sqrt{2\epsilon} \mathbf{f} \\ \nabla \mathbf{V} &= 0 \end{aligned} \quad (2)$$

where  $\mathbf{V} := \begin{pmatrix} V_x \\ V_y \end{pmatrix}$  is the two dimensional velocity field,  $r$  models a linear friction, and  $\mathbf{f}$  is a stochastic force, that we assume white in time, i.e  $\mathbb{E}[f_i(\mathbf{r}, t) f_j(\mathbf{r}', t')] = \delta(t - t') C_{ij}^f(\mathbf{r} - \mathbf{r}')$ . We recall here that  $\beta_d$  is the Coriolis parameter which comes from the fact that the Coriolis force projected on a plane tangent to the sphere depends on the north-south coordinate  $y$ . We choose a normalization for the force correlation matrix  $C^f$ , such that  $\epsilon$  is the rate of energy injection in the flow per unit of mass:  $\epsilon$  has dimensions  $m^2 s^{-3}$ . In the following, we will always assume that there is no direct energy injection in the zonal velocity profile, i.e that  $\frac{1}{L_x} \int dx f(\mathbf{r}, t) = 0$ . The first step to do mathematical treatment of equations (2) is to choose length and time scales to make the equations nondimensional. There is not just a single accepted way for writing the nondimensional stochastic  $\beta$  plane equations in the literature. We chose here to set temporal and spatial units such that the mean kinetic energy is 1, and  $L_x = 1$ . Finally, we eliminate the pressure term by taking the rotational of the first equation of (2). The nondimensional equations [3] are

$$\begin{aligned} \partial_t \Omega + \mathbf{V} \cdot \nabla \Omega &= -\alpha \Omega - \beta V_y + \sqrt{2\alpha} \eta \\ \nabla \mathbf{V} &= 0, \end{aligned} \quad (3)$$

where  $\eta = \nabla \wedge \mathbf{f}$ . Now  $\alpha = L \sqrt{\frac{r^3}{\epsilon}}$  is a nondimensional parameter although we will often refer to it as the “friction”.  $\beta = \sqrt{\frac{r}{\epsilon}} L^2 \beta_d$  is the new nondimensional Coriolis parameter while  $\beta_d$  is the dimensional one. With this rescaling,

$\sqrt{\beta}$  gives approximately the number of jets in the domain. Eq. (3) still has three nondimensional parameters,  $\alpha, \beta$  and  $K$ .  $K$  is the typical wavelength where energy is injected in Fourier space. As  $\beta$  is of order one, the asymptotic regime we consider in the barotropic model is controlled by the friction  $\alpha$  and the wavelength  $K$ . In the present paper, we will be mainly interested in the asymptotic regime where  $K$  is large and  $\alpha$  is very small. This regime is called inertial small scale forcing limit because energy is injected at small scale and is dissipated at the largest scale of the flow. Energy has no time to be dissipated at small scale because friction is vanishing.

The main idea is then to separate the flow  $\mathbf{V}$  in two parts,  $\mathbf{V}(\mathbf{r}, t) = U(y, t) \mathbf{e}_x + \begin{pmatrix} u(\mathbf{r}, t) \\ v(\mathbf{r}, t) \end{pmatrix}$ . The mean velocity  $U \mathbf{e}_x = \langle \mathbf{V} \rangle$  is defined as both the zonal and stochastic average of the velocity field. More precisely, we assume that the mean flow is parallel and we take  $U(y) \mathbf{e}_x = \frac{1}{L_x} \int dx \mathbb{E}[\mathbf{V}(x, y)]$ . In the following, the bracket  $\langle \rangle$  will be used for this zonal and stochastic average. In this paper, we will refer to  $U$  indifferently as the *mean flow* or *zonal flow*. We are left with two coupled equations, one governing the dynamics of the mean flow, the other one describing the evolution of eddies. In the limit where  $\alpha$  is small, it has been proven that fluctuations are of order  $\sqrt{\alpha}$  and thus it is selfconsistent to neglect nonlinear terms in the equation for fluctuations [3]. Using also the incompressibility condition, we obtain the quasilinear model

$$\partial_t U = -\alpha [\partial_y \langle uv \rangle + U] \quad (4)$$

$$\partial_t \omega + U \partial_x \omega + (\beta - U'') v = -\alpha \omega + \eta \quad (5)$$

where we have introduced  $\omega = \partial_x v - \partial_y u = \Delta \psi$ , the vorticity of the fluctuations. Equation (4) shows that the typical time scale for the evolution of the mean flow  $U$  is  $\frac{1}{\alpha}$  which is, following our assumption  $\alpha \ll 1$ , much larger than the time scale for the evolution of eddies. Using this time scale separation, we will consider that  $U$  is a constant field in the second equation (5), and we will always solve  $\omega(t)$  for a given  $U$ . Therefore, the equation for eddies becomes linear because  $U$  is considered as a given field.

We now sketch the strategy we will follow:

- First we solve the linear equation (5) and compute the stationary distribution  $\langle \omega^2 \rangle$  as a function of  $U$ .
- The enstrophy balance for the fluctuations allows us to relate  $\langle \omega^2 \rangle$  to the divergence of the Reynolds stress tensor through the relation  $-\partial_y \langle uv \rangle = \frac{1}{U'' - \beta} [\alpha \langle \omega^2 \rangle - \frac{1}{2} C(0)]$ .  $C$  is the spatial correlation function of the stochastic forcing  $\eta$  and thus  $C(0)$  is the enstrophy injection rate.
- Last we can use this expression to close the first equation (4), and discuss possible stationary profiles  $U$ .

It will be in general not possible to reach the first objective, because  $\langle \omega^2 \rangle$  is a functional of  $U$  for which no simple analytic expression may exist. We have to take advantage of the asymptotic regimes  $\alpha \rightarrow 0$  and  $K \rightarrow \infty$ . When we take those two limits, it is natural to ask whether they commute or not, and which nondimensional parameter will govern the difference between the regime  $\alpha \rightarrow 0$  first and the regime  $K \rightarrow \infty$  first. Our asymptotic calculations show that the key parameter that makes the difference between the limits is the ratio between  $\frac{U''}{K}$  and  $\alpha$ . Taking the limit  $\alpha \rightarrow 0$  first and then  $K \rightarrow \infty$  amounts to saying that  $\frac{U''}{\alpha K}$  is very large.

From a technical point of view, taking the small scale forcing limit  $K \rightarrow \infty$  first is much easier. The idea is to write equation (5) in an integral form using the Green function of the Laplacian, and use the fact that the Green function decreases very fast when  $K$  is large, which implies that the evolution of the flow is local in space. At this stage of the calculation,  $\alpha$  is small but finite, and the expression of the Reynolds stress depends both on  $\alpha$  and on the properties of the stochastic forcing. The complete calculation is quite long and the interested reader will find it in [? ]. We emphasize that as long as  $\alpha$  is kept finite, the Reynolds stress is not at all "universal". The result shows that the Reynolds stress can be expressed analytically as

$$\langle uv \rangle = \frac{1}{2\alpha} \chi \left( \frac{U'}{2\alpha} \right), \quad (6)$$

where the explicit expression of  $\chi$  is a parametric integral and can be found in [? ]. The close equation describing the stationary mean velocity profile  $U$  in this limit is thus  $\frac{U''}{2\alpha} \frac{1}{2\alpha} \chi' \left( \frac{U'}{2\alpha} \right) = -U$ , which can be integrated using a primitive  $X$  of the function  $x \rightarrow x\chi'(x)$  in

$$X \left( \frac{U'}{2\alpha} \right) + \frac{1}{2} U^2 = C^{te}. \quad (7)$$

It is in itself remarkable that for some range of the parameters, the flow of the barotropic quasilinear model can be computed from a Newtonian equation like (7). The function  $X$  can be easily plotted because we have the explicit expression of its derivative. In equation (7),  $X$  plays the role of a potential as if the equation would describe a particle moving in a one-dimensional potential. The only difference is that the roles of  $U$  and  $U'$  are exchanged compared to the role of  $x$  and  $\dot{x}$  for a particle in a potential. The constant in the right-hand side is set by  $U'(0)$  because  $C^{te} = X \left( \frac{U'(0)}{2\alpha} \right)$ . Depending on the value of this constant, there can be one, two or three solutions. The situation is represented on figure (1). If  $C^{te} > X_{max}$ , there is one solution for which  $U$  never vanishes. If  $X_0 < C^{te} < X_{max}$ , there are three possible solutions, one is periodic, the other two diverge. The periodic solution corresponds to  $\frac{U'}{2\alpha}$  confined in the well of  $X$ . In that case the flow is periodic and the solution exchanges kinetic energy in the term  $\frac{1}{2}U^2$  with potential

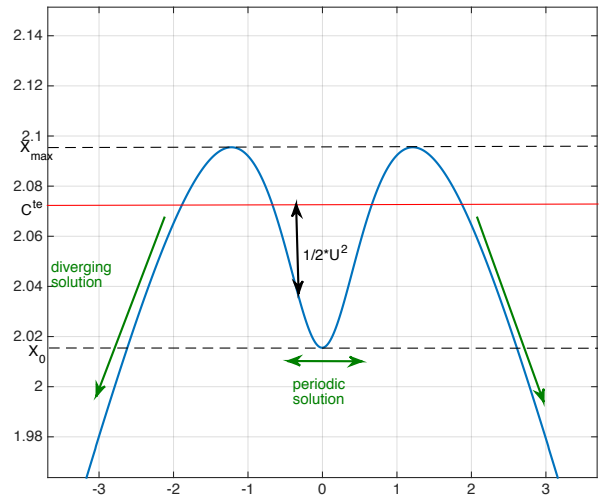


FIG. 1. In the limit of small scale forcing, the mean flow can be computed analytically from the Newtonian equation (7). We show here that the situation is analogous to a particle moving in the one-dimensional potential displayed by the blue curve. Depending on the value of the constant of motion, the solution can be regular and periodic, or diverges.

energy  $X \left( \frac{U'}{2\alpha} \right)$ . This situation is analogous to the case where the particle moves in a confining potential. Outside the well, the solutions are diverging, one corresponds to an increasing  $U$  and the other to a decreasing  $U$ . If finally  $C^{te} < X_0$  only diverging solutions remain possible.

If we now take the limit of vanishing  $\alpha$  in expression (6), a straightforward calculation using the explicit expression of  $\chi$  (given in [? ]) allows us to recover the "universal" expression for the Reynolds stress because  $U' \langle uv \rangle \xrightarrow{\alpha \rightarrow 0} 1$  which writes in the dimensional form

$$U' \langle uv \rangle \xrightarrow{r \rightarrow 0} \epsilon, \quad (8)$$

everywhere in the flow. The physical interpretation of the limiting case (8) is very enlightening. When we write separately the energy balance for the mean flow and for the fluctuations, we find that the term  $U' \langle uv \rangle$  can be interpreted as the rate of energy transferred from small scale to large scale. The asymptotic expression (8) is consistent: with the limit of large  $K$ , the evolution of eddies becomes local. Everything works as if the perturbation only sees a region of width  $\frac{1}{K}$  around itself, and thus the different parts of the flow are decoupled. The other limit of small  $\alpha$  forces the energy to go to the large scale to be dissipated because the dissipation at small scales becomes negligible.

Before discussing the range of validity of (8), let us study the other limit where  $\alpha$  goes to zero first. The techniques used in this second case are very different than the previous case of small scale forcing. The calculation involves Laplace transform tools that were first used in [1] to study the asymptotic stability of the linearized Eu-

ler equations. In the limit  $\alpha$  goes to zero, we show in [?] how we can derive the relation between the Reynolds stress divergence to the long time behavior of a disturbance  $\omega(y, 0)$  carried by a mean flow  $U(y)$ . This is an old problem in hydrodynamics, one has to solve the celebrated Rayleigh equation for the stream function, with an inhomogeneous term on the right hand side

$$\left(\frac{d^2}{dy^2} - k^2\right) \varphi_\delta(y, c) + \frac{\beta - U''(y)}{U(y) - c - i\delta} \varphi_\delta(y, c) = \frac{\omega(y, 0)}{ik(U(y) - c - i\delta)}, \quad (9)$$

where  $\varphi_\delta(c) := \int_0^\infty dt \psi(y, t) e^{-ik(c+i\delta)t}$  is the Laplace transform of the stream function, and  $k$  is the  $x$ -component of the wavevector. Involved computations are then required to give the explicit expression of the Reynolds stress in the inertial small scale forcing limit. Let us just mention that the difficulty comes from the fact that we have to take the limit  $\delta \rightarrow 0$  first in equation (9) before  $K \rightarrow \infty$ . Then we can relate  $\omega(y, \infty)$  to the Laplace transform  $\varphi_\delta$  taken at  $\delta = 0$ . Again, the asymptotic expansion for  $\varphi$  requires the condition that  $\frac{KU'}{U''}$  is large. Therefore, there exists a small region of size  $\frac{1}{K}$  around the maximum where the asymptotic expansion breaks down. In the outer region away from the extrema, we recover the expression  $U' \langle uv \rangle = \epsilon$  in the limit  $\alpha \rightarrow 0$  first and  $K \rightarrow \infty$ . For strictly monotonic velocity profiles  $U$ , we conclude that the inertial limit and the small scale forcing limit commute and the universal expression (1) is expected to be valid.

Using expression (1) for the Reynolds stress, we can solve equation (4) for the stationary profile. It writes

$$\frac{d}{dy} \left( \frac{\epsilon}{U'} \right) + U = 0. \quad (10)$$

Whatever the value of the free parameter  $U'(0)$ , all profiles  $U$  are diverging in finite length. An example of such a profile  $U$  is given on figure (2). In red, we have plotted different solutions of equation (10) together such that the mean velocity profile  $U$  is composed of many diverging jets. In blue, we have drawn at hand what we expect qualitatively from a real velocity profile. An example of a real profile obtained by numerical simulations in [4] is displayed at the bottom. In particular, we observe that both divergences are regularized, by a cusp at the maximal velocity, and by a parabolic profile at the minimal velocity. The plot of  $\beta - U''$  in green shows that the Rayleigh-Kuo criterion of stability is never violated in the flow.

A look at figure (2) will convince the reader that the universal expression (1) for the Reynolds stress is not sufficient to understand the stationary state of a jet. Not only does expression (1) predicts diverging mean velocity profiles, which is not physical, but it also predicts a symmetric shape for eastward jets and westward jets whereas the observed profiles are fully asymmetric. To construct a consistent global theory of the stationary state of zonal jets, we have to answer the following questions: how is velocity profile regularized to create a cusp at the eastward extremum, and which phenomenon breaks the symmetry

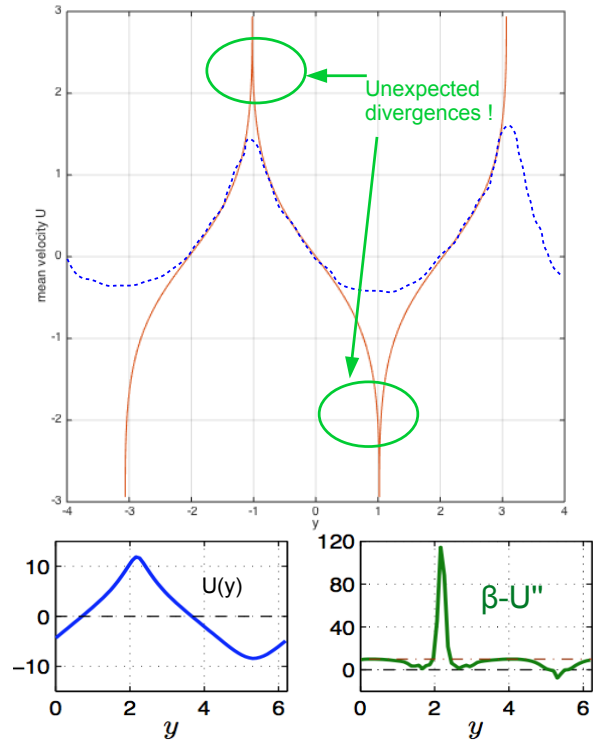


FIG. 2. Top figure: Jet profiles obtained as an analytic solution of (10) (red curve) together with a qualitative real velocity profile (blue curve). Bottom figure: Real velocity profile obtained in numerical simulations [4]. The analytic solution for  $U$  has divergences at the extrema that are regularized by a cusp at the eastward jet and a parabola at the westward jet.

between eastward jets and westward jets. It is the second aim of this paper to answer these two questions.

Numerical simulations like the one performed on the bottom of figure (2) show that the mean velocity profile is regularized at a very small scale at its maximum. As we explained already previously, there exists a region of typical size  $\frac{1}{K}$  around the maximum where the asymptotic expansion for the Reynolds stress breaks down. It is thus natural to expect that the cusp scales like  $\frac{1}{K}$  and we choose the ansatz  $\tilde{U}(y) := U\left(\frac{y}{K}\right)$ . The scaling in  $\frac{1}{K}$  implies that the ratio  $\frac{U''}{K\alpha}$  is very large at the cusp because  $U'' \propto K^2$ . The relevant equation we have to use to describe the cusp is the inhomogeneous Rayleigh equation (9) we were using previously to compute the Reynolds stress in the limit of vanishing  $\alpha$ . If we put the ansatz  $\tilde{U}$  in (9) and consider the limit of large  $K$ , we are left with

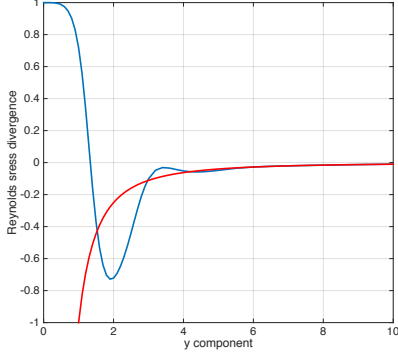


FIG. 3. The Reynolds stress divergence  $-\partial_y \langle uv \rangle$  (blue curve) computed for a parabolic profile  $\tilde{U}(y) = -\frac{y^2}{2}$  around its maximum  $y = 0$ . It is satisfying to observe that the red curve  $\frac{\tilde{U}''}{\tilde{U}^2}$  matches the blue curve for large  $y$  according to the universal expression (1).

the equation

$$\left( \frac{d^2}{dy^2} - \tan^2 \theta \right) \varphi_\delta(y, c) - \frac{\tilde{U}'''(y)}{\tilde{U}(y) - c - i\delta} \varphi_\delta(y, c) = \frac{e^{i \sin \theta y}}{\tilde{U}(y) - c - i\delta}, \quad (11)$$

where  $\cos \theta = \frac{k}{K}$ . The solution of this equation with  $\delta \rightarrow 0$  gives us the Laplace transform of the stream function with which we can express the Reynolds stress. The reader would surely have realized that the  $\beta$ -effect disappears completely of the equation of the cusp. In our hydrodynamic equations, the curvature  $U''$  and  $\beta$  have similar effects. In the region of the cusp, the curvature is so large that it overcomes completely the  $\beta$ -effect, as can be seen on the green curve of figure (2). Equation (11) together with the equations linking the Reynolds stress with  $\varphi$  have a numerical solution, which proves that our scaling  $\tilde{U}(y) := U\left(\frac{y}{K}\right)$  is self-consistent. This solution can not be expressed analytically and depends on the Fourier spectrum of the stochastic forcing. An example of a numerical integration of the Reynolds stress divergence  $-\partial_y \langle uv \rangle$  for the cusp is displayed on figure (3) for  $\tilde{U}(y) = -\frac{y^2}{2}$  and a stochastic forcing with a semi annular Fourier spectrum where  $\theta$  ranges between  $-\frac{\pi}{3}$  and  $\frac{\pi}{3}$ . On figure (3), the red curve is the asymptote  $\frac{\tilde{U}''}{\tilde{U}^2}$  obtained from formula (1) with  $\epsilon = 1$ . When a jet is in a stationary state, the cusp profile joins smoothly the outer region of the jet where the universal result (1) is valid.

Another physical phenomenon at the maximum of the jet is called “depletion at the stationary streamlines” and has first been observed in [1]. It means that at latitudes where the mean flow has an extremum  $U' = 0$ , any vorticity perturbation of the flow  $\omega_0$  has to asymptotically vanish with time. One main consequence of this phenomenon is another type of “universal relation” relating the curvature of the cusp with the maximal velocity.

With dimensional fields, it writes

$$U(y_{cr}) = -\frac{\epsilon K^2}{r U''(y_{cr})}, \quad (12)$$

where  $y_{cr}$  is the latitude of the extremum. From this relation we learn that, even if the velocity profile of the cusp is not universal, the maximal curvature of the profile satisfies a universal relation, and it would therefore be very interesting to check it in full numerical simulations with different types of forcing spectra.

As we saw in the case of eastward jets, the parameter  $\beta$  disappears from the equations when we try to compute the equilibrium profile in the limit  $K \rightarrow \infty$ , because the  $\beta$  effect becomes irrelevant at scale  $\frac{1}{K}$ . Using this approach, we could expect the jet to be symmetric with respect to the transformation  $U \rightarrow -U$ . At a formal level, nothing in the equations we considered seems to make any difference between the eastward part of a jet and its westward part. However, if we look at the jet on the bottom of figure (2), we see a clear asymmetry between eastward and westward jets. The Rayleigh-Kuo criterion of stability, that states that  $\beta - U''$  cannot change sign in the flow, seems to be satisfied. The Rayleigh-Kuo criterion is a sufficient condition for the flow to be hydrodynamically stable, not a necessary one. If the Rayleigh-Kuo criterion is violated, an hydrodynamic instability may or may not develop in the flow, and there are examples of stable velocity profiles for which  $\beta - U''$  changes sign. In our context, it is very natural to expect that the growth of the westward jet is stopped by an hydrodynamic instability as soon as the curvature of the jet becomes larger than  $\beta$ . A careful analysis of the Reynolds stress divergence for a parabolic mean velocity profile - which we do not report here - shows furthermore that the mean velocity is disturbed at its minimum and that the curvature of the jet tends locally to cross the value  $\beta$ .

To check our hypothesis that a hydrodynamic instability might develop at the extremum of the westward jet, we performed a numerical simulation. With a matlab routine, we solved the homogeneous PDE for a perturbation carried by a mean flow

$$\partial_t \omega + ikU\omega + ik(\beta - U'')\psi = 0.$$

We chose a parabolic mean velocity with a small perturbation at its minimum  $U(y) = \gamma \frac{y^2}{2} - \eta e^{-\frac{y^2}{\sigma^2}}$ . The main curvature  $\gamma$  is chosen to be slightly smaller than  $\beta$ , and we performed simulations using different values of  $\eta$  and  $\sigma$ . The result of one of those simulations is displayed on figure (4). The red curve shows the Rayleigh-Kuo criterion  $\beta - U''$  which is locally violated around  $y = 0$ . The blue curve shows the amplitude of the perturbation  $|\omega^2(y, t)| - 1$  from which we can then express the Reynolds stress divergence. We check that the growth rate of the perturbation is indeed exponential with time with a complex rate  $c$ .

In this paper we gave a global consistent picture of how a zonal jet is sustained in a steady state through continuous energy transfer from small scale to large scale. In



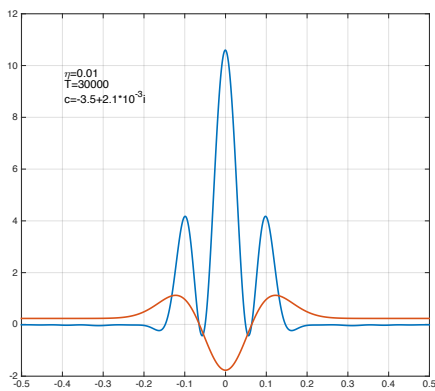


FIG. 4. Amplitude of the perturbation  $|\omega^2(y, t)| - 1$  (blue curve) carried by a mean flow  $U$ . The Rayleigh-Kuo criterion  $\beta - U''$  is displayed in red. The simulation shows that the perturbation grows exponentially with the complex rate  $c$ .

the limit of vanishing friction and small scale forcing, we proved that the Reynolds stress has a universal expression (1). A semi analytic study of the eastward jet gave us another type of universal relation for the maximal curvature (12). We also explained that the asymmetry between eastward and westward jet comes from the fact that the Rayleigh-Kuo criterion of stability cannot be violated and that an hydrodynamic instability stops the growth of the westward jet. Extension and generalizations of our approach can be foreseen for other geometries (on the sphere), for more comprehensive quasi-geostrophic models of atmosphere jets, and for classes of flows dominated by a strong mean jet, for instance in some instances of boundary layer theory.

We thank P. Ioannou for interesting discussion during the preliminary stage of this work. The research leading to these results has received funding from the European Research Council under the European Union's seventh Framework Program (FP7/2007-2013 Grant Agreement No. 616811).

- 
- [1] F. Bouchet and H. Morita. Large time behavior and asymptotic stability of the 2D Euler and linearized Euler equations. *Physica D Nonlinear Phenomena*, 239:948–966, June 2010.
  - [2] F Bouchet and E Woillez. see supplement material available online for the computation of the reynolds stress divergence in the inertial small scale forcing limit. *PRL*, 2016.
  - [3] Freddy Bouchet, Cesare Nardini, and Tomás Tangarife. Kinetic theory of jet dynamics in the stochastic barotropic and 2d navier-stokes equations. *Journal of Statistical Physics*, 153(4):572–625, 2013.
  - [4] Navid C Constantinou. Formation of large-scale structures by turbulence in rotating planets. *arXiv preprint arXiv:1503.07644*, 2015.
  - [5] PH Diamond, SI Itoh, K Itoh, and TS Hahm. Zonal flows in plasma review. *Plasma Physics and Controlled Fusion*, 47(5):R35, 2005.
  - [6] DHE Dubin and TM ONeil. Two-dimensional guiding-center transport of a pure electron plasma. *Physical review letters*, 60(13):1286, 1988.
  - [7] Gregory Falkovich. Interaction between mean flow and turbulence in two dimensions. In *Proc. R. Soc. A*, volume 472, page 20160287. The Royal Society, 2016.
  - [8] Brian F Farrell and Petros J Ioannou. Structural stability of turbulent jets. *Journal of the atmospheric sciences*, 60(17):2101–2118, 2003.
  - [9] Boris Galperin, Roland MB Young, Semion Sukoriansky, Nadejda Dikovskaya, Peter L Read, Andrew J Lancaster, and David Armstrong. Cassini observations reveal a regime of zonostrophic macroturbulence on jupiter. *Icarus*, 229:295–320, 2014.
  - [10] L.D. Landau and E.M. Lifshitz. *Fluid Mechanics*. Number vol. 6. Elsevier Science, 2013.
  - [11] Jason Laurie, Guido Boffetta, Gregory Falkovich, Igor Kolokolov, and Vladimir Lebedev. Universal profile of the vortex condensate in two-dimensional turbulence. *Physical review letters*, 113(25):254503, 2014.
  - [12] JB Marston, E Conover, and Tapio Schneider. Statistics of an unstable barotropic jet from a cumulant expansion. *Journal of Atmospheric Sciences*, 65:1955, 2008.
  - [13] Jérôme Paret and Patrick Tabeling. Experimental observation of the two-dimensional inverse energy cascade. *Physical review letters*, 79(21):4162, 1997.
  - [14] Stephen B Pope. Turbulent flows, 2001.
  - [15] Carolyn C Porco, Robert A West, Alfred McEwen, Anthony D Del Genio, Andrew P Ingersoll, Peter Thomas, Steve Squyres, Luke Dones, Carl D Murray, Torrence V Johnson, et al. Cassini imaging of jupiter's atmosphere, satellites, and rings. *Science*, 299(5612):1541–1547, 2003.
  - [16] Colette Salyk, Andrew P Ingersoll, Jean Lorre, Ashwin Vasavada, and Anthony D Del Genio. Interaction between eddies and mean flow in jupiter's atmosphere: Analysis of cassini imaging data. *Icarus*, 185(2):430–442, 2006.
  - [17] J Sommeria. Experimental study of the two-dimensional inverse energy cascade in a square box. *Journal of fluid mechanics*, 170:139–168, 1986.
  - [18] Kaushik Srinivasan and WR Young. Reynolds stress and eddy diffusivity of  $\beta$ -plane shear flows. *Journal of the Atmospheric Sciences*, 71(6):2169–2185, 2014.