

Detecting topological superconductivity using the Shapiro steps

Jay D. Sau¹ and F. Setiawan¹

¹*Condensed Matter Theory Center and Joint Quantum Institute,
Department of Physics, University of Maryland, College Park, Maryland 20742, USA*

(Dated: July 28, 2022)

The fractional Josephson effect has been observed in many instances as a signature of a topological superconducting state containing zero-energy Majorana modes. However, it has been suggested that such a fractional Josephson effect might occur in non-topological systems. Here, we apply a scattering matrix-based noise formalism to calculate the fractional ac Josephson effect in one such non-topological scenario that may occur generically in semiconductor-based Josephson junctions. We find that the presence of a weakly coupled resonant impurity bound state in a semiconductor in the vicinity of a highly transparent channel produces a nearly topological fractional Josephson effect similar to Majorana modes. The Josephson effect signature for Majorana modes become distinct from this non-topological scenario only at low frequency. We argue that a variant of the fractional Josephson effect, namely the doubled Shapiro step, which can be performed at lower frequency and will generically appear in topological superconductors, can provide a more reliable signature of the topological superconducting state.

PACS numbers: 74.45.+c, 03.67.Lx, 05.40.Ca, 71.10.Pm

Superconductors supporting Majorana zero modes (MZMs)[1–4] at defects provide one of the simplest examples of topological superconductors (TSs) [5, 6]. In fact, a number of proposals [7–12] to realize such MZMs have met with considerable success [13–18]. Such systems containing MZMs are particularly interesting [19–25] because of the topologically degenerate Hilbert space and non-Abelian statistics associated with them that make such MZMs useful for realizing topological quantum computation [26]. While preliminary evidence for MZMs have already been observed [13–18, 27–31], confirmatory signatures of the topological nature of MZMs are still lacking.

One of the characteristic signatures of a topological phase is the existence of topological pumping [32–34], which takes the form of a fermion parity anomaly in the topological superconducting phase [2]. The fermion parity anomaly in a TS manifests itself as a change in the local fermion parity of the Josephson junction (JJ) when the superconducting phase of the left superconductor ϕ of the JJ in one-dimensional TSs shown in Fig. 1(a) winds adiabatically by $\delta\phi = 2\pi$. The fermion parity anomaly is a direct signature of the bulk topological invariant that characterizes TSs that support MZMs [3]. The fermion parity anomaly in the TS may be detected from the resulting 4π -periodic component in the current-phase relation of the topological JJ [3, 35]. Changing the phase ϕ by 2π changes the fermion parity of the junction. As a result, the fermion parity of the junction is 4π periodic. Since the supercurrent is dependent on the state of the junction, including its fermion parity, the current-phase relation is also 4π periodic. In equilibrium, one expects all variables other than the fermion parity to relax to the ground state so that the 4π -periodic current-phase relation should be a definitive evidence for the bulk topolog-

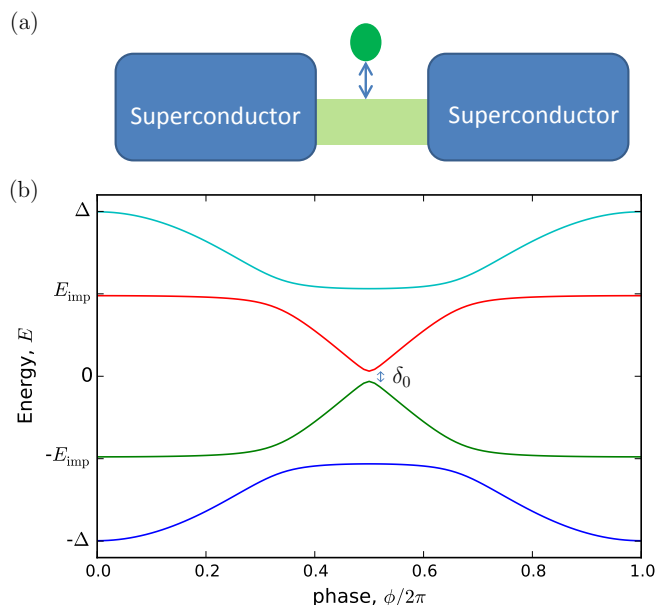


FIG. 1: (Color online) (a) JJ configuration showing FAJE consists of a high transparency channel connecting two superconductors. The channel is tunnel coupled to an impurity bound state (shown as a disc adjoining wire). (b) Computed Andreev bound state spectrum for setup in (a) shows a weakly avoided crossing at $E = 0$ and a gap to higher energy states generated by a larger avoided crossing with the flat impurity state. The weakly avoided crossing can lead to an FAJE at finite voltages.

ical superconducting phase.

The 4π -periodic current-phase relation can be detected using the fractional ac Josephson effect (FAJE). The FAJE involves applying a finite dc voltage V across the junction so that the superconducting phase across the junction varies in time as $\phi(t) = \Omega_J t$ [36]. Here $\Omega_J = V$

is the Josephson frequency, where we have set $\hbar = 1$ and the charge of the Cooper pair $2e = 1$. The 4π -periodic current-phase relation characteristic of a topological JJ results in a current that has a component at half the Josephson frequency, i.e., at $\omega = \Omega_J/2$ instead of $\omega = \Omega_J$ characteristic of conventional JJs [3, 11, 12, 34, 35, 37]. In principle, the resulting ac current may be detected by a measurement of the radiation emitted from the junction [38, 39]. However, the radiated signal from an FAJE might have weak power because of the low critical current of the topological JJ and impedance mismatch to the environment. Therefore, it is often more convenient to perform what is essentially the inverse of the ac Josephson measurement where the system is driven by an ac current and the dc voltage is measured. The resulting dc voltage is known for a conventional JJ to have steps of size $\delta V = \Omega_J$ as a function of the bias current, which are referred to as Shapiro steps [36]. In the case of topological JJs, these Shapiro steps in voltage have been numerically found to have dc voltage doubled steps of size $\delta V = 2\Omega_J$ [40].

Interestingly, evidence for both the FAJE [39] and doubled Shapiro steps [41–43] have been seen in TSs that are expected to support MZMs. However, there is evidence that such signatures might appear in non-topological systems as well. For example, both the signatures seem to also appear in the TS experiments when the devices are not in the topological parameter regime [39, 42–44]. In addition, the FAJE and doubled Shapiro steps are known (both experimentally [38] and theoretically [45]) to arise from Landau-Zener (LZ) processes in certain ranges of frequency. In fact, for an appropriate Hamiltonian, the LZ processes can support any integer periodicity in the phase variable [46]. Avoiding such LZ processes might require particularly low frequencies in low-noise systems with multiple MZMs [47]. Finally, the period-doubling transition seen in certain JJ systems is another alternative source of half-frequency Josephson currents [48]. Despite these examples, it can be shown that a JJ that is maintained in equilibrium demonstrates 4π periodicity in the critical current of the TS [2, 3] and 2π periodicity in the conventional case [49]. This suggests that the fractional ac Josephson experiment should be performed in the dc limit. However, the MZM overlap can lead to a violation of the local fermion parity leading to a low-frequency limit for the experiment [50–53]. In principle, this can be eliminated by using ring-shaped wires, which nevertheless is difficult to engineer in a robust topological way [37, 54]. Another limitation on the lower bound on the frequency is quasiparticle poisoning [11, 34]. While this can in principle be removed by adding charging energy to the superconductors [37, 54, 55], this requires the absence of any low-energy bound states in the system. Thus, the FAJE distinguishes itself from spurious frequency doublings such as LZ and period-doubling transition, through the parametrically wide range of frequen-

cies bounded from above by the superconducting gap and from below by the quasiparticle poisoning rate and MZM overlap that become vanishingly small in ideal systems.

In this Letter, we start by discussing a relatively generic model of a resonant impurity coupled to a JJ [shown in Fig. 1(a)], which has a weakly avoided crossing in the energy spectrum as a function of phase [see Fig. 1(b)]. We use a scattering-matrix analysis of this model to argue that this relatively generic situation can lead to an FAJE over a frequency range of a factor of a few even in the absence of any TS. This makes it clear that it is important to be able to go to ultra-low MHz frequencies in such measurements. Shapiro steps provide the setup where such a large range of frequencies spanning three orders of magnitudes (MHz-GHz) are possible [56]. Finally, we show rigorously that the doubled Shapiro steps are guaranteed to appear in a specific limit of the overdamped driven measurements of topological JJs.

Let us now see how an FAJE can occur in a non-topological setup such as the setup in Fig. 1(a). For simplicity, we consider the superconductors to be *s*-wave with a highly transparent normal channel in between. Such a highly transparent channel supports Andreev bound states (ABSs) in the junction that cross zero energy when the phase difference ϕ crosses $\phi = \pi$ [57]. In general, such ABSs (with spectrum shown in Fig. 1(b)) connect to the continuum at $\phi = 0, 2\pi$ leading to a low frequency dissipation [58]. Therefore, the presence of a high transparency channel is not enough to induce an FAJE. However, the presence of a weakly coupled resonant impurity level, which can arise in a disordered normal region from charge impurities, can lead to a large anticrossing at finite energy as seen in Fig. 1(b). The resulting anticrossing serves to separate the ABSs from the continuum. Furthermore, if the impurity energy is away from zero energy, the scattering from the impurity opens a gap that is small compared to the gap opened at the avoided crossing.

The isolation of the pair of ABSs from the continuum is the key to an intuitive understanding of the finite-frequency current resulting from an applied voltage V to the JJ, which causes the phase to change according to $\phi(t) = Vt$. For voltages that are small compared to the avoided crossing, the quasiparticle dynamics remains restricted to the ABSs closest to the zero energy [see Fig. 1(b)]. On the other hand, if the gap at zero energy δ_0 in the ABS spectrum of Fig. 1(b) is much smaller than the voltage, quasiparticles may be expected to cross over the gap from $E < 0$ to $E > 0$ through an LZ process as ϕ changes from $\phi = 0$ to $\phi = 2\pi$. Such quasiparticle excitations would go back from $E > 0$ to $E < 0$ over the next cycle of $\phi = 2\pi$ to $\phi = 4\pi$. Most of the quasiparticles would then return to $E < 0$ as the phase ϕ varies over from 0 to 4π . The supercurrent $I(\phi)$ carried by the junction is related to the ABS energy by $I(\phi) \sim \partial_\phi E(\phi)$

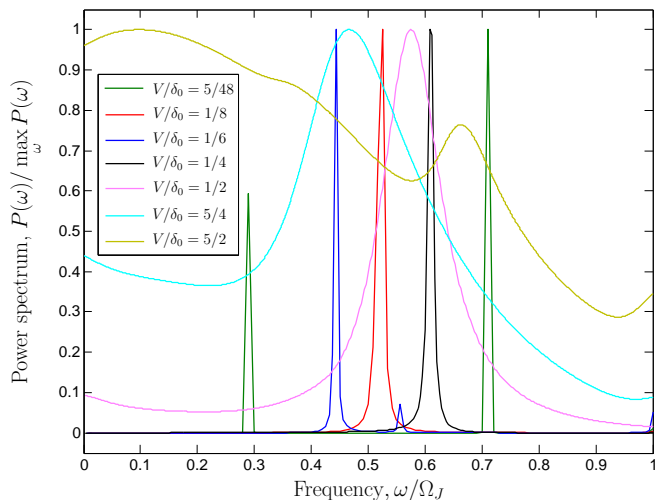


FIG. 2: (Color online) Power radiated $P(\omega)$ as a function of frequency ω/Ω_J for different ratios of the applied voltage V relative to the zero-energy gap δ_0 . The power spectrum $P(\omega)$ shows a fractional ac Josephson peak at $\omega = \Omega_J/2$ for a range of values of V/δ_0 . The peak broadens out at higher voltages and shifts towards a more conventional peak at $\omega = \Omega_J$ at lower frequency (while becoming smaller). $P(\omega)$ has been rescaled so that all peaks are clearly visible.

and therefore would also be 4π periodic with the phase ϕ . This is expected to appear as a peak in the radiation spectrum from the current at a frequency of $\omega = \Omega_J/2$ instead of the usual Josephson frequency $\omega = \Omega_J$ peak. We would like to emphasize that while the LZ process has been shown to lead to an FAJE in other nontopological scenarios [38, 45] and is key to the realization of the FAJE also in the TS [50, 51], the present scenario is more generic than the previous non-topological one requiring only the coexistence of a highly transparent channel in a JJ (as seen in recent measurements of ABS spectra [59]) and a weakly coupled impurity bound state. Such a coexistence is possible in a multichannel semiconductor JJ with a spatially varying density as is the case of many of the recent experiments [39, 41–43].

At any finite voltage V , the occupation of an ABS can fluctuate due to excitations out of the bulk gap (via multiple Andreev reflections [58, 60]). This leads to fluctuations of the local fermion parity because of which, the fractional Josephson contribution is subject to random fluctuations and can only appear in the noise spectrum of the current [52, 53]. To assess the range of voltage over which the JJ shown in Fig. 1(a) exhibits an FAJE, we compute the noise spectrum of the current

$$P(\omega) = \int d\tau e^{i\omega\tau} [\langle I(t)I(t+\tau) \rangle - \langle I(t) \rangle \langle I(t+\tau) \rangle], \quad (1)$$

where $\langle \dots \rangle$ denotes the averaging over time t . The current [58] and its noise spectrum [52, 53] can be computed by considering the scattering of quasiparticles between

the superconducting leads, which are at different voltages. This approach has the advantage of including the contribution of not only the low-energy ABSs but also all bound and scattering states in the junction. We have expanded this formalism to apply to Andreev reflections from general superconductors that might be computed numerically using Kwant [61, 62]. The resulting power spectrum $P(\omega)$ is plotted against the frequency scaled by the Josephson frequency, i.e., ω/Ω_J in Fig. 2 for various voltages for the system depicted in Fig. 1(a) with the spectrum shown in Fig. 1(b). The power spectrum at high voltages is quite broad, which becomes narrower at lower frequency and develops peaks in the vicinity of $\omega/\Omega_J = 1/2$ before splitting off to different values. The high-frequency spectrum is also several orders smaller in magnitude, which is expected in the adiabatic limit when fluctuations in the ABS occupation are small. While some of the peaks appear to move away from the ideal fractional value and come back, this might be difficult to resolve at a high level of broadening arising from nearby energy states and circuit-noise induced broadening.

It is clear from Fig. 2 that distinguishing a bona-fide TS from an LZ-type mechanism induced by resonant bound states requires high quality TS devices and low-frequency measurements. The FAJE is difficult to measure because the result of the measurement is a small oscillating current. An experimentally simpler approach to detecting the FAJE is to detect Shapiro steps [36]. Such Shapiro step measurements have been performed up to MHz frequencies and corresponding nanovolts [56]. In the Shapiro step experiment, a JJ shunted with a resistance R is biased with a time-varying current $I_{\text{bias}}(t) = I_{\text{dc}} + I_{\text{ac}} \cos(\Omega_J t)$ where I_{dc} and I_{ac} are dc and ac bias currents, respectively. In the limit of sufficiently low frequency Ω_J , we can ignore the quantum fluctuations of the current and the Josephson current $I_J(\phi(t))$ can be taken to be the equilibrium value apart from the local fermion parity constraint. Furthermore, assuming that the shunt resistance R is small enough to allow the JJ to be overdamped, the equation of motion for $\phi(t)$ for the resistively shunted JJ takes the standard form [36]

$$\frac{d\phi}{dt} = R[I_{\text{bias}}(t) - I_J(\phi(t))]. \quad (2)$$

For the illustration purposes, we will choose a simple case of $I_J(\phi) = I_0 \cos(2\pi\phi) + I_{\text{top}} \cos(\pi\phi)$. However, our results hold generally and do not depend on this parameter choice as is proven by the analytic arguments in Ref. [63]. The dc voltage V across the JJ is calculated by considering the average change of the phase

$$V = \lim_{t \rightarrow \infty} \frac{\phi(t) - \phi(0)}{t}, \quad (3)$$

where the limit is computed by choosing a sufficiently long simulation time for Eq. 2.

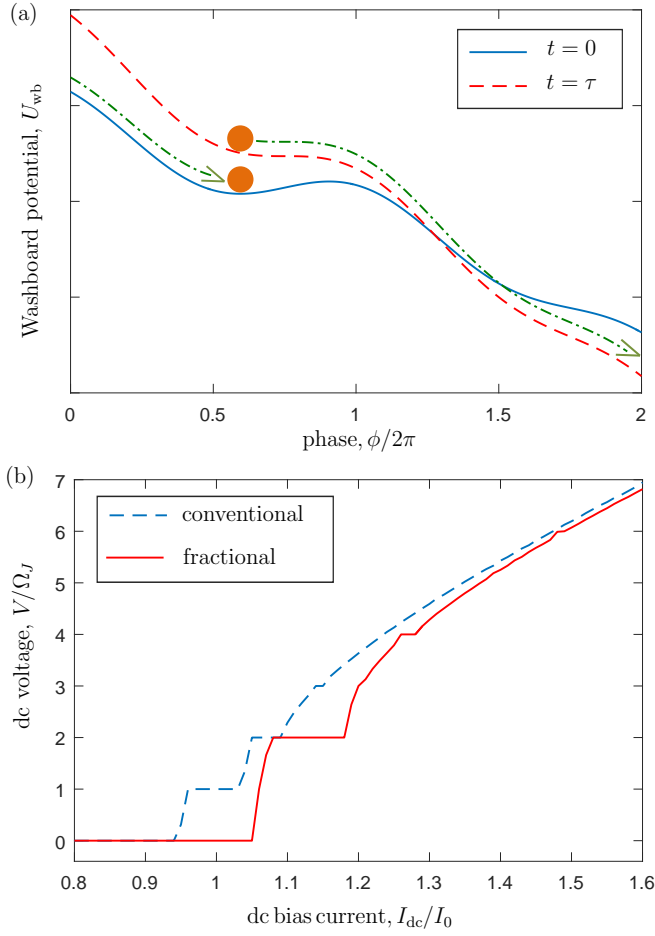


FIG. 3: (Color online) (a) Schematic of a phase particle (orange disc) on a tilted washboard potential that describes the phase dynamics in an overdamped JJ. As the bias current increases from $t = 0$ to $t = \tau$, the phase particle is released from the local minimum and traverses the trajectory along the green dash-dot arrow, travels by more than $\phi = 2\pi$ since there is no local minimum there (for the TS case shown here) and stops when the current bias is back to its value at $t = 0$ and the phase particle has travelled by 4π . This corresponds to a voltage step of $2U_J$. (b) Shapiro step calculated numerically for a putative fractional Josephson system shows doubled Shapiro steps (see also Ref. 40) as opposed to a conventional system with all integer Shapiro steps for an overdamped JJ. Here $I_{ac} = 0.1I_0$, $R = 25$, $I_{top} = 0.15I_0$ (for fractional), and $I_{top} = 0$ (for conventional).

We will now show that overdamped JJs constructed out of TSs are generically characterized by a doubled Shapiro step in the strongly overdamped and low-frequency limit (i.e., $\Omega_J/I_J R \ll 1$). The dynamics of $\phi(t)$ described by Eq. 2 can be understood simply by an analogy of a “phase particle” rolling down a washboard potential according to the equation $\phi(t) = -\partial_\phi U_{wb}(\phi, t)$, where the washboard potential is written as $U_{wb} = -R[I_{bias}(t)\phi - \int d\phi I_J(\phi)]$. As seen in Fig. 3(a), because of the ac drive, the potential $U_{wb}(\phi, t)$ varies in time with

local minima at each cycle when $\phi(t) = \phi_0$ such that

$$I_{bias}(t) - I_J(\phi_0) = 0. \quad (4)$$

In the adiabatic limit (i.e., $\Omega_J/I_J R \ll 1$), one can show that the phase particle approaches the minimum of the washboard potential exponentially in time once every period of the drive. This leads to a well-defined voltage that appears as a sharp plateau in the Shapiro steps [63].

Let us for now assume that [63] the phase particle approaches a minimum of U_{wb} during the time interval when such exists. In the conventional case of a 2π -periodic function I_J , this can occur once in a 2π period provided the critical current $I_{J,max} > (I_{dc} - I_{ac})$. This will certainly occur if I_{dc} is small enough. In addition, if $I_{dc} > (I_{J,max} - I_{ac})$, then there will be a range of time when U_{wb} has no minimum and the adiabatic solution breaks down. In this case, $\phi(t)$ will wind by a multiple of 2π and collapse to ϕ_0 after a winding of $2\pi n$. The result is that an integer voltage appears across the JJ. In the case of a topological JJ, the current-phase relation $I_J(\phi)$ has a 4π -periodic component and one can define two critical currents $I_{J,max}$ and $I'_{J,max}$, one associated with the range $\phi \in [4n\pi, (4n+2)\pi]$ and the other in the range $\phi \in [(4n-2)\pi, 4n\pi]$. In our simple model $I_{J,max}, I'_{J,max} = I_0 \pm I_{top}$. As in the conventional case, the dc bias current must satisfy $I_{dc} > (I_{J,max} - I_{ac})$ (assuming $I_{J,max} > I'_{J,max}$) to exit the zero-voltage state even in the TS case. On the other hand, if $2I_{ac} < (I_{J,max} - I'_{J,max})$ then $I_{dc} > I'_{J,max} + I_{ac}$ so that the phase particle can not stop at one half of the minima. This leads to a doubled voltage step for the topological case as seen from the numerical solution of Eq. 2 [see Fig. 3(b)].

In summary, we have shown that while the FAJE can be viewed as a smoking gun for the TS with MZMs, a detailed study of the frequency dependence of the FAJE is necessary before concluding a system to have realized the TS. We have shown this by considering a relatively generic model of a high transparency channel in a JJ coupled weakly to a resonant impurity. By computing the fractional ac Josephson spectrum, we find that this model would show a half-frequency peak quite generically, similar to the TS case with MZMs. On the other hand, TSs are expected to show this over a parameterically larger range of frequency. We argue that current-phase relation over such a range of frequency, particularly at the low-frequency end is better studied by considering the Shapiro step experiment. We present a way of understanding the Shapiro step experiment in terms of the tilted washboard potential that guarantees that the necessary and sufficient condition for the existence of doubled Shapiro steps in the low-frequency limit is that the JJ is formed from a TS. Thus, low-frequency Shapiro steps which have been demonstrated in conventional systems can serve as a smoking gun for MZMs.

This work is supported by Microsoft Station Q, Sloan Research Fellowship, NSF CAREER Award and JQI-

NSF-PFC. We acknowledge enlightening discussions with Anton Akhmerov, Julia Meyer, Leo Kouwenhoven, Attila Geresdi, Yuli Nazarov, Chang-Yu Hou, Sergey Frolov and Roman Lutchyn in the course of this work. We thank Ramón Aguado for having pointed out several important references that are relevant to this work. J. D. S. is grateful to the Aspen Center for Physics where part of this work was completed.

-
- [1] M. Salomaa and G. Volovik, *Physical Review B* **37**, 9298 (1988).
 - [2] N. Read and D. Green, *Physical Review B* **61**, 10267 (2000).
 - [3] A. Y. Kitaev, *Physics-Uspekhi* **44**, 131 (2001).
 - [4] K. Sengupta, I. Žutić, H.-J. Kwon, V. M. Yakovenko, and S. D. Sarma, *Physical Review B* **63**, 144531 (2001).
 - [5] A. P. Schnyder, S. Ryu, A. Furusaki, and A. W. Ludwig, *Physical Review B* **78**, 195125 (2008).
 - [6] A. Y. Kitaev, *AIP Conf. Proc.* **1134**, 22 (2009).
 - [7] L. Fu and C. L. Kane, *Physical review letters* **100**, 096407 (2008).
 - [8] J. D. Sau, R. M. Lutchyn, S. Tewari, and S. D. Sarma, *Physical review letters* **104**, 040502 (2010).
 - [9] J. D. Sau, S. Tewari, R. M. Lutchyn, T. D. Stanescu, and S. D. Sarma, *Physical Review B* **82**, 214509 (2010).
 - [10] Jason Alicea, *Phys. Rev. B* **81**, 125318 (2010).
 - [11] Roman M. Lutchyn, Jay D. Sau, and S. Das Sarma, *Phys. Rev. Lett.* **105**, 077001 (2010).
 - [12] Yuval Oreg, Gil Refael, and Felix von Oppen, *Phys. Rev. Lett.* **105**, 177002 (2010).
 - [13] V. Mourik, K. Zuo, S. M. Frolov, S. R. Plissard, E. P. A. M. Bakkers and L. P. Kouwenhoven, *Science* **336**, 1003 (2012).
 - [14] M. T. Deng, C. L. Yu, G. Y. Huang, M. Larsson, P. Caroff, and H. Q. Xu, *Nano Lett.* **12**, 6414 (2012).
 - [15] Anindya Das, Yuval Ronen, Yonatan Most, Yuval Oreg, Moty Heiblum and Hadas Shtrikman, *Nat. Phys.* **8**, 887 (2012).
 - [16] H. O. H. Churchill, V. Fatemi, K. Grove-Rasmussen, M. T. Deng, P. Caroff, H. Q. Xu, and C. M. Marcus, *Phys. Rev. B* **87**, 241401 (2013).
 - [17] A. D. K. Finck, D. J. Van Harlingen, P. K. Mohseni, K. Jung, and X. Li, *Phys. Rev. Lett.* **110**, 126406 (2013).
 - [18] E. J. Lee, X. Jiang, M. Houzet, R. Aguado, C. M. Lieber, and S. De Franceschi, *Nature nanotechnology* **9**, 79 (2014).
 - [19] J. Alicea, *Reports on Progress in Physics* **75**, 076501 (2012).
 - [20] C. W. J. Beenakker, *Annual Review of Condensed Matter Physics* **4**, 113 (2013).
 - [21] M. Leijnse and K. Flensberg, *Semiconductor Science and Technology* **27**, 124003 (2012).
 - [22] T. D. Stanescu and S. Tewari, *Journal of Physics: Condensed Matter* **25**, 233201 (2013).
 - [23] S. R. Elliott and M. Franz, *Reviews of Modern Physics* **87**, 137 (2015).
 - [24] S. D. Sarma, M. Freedman, and C. Nayak, *NPJ Quantum Information* **1**, 15001 (2015).
 - [25] C. W. J. Beenakker and L. Kouwenhoven, *Nature Physics* **12**, 618 (2016).
 - [26] C. Nayak, S. H. Simon, A. Stern, M. Freedman, and S. D. Sarma, *Reviews of Modern Physics* **80**, 1083 (2008).
 - [27] S. Nadj-Perge, I. K. Drozdov, J. Li, H. Chen, S. Jeon, J. Seo, A. H. MacDonald, B. A. Bernevig, and A. Yazdani, *Science* **346**, 602 (2014).
 - [28] Q. L. He, L. Pan, A. L. Stern, E. Burks, X. Che, G. Yin, J. Wang, B. Lian, Q. Zhou, E. S. Choi, *et al.*, *arXiv preprint arXiv:1606.05712* (2016).
 - [29] H.-H. Sun, K.-W. Zhang, L.-H. Hu, C. Li, G.-Y. Wang, H.-Y. Ma, Z.-A. Xu, C.-L. Gao, D.-D. Guan, Y.-Y. Li, *et al.*, *Physical Review Letters* **116**, 257003 (2016).
 - [30] H. Zhang, Ö. Gül, S. Conesa-Boj, K. Zuo, V. Mourik, F. K. de Vries, J. van Veen, D. J. van Woerkom, M. P. Nowak, M. Wimmer, D. Car, S. Plissard, E. P. Bakkers, M. Quintero-Perez, S. Goswami, K. Watanabe, T. Taniguchi, and L. P. Kouwenhoven, *arXiv preprint arXiv:1603.04069* (2016).
 - [31] S. Albrecht, A. Higginbotham, M. Madsen, F. Kuemmeth, T. Jespersen, J. Nygård, P. Krogstrup, and C. Marcus, *Nature* **531**, 206 (2016).
 - [32] R. B. Laughlin, *Physical Review B* **23**, 5632 (1981).
 - [33] D. Thouless, *Physical Review B* **27**, 6083 (1983).
 - [34] L. Fu and C. L. Kane, *Physical Review B* **79**, 161408 (2009).
 - [35] H.-J. Kwon, K. Sengupta, and V. M. Yakovenko, *The European Physical Journal B-Condensed Matter and Complex Systems* **37**, 349 (2004).
 - [36] M. Tinkham, *Introduction to Superconductivity*, 2nd ed. (Dover, Mineola, New York, 2004).
 - [37] B. Zocher, M. Horsdal, and B. Rosenow, *Physical review letters* **109**, 227001 (2012).
 - [38] P.-M. Billangeon, F. Pierre, H. Bouchiat, and R. Deblock, *Physical review letters* **98**, 216802 (2007).
 - [39] R. S. Deacon, J. Wiedenmann, E. Bocquillon, T. M. Klapwijk, P. Leubner, C. Brüne, S. Tarucha, K. Ishibashi, H. Buhmann, and L. W. Molenkamp, *arXiv preprint arXiv:1603.09611* (2016).
 - [40] F. Domínguez, F. Hassler, and G. Platero, *Physical Review B* **86**, 140503 (2012).
 - [41] L. P. Rokhinson, X. Liu, and J. K. Furdyna, *Nature Physics* **8**, 795 (2012).
 - [42] V. S. Pribiag, A. J. Beukman, F. Qu, M. C. Cassidy, C. Charpentier, W. Wegscheider, and L. P. Kouwenhoven, *Nature nanotechnology* **10**, 593 (2015).
 - [43] J. Wiedenmann, E. Bocquillon, R. S. Deacon, S. Hartinger, O. Herrmann, T. M. Klapwijk, L. Maier, C. Ames, C. Brüne, C. Gould, A. Oiwa, K. Ishibashi, S. Tarucha, H. Buhmann, and L. W. Molenkamp, *Nature communications* **7** (2016).
 - [44] While these systems have been shown to be topological for the correct gate voltages, the fractional Josephson signature appears also for gate voltages where the conductance is not at the topologically quantized value. This implies that the topological edge states coexist with non-topological modes. Disorder scattering to such modes ultimately limit the topological robustness of the system to short time scales.
 - [45] J. D. Sau, E. Berg, and B. I. Halperin, *arXiv preprint arXiv:1206.4596* (2012).
 - [46] B. Sothmann, J. Li, and M. Büttiker, *New Journal of Physics* **15**, 085018 (2013).
 - [47] D. Sticlet, C. Bena, and P. Simon, *Physical Review B*

- 87**, 104509 (2013).
- [48] K. Wiesenfeld and B. McNamara, Physical review letters **55**, 13 (1985).
 - [49] F. Bloch, Physical Review B **2**, 109 (1970).
 - [50] D. Pikulin and Y. V. Nazarov, Physical Review B **86**, 140504 (2012).
 - [51] P. San-Jose, E. Prada, and R. Aguado, Physical review letters **108**, 257001 (2012).
 - [52] D. M. Badiane, M. Houzet, and J. S. Meyer, Physical review letters **107**, 177002 (2011).
 - [53] D. M. Badiane, L. I. Glazman, M. Houzet, and J. S. Meyer, Comptes Rendus Physique **14**, 840 (2013).
 - [54] J. D. Sau, B. Swingle, and S. Tewari, Physical Review B **92**, 020511 (2015).
 - [55] M. Cheng and R. Lutchyn, Physical Review B **92**, 134516 (2015).
 - [56] S. Hebboul, D. Harris, and J. Garland, Physica B: Condensed Matter **165**, 1629 (1990).
 - [57] C. W. J. Beenakker, Physical review letters **67**, 3836 (1991).
 - [58] D. Averin and A. Bardas, Physical review letters **75**, 1831 (1995).
 - [59] W. Chang, V. Manucharyan, T. S. Jespersen, J. Nygård, and C. M. Marcus, Physical review letters **110**, 217005 (2013).
 - [60] T. Klapwijk, G. Blonder, and M. Tinkham, Physica (Amsterdam) **109-110B+C**, 1657 (1982).
 - [61] C. W. Groth, M. Wimmer, A. R. Akhmerov, and X. Waintal, New Journal of Physics **16**, 063065 (2014).
 - [62] Details of the computation of the power spectrum in Eq. 1 that is used to plot Fig. 2 are given in section I of the Supplemental Material.
 - [63] We analyze the equation for an overdamped Josephson junction in the section II of the Supplemental Material to prove analytically that the period of the Shapiro step is generically doubled for the topological case in the adiabatic limit.

Supplemental Material for “Detecting topological superconductivity using the Shapiro steps”

I. CALCULATION OF THE POWER SPECTRUM FOR THE FRACTIONAL AC JOSEPHSON EFFECT

The current noise can be calculated using the scattering matrix approach similar to Refs. [52, 53]. Below we discuss a generalization of this approach that allows us to calculate the noise numerically in the general case. The scattering matrix is described in terms of current amplitudes J_ℓ^ρ where $\rho = \pm$ represents the left and right movers, $\ell = L, R$ denotes the left and right superconductors and $\ell = NL, NR$ are the left- and right-half of the normal intervening region in between the two superconductors. This region is infinitesimally small and only

there to allow computation of the scattering matrices S_L and S_R of the left and right superconductors. In terms of these amplitudes, the scattering matrix equations at the interfaces $L \rightarrow NL$, $NL \rightarrow NR$ and $NR \rightarrow R$ are written as

$$\begin{pmatrix} \mathcal{J}_L^{-,\gamma}(E_n) \\ \mathcal{J}_{NL}^{+,\gamma}(E_n) \end{pmatrix} = S_L(E_n) \begin{pmatrix} \mathcal{J}_L^{+,\gamma}(E_n)\delta_{n,0}\delta_{\gamma,L} \\ \mathcal{J}_{NL}^{-,\gamma}(E_n) \end{pmatrix}, \quad (\text{S-1a})$$

$$\begin{pmatrix} \mathcal{J}_{NL}^{-,\gamma}(E_n) \\ \mathcal{J}_{NR}^{+,\gamma}(E_n) \end{pmatrix} = \sum_{n'} S_N(E_n, E_{n'}) \begin{pmatrix} \mathcal{J}_{NL}^{+,\gamma}(E_{n'}) \\ \mathcal{J}_{NR}^{-,\gamma}(E_{n'}) \end{pmatrix}, \quad (\text{S-1b})$$

$$\begin{pmatrix} \mathcal{J}_R^{+,\gamma}(E_n) \\ \mathcal{J}_{NR}^{-,\gamma}(E_n) \end{pmatrix} = S_R(E_n) \begin{pmatrix} \mathcal{J}_R^{-,\gamma}(E_n)\delta_{n,0}\delta_{\gamma,R} \\ \mathcal{J}_{NR}^{+,\gamma}(E_n) \end{pmatrix}, \quad (\text{S-1c})$$

where the superscript $\gamma = L/R$ denotes whether the incoming current is from the left/right superconductor, $E_n = E + nV/2$ with n being an integer and E being the incoming quasiparticle energy (as in the main text, we set $2e = 1$), and $\mathcal{J}_\ell^{\rho,\gamma} = (j_\ell^{e,\uparrow,\eta,\gamma}, j_\ell^{e,\downarrow,\eta,\gamma}, j_\ell^{h,\uparrow,\eta,\gamma}, j_\ell^{h,\downarrow,\eta,\gamma})^T$ is the current amplitude in the particle-hole space.

The normal-state transmission is perfect up to a cutoff after which it vanishes completely. The transmission part of the scattering matrix S_N is written as

$$t_N(E_n, E_{n'}) = t_n \left[\frac{1 + \tau_z}{2} \delta_{n,n'-1} + \frac{1 - \tau_z}{2} \delta_{n,n'+1} \right], \quad (\text{S-2})$$

where τ_z is the z -Pauli matrix in the particle-hole subspace, $t_n = 1$ in the transmitting energy interval and zero elsewhere. The reflecting part of S_N is analogously defined as

$$r_N(E_n, E_{n'}) = r_n \left[\frac{1 + \tau_z}{2} \delta_{n,n'} + \frac{1 - \tau_z}{2} \delta_{n+1,n'+1} \right], \quad (\text{S-3})$$

with $r_n = \sqrt{1 - t_n^2}$.

The current noise spectrum $P(\omega)$ can be written in terms of the eigenstates of the system as

$$P(\omega) = \sum_n |\langle 0 | J(\omega) | n \rangle|^2, \quad (\text{S-4})$$

where $|0\rangle$ is the state with all incoming quasiparticles from the occupied bands of the superconductors and $|n\rangle = c_a c_b |0\rangle$ are excited states with negative-energy quasiparticle states c_a and c_b having been emptied. We will assume that the frequency ω in the current operator is smaller than the Josephson frequency so that $\omega < V$. Furthermore, we will assume that the chemical potential in the normal region is very large so that we can assume the group velocity to be constant. With these approximations, the current operator $J(\omega)$ (as a matrix in the

current amplitude basis) is written as

$$J(\omega) = 2\pi\eta_z\tau_z\delta(E_{n,a} + E_{n',b} - \omega), \quad (\text{S-5})$$

where η_z is the z -Pauli matrix in the left- or right-mover subspace, $E_{n,a} = E_a + nV/2$ and $E_{n',b} = E_b + n'V/2$ and $E_{a,b} < 0$ are quasiparticle energies. Flipping the energies of one of the states by a particle-hole transformation, we have

$$P(\omega) \sim \int_{E_a < 0, E_b > 0} dE_a dE_b \sum_{\gamma=L/R} |\langle \mathcal{J}_{NL,a}^\gamma | \eta_z \tau_z | \mathcal{J}_{NL,b}^\gamma \rangle|^2 \times \sum_n \delta(E_a - E_b + nV/2 - \omega), \quad (\text{S-6})$$

where $\mathcal{J}_{NL}^\gamma = (\mathcal{J}_{NL}^{+, \gamma}, \mathcal{J}_{NL}^{-, \gamma})^T$.

II. ANALYSIS OF ADIABATIC SHAPIRO STEP EQUATION

The goal of this section is to develop an analytic understanding of the Shapiro step equation with the end goal of proving the doubling of the Shapiro step period in the topological case. We start with the basic equation of an overdamped Josephson junction, which is justified at sufficiently low frequencies, i.e.,

$$\frac{d\phi}{dt} = R[I_{\text{bias}}(t\Omega_J) - I_J(\phi(t))], \quad (\text{S-7})$$

where R is the circuit resistance and Ω_J parametrizes the frequency of the drive. We make no assumptions on the specific form of either I_{bias} or I_J other than that they are periodic and the equation $I_{\text{bias}} = I_J$ has a solution for most of the time interval (in a sense to be made precise later). In the tilted washboard picture where the washboard potential is defined as

$$\partial_\phi U_{\text{wb}} = R[I_J(\phi) - I_{\text{bias}}(t\Omega_J)], \quad (\text{S-8})$$

this is equivalent to requiring that the washboard potential has local minima for most of the time.

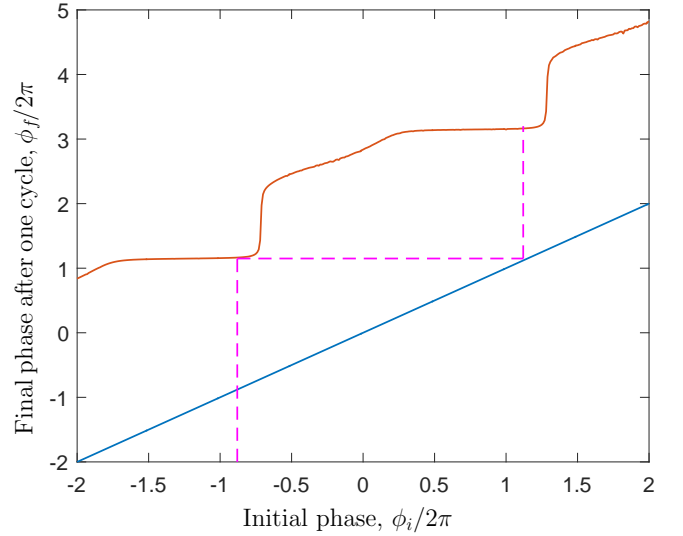
By rescaling time variable as $t \rightarrow tR^{-1}$, we can write the equation of motion [Eq. (S-7)] as

$$\frac{d\phi}{dt} = [I_{\text{bias}}(tR^{-1}\Omega_J) - I_J(\phi(t))]. \quad (\text{S-9})$$

We note that in the adiabatic limit ($\Omega_J R \rightarrow 0$), the current bias I_{bias} in the vicinity of some time $t \sim \tilde{t}$, can be approximated to be quasi-static and Eq. (S-9) can be solved as

$$\int \frac{d\phi}{[I_{\text{bias}}(\tilde{t}R^{-1}\Omega_J) - I_J(\phi)]} = \int dt. \quad (\text{S-10})$$

Here, we focus on the case where \tilde{t} is such that $I_{\text{bias}}(\tilde{t}R^{-1}\Omega_J) \neq I_J(\phi(\tilde{t}))$ and the phase variable evolves



Supplementary Figure S1: (Color online) Poincaré map for the dynamics of Eq. S-7 showing the resulting phase ϕ_f after one period given the initial phase ϕ_i . The long-time periodic dynamics can be computed from the Poincaré map. As discussed in the main text, the Poincaré map shows doubled steps that correspond to the doubled Shapiro step seen numerically in Fig. 3.

rapidly compared to $I_{\text{bias}}(tR^{-1}\Omega_J)$. As ϕ changes because of the periodic dependence of I_J , one must approach a minimum of the washboard potential when $[I_{\text{bias}}(\tilde{t}R^{-1}\Omega_J) - I_J(\phi)] \sim 0$ (where the dynamics slows down and the integral on the LHS diverges). There are two relevant time intervals: (i) where $I_{\text{bias}}(tR^{-1}\Omega_J) = I_J(\phi)$ has a solution $\phi = \phi_0(t)$ and (ii) where there is no such solution (or local minimum of U_{wb}).

Before analyzing region (i), which will be the focus of our analysis, let us first show that the time range (ii) is small. Scaling $t \rightarrow \Omega_J^{-1}t$, the equation of motion [Eq. (S-7)] becomes

$$\frac{d\phi}{dt} = (\Omega_J^{-1}R)[I_{\text{bias}}(t) - I_J(\phi(t))]. \quad (\text{S-11})$$

In the limit $\Omega_J^{-1}R \rightarrow \infty$, the phase ϕ can change by a period in a parametrically small time. Changes by a large number of periods would correspond to a large phase. This would correspond to high Shapiro steps as a function of the bias dc current. Therefore, we assume that the dc part of I_{bias} is small enough past the first Shapiro step, so that the time range (ii) is small. This is the assumption referred to below Eq. S-7.

Under this assumption, the dynamics in region (i) spans most of the time. However, based on a similar argument in the previous paragraph, we can argue that the phase dynamics is fast when $I_J(\phi)$ is significantly different from $I_{\text{bias}}(t)$. Defining $\phi_0(t)$ in the region (i) so that

$$I_J(\phi_0(t)) = I_{\text{bias}}(t), \quad (\text{S-12})$$

we can assume that $\phi(t)$ rapidly evolves until $\phi(t) \sim \phi_0(t)$ (i.e., the phase variable approaches a local extremum) where it slows down. However, the dynamics of the phase variable in this region can be described by linearization by defining

$$\delta\phi = \phi - \phi_0, \quad (\text{S-13})$$

whose dynamics is given by the equation

$$\dot{\delta\phi} + \Omega_J \dot{\phi}_0 = -RI'_J(\phi_0)\delta\phi. \quad (\text{S-14})$$

The solution of this equation is written as

$$\delta\phi(t) = e^{-\Lambda(t)}\delta\phi(0) - \Omega_J \int dt' e^{-(\Lambda(t)-\Lambda(t'))} \dot{\phi}_0(t'), \quad (\text{S-15})$$

where

$$\Lambda(t) = \frac{R}{\Omega_J} \int_0^t dt' I'_J(\phi_0(t')) \quad (\text{S-16})$$

is the Lyapunov exponent of the dynamics. Here $t = 0$ represents the time when a particular trajectory approaches close to the minimum $\phi_0(t)$.

Let us now use the picture above to construct the Poincare map of the periodic dynamics shown in Fig. S1. The Poincare map for a time-periodic system is defined as a function for the phase variable at the end of a period $\phi = \phi_f$ in terms of the initial condition $\phi = \phi_i$ at the beginning. Given this function, one can construct the long term dynamics of the equation. Based on the previous paragraph, it is convenient to choose the period at the end of the region (i) where U_{wb} still has a local minimum and the phase particle is converging to the minimum because of the negative Lyapunov exponent. Assuming the Lyapunov exponent is large (i.e., $\Omega_J \rightarrow 0$), the trajectories of $\phi(t)$ over almost the entire range of ϕ at the initial point of region (i) (which we called $t = 0$ before) converge to one of the minima where $\phi \sim \phi_0(t)$. There are, however, some small range of "transition" values of ϕ at $t = 0$ where the trajectories do not approach a minimum. Apart from this transition region, the rest of the range of ϕ at $t = 0$ is compressed to an exponentially small range in ϕ_f . A subtle point to note is that the beginning of

region (i) is preceded by a small range of region (ii) over which the Lyapunov exponent contribution I'_J is not necessarily positive. This region is the key in connecting the initial time where ϕ_i is set at the beginning of the period to the time $t = 0$ which is the beginning of region (i). It is possible, in principle, that the range away from the transition region which is compressed to an exponentially small part of ϕ_f is generated from an exponentially small part of ϕ_i . However, because the range of time in (ii) is assumed to be parametrically smaller than (i), the amplification in region (ii) from ϕ_i to $t = 0$ is much smaller than the total Lyapunov exponent $e^{-\Lambda(t)}$ accumulated over region (i). Therefore, we expect plateaus in ϕ_f as a function of the initial condition ϕ_i as seen in the Poincare map in Fig. S1.

One can determine from the Poincare map in Fig. S1 that the long-term dynamics will be characterized by a stable attractor where the phase changes by an integer multiple of 4π over each cycle. To see this, we note that for certain values of the dc bias current I_{dc} , the plateau value of the phase ϕ_f will occur in a range of ϕ_i where the plateau is stable. This leads to the phase particle returning to the plateau at regular intervals leading to the Shapiro step in Fig. 3(b). The stability of the trajectory can be further understood by considering the Lyapunov exponent around the proposed trajectory $\phi_1(t)$ corresponding to Fig. 3(a). By linearizing Eq. S-7 similar to Eq. S-15, we see that a solution to Eq. S-7 is written as

$$\begin{aligned} \phi(t) \approx & \phi_1(t) \\ & + [\phi(0) - \phi_1(0)] \exp \left[- \int d\phi \frac{I'_J(\phi)}{I_{\text{bias}}(t_1(\phi)) - I_J(\phi)} \right], \end{aligned} \quad (\text{S-17})$$

where $t_1(\phi)$ is the inverse function of $\phi_1(t)$. Furthermore, we observe that the integral is dominated by the range of time when the potential has a minimum (as we noted before). In this case, the denominator of the exponential is vanishingly small and dominates the exponent (as we saw for a single period). As a result, the Lyapunov exponent for trajectories that approach the minimum remains negative even over the entire time period.