

Simultaneous Orthogonal Planarity^{*}

Patrizio Angelini¹, Steven Chaplick², Sabine Cornelsen³, Giordano Da Lozzo⁴,
Giuseppe Di Battista⁴, Peter Eades⁵, Philipp Kindermann⁶, Jan Kratochvíl⁷,
Fabian Lipp², and Ignaz Rutter⁸

¹ Universität Tübingen, Germany – angelini@informatik.uni-tuebingen.de

² Universität Würzburg, Germany –

{steven.chaplick,fabian.lipp}@uni-wuerzburg.de

³ Konstanz University, Germany – sabine.cornelsen@uni-konstanz.de

⁴ Roma Tre University, Italy – {dalozzo,gdb}@dia.uniroma3.it

⁵ The University of Sydney, Australia – peter@it.usyd.edu.au

⁶ FernUniversität in Hagen, Germany – philipp.kindermann@fernuni-hagen.de

⁷ Charles University, Czech Republic – honza@kam.mff.cuni.cz

⁸ Karlsruhe Institute of Technology, Germany – rutter@kit.edu

Abstract. We introduce and study the ORTHOSEFE- k problem: Given k planar graphs each with maximum degree 4 and the same vertex set, do they admit an OrthoSEFE, that is, is there an assignment of the vertices to grid points and of the edges to paths on the grid such that the same edges in distinct graphs are assigned the same path and such that the assignment induces a planar orthogonal drawing of each of the k graphs? We show that the problem is NP-complete for $k \geq 3$ even if the shared graph is a Hamiltonian cycle and has sunflower intersection and for $k \geq 2$ even if the shared graph consists of a cycle and of isolated vertices. Whereas the problem is polynomial-time solvable for $k = 2$ when the union graph has maximum degree five and the shared graph is biconnected. Further, when the shared graph is biconnected and has sunflower intersection, we show that every positive instance has an OrthoSEFE with at most three bends per edge.

1 Introduction

The input of a simultaneous embedding problem consists of several graphs $G_1 = (V, E_1), \dots, G_k = (V, E_k)$ on the same vertex set. For a fixed drawing style \mathcal{S} , the simultaneous embedding problem asks whether there exist drawings $\Gamma_1, \dots, \Gamma_k$ of G_1, \dots, G_k , respectively, in drawing style \mathcal{S} such that for any i and j the restrictions of Γ_i and Γ_j to $G_i \cap G_j = (V, E_i \cap E_j)$ coincide.

The problem has been most widely studied in the setting of topological planar drawings, where vertices are represented as points and edges are represented as

^{*} This research was initiated at the Bertinoro Workshop on Graph Drawing 2016. Research was partially supported by DFG grant Ka812/17-1, by MIUR project AMANDA, prot. 2012C4E3KT.001, by the grant no. 14-14179S of the Czech Science Foundation GACR, and by DFG grant WA 654/21-1.

pairwise interior-disjoint Jordan arcs between their endpoints. This problem is called SIMULTANEOUS EMBEDDING WITH FIXED EDGES or SEFE- k for short, where k is the number of input graphs. It is known that SEFE- k is NP-complete for $k \geq 3$, even in the restricted case of *sunflower instances* [26], where every pair of graphs shares the same set of edges, and even if such a set induces a star [3]. On the other hand, the complexity for $k = 2$ is still open. Recently, efficient algorithms for restricted instances have been presented, namely when (i) the shared graph $G_\cap = G_1 \cap G_2$ is biconnected [19,1] or a star-graph [1], (ii) G_\cap is a collection of disjoint cycles [13], (iii) every connected component of G_\cap is either subcubic or biconnected [26,11], (iv) G_1 and G_2 are biconnected and G_\cap is connected [14], and (v) G_\cap is connected and the input graphs have maximum degree 5 [14]; see the survey by Bläsius et al. [12] for an overview.

For planar straight-line drawings, the simultaneous embedding problem is called SIMULTANEOUS GEOMETRIC EMBEDDING and it is known to be NP-hard even for two graphs [17]. Besides simultaneous intersection representation for, e.g., interval graphs [20,14] and permutation and chordal graphs [21], it is only recently that the simultaneous embedding paradigm has been applied to other fundamental planarity-related drawing styles, namely simultaneous level planar drawings [2] and RAC drawings [4,8].

We continue this line of research by studying simultaneous embeddings in the planar *orthogonal* drawing style, where vertices are assigned to grid points and edges to paths on the grid connecting their endpoints [29]. In accordance with the existing naming scheme, we define ORTHOSEFE- k to be the problem of testing whether k input graphs $\langle G_1, \dots, G_k \rangle$ admit a simultaneous planar orthogonal drawing. If such a drawing exists, we call it an OrthoSEFE of $\langle G_1, \dots, G_k \rangle$. Note that it is a necessary condition that each G_i has maximum degree 4 in order to obtain planar orthogonal drawings. Hence, in the remainder of the paper we assume that all instances have this property. For instances with this property, at least when the shared graph is connected, the problem SEFE-2 can be solved efficiently [14]. However, there are instances of ORTHOSEFE-2 that admit a SEFE but not an OrthoSEFE; see Fig. 1(a).

Unless mentioned otherwise, all instances of ORTHOSEFE- k and SEFE- k we consider are sunflower. Notice that instances with $k = 2$ are always sunflower. Let $\langle G_1 = (V, E_1), G_2 = (V, E_2) \rangle$ be an instance of ORTHOSEFE-2. We define the *shared graph* (resp. the *union graph*) to be the graph $G_\cap = (V, E_1 \cap E_2)$ (resp. $G_\cup = (V, E_1 \cup E_2)$) with the same vertex set as G_1 and G_2 , whose edge set is the intersection (resp. the union) of the ones of G_1 and G_2 . Also, we call the edges in $E_1 \cap E_2$ the *shared edges* and we call the edges in $E_1 \setminus E_2$ and in $E_2 \setminus E_1$ the *exclusive edges*. The definitions of *shared graph*, *shared edges*, and *exclusive edges* naturally extend to sunflower instances for any value of k .

One main issue is to decide how degree-2 vertices of the shared graph are represented. Note that, in planar topological drawings, degree-2 vertices do not require any decisions as there exists only a single cyclic order of their incident edges. In the case of orthogonal drawings there are, however, two choices for a degree-2 vertex: It can either be drawn *straight*, i.e., it is incident to two angles



Fig. 1. (a) A negative instance of ORTHOSEFE-2. Shared edges are black, while exclusive edges are red and blue. The red edges require 270° angles on different sides of C . Thus, the blue edge (u, v) cannot be drawn. Note that the given drawing is a SEFE-2. (b) Examples of side assignments for the exclusive edges incident to degree-2 vertices of G_\cap : orthogonality constraints are satisfied at v_4 and v_5 , while they are violated at v_3 .

of 180° , or *bent*, i.e., it is incident to one angle of 90° and to one angle of 270° . If v is a degree-2 vertex of the shared graph with neighbors u and w , and two exclusive edges e, e' , say of G_1 , are incident to v and are embedded on the same side of the path uvw , then v must be bent, which in turn implies that also every exclusive edge of G_2 incident to v has to be embedded on the same side of uvw as e and e' . In this way, the two input graphs of ORTHOSEFE-2 interact via the degree-2 vertices. It is the difficulty of controlling this interaction that marks the main difference between SEFE- k and ORTHOSEFE- k . To study this interaction in isolation, we focus on instances of ORTHOSEFE-2 where the shared graph is a cycle for most of the paper. Note that such instances are trivial yes-instances of SEFE- k (provided the input graphs are all planar).

Contributions and Outline. In Section 2 we provide our notation and we show that the existence of an OrthoSEFE of an instance of ORTHOSEFE- k can be described as a combinatorial embedding problem. In Section 3, we show that ORTHOSEFE-3 is NP-complete even if the shared graph is a cycle, and that ORTHOSEFE-2 is NP-complete even if the shared graph consists of a cycle plus some isolated vertices. This contrasts the situation of SEFE- k where these cases are polynomially solvable [1,10,19,26]. In Section 4, we show that ORTHOSEFE-2 is efficiently solvable if the shared graph is a cycle and the union graph has maximum degree 5. Finally, in Section 5, we extend this result to the case where the shared graph is biconnected (and the union graph still has maximum degree 5). Moreover, we show that any positive instance of ORTHOSEFE- k whose shared graph is biconnected admits an OrthoSEFE with at most three bends per edge. We close with some concluding remarks and open questions in Section 6.

Full proofs can be found in the Appendix.

2 Preliminaries

We will extensively make use of the NOT-ALL-EQUAL 3-SAT (NAE3SAT) problem [25, p.187]. An instance of NAE3SAT consists of a 3-CNF formula ϕ with variables x_1, \dots, x_n and clauses c_1, \dots, c_m . The task is to find a NAE *truth as-*

signment, i.e., a truth assignment such that each clause contains both a true and a false literal. NAE3SAT is known to be NP-complete [27]. The *variable-clause graph* is the bipartite graph whose vertices are the variables and the clauses, and whose edges represent the membership of a variable in a clause. The problem PLANAR NAE3SAT is the restriction of NAE3SAT to instances whose variable-clause graph is planar. PLANAR NAE3SAT can be solved efficiently [23,28].

Embedding Constraints. Let $\langle G_1, \dots, G_k \rangle$ be an ORTHOSEFE- k instance. A SEFE is a collection of embeddings \mathcal{E}_i for the G_i such that their restrictions on G_\cap are the same. Note that in the literature, a SEFE is often defined as a collection of drawings rather than a collection of embeddings. However, the two definitions are equivalent [22]. For a SEFE to be realizable as an OrthoSEFE it needs to satisfy two additional conditions. First, let v be a vertex of degree 2 in G_\cap with neighbors u and w . If in any embedding \mathcal{E}_i there exist two exclusive edges incident to v that are embedded on the same side of the path uvw , then any exclusive edge incident to v in any of the $\mathcal{E}_j \neq \mathcal{E}_i$ must be embedded on the same side of the path uvw . Second, let v be a vertex of degree 3 in G_\cap . All exclusive edges incident to v must appear between the same two edges of G_\cap around v . We call these the *orthogonality constraints*. See Fig. 1(b).

Theorem 1. *An instance $\langle G_1, \dots, G_k \rangle$ of ORTHOSEFE- k has an OrthoSEFE if and only if it admits a SEFE satisfying the orthogonality constraints.*

For the case in which the shared graph is a cycle C , we give a simpler version of the constraints in Theorem 1, which will prove useful in the remainder of the paper. By the Jordan curve Theorem, a planar drawing of cycle C divides the plane into a bounded and an unbounded region – the *inside* and the *outside* of C , which we call the *sides* of C . Now the problem is to assign the exclusive edges to either of the two sides of C so that the following two conditions are fulfilled.

Planarity Constraints. Two exclusive edges of the same graph must be drawn on different sides of C if their endvertices alternate along C .

Orthogonality Constraints. Let $v \in V$ be a vertex that is adjacent to two exclusive edges e_i and e'_i of the same graph G_i , $i \in \{1, \dots, k\}$. If e_i and e'_i are on the same side of C , then all exclusive edges incident to v of all graphs G_1, \dots, G_k must be on the same side as e_i and e'_i .

Note that this is a reformulation of the general orthogonality constraints. Further, the orthogonality constraints also imply that if e_i and e'_i are on different sides of C , then for each graph G_j that contains two exclusive edges e_j and e'_j incident to v , with $j \in \{1, \dots, k\}$, e_j and e'_j must be on different sides of C .

The next theorem follows from Theorem 1 and from the following two observations. First, for a sunflower instance $\langle G_1, \dots, G_k \rangle$ whose shared graph is a cycle, any collection of embeddings is a SEFE [22]. Second, the planarity constraints are necessary and sufficient for the existence of an embedding of G_i [5].

Theorem 2. *An instance of ORTHOSEFE- k whose shared graph is a cycle C has an OrthoSEFE if and only if there exists an assignment of the exclusive edges to the two sides of C satisfying the planarity and orthogonality constraints.*

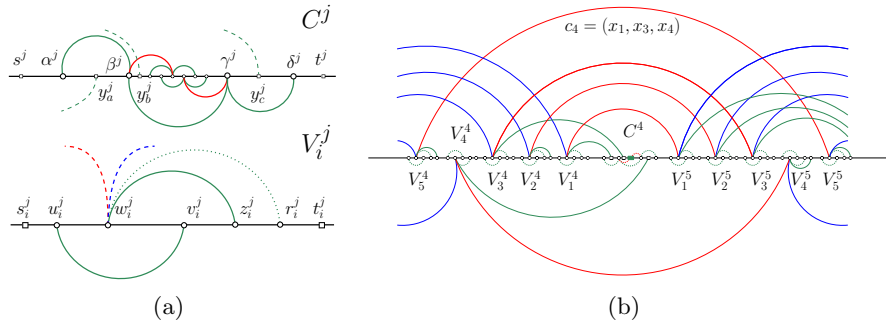


Fig. 2. (a) A clause gadget C_j (top) and a variable-clause gadget V_i^j (bottom); solid edges belong to the gadgets, dotted edges are optional, and dashed edges are transmission edges. (b) Illustration of instance $\langle G_1, G_2, G_3 \rangle$, focused on a clause c_4 . Black edges belong to the shared graph G_\cap . The red, blue, and green edges are the exclusive edges of G_1 , G_2 , and G_3 , respectively.

3 Hardness Results

We show that $\text{ORTHOSEFE-}k$ is NP-complete for $k \geq 3$ for instances with sunflower intersection even if the shared graph is a cycle, and for $k = 2$ even if the shared graph consists of a cycle and isolated vertices.

Theorem 3. *ORTHOSEFE- k with $k \geq 3$ is NP-complete, even for instances with sunflower intersection in which (i) the shared graph is a cycle and (ii) $k - 1$ of the input graphs are outerplanar and have maximum degree 3.*

Proof sketch. The membership in NP directly follows from Theorem 2. To prove the NP-hardness, we show a polynomial-time reduction from the NP-complete problem POSITIVE EXACTLY-THREE NAE3SAT [24], which is the variant of NAE3SAT in which each clause consists of exactly three unnegated literals.

Let x_1, x_2, \dots, x_n be the variables and let c_1, c_2, \dots, c_m be the clauses of a 3-CNF formula ϕ of POSITIVE EXACTLY-THREE NAE3SAT. We show how to construct an equivalent instance $\langle G_1, G_2, G_3 \rangle$ of ORTHOSEFE-3 such that G_1 and G_2 are outerplanar graphs of maximum degree 3. We refer to the exclusive edges in G_1 , G_2 , and G_3 as red, blue, and green, respectively; refer to Fig. 2.

For each clause c_j , $j = 1, \dots, m$, we create a *clause gadget* C^j as in Fig. 2(a) (top). For each variable x_i , $i = 1, \dots, n$, and each clause c_j , $j = 1, \dots, m$, we create a *variable-clause gadget* V_i^j as in Fig. 2(a) (bottom). Observe that the (dotted) green edge $\{w_i^j, r_i^j\}$ in a variable-clause gadget is only part of V_i^j if x_i does not occur in c_j . Otherwise, there is a green edge $\{w_i^j, y_x^j\}$ connecting w_i^j to one of the three vertices y_a^j, y_b^j , or y_c^j (dashed stubs) in the clause gadget. Observe that these three *variable-clause edges* per clause can be realized in such a way that there exist no planarity constraints between pairs of them. In Fig. 2(b), the variable-clause gadgets V_1^4, V_3^4, V_4^4 are incident to variable-clause edges, while V_2^4 and V_5^4 contain edges $\{w_2^4, r_2^4\}$ and $\{w_5^4, r_5^4\}$, respectively.

The gadgets are ordered as indicated in Fig. 2(b). The variable-clause gadgets V_i^j , with $i = 1, \dots, n$, always precede the clause gadget V^j , for any $j = 1, \dots, m$. Further, if j is odd, then the gadgets V_1^j, \dots, V_n^j appear in this order, otherwise they appear in reversed order V_n^j, \dots, V_1^j . Finally, V_i^j and V_i^{j+1} , for $i = 1, \dots, n$ and $j = 1, \dots, m - 1$, are connected by an edge $\{w_i^j, w_i^{j+1}\}$, which is blue if j is odd and red if j is even. We call these edges *transmission edges*.

Assume $\langle G_1, G_2, G_3 \rangle$ admits an OrthoSEFE. Planarity constraints and orthogonality constraints guarantee three properties: (i) If the edge $\{u_i^j, v_i^j\}$ is inside C , then so is $\{u_i^{j+1}, v_i^{j+1}\}$, $i = 1, \dots, n$, $j = 1, \dots, m - 1$. This is due to the fact that, by the planarity constraints, the two green edges incident to w_i^j lie on the same side of C and hence, by the orthogonality constraints, the two transmission edges incident to w_i^j also lie in this side. We call $\{u_i^1, v_i^1\}$ the *truth edge* of variable x_i . (ii) Not all the three green edges $a = \{\alpha^j, \beta^j\}$, $b = \{\beta^j, \gamma^j\}$, and $c = \{\gamma^j, \delta^j\}$ lie on the same side of C . Namely, the two red edges of the clause gadget C^j must lie on opposite sides of C because of the interplay between the planarity and the orthogonality constraints in the subgraph of C^j induced by the vertices between β^j and γ^j . Hence, if edges a , b , and c lie in the same side of C , then the orthogonality constraints at either β^j or γ^j are not satisfied. (iii) For each clause $c_j = (x_a, x_b, x_c)$, edge $a = \{\alpha^j, \beta^j\}$ lies in the same side of C as the truth edge of x_a . This is due to the planarity constraints between each of these two edges and the variable-clause edge $\{w_a^j, y_a^j\}$. Analogously, edge b (edge c) lies on the same side as the truth edge of x_b (of x_c). Hence, setting $x_i = \text{true}$ ($x_i = \text{false}$) if the truth edge of x_i is inside C (outside C) yields a NAE3SAT truth assignment that satisfies ϕ .

The proof for the other direction is based on the fact that assigning the truth edges to either of the two sides of C according to the NAE3SAT assignment of ϕ also implies a unique side assignment for the remaining exclusive edges that satisfies all the orthogonality and the planarity constraints.

It is easy to see that G_1 and G_2 are outerplanar graphs with maximum degree 3, and that the reduction can be extended to any $k > 3$. \square

In the following we describe how to modify the construction in Theorem 3 to show hardness of ORTHOSEFE-2. We keep only the edges of G_1 and G_3 . Variable-clause gadgets and clause gadgets remain the same, as they are composed only of edges belonging to these two graphs. We replace each transmission edge in G_2 by a *transmission path* composed of alternating green and red edges, starting and ending with a red edge. This transformation allows these paths to traverse the transmission edges of G_1 and the variable-clause edges of G_3 without introducing crossings between edges of the same color. It is easy to see that the properties described in the proof of Theorem 3 on the assignments of the exclusive edges to the two sides of C also hold in the constructed instance, where transmission paths take the role of the transmission edges.

Theorem 4. *ORTHOSEFE-2 is NP-complete, even for instances $\langle G_1, G_2 \rangle$ in which the shared graph consists of a cycle and a set of isolated vertices.*

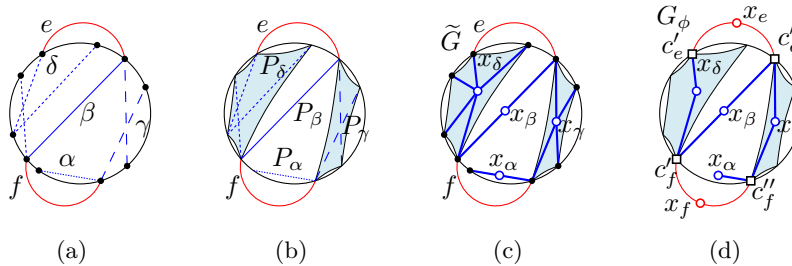


Fig. 3. (a) Instance $\langle G_1, G_2 \rangle$ satisfying the properties of Lemma 1, where the edges in E_2 belonging to the components α, β, γ , and δ of H have different line styles. (b) Polygons for the components of H . (c) Graph \tilde{G} . (d) Variable-clause graph G_ϕ .

4 Shared Graph is a Cycle

In this section we give a polynomial-time algorithm for instances of ORTHOSEFE-2 whose shared graph is a cycle and whose union graph has maximum degree 5 (Theorem 5). In order to obtain this result, we present an efficient algorithm for more restricted instances (Lemma 1) and give a series of transformations (Lemma 2–3) to reduce any instance with the above properties to one that can be solved by the algorithm in Lemma 1.

Lemma 1. *ORTHOSEFE-2 is in P for instances $\langle G_1, G_2 \rangle$ such that the shared graph C is a cycle and G_1 is an outerplanar graph with maximum degree 3.*

Proof. The algorithm is based on a reduction to PLANAR NAE3SAT, which is in P [23,28]. First note that since G_1 is outerplanar there exist no two edges in E_1 alternating along C . Hence, there are no planarity constraints for G_1 .

We now define an auxiliary graph H with vertex set $E_2 \setminus E_1$ and edges corresponding to pairs of edges alternating along C ; see Fig 3(a). W.l.o.g. we may assume that H is bipartite, since G_2 would not meet the planarity constraints otherwise [5]. Let \mathcal{B} be the set of connected components of H , and for each component $B \in \mathcal{B}$, fix a partition B_1, B_2 of B into independent sets (possibly $B_2 = \emptyset$ in case of a singleton B). Note that in any inside/outside assignment of the exclusive edges of G_2 that meets the planarity constraints, for every $B \in \mathcal{B}$, all edges of B_1 lie in one side of C and all edges of B_2 lie in the other side.

Draw the cycle C as a circle in the plane. For a component $B \in \mathcal{B}$, let P_B be the polygon inscribed into C whose corners are the endvertices in V of the edges in E_2 corresponding to the vertices of B ; refer to Fig. 3(b). If B only contains one vertex (i.e., one edge of G_2), we consider the digon P_B as the straight-line segment connecting the vertices of this edge. If B has at least two vertices, we let P_B be open along its sides, i.e. it will contain the corners and all inner points (in Fig. 3(b) we depict this by making the sides of P_B slightly concave). One can easily show that for any two components $B, D \in \mathcal{B}$, their polygons P_B, P_D may share only some of their corners, but no inner points. Hence the graph \tilde{G}

obtained by placing a vertex x_B inside the polygon P_B , for $B \in \mathcal{B}$, making x_B adjacent to each corner of P_B and adding the edges E_1 , is planar; see Fig. 3(c).

We construct a formula ϕ with variables x_B , $B \in \mathcal{B}$, such that ϕ is NAE-satisfiable if and only if $\langle G_1, G_2 \rangle$ admits an inside/outside assignment meeting all planarity and orthogonality constraints. The encoding of the truth assignment will be such that x_B is true when the edges of B_1 are inside C and the edges of B_2 are outside, and x_B is false if the reverse holds. Every assignment satisfying the planarity constraints for G_2 defines a truth-assignment in the above sense.

Let $e = (v, w)$ be an exclusive edge of E_1 and let e_v^1, e_v^2 (e_w^1, e_w^2) be the exclusive edges of E_2 incident to v (to w , respectively); we assume that all such four edges of E_2 exist, the other cases being simpler. Let $B(u, i)$ be the component containing the edge e_u^i , for $u \in \{v, w\}$ and $i \in \{1, 2\}$. Define the literal ℓ_u^i to be $x_{B(u, i)}$ if $e_u^i \in B_1(u, i)$ and $\neg x_{B(u, i)}$ if $e_u^i \in B_2(u, i)$. With our interpretation of the truth assignment, an edge e_u^i is inside C if and only if ℓ_u^i is true. Now, for the assignment to meet the orthogonality constraints, if $\ell_v^1 = \ell_v^2$, say both are true, then e must be assigned inside C as well, which would cause a problem if and only if $\ell_w^1 = \ell_w^2 = \text{false}$. Hence the orthogonality constraints are described by NAE-satisfiability of the clauses $c_e = (\ell_v^1, \ell_v^2, \neg \ell_w^1, \neg \ell_w^2)$, for each $e \in E_1$. To reduce to NAE3SAT, we introduce a new variable x_e for each edge $e \in E_1 \setminus E_2$ and replace the clause c_e by two clauses $c'_e = (\ell_v^1, \ell_v^2, x_e)$ and $c''_e = (\neg x_e, \neg \ell_w^1, \neg \ell_w^2)$. A planar drawing of the variable-clause graph G_ϕ of the resulting formula ϕ is obtained from the planar drawing $\tilde{\Gamma}$ of \tilde{G} (see Figs. 3(c) and 3(d)) by (i) placing each variable x_B , with $B \in \mathcal{B}$, on the point where vertex x_B lies in $\tilde{\Gamma}$, (ii) placing each variable x_e , with $e \in E_1$, on any point of edge e in $\tilde{\Gamma}$, (iii) placing clauses c'_e and c''_e , for each edge $e = (v, w) \in E_1$, on the points where vertices v and w lie in $\tilde{\Gamma}$, respectively, and (iv) drawing the edges of G_ϕ as the corresponding edges in $\tilde{\Gamma}$. This implies that G_ϕ is planar and hence we can test the NAE-satisfiability of ϕ in polynomial time [23,28]. \square

The next two lemmas show that we can use Lemma 1 to test in polynomial time any instance of ORTHOSEFE-2 such that G_\cap is a cycle and each vertex $v \in V$ has degree at most 3 in either G_1 or G_2 .

Lemma 2. *Let $\langle G_1, G_2 \rangle$ be an instance of ORTHOSEFE-2 whose shared graph is a cycle and such that G_1 has maximum degree 3. It is possible to construct in polynomial time an equivalent instance $\langle G_1^*, G_2^* \rangle$ of ORTHOSEFE-2 whose shared graph is a cycle and such that G_1^* is outerplanar and has maximum degree 3.*

Proof sketch. We construct an equivalent instance $\langle G'_1, G'_2 \rangle$ of ORTHOSEFE-2 such that G'_\cap is a cycle, G'_1 has maximum degree 3, and the number of pairs of edges in G'_1 that alternate along G'_\cap is smaller than the number of pairs of edges in G_1 that alternate along G_\cap . Repeatedly applying this transformation yields an equivalent instance $\langle G_1^*, G_2^* \rangle$ satisfying the requirements of the lemma.

Consider two edges $e = (u, v)$ and $f = (w, z)$ of G_1 such that u, w, v, z appear in this order along cycle G_\cap and such that the path $P_{u, z}$ in G_\cap between u and z that contains v and w has minimal length. If G_1 is not outerplanar, then the edges e and f always exist. Fig. 4 illustrates the construction of $\langle G'_1, G'_2 \rangle$.

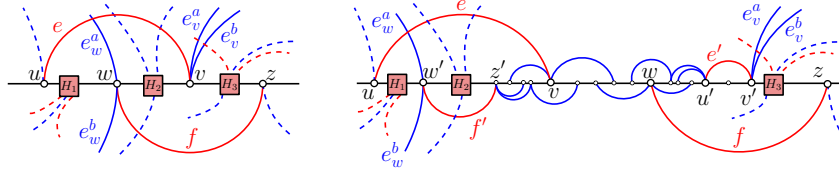


Fig. 4. Instances (left) $\langle G_1, G_2 \rangle$ and (right) $\langle G'_1, G'_2 \rangle$ for the proof of Lemma 2. Edges of G_\cap (G'_\cap) are black. Exclusive edges of G_1 (G'_1) are red and those of G_2 (G'_2) are blue.

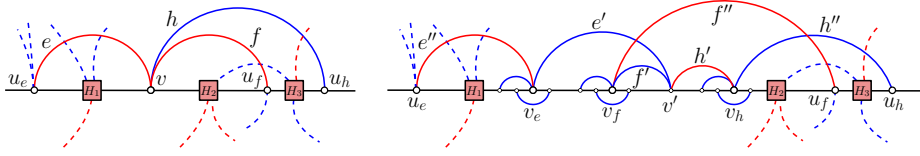


Fig. 5. Illustration of the transformation for the proof of Lemma 3 to reduce the number of vertices incident to two exclusive edges in G_1 . Edges e', f' of G_2 and h' of G_1 (right) take the role of edges e, f of G_1 and h of G_2 (left), respectively. Thus, the orthogonality constraints at v' are equivalent to those at v .

By the choice of e and f , and by the fact that G_1 has maximum degree 3, there is no exclusive edge in G_1 with one endpoint in the set H_2 of vertices between w and v , and the other one not in H_2 . Further, observe that in an OrthoSEFE of $\langle G'_1, G'_2 \rangle$ edges f and f' (edges e and e') must be on the same side. Further, e and f must be in different sides of G'_\cap . It can be concluded that $\langle G'_1, G'_2 \rangle$ has an OrthoSEFE if and only if $\langle G_1, G_2 \rangle$ has an OrthoSEFE. \square

The proof of the next lemma is based on the replacement illustrated in Fig. 5. Afterwards, we combine these results to present the main result of the section.

Lemma 3. *Let $\langle G_1, G_2 \rangle$ be an instance of ORTHOSEFE-2 whose shared graph is a cycle and whose union graph has maximum degree 5. It is possible to construct in polynomial time an equivalent instance $\langle G_1^*, G_2^* \rangle$ of ORTHOSEFE-2 whose shared graph is a cycle and such that graph G_1^* has maximum degree 3.*

Theorem 5. *ORTHOSEFE-2 can be solved in polynomial time for instances whose shared graph is a cycle and whose union graph has maximum degree 5.*

5 Shared Graph is Biconnected

We now study ORTHOSEFE- k for instances whose shared graph is biconnected. In Theorem 6, we give a polynomial-time Turing reduction from instances of ORTHOSEFE-2 whose shared graph is biconnected to instances whose shared graph is a cycle. In Theorem 7, we give an algorithm that, given a positive instance of ORTHOSEFE- k such that the shared graph is biconnected together

with a SEFE satisfying the orthogonality constraints, constructs an OrthoSEFE with at most three bends per edge.

We start with the Turing reduction, i.e., we develop an algorithm that takes as input an instance $\langle G_1, G_2 \rangle$ of ORTHOSEFE-2 whose shared graph $G_\cap = G_1 \cap G_2$ is biconnected and produces a set of $O(n)$ instances $\langle G_1^1, G_2^1 \rangle, \dots, \langle G_1^h, G_2^h \rangle$ of ORTHOSEFE-2 whose shared graphs are cycles. The output is such that $\langle G_1, G_2 \rangle$ is a positive instance if and only if all instances $\langle G_1^i, G_2^i \rangle$, $i = 1, \dots, h$, are positive. The reduction is based on the SEFE testing algorithm for instances whose shared graph is biconnected by Bläsius et al. [10,11], which can be seen as a generalized and unrooted version of the one by Angelini et al. [1].

We first describe a preprocessing step. Afterwards, we give an outline of the approach of Bläsius et al. [11] and present the Turing reduction in two steps. We assume familiarity with SPQR-trees [7,6]; for formal definitions see Appendix A.

Lemma 4. *Let $\langle G_1, G_2 \rangle$ be an instance of ORTHOSEFE-2 whose shared graph is biconnected. It is possible to construct in polynomial time an equivalent instance $\langle G_1^*, G_2^* \rangle$ whose shared graph is biconnected and such that each endpoint of an exclusive edge has degree 2 in the shared graph.*

We continue with a brief outline of the algorithm by Bläsius et al. [11]. First, the algorithm computes the SPQR-tree \mathcal{T} of the shared graph. To avoid special cases, \mathcal{T} is augmented by adding S-nodes with only two virtual edges such that each P-node and each R-node is adjacent only to S-nodes and Q-nodes. Then, necessary conditions on the embeddings of P-nodes and R-nodes are fixed up to a flip following some necessary conditions. Afterwards, by traversing all S-nodes, a global 2SAT formula is produced whose satisfying assignments correspond to choices of the flips that result in a SEFE. We refine this approach and show that we can choose the flips independently for each S-node, which allows us to reduce each of them to a separate instance, whose shared graph is a cycle.

We now describe the algorithm of Bläsius et al. [11] in more detail. Consider a node μ of \mathcal{T} . A *part* of $\text{skel}(\mu)$ is either a vertex of $\text{skel}(\mu)$ or a virtual edge of $\text{skel}(\mu)$, which represents a subgraph of G . An exclusive edge e has an *attachment* in a part x of $\text{skel}(\mu)$ if x is a vertex that is an endpoint of e or if x is a virtual edge whose corresponding subgraph contains an endpoint of e . An exclusive edge e of G_1 or of G_2 is *important* for μ if its endpoints are in different parts of $\text{skel}(\mu)$. It is not hard to see that, to obtain a SEFE, the embedding of the skeleton $\text{skel}(\mu)$ of each node μ has to be chosen such that for each exclusive edge e the parts containing the attachments of e share a face. It can be shown that any embedding choice for P-nodes and R-nodes that satisfies these conditions can, after possibly flipping it, be used to obtain a SEFE [1, Theorem 1]. The proof does not modify the order of exclusive edges around degree-2 vertices of G_\cap , and therefore applies to ORTHOSEFE-2 as well.

Now let μ be an S-node. Let ε be a virtual edge of $\text{skel}(\mu)$, G_ε be the subgraph represented by ε , and ν be the corresponding neighbor of μ in the SPQR-tree of G . An *attachment* of ν with respect to μ is an interior vertex of G_ε that is incident to an important edge e for μ . If ν has such an attachment, then it is

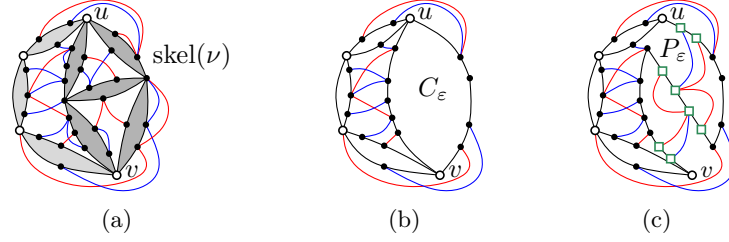


Fig. 6. (a) Skeleton of an S-node μ in which the R-node ν corresponding to the virtual edge $\varepsilon = (u, v)$ is expanded to show its skeleton. (b) Replacing ε with cycle C_ε . (c) Replacing C_ε with path P_ε ; vertices $a_1, a_2, x_1, \dots, x_4, b_1, b_2$ are green boxes.

a P- or R-node. It is a necessary condition on the embedding of G_ε that each attachment x with respect to μ must be incident to a face incident to the virtual edge $\text{twin}(\varepsilon)$ of $\text{skel}(\nu)$ representing μ , and that their clockwise circular order together with the poles of ε is fixed up to reversal [11, Lemma 8].

For the purpose of avoiding crossings in $\text{skel}(\mu)$, we can thus replace each virtual edge ε that does not represent a Q-node by a cycle C_ε containing the attachments of ε with respect to μ and the poles of ε in the order O_ε . We keep only the important edges of μ . Altogether this results in an instance $\langle G_1^\mu, G_2^\mu \rangle$ of SEFE modeling the requirements for $\text{skel}(\mu)$; see Figs. 6(a) and 6(b).

Lemma 5. *Let $\langle G_1, G_2 \rangle$ be an instance of ORTHOSEFE-2 whose shared graph is biconnected. Then $\langle G_1, G_2 \rangle$ admits an OrthoSEFE if and only if all instances $\langle G_1^\mu, G_2^\mu \rangle$ admit an OrthoSEFE.*

Next, we transform a given instance $\langle G_1^\mu, G_2^\mu \rangle$ of ORTHOSEFE-2 as above into an equivalent instance $\langle \overline{G}_1^\mu, \overline{G}_2^\mu \rangle$ whose shared graph is a cycle. Let C_{ε_i} be the cycles corresponding to the neighbor ν_i , $i = 1, \dots, k$ of μ in $\langle G_1^\mu, G_2^\mu \rangle$. To obtain the instance $\langle \overline{G}_1^\mu, \overline{G}_2^\mu \rangle$, we replace each cycle C_{ε_i} with poles u and v by a path P_{ε_i} from u to v that first contains two special vertices a_1, a_2 followed by the clockwise path from u to v (excluding the endpoints), then four special vertices x_1, \dots, x_4 , then the counterclockwise path from u to v (excluding the endpoints), and finally two special vertices b_1, b_2 followed by v . In addition to the existing exclusive edges (note that we do not remove any vertices), we add to G_1 the exclusive edges (a_2, x_3) , (x_1, x_3) , (x_2, x_4) , (x_2, b_1) , and to G_2 the exclusive edges (a_1, x_3) and (x_2, b_2) to G_2 ; see Fig. 6(c).

The above reduction together with the next lemma implies the main result.

Lemma 6. *$\langle G_1^\mu, G_2^\mu \rangle$ admits an OrthoSEFE if and only if $\langle \overline{G}_1^\mu, \overline{G}_2^\mu \rangle$ does.*

Theorem 6. *ORTHOSEFE-2 when the shared graph is biconnected is polynomial-time Turing reducible to ORTHOSEFE-2 when the shared graph is a cycle. Also, the reduction does not increase the maximum degree of the union graph.*

Corollary 1. *ORTHOSEFE-2 can be solved in polynomial time for instances whose shared graph is biconnected and whose union graph has maximum degree 5.*

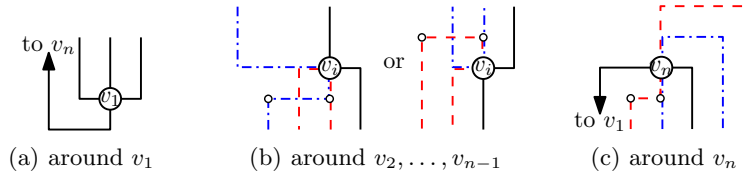


Fig. 7. Constructing a drawing with at most three bends per edge

Observe that, from the previous results it is not hard to also obtain a SEFE satisfying the orthogonality constraints, if it exists. We show how to construct an orthogonal geometric realizations of such a SEFE.

Theorem 7. *Let $\langle G_1, \dots, G_k \rangle$ be a positive instance of ORTHOSEFE- k whose shared graph is biconnected. Then, there exists an OrthoSEFE $\langle \Gamma_1, \Gamma_2, \dots, \Gamma_k \rangle$ of $\langle G_1, \dots, G_k \rangle$ in which every edge has at most three bends.*

Proof sketch. We assume that a SEFE satisfying the orthogonality constraints is given. We adopt the method of Biedl and Kant [9]. We draw the vertices with increasing y-coordinates with respect to an s - t -ordering [15] v_1, \dots, v_n on the shared graph. We choose the face to the left of (v_1, v_n) as the outer face of the union graph. The edges will bend at most on y-coordinates near their incident vertices and are drawn vertically otherwise. Fig. 11 indicates, how the ports are assigned. We make sure that an edge may only leave a vertex to the bottom if it is incident to v_n or to a neighbor with a lower index. Thus, there are exactly three bends on $\{v_1, v_n\}$. Any other edge $\{v_i, v_j\}$, $1 \leq i < j \leq n$ has at most one bend around v_i and at most two bends around v_j . \square

6 Conclusions and Future Work

In this work we introduced and studied the problem ORTHOSEFE- k of realizing a SEFE in the orthogonal drawing style. While the problem is already NP-hard even for instances that can be efficiently tested for a SEFE, we presented a polynomial-time testing algorithm for instances consisting of two graphs whose shared graph is biconnected and whose union graph has maximum degree 5. We have also shown that any positive instance whose shared graph is biconnected can be realized with at most three bends per edge.

We conclude the paper by presenting a lemma that, together with Theorem 6, shows that it suffices to only focus on a restricted family of instances to solve the problem for all instances whose shared graph is biconnected.

Lemma 7. *Let $\langle G_1, G_2 \rangle$ be an instance of ORTHOSEFE-2 whose shared graph G_\cap is a cycle. An equivalent instance $\langle G_1^*, G_2^* \rangle$ of ORTHOSEFE-2 such that (i) the shared graph G_\cap^* is a cycle, (ii) graph G_1^* is outerplanar, and (iii) no two degree-4 vertices in G_1^* are adjacent, can be constructed in polynomial time.*

References

1. P. Angelini, G. D. Battista, F. Frati, M. Patrignani, and I. Rutter. Testing the simultaneous embeddability of two graphs whose intersection is a biconnected or a connected graph. *J. Discrete Algorithms*, 14:150–172, 2012.
2. P. Angelini, G. Da Lozzo, G. Di Battista, F. Frati, M. Patrignani, and I. Rutter. Beyond level planarity. In M. Nöllenburg and Y. Hu, editors, *GD '16*, LNCS. Springer, 2017. To appear.
3. P. Angelini, G. D. Lozzo, and D. Neuwirth. Advancements on SEFE and partitioned book embedding problems. *Theor. Comput. Sci.*, 575:71–89, 2015.
4. E. N. Argyriou, M. A. Bekos, M. Kaufmann, and A. Symvonis. Geometric RAC simultaneous drawings of graphs. *J. Graph Algorithms Appl.*, 17(1):11–34, 2013.
5. L. Auslander and S. V. Parter. On embedding graphs in the sphere. *J. Math. Mech.*, 10(3):517–523, 1961.
6. G. D. Battista and R. Tamassia. On-line maintenance of triconnected components with SPQR-trees. *Algorithmica*, 15(4):302–318, 1996.
7. G. D. Battista and R. Tamassia. On-line planarity testing. *SIAM J. Comput.*, 25(5):956–997, 1996.
8. M. A. Bekos, T. C. van Dijk, P. Kindermann, and A. Wolff. Simultaneous drawing of planar graphs with right-angle crossings and few bends. *J. Graph Algorithms Appl.*, 20(1):133–158, 2016.
9. T. Biedl and G. Kant. A better heuristic for orthogonal graph drawings. *Comput. Geom.*, 9(3):159–180, 1998.
10. T. Bläsius, A. Karrer, and I. Rutter. Simultaneous embedding: Edge orderings, relative positions, cutvertices. In S. K. Wismath and A. Wolff, editors, *GD'13*, volume 8242 of *LNCS*, pages 220–231. Springer, 2013.
11. T. Bläsius, A. Karrer, and I. Rutter. Simultaneous embedding: Edge orderings, relative positions, cutvertices. *ArXiv e-prints*, abs/1506.05715, 2015.
12. T. Bläsius, S. G. Kobourov, and I. Rutter. Simultaneous embedding of planar graphs. In R. Tamassia, editor, *Handbook of Graph Drawing and Visualization*. CRC Press, 2013.
13. T. Bläsius and I. Rutter. Disconnectivity and relative positions in simultaneous embeddings. *Comput. Geom.*, 48(6):459–478, 2015.
14. T. Bläsius and I. Rutter. Simultaneous PQ-ordering with applications to constrained embedding problems. *ACM Trans. Alg.*, 12(2):16, 2016.
15. U. Brandes. Eager st-ordering. In R. H. Möhring and R. Raman, editors, *ESA'02*, volume 2461 of *LNCS*, pages 247–256. Springer, 2002.
16. G. Di Battista and R. Tamassia. On-line graph algorithms with SPQR-trees. In M. S. Paterson, editor, *ICALP'90*, volume 443 of *LNCS*, pages 598–611. Springer, 1990.
17. A. Estrella-Balderrama, E. Gassner, M. Jünger, M. Percan, M. Schaefer, and M. Schulz. Simultaneous geometric graph embeddings. In S. Hong, T. Nishizeki, and W. Quan, editors, *GD'07*, volume 4875 of *LNCS*, pages 280–290. Springer, 2007.
18. C. Gutwenger and P. Mutzel. A linear time implementation of SPQR-trees. In J. Marks, editor, *GD'00*, volume 1984 of *LNCS*, pages 77–90. Springer, 2000.
19. B. Haeupler, K. R. Jampani, and A. Lubiw. Testing simultaneous planarity when the common graph is 2-connected. *J. Graph Algorithms Appl.*, 17(3):147–171, 2013.
20. K. R. Jampani and A. Lubiw. Simultaneous interval graphs. In O. Cheong, K. Chwa, and K. Park, editors, *ISAAC'10*, volume 6506 of *LNCS*, pages 206–217, 2010.

21. K. R. Jampani and A. Lubiw. The simultaneous representation problem for chordal, comparability and permutation graphs. *J. Graph Algorithms Appl.*, 16(2):283–315, 2012.
22. M. Jünger and M. Schulz. Intersection graphs in simultaneous embedding with fixed edges. *J. Graph Algorithms Appl.*, 13(2):205–218, 2009.
23. B. M. E. Moret. Planar NAE3SAT is in P. *ACM SIGACT News*, 19(2):51–54, 1988.
24. B. M. E. Moret. *Theory of Computation*. Addison-Wesley-Longman, 1998.
25. C. H. Papadimitriou. *Computational complexity*. Academic Internet Publ., 2007.
26. M. Schaefer. Toward a theory of planarity: Hanani–Tutte and planarity variants. *J. Graph Algorithms Appl.*, 17(4):367–440, 2013.
27. T. J. Schaefer. The complexity of satisfiability problems. In R. J. Lipton, W. A. Burkhard, W. J. Savitch, E. P. Friedman, and A. V. Aho, editors, *Proceedings of the 10th Annual ACM Symposium on Theory of Computing (STOC’78)*, pages 216–226. ACM, 1978.
28. W. Shih, S. Wu, and Y. Kuo. Unifying maximum cut and minimum cut of a planar graph. *IEEE Trans. Computers*, 39(5):694–697, 1990.
29. R. Tamassia. On embedding a graph in the grid with the minimum number of bends. *SIAM J. Comput.*, 16(3):421–444, 1987.

Appendix

A Definitions for the appendix

In Section 2 we already discussed how to assign the exclusive edges to either of the two sides of C . We formalise this assignment by means of a function $A : \bigcup_{i=1}^k E_i \setminus E(G_\cap) \rightarrow \{l, r\}$, where $A(e) = l$ (resp. $A(e) = r$) if edge e lies to the left (resp. to the right) of C , according to an arbitrary orientation of C .

Connectivity and SPQR-trees. A graph $G = (V, E)$ is *connected* if there is a path between any two vertices. A *cutvertex* is a vertex whose removal disconnects the graph. A separating pair $\{u, v\}$ is a pair of vertices whose removal disconnects the graph. A connected graph is *biconnected* if it does not have a cutvertex and a biconnected graph is *3-connected* if it does not have a separating pair.

We consider *st*-graphs with two special *pole* vertices s and t . The family of *st*-graphs can be constructed in a fashion very similar to series-parallel graphs. Namely, an edge st is an *st*-graph with poles s and t . Now let G_i be an *st*-graph with poles s_i, t_i for $i = 1, \dots, k$ and let H be a planar graph with two designated adjacent vertices s and t and $k + 1$ edges st, e_1, \dots, e_k . We call H the *skeleton* of the composition and its edges are called *virtual edges*; the edge st is the *parent edge* and s and t are the poles of the skeleton H . To compose the G_i 's into an *st*-graph with poles s and t , we remove the edge st from H and replace each e_i by G_i for $i = 1, \dots, k$ by removing e_i and identifying the poles of G_i with the endpoints of e_i . In fact, we only allow three types of compositions: in a *series composition* the skeleton H is a cycle of length $k + 1$, in a *parallel composition* H consists of two vertices connected by $k + 1$ parallel edges, and in a *rigid composition* H is 3-connected.

For every biconnected planar graph G with an edge st , the graph $G - st$ is an *st*-graph with poles s and t [16]. Much in the same way as series-parallel graphs, the *st*-graph $G - st$ gives rise to a (de-)composition tree \mathcal{T} describing how it can be obtained from single edges. The nodes of \mathcal{T} corresponding to edges, series, parallel, and rigid compositions of the graph are *Q*-, *S*-, *P*-, and *R*-nodes, respectively. To obtain a composition tree for G , we add an additional root *Q*-node representing the edge st . We associate with each node μ the skeleton of the composition and denote it by $\text{skel}(\mu)$. For a *Q*-node μ , the skeleton consists of the two endpoints of the edge represented by μ and one real and one virtual edge between them representing the rest of the graph. For a node μ of \mathcal{T} , the *pertinent graph* $\text{pert}(\mu)$ is the subgraph represented by the subtree with root μ . For a virtual edge ε of a skeleton $\text{skel}(\mu)$, the *expansion graph* of ε is the pertinent graph $\text{pert}(\mu')$ of the neighbor μ' corresponding to ε when considering \mathcal{T} rooted at μ .

The *SPQR-tree* of G with respect to the edge st , originally introduced by Di Battista and Tamassia [16], is the (unique) smallest decomposition tree \mathcal{T} for G . Using a different edge $s't'$ of G and a composition of $G - s't'$ corresponds to rerooting \mathcal{T} at the node representing $s't'$. It thus makes sense to say that

\mathcal{T} is the SPQR-tree of G . The SPQR-tree of G has size linear in G and can be computed in linear time [18]. Planar embeddings of G correspond bijectively to planar embeddings of all skeletons of \mathcal{T} ; the choices are the orderings of the parallel edges in P-nodes and the embeddings of the R-node skeletons, which are unique up to a flip. When considering rooted SPQR-trees, we assume that the embedding of G is such that the root edge is incident to the outer face, which is equivalent to the parent edge being incident to the outer face in each skeleton. We remark that in a planar embedding of G , the poles of any node μ of \mathcal{T} are incident to the outer face of $\text{pert}(\mu)$. Hence, in the following we only consider embeddings of the pertinent graphs with their poles lying on the same face.

B Omitted or Sketched Proofs from Section 2

Theorem 1. *An instance $\langle G_1, \dots, G_k \rangle$ of ORTHOSEFE- k has an OrthoSEFE if and only if it admits a SEFE satisfying the orthogonality constraints.*

Proof. For the *if* part, let \mathcal{E} be the embedding of G_\cap determined by the SEFE $\langle \mathcal{E}_1, \dots, \mathcal{E}_k \rangle$ of $\langle G_1, \dots, G_k \rangle$. Observe that the orthogonality constraints at each vertex define (i) whether a degree 2 vertex of G_\cap has to be drawn straight or bent, and (ii) which face incident to a degree 3 vertex of G_\cap has to be assigned the 180° angle. It is not hard to see that a planar orthogonal drawing Γ of G_\cap in which the embedding of G_\cap is \mathcal{E} satisfying such requirements can be constructed. We draw the exclusive edges in each E_i as orthogonal polylines in Γ inside the face of \mathcal{E} determined by the SEFE. The fact that the exclusive edges of each E_i can be drawn in Γ without introducing any crossings descends from the fact that \mathcal{E}_i is a planar embedding of G_i .

For the *only if* part, let v be a vertex in G_\cap such that the orthogonality constraints are not satisfied at v . If v has exactly two neighbors u and w in G_\cap , then we need to assign a port to two exclusive edges of the same graph (one for each of these edges) on one side of the path uvw and a port to at least one exclusive edge on the other side of the path uvw . If v has degree 3 in G_\cap , then we need to assign a port to an exclusive edge between a pair of edges of G_\cap and a port to an exclusive edge between a different pair of edges of G_\cap . Hence, in both cases we need at least five ports, which is not possible on the grid. \square

C Omitted or Sketched Proofs from Section 3

Theorem 3. *ORTHOSEFE-3 is NP-complete, even for instances $\langle G_1 = (V, E_1), G_2 = (V, E_2), G_3 = (V, E_3) \rangle$ with sunflower intersection in which (i) the shared graph $G_\cap = (V, E_1 \cap E_2 \cap E_3)$ is a cycle and (ii) G_1 and G_2 are outerplanar graphs with maximum degree 3.*

Proof. The membership in NP directly follows from Theorem 2, since an assignment A , which is a certificate for our problem, can be easily verified in polynomial time to satisfy all the planarity and the orthogonality constraints.

To prove that the problem is NP-hard, we show a reduction from the NP-complete problem POSITIVE EXACTLY-THREE NAE3SAT [24], which is the variant of NAE3SAT in which each clause consists of exactly three unnegated literals. See Fig. 2.

Let x_1, x_2, \dots, x_n be the variables and let c_1, c_2, \dots, c_m be the clauses of a 3-CNF formula ϕ of POSITIVE EXACTLY-THREE NAE3SAT. We show how to construct an equivalent instance $\langle G_1 = (V, E_1), G_2 = (V, E_2), G_3 = (V, E_3) \rangle$ of ORTHOSEFE-3; refer to Fig. 2(b). Assume, without loss of generality, that the literals in each clause $c_j = (x_a^j, x_b^j, x_c^j)$ are such that $a > b > c$, if j is odd, and $a < b < c$, otherwise.

A *variable-clause gadget* V_i^j for a variable x_i belonging to a clause c_j is a subgraph of G_\cup defined as follows. Gadget V_i^j contains a path $(s_i^j, u_i^j, w_i^j, v_i^j, z_i^j, r_i^j, t_i^j)$ belonging to G_\cap , and edges $\{u_i^j, v_i^j\}$ and $\{w_i^j, z_i^j\}$ belonging to E_3 ; see Fig. 2(a).

The *clause gadget* C^j for a clause c_j is a subgraph of G_\cup defined as follows. Gadget C^j contains a path $(s^j, \alpha^j, y_a^j, \beta^j, y_b^j, d_1^j, \dots, d_6^j, \gamma^j, y_c^j, \delta^j, t^j)$ belonging to G_\cap , and edges $\{\alpha^j, \beta^j\}$, $\{\beta^j, \gamma^j\}$, $\{\gamma^j, \delta^j\}$, $\{d_1^j, d_3^j\}$, $\{d_2^j, d_4^j\}$, $\{d_3^j, d_5^j\}$, $\{d_4^j, d_6^j\}$ belonging to E_3 , and edges $\{\beta^j, d_3^j\}$ and $\{d_4^j, \gamma^j\}$ belonging to E_1 ; see Fig. 2(a).

Initialize G_\cup to the union of V_i^j , for $i = 1, \dots, n$ and $j = 1, \dots, m$, and of C^j , for $j = 1, \dots, m$. Then, for $j = 1, \dots, m$ and for $i = 1, \dots, n-1$ identify vertex t_i^j with vertex s_{i+1}^j , if j is odd, or identify vertex t_{i+1}^j with vertex s_i^j , otherwise. Further, for $j = 1, \dots, m$ (where $m+1=1$), identify vertex t_n^j with vertex s^j and vertex t^j with vertex s_n^{j+1} , if j is odd, or identify vertex t_1^j with vertex s^j and vertex t^j with vertex s_1^{j+1} , otherwise.

To complete the construction of $\langle G_1, G_2, G_3 \rangle$ we add to G_\cup exclusive edges as follows. For $i = 1, \dots, n$ and for $j = 1, \dots, m-1$, we add an edge $\{w_i^j, w_i^{j+1}\}$ to E_2 , if j is odd, or to E_1 , otherwise. We call these edges *transmission edges*. Further, for $i = 1, \dots, n$ and for $j = 1, \dots, m$, we add an edge $\{w_i^j, y_i^j\}$, if $x_i \in c_j$, or an edge $\{w_i^j, r_i^j\}$, otherwise.

Clearly, the construction of instance $\langle G_1, G_2, G_3 \rangle$ can be completed in polynomial time.

Graph G_\cap is a cycle, as we already observed. Also, the transmission edges in E_1 (in E_2) do not alternate along G_\cap , since the variable-clause gadgets appear along G_\cap in the order V_1^j, \dots, V_n^j , if j is odd, or in the order V_n^j, \dots, V_1^j , otherwise. Also, no transmission edge in E_1 alternates with edges (β^j, d_3) and (d_4, γ^j) , for any j , and such edges do not alternate with each other by construction. Hence, G_1 and G_2 are outerplanar. The fact that G_1 and G_2 have maximum degree 3 also directly follows from the construction.

Given a positive instance ϕ of POSITIVE EXACTLY-THREE NAE3SAT, we show that $\langle G_1, G_2, G_3 \rangle$ is a positive instance of ORTHOSEFE-3. Given a satisfying truth assignment $T : X \rightarrow \{\text{true}, \text{false}\}$ where X denotes the set of variables in ϕ , we construct an assignment A of the exclusive edges of $E_1 \cup E_2 \cup E_3$ to the two sides of G_\cap satisfying all the planarity and the orthogonality constraints.

For $i = 1, \dots, n$ and for $j = 1, \dots, m$, we set $A(e) = l$, for each exclusive edge $e \in E_1 \cup E_2 \cup E_3$ incident to w_i^j , if $T(x_i) = \text{true}$, or $A(e) = r$, otherwise. For $i =$

$1, \dots, n$ and for $j = 1, \dots, m$, we set $A(w_i^j, v_i^j) = r$, if $T(x_i) = \text{true}$, or $A(w_i^j, v_i^j) = l$, otherwise. For each clause $c_j = (x_a^j, x_b^j, x_c^j)$, we set $A(\alpha^j, \beta^j) = l$, if $T(x_a) = \text{false}$, or $A(\alpha^j, \beta^j) = r$, otherwise; we set $A(\beta^j, \gamma^j) = l$, if $T(x_b) = \text{false}$, or $A(\beta^j, \gamma^j) = r$, otherwise; and we set $A(\gamma^j, \delta^j) = l$, if $T(x_c) = \text{false}$, or $A(\gamma^j, \delta^j) = r$, otherwise. Finally, for each clause $c_j = (x_a^j, x_b^j, x_c^j)$, consider the literal x_\circ with $\circ \in \{a, c\}$ such that $T(x_\circ) = T(x_b)$, if any, otherwise let $x_\circ = x_a$. Suppose that $x_\circ = x_a$; set $A(d_1^j, d_3^j) = A(d_3^j, d_5^j) = A(\beta^j, d_3^j) = r$ and set $A(d_2^j, d_4^j) = A(d_4^j, d_6^j) = A(d_4^j, \gamma^j) = l$, if $T(x_\circ) = \text{false}$, or set $A(d_1^j, d_3^j) = A(d_3^j, d_5^j) = A(\beta^j, d_3^j) = l$ and set $A(d_2^j, d_4^j) = A(d_4^j, d_6^j) = A(d_4^j, \gamma^j) = r$, otherwise. Suppose that $x_\circ = x_c$; set $A(d_1^j, d_3^j) = A(d_3^j, d_5^j) = A(\beta^j, d_3^j) = l$ and set $A(d_2^j, d_4^j) = A(d_4^j, d_6^j) = A(d_4^j, \gamma^j) = r$, if $T(x_\circ) = \text{false}$, or set $A(d_1^j, d_3^j) = A(d_3^j, d_5^j) = A(\beta^j, d_3^j) = l$ and set $A(d_2^j, d_4^j) = A(d_4^j, d_6^j) = A(d_4^j, \gamma^j) = r$, otherwise.

We show that A satisfies the planarity constraints. First observe that the planarity constraints for the edges in E_1 and E_2 are trivially satisfied by A since G_1 and G_2 are outerplanar. As for the edges in E_3 , we have that the only pairs of edges that alternate along G_\cap are $\langle (w_i^j, v_i^j), (w_i^j, z_i^j) \rangle$, for $i = 1, \dots, n$ and for $j = 1, \dots, m$, pairs $\langle (w_a^j, y_a^j), (\alpha^j, \beta^j) \rangle$, $\langle (w_b^j, y_b^j), (\beta^j, \gamma^j) \rangle$, and $\langle (w_c^j, y_c^j), (\gamma^j, \delta^j) \rangle$, for $j = 1, \dots, m$, and the edges incident to the dummy vertices d_1^j, \dots, d_6^j , for $j = 1, \dots, m$. However, it is easy to verify that A assigns alternating edges to different sides of G_\cap .

We show that A satisfies the orthogonality constraints at every vertex. For all the vertices except for $w_i^j, \beta^j, d_3^j, d_4^j$, and γ^j , for $i = 1, \dots, n$ and for $j = 1, \dots, m$, this is true since they have only one incident exclusive edge. For vertices w_i^j, d_3^j , and d_4^j , with $i = 1, \dots, n$ and for $j = 1, \dots, m$, this is true since all the edges incident to w_i^j are assigned to the same side of G_\cap by A , by construction. For vertex β^j and γ^j , we distinguish two cases based on whether there exists a $\circ \in \{a, c\}$ with $T(x_b) = T(x_\circ)$: (i) If this is case, let $\circ = c$ without loss of generality; the case $\circ = a$ can be shown analogously. Then, $A(\beta^j, \gamma^j) = A(\gamma^j, \delta^j) = A(d_4^j, \gamma^j)$, by construction, and hence the orthogonality constraints are satisfied at γ^j . To prove that they are also satisfied at β^j , it suffices to show that the two edges of E_3 incident to β^j are assigned to different sides of G_\cap , given that β^j has degree 3 in G_1 and degree 2 in G_2 . Namely, due to the fact that T is a NAE3SAT truth assignment we have that $T(x_a) \neq T(x_b)$, and hence $A(\alpha^j, \beta^j) \neq A(\beta^j, \gamma^j)$. (ii) In the second case, $T(x_a) \neq T(x_b) \neq T(x_c)$, hence we have that $A(\alpha^j, \beta^j) \neq A(\beta^j, \gamma^j) \neq A(\gamma^j, \delta^j)$. Since vertices β^j and γ^j have degree 4 in G_3 , degree 3 in G_1 , and degree 2 in G_2 , this implies that the orthogonality constraints are satisfied at β^j and at γ^j .

Suppose that $\langle G_1 = (V, E_1), G_2 = (V, E_2), G_3 = (V, E_3) \rangle$ is a positive instance of ORTHOSEFE-3 and let A be the corresponding assignment of the exclusive edges to the sides of G_\cap . We show how to construct a NAE3SAT truth assignment T that satisfies ϕ . For $i = 1, \dots, n$, we set $T(x_i) = \text{true}$ if and only if $A(w_i^1, z_i^1) = l$. We start by proving that, for each $i = 1, \dots, n$, all the edges incident to w_i^j , with $1 \leq j \leq m$, are assigned to the same side of G_\cap . Observe that, for each $i = 1, \dots, n$ and for each for each $j = 1, \dots, m$, the

two edges in G_3 incident to w_i^j both alternate with edge (u_i^j, v_i^j) along G_\cap and hence are assigned to the same side of G_\cap by the planarity constraints. Hence, by the orthogonality constraints at w_i^j , all the exclusive edges in $E_1 \cup E_2$ incident to w_i^j lie on the same side of G_\cap as (w_i^j, z_i^j) . Further, since any two vertices w_i^j and w_i^{j+1} , are connected by a transmission edge in either E_1 or in E_2 , the statement follows. This property allows us to focus on each clause separately. Let $c_j = (x_a^j, x_b^j, x_c^j)$ be a clause in ϕ , with $1 \leq j \leq m$. We show that $T(x_a^j) = T(x_b^j) = T(x_c^j)$ does not hold. First, we show that $A(\beta^j, d_3^j) \neq A(d_4^j, \gamma^j)$. Namely, by the planarity constraints, $A(d_1^j, d_3^j) = A(d_3^j, d_5^j) \neq A(d_2^j, d_4^j) = A(d_4^j, d_6^j)$; then, by the orthogonality constraints at d_3^j and at d_4^j , we have that $A(\beta^j, d_3^j) = A(d_1^j, d_3^j) = A(d_3^j, d_5^j)$ and that $A(d_4^j, \gamma^j) = A(d_2^j, d_4^j) = A(d_4^j, d_6^j)$, and the statement follows. Second, $A(\alpha^j, \beta^j) = A(\beta^j, \gamma^j) = A(\gamma^j, \delta^j)$ does not hold, since $A(\beta^j, d_3^j) \neq A(d_4^j, \gamma^j)$ and by the orthogonality constraints at β^j and at γ^j . This implies that $A(w_a^j, y_a^j) = A(w_b^j, y_b^j) = A(w_c^j, y_c^j)$ does not hold, and hence $A(w_a^j, z_a^j) = A(w_b^j, z_b^j) = A(w_c^j, z_c^j)$ does not hold, since all the edges incident to w_i^j , with $1 \leq j \leq m$, are assigned to the same side of G_\cap . This concludes the proof that $T(x_a^j) = T(x_b^j) = T(x_c^j)$ does not hold.

It is easy to see that the reduction can be performed in polynomial time and that it can be extended to any $k > 3$ by subdividing two edges of G_\cap for each additional graph G_i and by introducing an exclusive edge between these vertices only belonging to G_i . \square

D Omitted or Sketched Proofs from Section 4

Lemma 2. *Let $\langle G_1, G_2 \rangle$ be an instance of ORTHOSEFE-2 such that $G_\cap = (V, E_1 \cap E_2)$ is a cycle and G_1 has maximum degree 3. It is possible to construct in polynomial time an equivalent instance $\langle G_1^*, G_2^* \rangle$ of ORTHOSEFE-2 such that $G_\cap^* = (V^*, E_1^* \cap E_2^*)$ is a cycle and G_1^* is an outerplanar graph with maximum degree 3.*

Proof. We describe how to construct an equivalent instance $\langle G'_1, G'_2 \rangle$ of ORTHOSEFE-2 such that G'_\cap is a cycle, G'_1 has maximum degree 3 and the number of pairs of edges in G'_1 that alternate along G'_\cap is smaller than the number of pairs of edges in G_1 that alternate along G_\cap . Note that repeatedly performing this transformation eventually yields an equivalent instance $\langle G_1^*, G_2^* \rangle$ satisfying the requirements of the lemma.

Consider two edges $e = (u, v)$ and $f = (w, z)$ of G_1 such that u, w, v, z appear in this order along cycle G_\cap and such that the path $P_{u,z}$ in G_\cap between u and z that contains v and w has minimal length. If G_1 is not outerplanar, edges e and f always exist.

Initialize $G'_\cap = G_\cap$. Replace path $P_{u,z}$ in G'_\cap by a path $P'_{u,z}$, as follows; refer to Fig. 8. Let H_1, H_2 , and H_3 be the sets of vertices between u and w , between w and v , and between v and z in G_\cap . Path $P'_{u,z}$ contains u , then the vertices in H_1 , then a dummy vertex w' , then the vertices in H_2 , then a dummy vertex

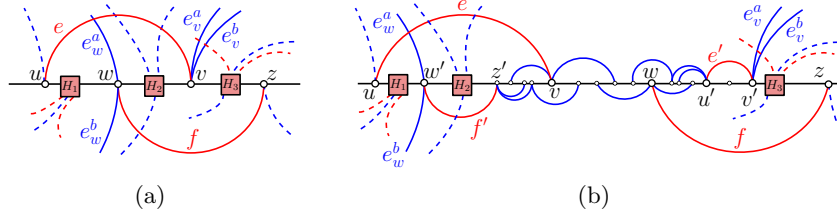


Fig. 8. Instances (a) $\langle G_1, G_2 \rangle$ and (b) $\langle G'_1, G'_2 \rangle$ for the proof of Lemma 2. Edges of the shared graph G_\cap are black. Exclusive edges of G_1 are red and those of G_2 are blue.

z' , then three dummy vertices x_1, x_2, x_3 , then v , then four dummy vertices x_4, x_5, x_6, x_7 , then w , then three dummy vertices x_8, x_9, x_{10} , then three dummy vertices u', x_{11} , and v' , then the vertices in H_3 , and finally z . Note that G'_\cap contains all the vertices of G_\cap , plus a set of dummy vertices. We now describe the exclusive edges in E'_1 and E'_2 . Initialize $E'_1 = E_1$ and $E'_2 = E_2$. Add edges $e' = (u', v')$ and $f' = (w', z')$ to E'_1 . Also, add edges $(z', x_2), (z', x_3), (x_1, v), (x_3, x_4), (v, x_6), (x_5, w), (x_7, x_8), (w, x_{10}), (x_8, u'),$ and (x_9, u') to E'_2 . Finally, replace in E'_2 each edge (x, w) incident to w by an edge (x, w') and each edge (x, v) incident to v with an edge (x, v') .

Before proving the statement, we observe an important property that will be used in the following, namely that there exists no exclusive edge in E_1 , and hence in E'_1 , with an endpoint in H_2 and the other one not in H_2 . In fact, there exists no edge connecting a vertex of H_2 to any of u, v, w, z , since these vertices are already incident to edges e and f , respectively, and since G_1 has maximum degree 3. Also, there exists no exclusive edge g connecting a vertex of H_2 to a vertex of H_1 (of H_3), since in this case g would alternate with f (with e), hence contradicting the minimality of path $P_{u,z}$. Finally, the existence of an exclusive edge connecting a vertex of H_2 to any other vertex in V would immediately make the instance negative, since G_1 would not be planar.

We now prove that $\langle G'_1, G'_2 \rangle$ satisfies the required properties. First, graph G'_\cap is a cycle by construction. Second, G'_1 has maximum degree 3, since (i) every vertex in $V \cap V'$ is incident to the same edges in E'_1 as in E_1 , (ii) dummy vertices x_i , with $i = 1, \dots, 11$, have degree 2, and (iii) dummy vertices w', z', u' , and v' have degree 3. Third, the number of pairs of alternating edges in $\langle G'_1, G'_2 \rangle$ is smaller than in $\langle G_1, G_2 \rangle$. In fact, (i) edge e' does not alternate with any edge of E'_1 , since x_{11} is not incident to any exclusive edge in E'_1 , (ii) edge f' does not alternate with any edge in E'_1 , since there exists no exclusive edge in E'_1 with an endpoint in H_2 and the other one not in H_2 , and (iii) all pairs of edges in $E_1 \cap E'_1$ that alternate along G'_\cap also alternate along G_\cap , except for edges e and f , which alternate along G_\cap but not along G'_\cap .

We now prove that $\langle G'_1, G'_2 \rangle$ is equivalent to $\langle G_1, G_2 \rangle$.

Suppose that $\langle G_1, G_2 \rangle$ admits an OrthoSEFE $\langle \Gamma_1, \Gamma_2 \rangle$. By Theorem 2, $\langle \Gamma_1, \Gamma_2 \rangle$ determines an assignment A of the exclusive edges of E_1 and of E_2 to the two sides of G_\cap satisfying all the planarity and the orthogonality constraints. We

show how to construct an assignment A' of the exclusive edges of E'_1 and of E'_2 to the two sides of G'_\cap satisfying all the constraints.

For each exclusive edge $g \in E_1 \cap E'_1$, set $A'(g) = A(g)$. Also, set $A'(e') = A(e)$ and $A'(f') = A(f)$. For each exclusive edge $g \in E_2 \cap E'_2$, set $A'(g) = A(g)$. Also, for each edge (x, w') (resp. (x, v')) incident to w' (resp. to v'), set $A'(x, w') = A(x, w)$ (resp. $A'(x, v') = A(x, v)$). Further, set $A'(x_1, v) = A'(v, x_6) = A'(x_7, x_8) = A'(x_8, u') = A'(x_9, u') = A(e)$ and set $A'(z', x_2) = A'(z', x_3) = A'(x_3, x_4) = A'(x_5, w) = A'(w, x_{10}) = A(f)$.

The planarity constraints for the edges of G'_1 are satisfied since any pair of edges that alternate along G'_\cap also alternate in G_\cap and since their assignment in A' and in A are the same, by construction.

We prove that the planarity constraints for the edges of G'_2 are satisfied by A' . For the edges that are not incident to any dummy vertex, this is true for the same reason as for the edges of G'_1 . For each edge (x, w') incident to w' , this is true since $A'(x, w') = A(x, w)$, and since (x, w') alternates with an edge $g \in E'_2$ along G'_\cap if and only if edge (x, w) alternates with an edge g^* along G_\cap , where $g^* = g$ if g is not incident to v' , while $g^* = (y, v)$ if $g = (y, v')$. Analogous arguments hold for each edge (x, v') incident to v' . Finally, the fact that the planarity constraints for each edge incident to two dummy vertices are satisfied by A' can be easily verified; recall that $A(e) \neq A(f)$.

We now prove that the orthogonality constraints are satisfied by A' at every vertex of V' . For the vertices in $V' \cap V \setminus \{w, v\}$, this is true since they are satisfied by A and since for every exclusive edge $g \in E'_1 \cup E'_2$ incident to these vertices, we have that $g \in E_1 \cup E_2$, by construction, and $A'(g) = A(g)$. For vertex w , this is true since $A'(x_5, w) = A'(w, x_{10}) = A(f) = A'(f)$. For vertex v , this is true since $A'(x_1, v) = A'(v, x_6) = A(e) = A'(e)$. For vertex u' , this is true since $A'(x_8, u') = A'(x_9, u') = A'(e') = A(e)$. For vertex z' , this is true since $A'(z', x_2) = A'(z', x_3) = A'(f') = A(f)$. For vertex w' , assume there exist two exclusive edges $e_w^a, e_w^b \in E'_2$ that are incident to w' , the case in which there exists only one or none of them being trivial. Since $A'(e_w^a) = A(e_w^a)$, $A'(e_w^b) = A(e_w^b)$, and $A'(f') = A(f)$, and since the orthogonality constraints at w are satisfied by A , the orthogonality constraints at w' are satisfied by A' . Analogously, the orthogonality constraints at v' between edges $e_v^a, e_v^b \in E'_2$, if any, and edge $e' \in E'_1$ are satisfied by A' since the same constraints at v between edges $e_v^a, e_v^b \in E_2$ and $e \in E_1$ are satisfied by A . Since vertices x_i , with $i = 1, \dots, 11$, have degree 2 in G'_1 , this concludes the proof that A' satisfies the orthogonality constraints.

Suppose that $\langle G'_1, G'_2 \rangle$ admits OrthoSEFE $\langle \Gamma'_1, \Gamma'_2 \rangle$, and let A' be the corresponding assignment of the exclusive edges of E'_1 and of E'_2 to the two sides of G'_\cap . We show how to construct an assignment A of the exclusive edges of E_1 and of E_2 to the two sides of G_\cap satisfying all the planarity and the orthogonality constraints.

For each exclusive edge $g \in E_1$, set $A(g) = A'(g)$. For each exclusive edge $g \in E_2 \cap E'_2$, set $A(g) = A'(g)$. Also, for each edge (x, w) (resp. (x, v)) incident to w (resp. to v), set $A(x, w) = A'(x, w')$ (resp. $A(x, v) = A'(x, v')$).

We prove that the planarity constraints for the edges of G_1 are satisfied by A . For each pair (e_1, e_2) of exclusive edges in E_1 such that $\{e_1, e_2\} \neq \{e, f\}$, this is true since e_1 and e_2 alternate along G_\cap if and only if they alternate along G'_\cap , by construction. For pair (e, f) , this is true for the following reason. By planarity constraints, we have $A'(x_1, v) = A'(v, x_6) \neq A'(x_3, x_4)$; hence, by orthogonality constraints at vertex v , we have $A'(e) = A'(x_1, v) = A'(v, x_6)$. Analogously, we have $A'(f) = A'(x_5, w) = A'(w, x_{10}) \neq A'(x_7, x_8)$. Since, by planarity constraints, $A'(v, x_6) \neq A'(x_5, w)$, we have $A'(e) \neq A'(f)$ and hence $A(e) \neq A(f)$. We prove that the planarity constraints for the edges of G_2 are satisfied by A . For each pair (e_1, e_2) of exclusive edges in E_2 such that neither e_1 nor e_2 is incident to either of w and v , this is true since e_1 and e_2 alternate along G_\cap if and only if they alternate along G'_\cap , by construction. For each edge (x, w) incident to w , this is true since $A(x, w) = A'(x, w')$, and since (x, w) alternates with an edge $g \in E_2$ along G_\cap if and only if edge (x, w) alternates with an edge g^* along G'_\cap , where $g^* = g$ if g is not incident to v , while $g^* = (y, v')$ if $g = (y, v)$. Analogous arguments hold for each edge (x, v) incident to v .

We now prove that the orthogonality constraints are satisfied by A at every vertex of V . For vertices in $V \setminus \{w, v\}$, this is true since they are satisfied by A' and since for every exclusive edge $g \in E_1 \cup E_2$ incident to these vertices, $g \in E'_1 \cup E'_2$, by construction, and $A(g) = A'(g)$. In order to prove that the constraints are satisfied also at w and v , we first argue that $A(f) = A'(f')$ and $A(e) = A'(e')$: Namely, by planarity constraints, $A'(z', x_2) \neq A'(x_1, v) \neq A'(z', x_3)$, and hence $A'(z', x_2) = A'(z', x_3)$. Similarly, $A'(x_5, w) \neq A'(x_7, x_8) \neq A'(w, x_{10})$, and hence $A'(x_5, w) = A'(w, x_{10})$. Then, by using the longer chain of alternating edges we get $A'(z', x_3) \neq A'(x_1, v) \neq A'(x_3, x_4) \neq A'(v, x_6) \neq A'(x_5, w)$ and thus $A'(z', x_3) = A'(x_5, w)$. Finally, by orthogonality constraints at z' and w , we get $A'(f') = A'(z', x_3)$ and $A'(f) = A'(x_5, w)$. Since $A(f) = A'(f)$ we conclude $A(f) = A'(f')$. The equality $A(e) = A'(e')$ follows symmetrically. We now prove that the orthogonality constraints are satisfied at w and v . For vertex w , assume there exist two exclusive edges $e_w^a, e_w^b \in E_2$ incident to w , the case in which there exists only one or none of them being trivial. Since $A(e_w^a) = A'(e_w^a)$, $A(e_w^b) = A'(e_w^b)$, and $A(f) = A'(f')$, and since the orthogonality constraints at w' between e_w^a, e_w^b and f' are satisfied by A' , the orthogonality constraints at w between e_w^a, e_w^b and f are satisfied by A . Analogously, the orthogonality constraints at v between edges $e_v^a, e_v^b \in E_2$, if any, and edge $e \in E_1$ are satisfied by A since the same constraints at v' between $e_v^a, e_v^b \in E'_2$ and $e' \in E'_1$ are satisfied by A' . This concludes the proof of the lemma. \square

Lemma 3. *Let $\langle G_1, G_2 \rangle$ be an instance of ORTHOSEFE-2 such that $G_\cap = (V, E_1 \cap E_2)$ is a cycle and each vertex $v \in V$ has degree at most 3 in either G_1 or G_2 . It is possible to construct in polynomial time an equivalent instance $\langle G_1^*, G_2^* \rangle$ of ORTHOSEFE-2 such that $G_\cap^* = (V^*, E_1^* \cap E_2^*)$ is a cycle and graph G_1^* has maximum degree 3.*

Proof. We describe how to construct an equivalent instance $\langle G'_1, G'_2 \rangle$ of ORTHOSEFE-2 such that G'_\cap is a cycle, each vertex $v \in V'$ has degree at most 3 in either G'_1

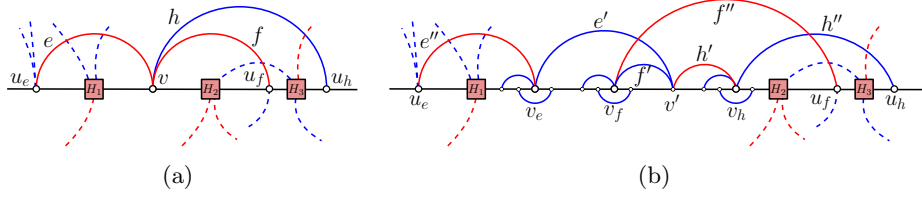


Fig. 9. Instances (a) $\langle G_1, G_2 \rangle$ and (b) $\langle G'_1, G'_2 \rangle$ for the proof of Lemma 3. Edges of the shared graph G_\cap are black. Exclusive edges of G_1 are red and those of G_2 are blue.

or G'_2 , and the number of degree-4 vertices in G'_1 is smaller than the number of degree-4 vertices in G_1 . Note that repeatedly performing this transformation eventually yields an equivalent instance $\langle G_1^*, G_2^* \rangle$ satisfying the requirements of the lemma.

Consider a vertex $v \in V$ such that there exists two edges $e = (v, u_e), f = (v, u_f) \in E_1$ incident to v . Assume without loss of generality that u_e, v , and u_f appear in this order along G_\cap . Suppose that there exists an edge $h = (v, u_h) \in E_2$ incident to v , the other case being simpler. We describe the construction for the case in which vertices u_e, v, u_f, u_h appear in this order along G_\cap ; the other cases are analogous.

Initialize $G'_\cap = G_\cap$; refer to Fig. 9. Replace v in G'_\cap by a path $P_v = x_1, x_2, v_e, x_3, y_1, y_2, v_f, y_3, v', z_1, z_2, v_h, z_3$ composed of dummy vertices.

We now describe the exclusive edges in E'_1 and E'_2 . Set E'_i , with $i = 1, 2$, contains all the exclusive edges in E_i that are not incident to v . Also, E'_1 contains edges $e'' = (v_e, u_e), f'' = (v_f, u_f)$, and $h' = (v_h, v')$. Finally, E'_2 contains edges $(x_1, v_e), (x_2, x_3), (y_1, v_f), (y_2, y_3), (z_1, v_h), (z_2, z_3)$, and edges $e' = (v_e, v'), f' = (v_f, v')$, and $h'' = (v_h, u_h)$.

We prove that $\langle G'_1, G'_2 \rangle$ satisfies the required properties. First, graph G'_\cap is a cycle by construction. Second, the degree of the vertices in $V \setminus V'$ is the same in G'_1 (resp. G'_2) as in G_1 (resp. as in G_2), while all the dummy vertices have degree at most 3 in G'_1 . Hence, every vertex in V' has degree at most 3 in either G'_1 or G'_2 ; also, the number of degree-4 vertices in G'_1 is smaller than the number of degree-4 vertices in G_1 , since $v \notin G'_1$.

We now prove that $\langle G'_1, G'_2 \rangle$ is equivalent to $\langle G_1, G_2 \rangle$.

Suppose that $\langle G_1, G_2 \rangle$ admits an OrthoSEFE $\langle \Gamma_1, \Gamma_2 \rangle$, and let A be the corresponding assignment of the exclusive edges of E_1 and of E_2 to the two sides of G_\cap , which exists by Theorem 2. We show how to construct an assignment A' of the exclusive edges of E'_1 and of E'_2 to the two sides of G'_\cap satisfying all the constraints.

For each exclusive edge $g \in E_1 \cup E_2$ incident to v , set $A'(g) = A(g)$. Also, set $A'(e'') = A(e)$, $A'(f'') = A(f)$, and $A'(h') = A(h)$. Finally, set $A'(x_1, v_e) = A'(e') = A(e)$ and $A'(x_2, x_3) \neq A(e)$; set $A'(y_1, v_f) = A'(f') = A(f)$ and $A'(y_2, y_3) \neq A(f)$; and set $A'(z_1, v_h) = A'(h'') = A(h)$ and $A'(z_2, z_3) \neq A(h)$.

We prove that the planarity constraints for the edges of G'_1 are satisfied by A' . Note that, by construction, edge h' does not alternate with any edge of G'_1 along G'_\cap . Also, edges e'' and f'' do not alternate with each other along G'_\cap . Further, if edge e'' (edge f'') alternates with an edge $g \in G'_1$ along G'_\cap , then edge e (edge f) alternates with g along G_\cap . Finally, any two edges not incident to any dummy vertex that alternate along G'_\cap also alternate along G_\cap . In all the described cases, the planarity constraints are satisfied by A' since they are satisfied by A .

We prove that the planarity constraints for the edges of G'_2 are satisfied by A' . Note that, by construction, edges e' , f' , (x_1, v_e) , (x_2, x_3) , (y_1, v_f) , (y_2, y_3) , (z_1, v_h) , and (z_2, z_3) do not alternate with any edge of G'_2 that is not incident to a dummy vertex along G'_\cap ; it is easy to verify that A' satisfies the planarity constraints among these edges. Also, edge h'' alternates with (z_2, z_3) , but $A'(h'') \neq A'(z_2, z_3)$ by construction. Further, if edge h'' alternates with an edge $g \neq (z_2, z_3) \in G'_2$ along G'_\cap , then edge h alternates with g along G_\cap . Finally, any two edges not incident to any dummy vertex that alternate along G'_\cap also alternate along G_\cap . In all these cases, the planarity constraints are satisfied by A' since they are satisfied by A .

We now prove that the orthogonality constraints are satisfied by A' at every vertex in V' . For non-dummy vertices, this is true since they are satisfied by A and since all the edges incident to them have the same assignment in A as in A' . For vertices x_i , y_i , and z_i , with $i = 1, 2, 3$, this is true since they have degree 2 in G'_1 . For vertex v_e , this is true since $A'(e'') = A'(x_1, v_e) = A'(e') = A(e)$; similar arguments apply for vertices v_f and v_h . Finally, for vertex v' , this is true since (i) $A'(e') = A(e)$, $A'(f') = A(f)$, and $A'(h') = A(h)$, (ii) e , f , and h are incident to v in G_2 , and (iii) A satisfies the orthogonality constraints. This concludes the proof that A' satisfies the orthogonality constraints.

Suppose that $\langle G'_1, G'_2 \rangle$ admits an OrthoSEFE $\langle \Gamma'_1, \Gamma'_2 \rangle$, and let A' be the corresponding assignment of the exclusive edges of E'_1 and of E'_2 to the two sides of G'_\cap . We show how to construct an assignment A of the exclusive edges of E_1 and of E_2 to the two sides of G_\cap satisfying all the planarity and the orthogonality constraints.

For each exclusive edge $g \in E_1 \cup E_2$ not incident to v , set $A(g) = A'(g)$. Also, set $A(e) = A'(e'')$, $A(f) = A'(f'')$, and $A(h) = A'(h'')$.

We prove that the planarity constraints for the edges of G_1 and of G_2 are satisfied by A . Consider any pair of edges $\langle g_1, g_2 \rangle$ of the same graph G_i , with $i = 1, 2$, that alternate along G_\cap . If none of g_1 and g_2 is incident to v , then they also alternate along G'_\cap . Hence, the planarity constraints are satisfied by A since they are satisfied by A' . Otherwise, assume g_1 is incident to v ; note that g_2 is not incident to v , since g_1 and g_2 alternate along G_\cap . If $g_1 = e$ (if $g_1 = f$; if $g_1 = h$), then edge e'' (edge f'' ; edge h'') alternates with g_2 along G'_\cap . Further, $A(e) = A'(e'')$, $A(f) = A'(f'')$, $A(h) = A'(h'')$, and $A(g_2) = A'(g_2)$. Hence, the planarity constraints for these edges are satisfied by A since they are satisfied by A' .

We finally prove that the orthogonality constraints are satisfied by A . For the vertices in $V \setminus \{v, u_e, u_f, u_h\}$, this is true since they are satisfied by A' and since for every exclusive edge $g \in E_1 \cup E_2$ incident to these vertices, we have that $g \in E'_1 \cup E'_2$, by construction, and $A(g) = A'(g)$. For vertex u_e , this is true since for each edge g incident to u_e different from e , it holds that $A(g) = A'(g)$, since $A(e) = A'(e'')$, and since the orthogonality constraints at u_e are satisfied by A' . Analogous arguments hold for vertices u_f and u_h . To prove that this is true for v , we first argue that $A(e) = A'(e')$, that $A(f) = A'(f')$, and that $A(h) = A'(h')$: Namely, by planarity constraints, we get $A'(e') = A'(x_1, v_e)$ since they both alternate with (x_2, x_3) ; hence, by orthogonality constraints at v_e , we get $A'(e'') = A'(e')$. Since $A(e) = A'(e'')$, by construction, we conclude $A(e) = A'(e')$. The equalities $A(f) = A'(f')$ and $A(h) = A'(h')$ follow symmetrically. Hence, the orthogonality constraints at v are satisfied by A since they are satisfied at v' by A' . This concludes the proof. \square

Theorem 5. ORTHOSEFE-2 can be solved in polynomial time for instances whose shared graph is a cycle and whose union graph has maximum degree 5.

Proof. First apply Lemma 3 to obtain an equivalent instance $\langle G'_1, G'_2 \rangle$ such that G'_\cap is a cycle and graph G'_1 has maximum degree 3. Then, apply Lemma 2 to obtain an equivalent instance $\langle G''_1, G''_2 \rangle$ such that G''_\cap is a cycle and G''_1 is an outerplanar graph with maximum degree 3. Finally, apply Lemma 1 to test in polynomial time whether $\langle G''_1, G''_2 \rangle$, and hence $\langle G_1, G_2 \rangle$, is a positive instance. \square

E Omitted or Sketched Proofs from Section 5

Lemma 4. Let $\langle G_1, G_2 \rangle$ be an instance of ORTHOSEFE-2 whose shared graph is biconnected. It is possible to construct in polynomial time an equivalent instance $\langle G^*_1, G^*_2 \rangle$ whose shared graph is biconnected and such that each endpoint of an exclusive edge has degree 2 in the shared graph.

Proof. We start with a simplification step that removes certain edges. An exclusive edge $e = uv$ of G_1 or of G_2 is an *intra-pole* edge if its endpoints are adjacent in some skeleton of the SPQR-tree of the shared graph G_\cap . If neither u nor v is incident to other exclusive edges, then uv is *isolated*. Let E'_1 and E'_2 be the isolated intra-pole edges of G_1 and G_2 , respectively.

We claim that the instance $\langle G_1 - E'_1, G_2 - E'_2 \rangle$ admits an OrthoSEFE if and only if $\langle G_1, G_2 \rangle$ does. The if part is clear since we can simply remove the isolated intra-pole edges from an OrthoSEFE of $\langle G_1, G_2 \rangle$ to obtain an OrthoSEFE. Conversely, Angelini et al. [1] show that the intra-pole edges can be reinserted into any SEFE, and thus also into an OrthoSEFE of $\langle G_1 - E'_1, G_2 - E'_2 \rangle$ without crossings, i.e., the planarity constraints are satisfied for $\langle G_1, G_2 \rangle$. Since the edges in $E'_1 \cup E'_2$ are isolated also the orthogonal constraints are trivially satisfied, and we obtain an OrthoSEFE of $\langle G_1, G_2 \rangle$. This finishes the proof of the claim.

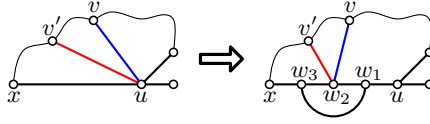


Fig. 10. Moving exclusive edges from a vertex with degree 3 in the shared graph to a new vertex with degree 2 in the shared graph.

In the following, we assume that $\langle G_1, G_2 \rangle$ has been preprocessed in this way, and it hence does not contain isolated intra-pole edges.

Consider an exclusive edge $e = uv$ in G_1 or G_2 , say in G_1 , such that u has degree 3 in the shared graph. Assume that ux is an edge of G incident to u such that, in every OrthoSEFE of $\langle G_1, G_2 \rangle$ the edge wv is embedded in a face of G incident to ux (we describe how to determine such an edge later). We perform the following transformation. We subdivide ux by three vertices w_1, w_2, w_3 and add the edge w_1w_3 . We further replace wv by w_2v and also, if it exists, the (unique) exclusive edge $e' = uv'$ (from G_2) by w_2v' ; see Fig. 10. Call the resulting instance $\langle G'_1, G'_2 \rangle$. It is not difficult to see that $\langle G_1, G_2 \rangle$ admits an OrthoSEFE if and only if $\langle G'_1, G'_2 \rangle$ does. If $\langle G'_1, G'_2 \rangle$ admits an OrthoSEFE, we can contract the vertices w_1, w_2, w_3 onto u to obtain an OrthoSEFE of $\langle G_1, G_2 \rangle$. Note that the orthogonal constraint at u is satisfied since the triangle w_1, w_2, w_3 ensures that the exclusive edges incident to u are embedded in the same face of G'_\cap and hence in G_\cap . Conversely, given an OrthoSEFE of $\langle G_1, G_2 \rangle$, due to the orthogonality constraints at u all exclusive edges incident to u are embedded in the same face of G_\cap , and hence the replacement can be carried out locally without creating crossings. Note that, after the transformation, there are fewer endpoints of exclusive edges that have degree 3 in the shared graph. We iteratively apply this transformation to obtain the instance $\langle G_1^*, G_2^* \rangle$.

It remains to show that there always exists a suitable edge ux . Let \mathcal{T} denote the SPQR-tree of the shared graph G_\cap . Since u has degree 3, there is exactly one node μ of \mathcal{T} whose skeleton contains u and where the degree of u in $\text{skel}(\mu)$ is 3. Note that μ is either a P-node or an R-node.

First assume μ is an R-node and consider the position of v inside $\text{skel}(\mu)$, where it is either a vertex of $\text{skel}(\mu)$ or it is contained in a virtual edge ε_v of $\text{skel}(\mu)$. Since μ is an R-node, u and v (u and ε_v) share at most two faces, both of which are incident to a virtual edge ε incident to u . We choose ux as the (unique) edge incident to u that is contained in the subgraph represented by ε .

Second, assume μ is a P-node. If the other endpoint v of e is not a pole of μ , then v is contained in a virtual edge ε_v of $\text{skel}(\mu)$, and we can proceed as in the previous case; see Fig. 10. Now assume that v is the other vertex of $\text{skel}(\mu)$, i.e., e is an intra-pole edge. Since e cannot be isolated (due to the simplification step at the beginning), there exists an exclusive edge e' in G_2 incident to u or v . Since $e \neq e'$, the edge e' has an endpoint v' that is contained in a subgraph represented by a virtual edge ε of $\text{skel}(\mu)$. It follows that in every planar embedding of G_2 , the edge e' is embedded in a face incident to ε . By the orthogonality constraints

at the vertex shared by e and e' , e also has to be embedded in a face incident to ε in any OrthoSEFE. We thus choose ux as the (unique) edge incident to u contained in the subgraph represented by ε . \square

Lemma 5. *Let $\langle G_1, G_2 \rangle$ be an instance of ORTHOSEFE-2 such that the shared graph G_\cap is biconnected. Then $\langle G_1, G_2 \rangle$ admits an OrthoSEFE if and only if all instances $\langle G_1^\mu, G_2^\mu \rangle$ admit an OrthoSEFE.*

Proof. It is not hard to see that each $\langle G_1^\mu, G_2^\mu \rangle$ can be obtained from $\langle G_1, G_2 \rangle$ by removing some vertices and edges and suppressing subdivision vertices. Thus, if $\langle G_1, G_2 \rangle$ admits an OrthoSEFE, so does each $\langle G_1^\mu, G_2^\mu \rangle$.

Conversely, assume that each $\langle G_1^\mu, G_2^\mu \rangle$ admits an OrthoSEFE. Recall that we have fixed a reference embedding for each skeleton of the SPQR-tree of the shared graph G_\cap up to a flip. We fix the flips of all reference embeddings as follows. For each S-node μ and each neighbor ν , represented by a virtual edge ε in $\text{skel}(\mu)$, we consider the flips of the cycle C_ε in the OrthoSEFE of $\langle G_1^\mu, G_2^\mu \rangle$ with respect to the ordering O_ε of the attachments of the subgraph represented by ε . If the reference embedding is used, we label the edge $\mu\nu$ with label 1, otherwise we label it -1 . Finally, we choose an arbitrary root μ_0 of the augmented SPQR-tree for which we fix the reference embedding. For each skeleton $\text{skel}(\mu)$, $\mu \neq \mu_0$, we choose the reference embedding if and only if the product of the labels on the (unique) path from μ_0 to μ is 1, and its flip otherwise. We denote the planar embedding of G_\cap obtained in this way by \mathcal{E} .

It remains to determine the embeddings of G_1 and G_2 . After suitably flipping the given OrthoSEFEs, we can assume that their embeddings can be obtained from \mathcal{E} by removing vertices and edges, and by contracting edges. We now determine the embeddings of G_1 and G_2 as follows. Recall that every vertex that is incident to exclusive edges has degree 2 in the shared graph. For each vertex v that is incident to exclusive edges of G_1 (of G_2), we consider the unique S-node μ whose skeleton contains v , and we choose the edge ordering as in the given OrthoSEFE of $\langle G_1^\mu, G_2^\mu \rangle$. We claim that this results in an OrthoSEFE $\langle \mathcal{E}_1, \mathcal{E}_2 \rangle$ of $\langle G_1, G_2 \rangle$. Refer to Figs. 6(a) and 6(b).

First observe that the orthogonality constraints are satisfied, since the edge ordering of each vertex is chosen according to one of the given OrthoSEFEs. It remains to show that the embeddings also satisfy the planarity constraints. Due to the construction of the embeddings, all the exclusive edges are embedded in faces of \mathcal{E} ; otherwise we would observe crossings in the skeletons of the (augmented) SPQR-tree. Consider two exclusive edges uv and $u'v'$ from the same graph that cross. Since uv and $u'v'$ cross, there exists a node μ of the (augmented) SPQR-tree such that for each of the two edges the endpoints are in different parts of $\text{skel}(\mu)$. If μ is a P-node or an R-node and all four parts containing these endpoints are distinct, then the parts containing the endpoints of these edges alternate around a face of $\text{skel}(\mu)$. This contradicts the planarity of the corresponding input graph G_1 or G_2 . Thus, in this case at least two attachments are contained in the same virtual edge ε of $\text{skel}(\mu)$. Let ν be the S-node of the augmented SPQR-tree corresponding to ε . Clearly, in $\text{skel}(\nu)$, the endpoints

of each of the two edges are distinct parts of $\text{skel}(\nu)$. It follows that the endpoints of the two edges alternate around the two faces of $\langle G_1^\nu, G_2^\nu \rangle$ corresponding to the two faces of $\text{skel}(\mu)$. By construction of $\langle \mathcal{E}_1, \mathcal{E}_2 \rangle$ this contradicts the assumption that the given drawing of $\langle G_1^\nu, G_2^\nu \rangle$ is an OrthoSEFE. \square

Lemma 6. $\langle G_1^\mu, G_2^\mu \rangle$ admits an OrthoSEFE if and only if $\overline{\langle G_1^\mu, G_2^\mu \rangle}$ does.

Proof. We simply show that, in terms of embeddings, the path P_ε replacing C_ε behaves the same as C_ε . First, observe that the edge (a_2, x_3) ensures that all exclusive edges of G_1 incident to the clockwise uv -path of C_i are embedded on the same side of the path P_ε . Similarly, (x_2, b_1) ensures that all exclusive edges of G_1 incident to the counterclockwise uv -path of C_ε are embedded on the same side of the path P_ε . Moreover, since the endpoints of the edges (a_2, x_3) and (x_2, b_1) alternate along P_ε , they are embedded on different sides of P_ε . Thus, the exclusive edges of G_1 incident to the clockwise and counterclockwise uv -path of C_ε cannot be embedded on the same side of P_ε . Similarly, the exclusive edges (a_1, x_4) and (x_2, b_2) ensure that the exclusive edges of G_2 incident to the clockwise uv -path are all on one side of P_ε and the exclusive edges of G_2 incident to the counterclockwise uv -path are on the other side of P_ε . Finally, due to the alternation with (a_2, x_3) , the edges (x_2, x_4) and (x_2, b_1) must be embedded on the same side of P_ε . By the orthogonality constraint at x_2 , the edge (x_2, b_2) must be also embedded on the same side as (x_2, x_4) . Thus, (a_2, x_3) and (a_1, x_3) are on the same side of P_ε and likewise for (x_2, b_1) and (x_2, b_2) . This ensures that the exclusive edges of G_1 and G_2 incident to the clockwise uv -path of C_ε are embedded on the same side of C_ε and likewise for those incident to the counterclockwise uv -path. \square

Theorem 7. Let $\langle G_1, \dots, G_k \rangle$ be a positive instance of OrthoSEFE- k whose shared graph is biconnected. Then, there exists an OrthoSEFE $\langle \Gamma_1, \Gamma_2, \dots, \Gamma_k \rangle$ of $\langle G_1, \dots, G_k \rangle$ in which every edge has at most three bends.

Proof. We assume that a cyclic order of the edges of the union graph around each vertex is given such that (a) it induces a planar embedding on each G_i , $i = 1, \dots, k$, and (b) we can assign the incident edges around a vertex to at most four ports such that at most one edge of each G_i is assigned to the same port.

We adopt the method of Biedl and Kant [9]. First, we compute in linear time [15] an s - t -ordering on the shared graph, i.e., we label the vertices v_1, \dots, v_n such that $\{v_1, v_n\}$ is an edge of the shared graph and, for each $i = 2, \dots, n-1$, there are $j < i < k$ such that $\{v_j, v_i\}$ and $\{v_i, v_k\}$ are edges of the shared graph. We choose the face to the left of (v_1, v_n) as the outer face of the union graph.

We now draw the union graph by adding the vertices in the order in which they appear in the s - t -ordering while respecting the given order of the edges around each vertex. The edges will bend at most on y -coordinates near their incident vertices and are drawn vertically otherwise. We draw the edges around v_1 as indicated in Fig. 11(a) where some of the incident edges might actually indicate several exclusive edges – at most one from each graph.

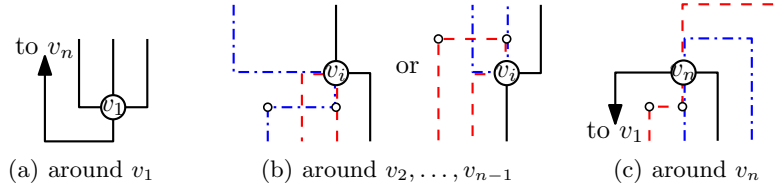


Fig. 11. Constructing a drawing with at most three bends per edge

For $i = 2, \dots, n-1$, an edge may only leave v_i to the bottom if it is incident to a neighbor with a lower index. Again, some of the ports might host several exclusive edges, even one to a vertex with a lower index and one to a vertex with a higher index. Special cases occur when the ordering around v_i is such that four exclusive edges of two distinct graphs must be assigned to two consecutive ports. In particular, an edge leaving v_i to a vertex with a lower index might bend twice around v_i (see, e.g., the two small circles in Fig. 11(b)).

Finally, the edges around v_n are placed such that the edge $\{v_1, v_n\}$ enters it from the left. Thus, there are exactly three bends on $\{v_1, v_n\}$; see Fig. 11(c). For any other edge, there is at most one bend around the endvertex with lower index and at most two bends around the endvertex with higher index. \square

F Omitted or Sketched Proofs from Section 6

Lemma 7. *Let $\langle G_1, G_2 \rangle$ be an instance of ORTHOSEFE-2 whose shared graph G_\cap is a cycle. It is possible to construct in polynomial time an equivalent instance $\langle G_1^*, G_2^* \rangle$ of ORTHOSEFE-2 such that (i) the shared graph G_\cap^* is a cycle, (ii) graph G_1^* is outerplanar, and (iii) no two degree-4 vertices in G_1^* are adjacent to each other.*

Proof. The reduction works in two steps. In the first step, we construct an instance $\langle G_1^+, G_2^+ \rangle$ satisfying properties (i) and (iii) that is equivalent to $\langle G_1, G_2 \rangle$; then, in the second step we construct the final instance $\langle G_1^*, G_2^* \rangle$ equivalent to $\langle G_1^+, G_2^+ \rangle$, which also satisfies property (ii).

For the first step, we show how to construct an instance $\langle G'_1, G'_2 \rangle$ of ORTHOSEFE-2 equivalent to $\langle G_1, G_2 \rangle$ such that G'_\cap is a cycle and the number of vertices with degree 4 in G'_1 not satisfying the condition of property (iii) is smaller than the number of vertices with degree 4 in G_1 not satisfying this condition. Repeatedly performing this transformation eventually yields the required instance $\langle G_1^+, G_2^+ \rangle$.

Consider a vertex v with degree 4 in G_1 not satisfying the condition of property (iii). Let $e = (u, v)$ and $f = (v, w)$ be the two exclusive edges of G_1 incident to v . Assume that u, v , and w appear in this order along G_\cap , the other cases being analogous.

Initialize $G'_\cap = G_\cap$; refer to Fig. 12. Replace v in G'_\cap by a path P_v composed of dummy vertices $x_1, x_2, v_a, x_3, \dots, x_8, u', x_9, x_{10}$, of vertex v , and of dummy vertices $y_1, y_2, w', y_3, \dots, y_8, v_b, y_9, y_{10}$. Note that G'_\cap contains all the vertices of

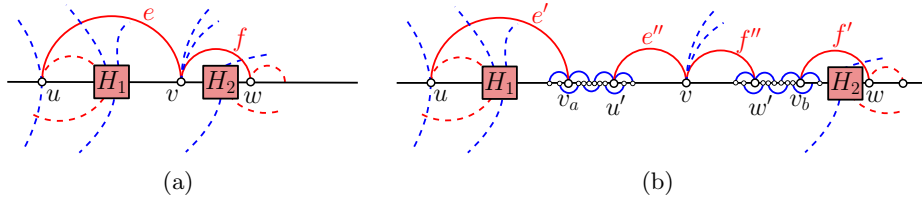


Fig. 12. Illustrations for the proof of Lemma 7

G_\cap , plus a set of dummy vertices. We now describe the exclusive edges in E'_1 and E'_2 . Set E'_i , with $i = 1, 2$, contains all the exclusive edges in E_i , except for e and f . Also, E'_1 contains edges $e' = (u, v_a)$, $e'' = (u', v)$, $f'' = (v, w')$, and $f' = (v_b, w)$. Finally, E'_2 contains edges (x_1, v_a) , (x_2, x_3) , (v_a, x_5) , (x_4, x_7) , (x_6, u') , (x_8, x_9) , (u', x_{10}) , (y_1, w') , (y_2, y_3) , (w', y_5) , (y_4, y_7) , (y_6, v_b) , (y_8, y_9) , and (v_b, y_{10}) .

We prove that $\langle G'_1, G'_2 \rangle$ satisfies the required properties. First, graph G'_\cap is a cycle by construction. Second, the number of vertices of degree 4 in G'_1 not satisfying the condition of property (iii) is smaller than the number of such vertices in G_1 . In fact, any vertex $x \neq v$ with degree 4 in G'_1 satisfies the required condition if and only if it satisfies the same condition in G_1 . On the other hand, vertex v does not satisfy the condition in G_1 , by hypothesis, but it satisfies the condition in G'_1 , since u' and w' have degree 3 in G'_1 and the path between them along G'_\cap containing v only contains dummy vertices x_9, x_{10}, y_1 , and y_2 , which are not incident to any exclusive edge of G'_1 , by construction.

We now prove that $\langle G'_1, G'_2 \rangle$ is equivalent to $\langle G_1, G_2 \rangle$.

Suppose that $\langle G_1, G_2 \rangle$ admits an OrthoSEFE $\langle \Gamma_1, \Gamma_2 \rangle$, and let A be the corresponding assignment of the exclusive edges of E_1 and of E_2 to the two sides of G_\cap , which exists by Theorem 2. We show how to construct an assignment A' of the exclusive edges of E'_1 and of E'_2 to the two sides of G'_\cap satisfying all the constraints.

For each exclusive edge $g \in E_1 \cap E'_1$, set $A'(g) = A(g)$. Also, set $A'(e') = A'(e'') = A(e)$ and $A'(f') = A'(f'') = A(f)$. For each exclusive edge $g \in E_2 \cap E'_2$, set $A'(g) = A(g)$. Also, set $A'(x_1, v_a) = A'(v_a, x_5) = A'(x_6, u') = A'(u', x_{10}) = A'(y_1, w') = A'(w', y_5) = A'(y_6, v_b) = A'(v_b, y_{10}) = A(e)$ and set $A'(x_2, x_3) = A'(x_4, x_7) = A'(x_8, x_9) = A'(y_2, y_3) = A'(y_4, y_7) = A'(y_8, y_9) = A(f)$.

We prove that the planarity constraints for the edges of G'_1 are satisfied by A' . Note that, by construction, edges e'' and f'' do not alternate with any edge of G'_1 along G'_\cap . Also, edges e' and f' do not alternate with each other. Further, if edge e' (edge f') alternates with an edge $g \in G'_1$ along G'_\cap , then edge e (edge f) alternates with g along G_\cap . Finally, any two edges different from e' , e'' , f' , f'' that alternate along G'_\cap also alternate along G_\cap . In all the described cases, the planarity constraints are satisfied by A' since they are satisfied by A .

We prove that the planarity constraints for the edges of G'_2 are satisfied by A' . Note that, by construction, edges in $E'_2 \cap E_2$ do not alternate with any edge

incident to a dummy vertex along G'_\cap , and alternate with each other along G'_\cap if and only if they alternate with each other along G_\cap . Hence, the planarity constraints for these edges are satisfied by A' since they are satisfied by A . On the other hand, it is easily verified that the planarity constraints are satisfied by A' also for the edges incident to dummy vertices.

We now prove that the orthogonality constraints are satisfied by A' at every vertex in V' . For the non-dummy vertices in $V' \setminus \{u, v, w\}$, this is true since they are satisfied by A and since the edges incident to these vertices have the same assignment in A as in A' . For vertex u , this is true since they are satisfied by A , since $A'(e') = A(e)$, and since the other edges incident to u have the same assignment in A and in A' . Analogously, for w this is true since they are satisfied by A , since $A'(f') = A(f)$, and since the other edges have the same assignment in A and in A' . For v , this is true since they are satisfied by A , since $A'(e'') = A(e)$, since $A'(f'') = A(f)$, and since the other edges have the same assignment in A and in A' . For v_a , this is true since $A'(x_1, v_a) = A'(v_a, x_5) = A'(e') = A(e)$. For u' , this is true since $A'(x_6, u') = A'(u', x_{10}) = A'(e'') = A(e)$. For w' , this is true since $A'(y_1, w') = A'(w', y_5) = A'(f'') = A(f)$. For v_b , this is true since $A'(y_6, v_b) = A'(v_b, y_{10}) = A'(f') = A(f)$. Since all the other dummy vertices have degree 2 in G'_1 , this concludes the proof that A' satisfies the orthogonality constraints.

Suppose that $\langle G'_1, G'_2 \rangle$ admits OrthoSEFE $\langle \Gamma'_1, \Gamma'_2 \rangle$, and let A' be the corresponding assignment of the exclusive edges of E'_1 and of E'_2 to the two sides of G'_\cap . We show how to construct an assignment A of the exclusive edges of E_1 and of E_2 to the two sides of G_\cap satisfying all the planarity and the orthogonality constraints.

For each exclusive edge $g \in E_1$, set $A(g) = A'(g)$. Also, set $A(e) = A'(e')$ and $A(f) = A'(f')$. Finally, for each exclusive edge $g \in E_2 \cap E'_2$, set $A(g) = A'(g)$.

We prove that the planarity constraints for the edges of G_1 are satisfied by A . Note that e and f do not alternate with each other since they are incident to the same vertex v . Also, if edge e (edge f) alternates with an edge $g \in G_1$ along G_\cap , then edge e' (edge f') alternates with g along G'_\cap . Finally, any two edges different from e and f that alternate along G_\cap also alternate along G'_\cap . In all these cases, the planarity constraints are satisfied by A since they are satisfied by A' .

The planarity constraints for the edges of G_2 are satisfied by A since any two of these edges alternate along G_\cap if and only if they alternate along G'_\cap , and since the planarity constraints are satisfied by A' .

We finally prove that the orthogonality constraints are satisfied by A at every vertex in V . For the vertices in $V \setminus \{v\}$, this is true since they are satisfied by A' and since for every exclusive edge $g \in E_1 \cup E_2$ incident to these vertices, we have $g \in E'_1 \cup E'_2$, by construction, and $A(g) = A'(g)$. To prove that this is true also for v , we first argue that $A(e) = A'(e'')$ and $A(f) = A'(f'')$: By planarity constraints, we get $A'(x_1, v_a) = A'(v_a, x_5) = A'(x_6, u') = A'(u', x_{10})$, since they belong to a sequence of alternating edges; hence, by orthogonality constraints at v_a and u' , we get $A'(e') = A'(x_1, v_a) = A'(v_a, x_5) = A'(x_6, u') = A'(u', x_{10}) =$

$A'(e'')$; since $A(e) = A'(e')$, by construction, we conclude $A(e) = A'(e'')$. The equality $A(f) = A'(f'')$ follows symmetrically. Hence, the orthogonality constraints at v are satisfied by A since they are satisfied at v by A' . This concludes the proof that $\langle G_1^+, G_2^+ \rangle$, which satisfies properties (i) and (iii), is equivalent to $\langle G_1, G_2 \rangle$.

In order to construct an instance $\langle G_1^*, G_2^* \rangle$ equivalent to $\langle G_1^+, G_2^+ \rangle$ that also satisfies property (ii), we observe that the proof of Lemma 2 can be easily extended so that it can be applied to $\langle G_1^+, G_2^+ \rangle$. This lemma, in fact, holds for instances $\langle G_1, G_2 \rangle$ satisfying property (i) and a property that is stronger than (iii), namely that G_1 has degree at most 3. This stronger condition, however, is only used to ensure that there exists no exclusive edge in E_1 with an endpoint in H_2 and the other one not in H_2 ; refer to Fig. 8. In particular, it is used to ensure that there exists no edge connecting a vertex of H_2 to any of u, v, w, z . However, it is possible to prove that property (iii) is already sufficient to ensure the absence of these edges. Namely, suppose that there exists an edge in E_1 connecting a vertex x of H_2 to vertex v , the other cases being analogous. This implies that v has degree 4 in G_1 , since it is also adjacent to u . However, any path in cycle G_\cap containing u, x , and v also contains either w or z , since e and f alternate along G_\cap ; this is a contradiction to property (iii), since each of w and z is incident to an exclusive edge of G_1 , namely f . This concludes the proof of the lemma. \square