

Impact of Coulomb repulsion on charge excitations in the t - J model

Andrés Greco[†], Hiroyuki Yamase[‡], and Matías Bejas[†]

[†]*Facultad de Ciencias Exactas, Ingeniería y Agrimensura
and Instituto de Física Rosario (UNR-CONICET),
Av. Pellegrini 250, 2000 Rosario, Argentina*

[‡]*National Institute for Materials Science, Tsukuba 305-0047, Japan*

(Dated: March 8, 2019)

Abstract

We study the density-density correlation function in a large- N scheme of the t - J - V model by focusing on the impact of the nearest-neighbor Coulomb interaction V . For $V = 0$, our model exhibits phase separation in a wide doping region and we obtain large spectral weight near momentum $\mathbf{q} = (0, 0)$ at low energy, which originates from the proximity to phase separation. These features are much stronger for electron doping than for hole doping. However, once phase separation is suppressed by including a finite V , the charge excitation spectra change drastically. The low-energy spectral weight around $\mathbf{q} = (0, 0)$ is substantially suppressed and is transferred to high energy. Surprisingly, the energy-integrated spectral weight is suppressed around $\mathbf{q} = (0, 0)$. Instead the spectral weight increases around $\mathbf{q} = (\pi, \pi)$, where a checkerboard-type charge-density-wave instability would occur for a larger V . We also find that the zero-sound mode is realized above the particle-hole continuum in a wide momentum space and its presence is robust against the V term. We discuss that the presence of a moderate value of V , which is frequently neglected in the t - J model, is important to understand low-energy charge excitations especially close to $\mathbf{q} = (0, 0)$ in electron-doped cuprates.

PACS numbers: 75.25.Dk, 78.70.Ck, 74.72.-h, 71.10.Fd

Charge order and charge excitation spectra attract a renewed interest in cuprate superconductors. While the presence of spin-charge stripe order is well known in La-based cuprates¹, charge order discovered recently is not accompanied by spin order. Such charge order is observed not only in hole-doped cuprates (*h*-cuprates) such as Y-²⁻⁸, Bi-⁹⁻¹¹, and Hg-based¹² compounds, but also in electron-doped cuprates (*e*-cuprates)¹³.

While charge order phenomena are now ubiquitous in cuprates, there is a clear particle-hole asymmetry between *h*- and *e*-cuprates. Charge order occurs inside the pseudogap phase in *h*-cuprates. In contrast, in *e*-cuprates the charge order is observed below 340K (Ref. 13) and seems to occur from the normal metallic phase, since the pseudogap effect is absent or very weak in this system. On the other hand, theoretical insights are controversial with regard to particle-hole asymmetry of charge excitations. A recent density-matrix renormalization group (DMRG) study for the Hubbard model with $U = 8t$ predicts an enhancement of the low-energy charge excitations in *e*-cuprates, whereas a similar enhancement does not occur for *h*-cuprates¹⁴. In contrast, a leading-order theory of the large- N expansion to the t - J model shows that a tendency to charge order is stronger in *h*-cuprates than *e*-cuprates¹⁵, implying that low-energy charge excitations tend to be enhanced more in *h*-cuprates.

These different theoretical conclusions could be understood consistently by considering the well-known insight that *e*-cuprates are expected to be closer to phase separation (PS) than *h*-cuprates as shown by various theoretical studies¹⁵⁻¹⁸. However, charge excitations associated with PS are hardly known even theoretically. The proximity to PS is expected to have a strong influence on charge excitations especially near momentum $\mathbf{q} = (0, 0)$, where resonant inelastic x-ray scattering (RIXS) measurements have been performed recently^{19,20}. Therefore it is important to clarify charge excitations close to PS, which will serve as a guide for a future study of RIXS. Moreover, as we will show below, PS proves to be a key to resolve the different theoretical insights obtained in Refs. 14 and 15.

In this paper, encouraged by successful explanations of the charge order¹³ and the mode near $\mathbf{q} = (0, 0)$ ^{19,20} in *e*-cuprates in terms of a large- N expansion to the t - J model^{21,22}, we compute the density-density correlation function in the same large- N scheme as previous ones^{21,22}. To clarify charge excitations associated with PS, we study the impact of the nearest-neighbor Coulomb interaction V , which strongly affects the stability of PS. In fact, the low-energy spectral weight turns out to be very sensitive to the inclusion of V . The V term substantially suppresses the low-energy spectral weight around $\mathbf{q} = (0, 0)$ and transfers

it to $\mathbf{q} = (\pi, \pi)$, where a checkerboard-type charge order would be stabilized for a larger V . We also obtain a collective mode, namely the zero-sound wave, which is realized above the particle-hole continuum and is robust against V . We compare our results with recent theoretical results¹⁴, which predict the presence of low-energy charge excitations for a small \mathbf{q} .

Model and Formalism.— Cuprate superconductors are doped Mott insulators and their minimal model is the so-called t - J model^{23,24}. Although the nearest-neighbor Coulomb interaction is frequently neglected in the study of the t - J model, its effect proves to be crucially important to understand charge excitations close to $\mathbf{q} = (0, 0)$, as we will show below. Hence we study the following t - J - V model

$$H = - \sum_{i,j,\sigma} t_{ij} \tilde{c}_{i\sigma}^\dagger \tilde{c}_{j\sigma} + J \sum_{\langle i,j \rangle} \left(\vec{S}_i \cdot \vec{S}_j - \frac{1}{4} n_i n_j \right) + V \sum_{\langle i,j \rangle} n_i n_j, \quad (1)$$

where the sites i and j run over a square lattice. The hopping t_{ij} takes a value t (t') between the first (second) nearest-neighbors sites. $\langle i, j \rangle$ indicates a nearest-neighbor pair, and J and V are the spin exchange and Coulomb interaction, respectively. $\tilde{c}_{i\sigma}^\dagger$ ($\tilde{c}_{i\sigma}$) is the creation (annihilation) operator of electrons with spin σ ($\sigma = \downarrow, \uparrow$) in the Fock space without double occupancy. $n_i = \sum_{\sigma} \tilde{c}_{i\sigma}^\dagger \tilde{c}_{i\sigma}$ is the electron density operator and \vec{S}_i is the spin operator.

We analyze the model (1) in terms of the large- N expansion formulated in Ref. 25. A full formalism is described in Ref. 26 where charge instabilities, not charge excitations, were studied in the same framework as the present one. Hence leaving the details to Sec. II A in Ref. 26, we here keep our presentation minimal. In the large- N approach, charge excitations with momentum \mathbf{q} and bosonic Matsubara frequency ω_n are described by a 6×6 bosonic propagator

$$D_{ab}^{-1}(\mathbf{q}, i\omega_n) = [D_{ab}^{(0)}(\mathbf{q}, i\omega_n)]^{-1} - \Pi_{ab}(\mathbf{q}, i\omega_n). \quad (2)$$

Here a and b run from 1 to 6, $D_{ab}^{(0)}(\mathbf{q}, i\omega_n)$ is a bare bosonic propagator

$$[D_{ab}^{(0)}(\mathbf{q}, i\omega_n)]^{-1} = N \begin{pmatrix} F(\mathbf{q}) & \frac{\delta}{2} & 0 & 0 & 0 & 0 \\ \frac{\delta}{2} & 0 & 0 & 0 & 0 & 0 \\ 0 & 0 & \frac{4\Delta^2}{J} & 0 & 0 & 0 \\ 0 & 0 & 0 & \frac{4\Delta^2}{J} & 0 & 0 \\ 0 & 0 & 0 & 0 & \frac{4\Delta^2}{J} & 0 \\ 0 & 0 & 0 & 0 & 0 & \frac{4\Delta^2}{J} \end{pmatrix}, \quad (3)$$

and $\Pi_{ab}(\mathbf{q}, i\omega_n)$ are self-energy corrections at leading order; $F(\mathbf{q}) = (\delta^2/2)[V(\mathbf{q}) - J(\mathbf{q})]$, $V(\mathbf{q}) = V(\cos q_x + \cos q_y)$ and $J(\mathbf{q}) = \frac{J}{2}(\cos q_x + \cos q_y)$; the doping rate δ and the mean-field value of a bond-field Δ are determined self-consistently.

We compute the density-density correlation function in the present large- N scheme. Summing all contributions up to $O(1/N)$, we obtain

$$\chi^c(\mathbf{q}, i\omega_n) = N \left(\frac{\delta}{2} \right)^2 D_{11}(\mathbf{q}, i\omega_n). \quad (4)$$

Thus, the density-density correlation function is connected with the component $(1, 1)$ of the D_{ab} . The factor N in front of Eqs. (3) and (4) comes from the sum over the N fermionic channels after the extension of the spin index σ from 2 to N .

Although the physical value is $N = 2$, the large- N expansion has several advantages over usual perturbation theories. First, charge degrees of freedom are generated by carrier doping into a Mott insulator and thus the effect of the Coulomb interaction should vanish at half-filling. This feature is not reproduced in weak coupling theory²⁷ but in the present leading order theory; see the $(1, 1)$ component in Eq. (3). Second, the large- N expansion yields results consistent with those obtained by exact diagonalization for charge excitations²⁸ including plasmons^{22,29}. As we will discuss later, the present formalism also predicts charge excitations similar to those obtained in the dynamical DMRG method¹⁴. Third, we actually showed that the present large- N framework can capture short-range charge order recently observed by resonant x-ray scattering^{13,21} and also a mysterious mode around $\mathbf{q} = (0, 0)$ observed by RIXS for e -cuprates^{19,20,22}.

Results.— As it is well known^{15–18}, a tendency toward PS is stronger for e -cuprates than h -cuprates. We therefore choose parameters appropriate to e -cuprates²¹ such as $J/t = 0.3$ and $t'/t = 0.3$. Hereafter all quantities with dimension of energy are measured in units of t . We compute $\text{Im}\chi^c(\mathbf{q}, \omega)$ after analytical continuation in Eq. (4)

$$i\omega_n \rightarrow \omega + i\Gamma, \quad (5)$$

where $\Gamma(> 0)$ is infinitesimally small and we set $\Gamma = 10^{-2}$ for numerical convenience. Temperature T is fixed at $T = 0$. Since PS occurs below $\delta_c = 0.18$ in the present parameters for $V = 0$ [see the inset of Fig. 2 (a)], we choose the doping δ as $\delta = 0.20$, which is in the paramagnetic phase but close to PS.

Figure 1 shows intensity maps of $\text{Im}\chi^c(\mathbf{q}, \omega)$ for several choices of V along the symmetry axes: $(\pi, \pi) \rightarrow (0, 0) \rightarrow (\pi, 0) \rightarrow (\pi, \pi)$. The dotted line denotes the upper bound of

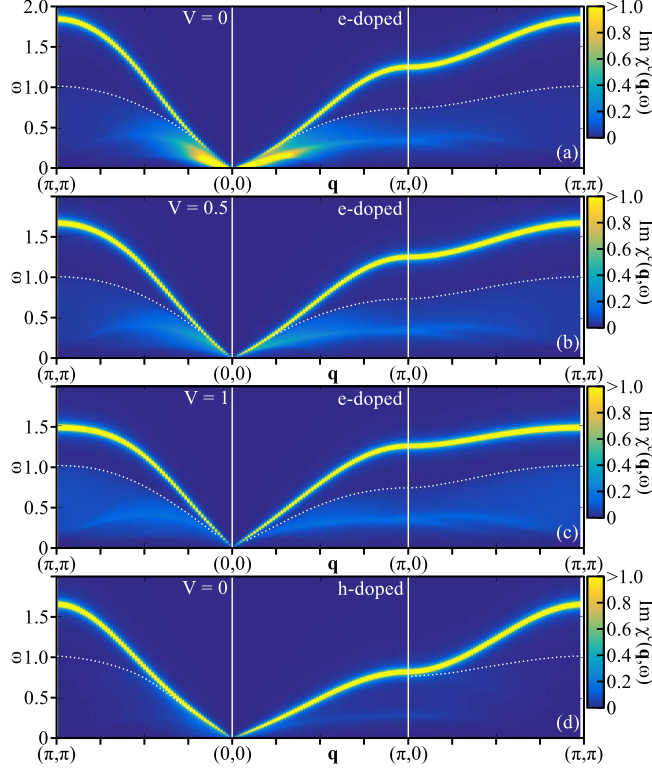


FIG. 1: (Color online) (a)-(c) \mathbf{q} - ω maps of $\text{Im}\chi^c(\mathbf{q}, \omega)$ at $T = 0$ and $\delta = 0.20$ for several choices of Coulomb repulsion V . \mathbf{q} is scanned along the symmetry axes: $(\pi, \pi) \rightarrow (0, 0) \rightarrow (\pi, 0) \rightarrow (\pi, \pi)$. (d) \mathbf{q} - ω map of $\text{Im}\chi^c(\mathbf{q}, \omega)$ in the same condition of (a), except that a sign of $t' (= -0.3)$ is changed to mimic the hole-doped case.

particle-hole excitations, above which there is a sharp dispersive mode. This is a particle-hole bound state, called as the zero-sound mode. The zero-sound mode was actually obtained in different approximations to the t - J model^{25,30–33}. Since it is a sound wave, it features a gapless linear dispersion around $\mathbf{q} = (0, 0)$. For $V = 0$ [Fig. 1(a)], there exists large low-energy spectral weight inside the particle-hole continuum slightly below the zero-sound mode around $\mathbf{q} = (0, 0)$. As discussed below, this low-energy excitation is due to the proximity to PS and may correspond to that recently found in the dynamical DMRG method¹⁴.

By introducing V , PS is suppressed as expected [see the inset of Fig. 2 (a)]. Concomitantly low-energy spectral weight around $\mathbf{q} = (0, 0)$ is also suppressed as shown in Figs. 1 (b) and (c) for $V = 0.5$ and $V = 1$, respectively. This ensures that the spectral weight around $\mathbf{q} = (0, 0)$ comes from the proximity of PS.

Details of the V dependence of the spectral weight are presented in Fig. 2(a) as a repre-

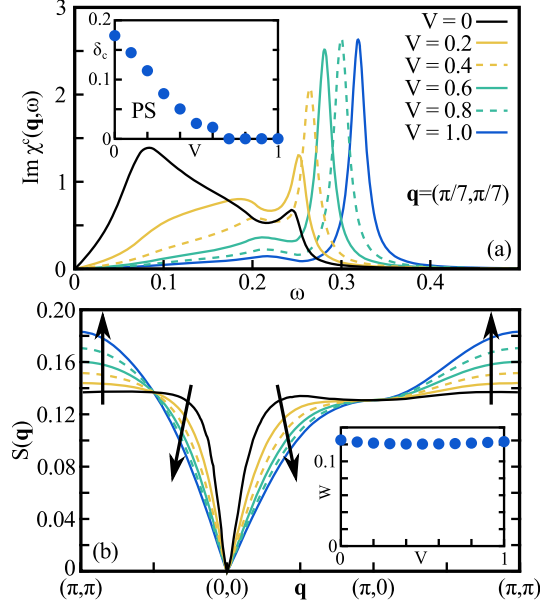


FIG. 2: (Color online) (a) ω dependence of $\text{Im}\chi^c(\mathbf{q}, \omega)$ at $\mathbf{q} = (\pi/7, \pi/7)$ and (b) \mathbf{q} dependence of the integrated spectral weight with respect to $\omega(> 0)$ for $V = 0, 0.2, \dots, 1.0$. The inset in (a) shows the V dependence of the critical doping, below which PS occurs at $T = 0$, whereas the inset in (b) the V dependence of the total spectral weight integrated over $\omega(> 0)$ and \mathbf{q} along $(\pi, \pi) \rightarrow (0, 0) \rightarrow (\pi, 0) \rightarrow (\pi, \pi)$.

sentative, where we present $\text{Im}\chi^c(\mathbf{q}, \omega)$ at low momentum $\mathbf{q} = (\pi/7, \pi/7)$ for various choices of V . With increasing V , the spectral weight is transferred to a high energy region and the peak associated with the zero-sound mode is enhanced. However, when the spectral weight is integrated for each \mathbf{q} with respect to energy (> 0), such \mathbf{q} -resolved total spectral weight $S(\mathbf{q})$, which corresponds to the equal-time correlation function at $T = 0$, is suppressed around $\mathbf{q} = (0, 0)$ with increasing V as shown in Fig. 2(b). This suggests that the contribution from the proximity to PS is indeed sizable in the spectral weight around $\mathbf{q} = (0, 0)$. The spectral weight is mainly transferred to a region around $\mathbf{q} = (\pi, \pi)$. This is because a large V favors a checkerboard-type charge-density-wave²⁵. On the other hand, the total weight integrated over $\omega(> 0)$ and \mathbf{q} along the symmetry axes $(\pi, \pi) \rightarrow (0, 0) \rightarrow (\pi, 0) \rightarrow (\pi, \pi)$ does not depend on V [see the inset in Fig. 2(b)]. Therefore we conclude that the effect of V is mainly to transfer the spectral weight around $\mathbf{q} = (0, 0)$ to that around $\mathbf{q} = (\pi, \pi)$, which is then accompanied by the suppression of PS around $\mathbf{q} = (0, 0)$ and the enhancement of charge-order tendency around $\mathbf{q} = (\pi, \pi)$.

For the hole-doped case, we may change the sign of $t'^{16,34}$. In this case, the tendency toward PS becomes much weaker than that for a positive t' . As seen in Fig. 1 (d), there is no enhancement of low-energy spectral weight around $\mathbf{q} = (0, 0)$ even for $V = 0$. In fact, there occurs no PS for any doping. Hence the effect of V becomes much weaker around $\mathbf{q} = (0, 0)$. However, the tendency toward charge order at $\mathbf{q} = (\pi, \pi)$ is common to both sign of t' .

Discussions.— We have studied the impact of the nearest-neighbor Coulomb repulsion V on charge excitations. There are two major effects. One is the enhancement of the spectral weight around $\mathbf{q} = (\pi, \pi)$ associated with the tendency towards charge-density-wave. In fact, the charge order would occur for a larger V ($> V_c \approx 2.1$), but we consider that such a value of V_c is too large and the region of $V < V_c$ is relevant to cuprate superconductors. The other effect is the strong suppression of low-energy spectral weight around $\mathbf{q} = (0, 0)$, which leads to the suppression of PS. This effect is important to understand the low-energy charge excitations around $\mathbf{q} = (0, 0)$ especially in e -cuprates, because e -cuprates are expected to be close to PS^{15–18}.

Recently the presence of low-energy charge excitations was predicted by a DMRG method for a 6×6 cluster of the Hubbard model with $U = 8t$ (Ref. 14). The predicted low-energy charge excitations likely originate from the proximity to PS and would be strongly suppressed once the Coulomb repulsion is included. To demonstrate the connection between the present work and Fig. 4 in Ref. 14, we took the same momenta, doping, and a large damping $\Gamma = 0.1t$ to mimic the broadening of Ref. 14; V is set to zero. We then computed $\text{Im}\chi^c(\mathbf{q}, \omega)$ within the present theory for both $t' = 0.3t$ (electron-doped case) and $t' = -0.3t$ (hole-doped case). Since a large Γ was invoked, PS does not occur even for the electron-doped case in our framework, but charge fluctuations associated with the proximity to PS are expected.

Figures 3 (a) and (b) capture major features of Figs. 4(c) and (d) in Ref. 14, respectively. The low-energy spectral weight is strongly suppressed at $\mathbf{q} = (\pi/7, 2\pi/3)$ and $(\pi/7, \pi)$ in Fig. 3(a), but there is strong enhancement in a low-energy region at $\mathbf{q} = (\pi/7, \pi/3)$. In the hole-doped case [Fig. 3(b)] the low-energy spectral weight is substantially suppressed at $\mathbf{q} = (\pi/7, 2\pi/3)$ and $(\pi/7, \pi)$, similar to the corresponding results in the electron-doped case [Fig. 3(a)]. At small momentum $\mathbf{q} = (\pi/7, \pi/3)$, low-energy spectral weight is enhanced more than at $\mathbf{q} = (\pi/7, 2\pi/3)$ and $(\pi/7, \pi)$, because of the presence of zero-sound mode at relatively low energy [see Fig. 1(d)]. In a lower energy region ($2\omega/t \lesssim 0.4$), we just

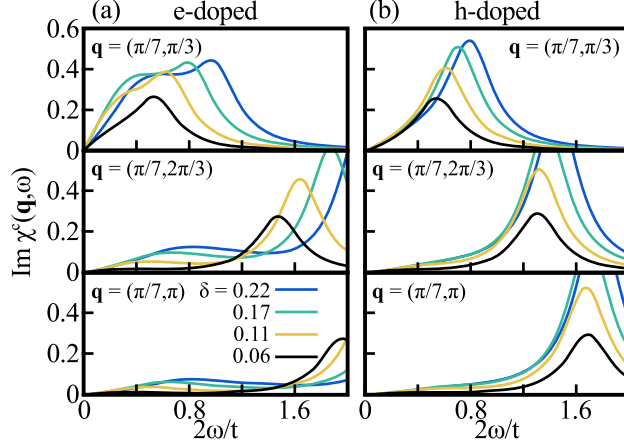


FIG. 3: (Color online) ω dependence of $\text{Im}\chi^c(\mathbf{q}, \omega)$ at $\mathbf{q} = (\pi/7, \pi/3)$, $(\pi/7, 2\pi/3)$, and $(\pi/7, \pi)$ for several choices of doping δ for the electron-doped case (a) and the hole-doped case (b). To make a direct comparison with Fig. 4 in Ref. 14, V is set to zero, a value of Γ is chosen to be $\Gamma = 0.1t$, and the horizontal axis is taken to be 2ω because t is scaled as $\frac{t}{2}$ in the large- N theory.

see the tail of the zero-sound mode and do not observe the enhancement of the spectral weight as that seen in the electron-doped case [Fig. 3(a)]. This contrast of low-energy charge excitations between the electron- and hole-doped case originates from the proximity to PS in the former case. In fact, once V is introduced, such low-energy spectral weight is substantially suppressed and both electron- and hole-doped cases show similar charge excitations at low energy for a small \mathbf{q} , as we have already seen in Fig. 1. Low-energy charge excitations at small \mathbf{q} are also reported in the t - J model with $t' = 0$ and $V = 0$ in Ref. 35. Such excitations may also come from the proximity to PS.

The zero-sound mode is stabilized in the present model, consistent with the literature^{25,30–33}. We have found that the presence of the zero-sound mode is independent of the value of V . Recalling our parameters $J = 0.3$ and $0 \leq V \leq 1.0$, the effective interaction $V(\mathbf{q}) - J(\mathbf{q})$ in the $(1, 1)$ component of Eq. (3) changes a sign at $V = 0.15$. Moreover because of the form factor, $\cos q_x + \cos q_y$, the sign of $V(\mathbf{q}) - J(\mathbf{q})$ depends on \mathbf{q} . Nevertheless, the zero-sound mode is stabilized for any V and \mathbf{q} in Fig. 1. In fact, as shown in Refs. 31 and 33, the zero-sound exists even for $J = V = 0$. This cannot be understood in terms of a usual weak coupling analysis such as RPA.

Instead, the robustness of the zero-sound mode originates from a strong correlation effect contained in the t - J model in the sense that the present leading order theory does not predict

a RPA-like susceptibility, but predicts

$$\chi^c(\mathbf{q}, \omega) \sim \frac{\Pi_{22}(\mathbf{q}, \omega)}{[2F(\mathbf{q}) - \Pi_{11}(\mathbf{q}, \omega)]\Pi_{22}(\mathbf{q}, \omega) + [\delta - \Pi_{12}(\mathbf{q}, \omega)]^2}. \quad (6)$$

Here we have neglected the components $a, b = 3, 4, 5, 6$ in Eqs. (2) and (3), and their contributions are actually minor. We can check that the dispersion of the zero-sound mode is determined by the condition

$$[2F(\mathbf{q}) - \text{Re}\Pi_{11}(\mathbf{q}, \omega)] \text{Re}\Pi_{22}(\mathbf{q}, \omega) + [\delta - \text{Re}\Pi_{12}(\mathbf{q}, \omega)]^2 = 0. \quad (7)$$

The point is that the term, $2F(\mathbf{q}) - \text{Re}\Pi_{11}(\mathbf{q}, \omega)$, is always positive in the parameter space we have studied and $\text{Re}\Pi_{22}(\mathbf{q}, \omega)$ is negative at high energy. Equation (7) is then fulfilled. This is the reason why the zero-sound mode is robust in the present model. We may interpret high-energy peaks of the density-density correlation function obtained by exact diagonalization³⁶ as the zero-sound mode, as pointed out in Refs. 31 and 32.

The robustness of the zero-sound mode, however, should be taken carefully. In fact the zero-sound mode changes to a plasmon mode with an excitation gap at $\mathbf{q} = (0, 0)$ by including the long-range Coulomb interaction, as recently shown in the present large- N scheme for a layered system²².

Conclusions. — We have studied the impact of the nearest-neighbor Coulomb repulsion V on charge excitations in the t - J model. Its major effects are twofold. One is to enhance the spectral weight around $\mathbf{q} = (\pi, \pi)$, where a checkerboard-type charge-density-wave instability would occur for a very large $V(> V_c)$. The other is to suppress the spectral weight around $\mathbf{q} = (0, 0)$, which is associated with the suppression of PS upon increasing V . While the effect of V is frequently neglected in research of charge excitations in cuprates, it is crucially important to understand low-energy charge excitations around $\mathbf{q} = (0, 0)$ [Figs. 1(a)-(c) and 2(a)] especially for e -cuprates. In line with the prediction in Ref. 14, we have also obtained low-energy spectral weight around $\mathbf{q} = (0, 0)$, but this comes from the proximity to PS and holds only if the effect of V is small. We have also found that the zero-sound mode is stabilized above the particle-hole continuum, which is independent of a value of V .

Acknowledgments

The authors thank G. Khaliullin and T. Tohyama for very fruitful discussions. H.Y. acknowledges support by a Grant-in-Aid for Scientific Research Grant Number JP15K05189.

- ¹ S. A. Kivelson, I. P. Bindloss, E. Fradkin, V. Oganessian, J. M. Tranquada, A. Kapitulnik, and C. Howald, *Rev. Mod. Phys.* **75**, 1201 (2003).
- ² T. Wu, H. Mayaffre, S. Krämer, M. Horvatić, C. Berthier, W. N. Hardy, R. Liang, D. A. Bonn, and M.-H. Julien, *Nature* **477**, 191 (2011).
- ³ G. Ghiringhelli, M. L. Tacon, M. Minola, S. Blanco-Canosa, C. Mazzoli, N. B. Brookes, G. M. D. Luca, A. Frano, D. G. Hawthorn, F. He, et al., *Science* **337**, 821 (2012).
- ⁴ J. Chang, E. Blackburn, A. T. Holmes, N. B. Christensen, J. Larsen, J. Mesot, R. Liang, D. A. Bonn, W. N. Hardy, A. Watenphul, et al., *Nat. Phys.* **8**, 871 (2012).
- ⁵ A. J. Achkar, R. Sutarto, X. Mao, F. He, A. Frano, S. Blanco-Canosa, M. Le Tacon, G. Ghiringhelli, L. Braicovich, M. Minola, et al., *Phys. Rev. Lett.* **109**, 167001 (2012).
- ⁶ D. LeBoeuf, S. Krämer, W. N. Hardy, R. Liang, D. A. Bonn, and C. Proust, *Nat. Phys.* **9**, 79 (2013).
- ⁷ E. Blackburn, J. Chang, M. Hücker, A. T. Holmes, N. B. Christensen, R. Liang, D. A. Bonn, W. N. Hardy, U. Rütt, O. Gutowski, et al., *Phys. Rev. Lett.* **110**, 137004 (2013).
- ⁸ S. Blanco-Canosa, A. Frano, E. Schierle, J. Porras, T. Loew, M. Minola, M. Bluschke, E. Weschke, B. Keimer, and M. L. Tacon, *Phys. Rev. B* **90**, 054513 (2014).
- ⁹ R. Comin, A. Frano, M. M. Yee, Y. Yoshida, H. Eisaki, E. Schierle, E. Weschke, R. Sutarto, F. He, A. Soumyanarayanan, et al., *Science* **343**, 390 (2014).
- ¹⁰ E. H. da Silva Neto, P. Aynajian, A. Frano, R. Comin, E. Schierle, E. Weschke, A. Gyenis, J. Wen, J. Schneeloch, Z. Xu, et al., *Science* **343**, 393 (2014).
- ¹¹ M. Hashimoto, G. Ghiringhelli, W.-S. Lee, G. Dellea, A. Amorese, C. Mazzoli, K. Kummer, N. B. Brookes, B. Moritz, Y. Yoshida, et al., *Phys. Rev. B* **89**, 220511 (2014).
- ¹² W. Tabis, Y. Li, M. L. Tacon, L. Braicovich, A. Kreyssig, M. Minola, G. Dellea, E. Weschke, M. J. Veit, M. Ramazanoglu, et al., *Nat. Commun.* **5**, 5875 (2014).
- ¹³ E. H. da Silva Neto, R. Comin, F. He, R. Sutarto, Y. Jiang, R. L. Greene, G. A. Sawatzky, and

- A. Damascelli, *Science* **347**, 282 (2015).
- ¹⁴ T. Tohyama, K. Tsutsui, M. Mori, S. Sota, and S. Yunoki, *Phys. Rev. B* **92**, 014515 (2015).
- ¹⁵ M. Bejas, A. Greco, and H. Yamase, *New J. Phys.* **16**, 123002 (2014).
- ¹⁶ R. J. Gooding, K. J. E. Vos, and P. W. Leung, *Phys. Rev. B* **50**, 12 866 (1994).
- ¹⁷ G. B. Martins, J. C. Xavier, L. Arrachea, and E. Dagotto, *Phys. Rev. B* **64**, R1805 (2001).
- ¹⁸ A. Macridin, M. Jarrell, and T. Maier, *Phys. Rev. B* **74**, 085104 (2006).
- ¹⁹ K. Ishii, M. Fujita, T. Sasaki, M. Minola, G. Dellea, C. Mazzoli, K. Kummer, G. Ghiringhelli, L. Braicovich, T. Tohyama, et al., *Nat. Commun.* **5**, 3714 (2014).
- ²⁰ W. S. Lee, J. J. Lee, E. A. Nowadnick, S. Gerber, W. Tabis, S. W. Huang, V. N. Strocov, E. M. Motoyama, G. Yu, B. Moritz, et al., *Nat. Phys.* **10**, 883 (2014).
- ²¹ H. Yamase, M. Bejas, and A. Greco, *Europhys. Lett.* **111**, 57005 (2015).
- ²² A. Greco, H. Yamase, and M. Bejas, *Phys. Rev. B* **94**, 075139 (2016).
- ²³ P. W. Anderson, *Science* **235**, 1196 (1987).
- ²⁴ P. A. Lee, N. Nagaosa, and X.-G. Wen, *Rev. Mod. Phys.* **78**, 17 (2006).
- ²⁵ A. Foussats and A. Greco, *Phys. Rev. B* **70**, 205123 (2004).
- ²⁶ M. Bejas, A. Greco, and H. Yamase, *Phys. Rev. B* **86**, 224509 (2012).
- ²⁷ A. T. Hoang and P. Thalmeier, *J. Phys.: Condens. Matter* **14**, 6639 (2002).
- ²⁸ J. Merino, A. Greco, R. H. McKenzie, and M. Calandra, *Phys. Rev. B* **68**, 245121 (2003).
- ²⁹ P. Prelovšek and P. Horsch, *Phys. Rev. B* **60**, R3735 (1999).
- ³⁰ Z. Wang, Y. Bang, and G. Kotliar, *Phys. Rev. Lett.* **67**, 2733 (1991).
- ³¹ L. Gehlhoff and R. Zeyher, *Phys. Rev. B* **52**, 4635 (1995).
- ³² R. Zeyher and M. Kulić, *Phys. Rev. B* **54**, 8985 (1996).
- ³³ A. Foussats and A. Greco, *Phys. Rev. B* **65**, 195107 (2002).
- ³⁴ T. Tohyama and S. Maekawa, *Phys. Rev. B* **49**, 3596 (1994).
- ³⁵ G. Khaliullin and P. Horsch, *Phys. Rev. B* **54**, R9600 (1996).
- ³⁶ T. Tohyama, P. Horsch, and S. Maekawa, *Phys. Rev. Lett.* **74**, 980 (1995).