

Do Neural Avalanches Indicate Criticality After All?

Mohammad Dehghani,¹ Marzieh Zare,² and Farhad Shahbazi^{1,3}

¹*Department of Physics, Isfahan University of Technology, Isfahan 84156-83111, Iran.*

²*School of Computer Science, Institute for Research in Fundamental Sciences, Tehran 19395-5746, Iran*

³*School of Physics, Institute for Research in Fundamental Sciences, Tehran 19395-5531, Iran*

(Dated: December 17, 2018)

Neural avalanches in size and duration exhibit a power law distribution illustrating as a straight line when plotted on the logarithmic scales. The power-law exponent is interpreted as the signature of criticality and it is assumed that the resting brain operates near criticality. However, there is no clear evidence that supports this assumption, and even there are extensive research studies conflicting one another. The model of the current paper is an extension of a previous publication wherein we used an integrate-and-fire model on a regular lattice with periodic boundary conditions and introduced the temporal complexity as a genuine signature of criticality. However, in that model the power-law distribution of neural avalanches were manifestation of super-criticality rather than criticality. Here, however, we show that replacing the discrete noise in the model with a Gaussian noise and continuous time solution of the equation leads to coincidence of temporal complexity and spatiotemporal patterns of neural avalanches at a control parameter which is assumed to be the critical value of the model.

I. INTRODUCTION

Diverse fields of research including neurophysiology, sociology, geophysics, and economics considers heavy tails and scale-free distributions as the signature of complexity [1]. The brain as a complex dynamic system and brain activities including neuronal membrane potentials, noninvasive electroencephalography (EEG), magnetoencephalography (MEG), and functional magnetic resonance imaging (fMRI) signals observed at many spatiotemporal patterns exhibit power-law behavior [2]. Synchronized large amplitude bursts or neural avalanches, are power-law distributed [3, 4] and the widely varying profile of neural avalanche distribution in size and duration are described by a single universal scaling exponent, α , in $P(X) \sim X^{-\alpha}$.

Power law distribution may suggest that neural networks operate near a non-equilibrium critical point where the phase transition occurs. However, power laws are not alone sufficient to establish criticality and also non-critical systems may produce power laws [5]; implying that many possible mechanisms generate power law distribution [6–8]. In [9], authors argue that the power laws observed in avalanche size distributions are actually artifacts, and in an *in vivo* study [10], no clear evidence of power-law scaling or self-organized critical states was found in the awake and sleeping brain of mammals in monkey, cat and human.

According to the popular view of Per Bak [11] criticality is realized spontaneously by complex systems rather than requiring the fine tuning of a control parameter with a critical value. They proposed the term self-organized criticality (SOC), as an operation of the system at criticality that generates the power law behavior in natural phenomena. Critical point sets a boundary between an ordered and a less ordered state with different scaling behaviors [12, 13]. Evidence for criticality in the brain has been found *in vitro* experiments [3], animals [14], and

humans [15].

In our previous study [13], using leaky integrate-and-fire model (LIFM), we have shown that *temporal complexity* is a robust indicator of criticality with which a critical point is introduced. We found that temporal complexity uncontaminated by periodicity occurs in a narrow range of values of the control parameter, in correspondence of which the information transfer from one network to another becomes maximal. We argued that if this enhancement of information transport is interpreted as a signature of criticality, then the power law avalanches are a manifestation of super-criticality rather than criticality. This led us to conclude that if power-law distribution in avalanches is not found in the brain of mammals, that would not conflict with the hypothesis that the brain works at criticality.

So how temporal complexity is connected to power-laws? If we consider an event in a system, then the waiting time distribution densities, $\psi(t)$, have the time-asymptotic form

$$\psi(t) \propto \frac{1}{t^\alpha}. \quad (1)$$

It was proposed that the cumulative distribution function (CDF) is much more accurate to fit the power-law exponents, as well as to identify if the system obeys a power-law [8]. Hence the corresponding cumulative distributions, or survival probabilities, is defined as

$$\Psi(t) \equiv \int_t^\infty \psi(t) dt \propto \frac{1}{t^{\alpha-1}}. \quad (2)$$

Thus the corresponding CDF also behaves as a power-law, but with a smaller exponent $\alpha - 1$.

In this work, we show that by replacing the discrete noise with a continuous Gaussian noise in the model,

avalanche probability distributions display power law behavior at criticality indicated by temporal complexity and phase transition.

II. MODEL DESCRIPTION

The model used in the previous work and here is the popular leaky integrate-and fire model [16].

$$\dot{x}_i(t) = -\gamma x_i(t) + S + \sigma \xi_i(t) + K \sum_{j \neq i} a_i \Lambda_{ij} \delta(t - t_j - t_d) \quad (3)$$

where x is the membrane potential, $1/\gamma$ is the membrane time constant of the neuron, S is proportional to a constant input current, K is the control parameter and Λ_{ij} describes the adjacency matrix. Note that $i = 1 \dots N$ where N is the total number of neurons, t_j is the time of firing of neuron j , and t_d is the time lag of firing neuron j to the time of receiving the cooperation to the neuron i . Each neuron starts from a random value or zero and fires when it reaches the threshold $x = 1$. When a neuron fires, it forces all the neurons linked to it to make a step ahead or backward by the quantity K according to whether $a_i = 1$ (excitatory) or $a_i = -1$ (inhibitory). The parameter K plays the all-important role of control parameter and is expected to generate criticality when the special value K_c , to be determined using a suitable criticality indicator, is adopted. After firing, each neuron jumps back to the rest state $x = 0$.

When $K = 0$, the vanishing noise condition yields the following expression for the time distance between two consecutive firings of the same neuron

$$T_P = \frac{1}{\gamma} \ln \left(\frac{1}{1 - \frac{\sigma}{S}} \right). \quad (4)$$

If $K > 0$, after a few time steps all the neurons fire at the same time [18], thereby generating a sequence of quakes of intensity N with the time period T_P given by equation (4). The parameter σ is the standard deviation of the noise which can also be considered as the noise intensity. In the previous solution of equation (3), we adopted the integration time step $\Delta t = 1$ and $\xi(t)$ as a discontinuous random fluctuation taking with equal probability either the value of $\xi(t) = 1$ or $\xi(t) = -1$ [13, 17]. Here, however, we treat the time continuously and then consider ξ to be a continuous Gaussian white noise with zero mean and unit variance, defined by

$$\begin{aligned} \langle \xi(t) \rangle &= 0 \\ \langle \xi(t) \xi(t') \rangle &= \delta(t - t'). \end{aligned} \quad (5)$$

To reduce the number of the parameters, we define the dimensionless time variable $\mathcal{T} = \gamma t$. In this way, setting the last term aside, equation (3) can be rewritten in the following form

$$\dot{x}_i(\mathcal{T}) = -x_i(\mathcal{T}) + \frac{S}{\gamma} + \frac{\sigma}{\sqrt{\gamma}} \eta_i(\mathcal{T}), \quad (6)$$

in which $\eta(\mathcal{T}) = \frac{1}{\sqrt{\gamma}} \xi(\frac{\mathcal{T}}{\gamma})$ is the dimensionless Gaussian noise with zero mean and unit variance.

To numerically integrate the stochastic differential equation (3), we use the Ito's interpretation, which is

$$x_i(\mathcal{T} + d\mathcal{T}) = x_i(\mathcal{T}) + [-x_i(\mathcal{T}) + \frac{S}{\gamma}]d\mathcal{T} + \frac{\sigma}{\sqrt{\gamma}} \eta_i(\mathcal{T})\sqrt{d\mathcal{T}}. \quad (7)$$

Here, we choose $d\mathcal{T} = 0.01$, $S = 0.001005$, $\gamma = 0.001$, and $\sigma = 0.0001$. We assume that the neurons are residing on the nodes of a two-dimensional square lattice with periodic boundary condition with the size $N = L \times L$, where L is the linear size of the lattice. The adoption of periodic boundary conditions is to ensure the total equivalence of the cooperating units, so as to avoid the doubt that the onset of firing bursts may be triggered by units with a favorable topology. However, numerical calculations not reported here show that the adoption of periodic boundary condition is not crucial for the results of this paper. Here, we show that temporal complexity detects a critical point where it is poised between a random and a regular state. We then examine if avalanche distribution in size and time follow a power-law exponent as found in [3]. Using scaling theory that expresses a relation between the exponents, we confirm that neural avalanche data collapses into critical exponent suggested by temporal complexity approach.

III. TEMPORAL COMPLEXITY

In this section, we explore the temporal complexity of the LIFM, given by (3), by calculating the cumulative survival probability, $\Psi(t)$, which indicates the probability that no firing occurs up to the time t from an earlier firing. In the lack of cooperation, the dynamics is Poissonian process defined by an exponential

$$\Psi(t) = \exp(-Gt). \quad (8)$$

According to [19], cooperation generates scale invariance, hence, increasing K leads to a transition from the exponential form of equation (8) to

$$\Psi_C(t) = \left(\frac{T_c}{T_c + t} \right)^\alpha. \quad (9)$$

at criticality, with T_c so small as to make equation (9) virtually equivalent to the inverse power law of equation (1) over the available time scale.

The time dependence of $\Psi(t)$ for different values of cooperation parameter K is plotted in Fig.1.(a) for a lattice of linear size $L = 10$. As shown by Fig.1.(a), we find instead that for small values of N , the survival probability is identical to the Mittag-Leffler (ML) function [20–22]

$$\Psi(t) = E_\alpha(-(\lambda_\alpha t)^\alpha). \quad (10)$$

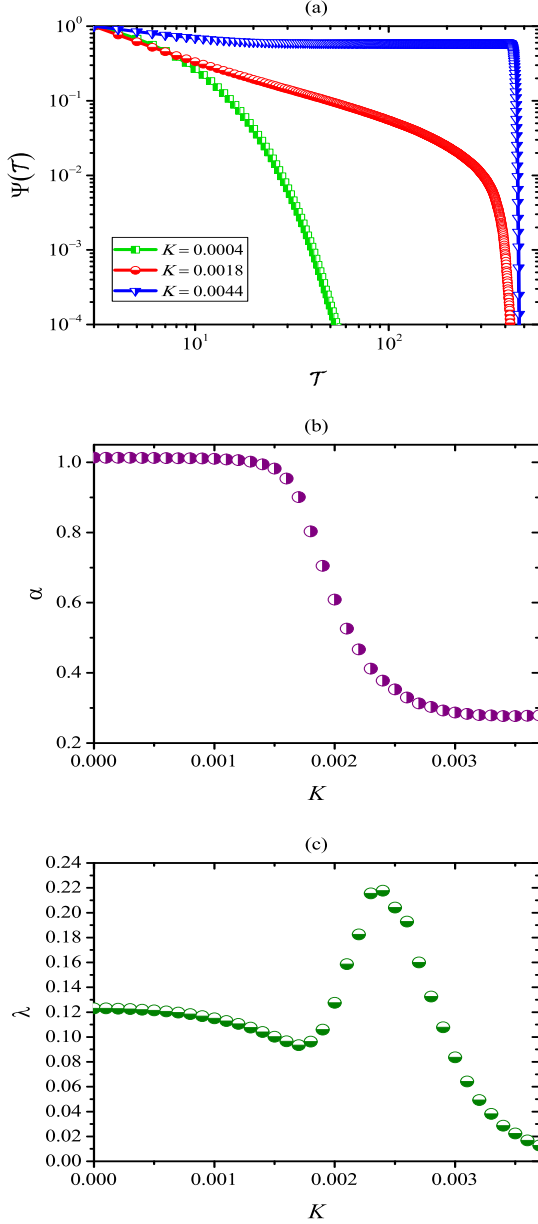


FIG. 1. (Color online) (a) Survival probability Ψ versus the dimensionless time $\tau = \gamma t$, for three different cooperation parameters $K = 0.0004, 0.0018, 0.0044$ with $\sigma = 0.0001$, $\gamma = 0.001$, $S = 0.001005$ in a 10×10 lattice. (b) Variation of the power index α , and (c) Scale of stretched exponential, λ , defined by Eq. (10), with the cooperation parameter. Notice the abrupt change in $K = 0.0018$.

ML function settles a bridge between the stretched exponential and inverse power law survival probabilities as important signs of complexity. In fact, in the time region $t < 1/\lambda_\alpha$ the ML survival probability is described by the stretched exponential function

$$\Psi(t) \propto \exp(-(\lambda_\alpha t)^\alpha), \quad (11)$$

and in the large time region $t > 1/\lambda_\alpha$ by a power-law of

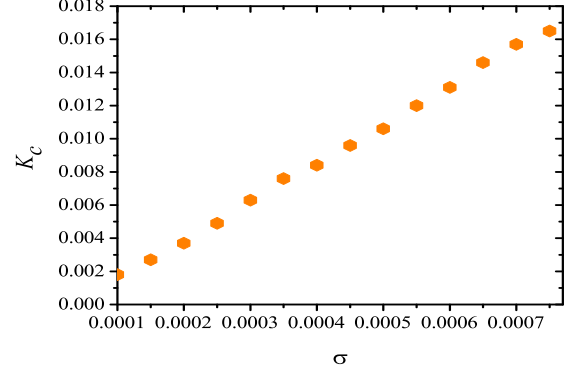


FIG. 2. (Color online) Variation of the critical coupling parameter, K_c , versus noise intensity, σ , for $\gamma = 0.001$, $S = 0.001005$ and $N = 100$.

Eq.(1) The index α of the stretched exponential function of equation (11) is identical to the power index α of the inverse power law of equation (1). We show that the ML function of equation (10) is the visible manifestation of a hidden survival probability with the inverse power law form of equation (9), which is thought to be a signature of complexity [19].

Fig.1.(a) shows how neural network deviates from exponential to a regular behavior with changing control parameters, K . In order to find the critical point, we fit the survival probability functions with ML-function. The corresponding fractal exponents of each curve, α , and λ are plotted in Figs. 1.(b) and (c), respectively. As can be seen from the figure, a region represents a phase transitory behavior that indicate criticality around a critical point of $K = 0.0018$.

The model of the current paper is a generalization of the model proposed by Mirollo and Strogatz [18] in which in the absence of noise, full synchronization is achieved after few steps in the absence of noise. However, here, adding a noise to the model in order to generate temporal complexity along with an adjustable coupling parameter, K , a competition is set between these two parameters. We have explored how coupling has to be adjusted to the noise to maintain the criticality and phase transition. Hence, we run the model for different values of σ and arrive at Fig. 2. As can be inferred from this figure, the critical coupling K_c , approximately has a linear dependence on the noise intensity, and as we increase the noise in the system, cooperation has to level up in order to maintain the system at criticality.

In the previous work, we confirmed the criticality by aging experiment and information transfer. Here, however, we encourage readers to see [13] for further reading, and focus on neural avalanches. Hence, we rely on previous results and take $K_c = 0.0018$ as indicated by Fig.2 (b and c), and ask if avalanche data including avalanche size, duration and temporal profile fall within SOC predictions according to [12].

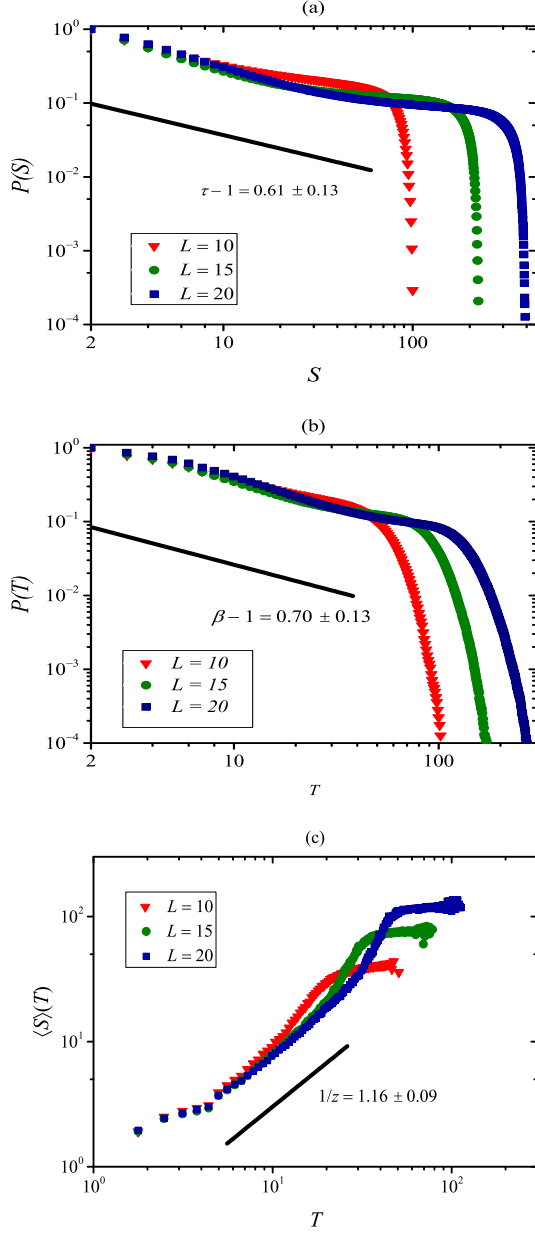


FIG. 3. (Color online) Scaling of the cumulative probabilities of (a) avalanche size $P(S)$, (b) avalanche duration $P(T)$. (c) Scaling of the conditional average of avalanches with duration T . The results are obtained using $\gamma = 0.001$, $\sigma = 0.0001$, $S = 0.001005$ at $K = 0.0018$ and the lattices with the linear size $L = 10, 15, 20$.

IV. NEURAL AVALANCHES

In our previous study, we did not observe the coincidence of power-law distribution of neural avalanches at criticality indicated by temporal complexity. This finding may cast doubt on the operation of the brain near criticality; however, we hypothesized that temporal complexity as a promising detector of criticality may suf-

fice. Yet, considering many inconsistent results reported from recordings in awake animals and humans, we did not cease our attempt to find the source of presumptive conflict.

In this section, we calculate the size and duration of the neuronal avalanches creating as the results of our LIFM. For this purpose, we count the number of firing neurons in time bins of 5 simulation steps ($\Delta\mathcal{T} = 0.05$). An avalanche is recorded whenever a burst of neurons is followed by quiescent duration of minimum 5 steps. The number of neurons fired during this active region is called the avalanche size, S , and the duration of this activity is called the avalanche duration T .

As predicted by renormalization group theory [23], avalanche data collapses onto universal scaling functions near a critical point and follow:

$$\begin{aligned} p(S) &\sim S^{-\tau}, \\ p(T) &\sim T^{-\beta}, \\ \langle S \rangle(T) &\sim T^{1/z}, \end{aligned} \quad (12)$$

where $p(S)$ and $p(T)$ are the probability density function of the avalanche size and duration, respectively. $\langle S \rangle(T)$ is the average of avalanche size conditioned on a given duration [23]. τ , β and $1/z$ are the critical exponents of the system and are independent of the details of the model or system [12]. The scaling theory requires the following relation between the exponents

$$\frac{\beta - 1}{\tau - 1} = \frac{1}{z}. \quad (13)$$

Mean field theory predicts $\tau = 3/2$, $\beta = 2.0$ and $1/z = 2.0$ based on SOC.

The results of our simulation for three lattice sizes 10×10 , 15×15 and 20×20 at $K_c = 0.0018$ are illustrated in Fig. 3. In this figure, panels (a) and (b) show the scaling of the cumulative probabilities of the avalanche size ($P(S) = \int_S^\infty p(s)ds$) and avalanche duration ($P(T) = \int_T^\infty p(t)dt$), respectively, and panel (c) is devoted to the scaling of conditional average avalanche size, $\langle S \rangle(T)$ in terms of the duration T . According to equation (12), $P(S)$ and $P(T)$ scales as

$$\begin{aligned} P(S) &\sim S^{1-\tau}, \\ P(T) &\sim T^{1-\beta}. \end{aligned} \quad (14)$$

For the critical point suggested by temporal complexity ($K_c = 0.0018$ for the noise intensity $\sigma = 0.0001$), we found the following exponents: $\tau = 1.61 \pm 0.13$, $\beta = 1.70 \pm 0.13$, and $\frac{1}{z} = 1.16 \pm 0.09$ which satisfy the scaling relation, equation (13). These exponents are in good agreement with the experimental values obtained recently [12]. This is another proof that the critical point suggested by temporal complexity is in fact the system's critical point. It is notable that we have considered $\sigma = 0.0001$ throughout the text, and as illustrated in Fig. 2, increasing noise, σ , comply increasing K_c , in order to keep these results consistence.

V. CONCLUDING REMARKS

Here, by applying two modifications to our previous model [13], we explored if at the critical point indicated by temporal complexity, avalanche data collapses onto universal scaling function as predicted by the theory of dynamic critical phenomena. Our results provide compelling evidence that temporal complexity and neural avalanches both are consistent and robust indicators of criticality at which information processing, information storage, dynamic response, and computation is maximized [24, 25]. We emphasize that the exponents of avalanche data collapses on scaling exponents that are model independent and identical for all systems in the same universality class. On the other hand, the results of the paper indicate that a simple model using a regular

lattice successfully sheds light into cooperation-induced criticality in neural system and establishes a connection between criticality and neural avalanches. Therefore, we conclude that neural avalanches are indicators of criticality.

VI. ACKNOWLEDGEMENT

The authors gratefully acknowledge financial support from Iranian Cognitive Science and Technologies council through Grant No.2960.

VII. REFERENCES

-
- [1] J. Laherrère, D. Sornette, Eur. Phys. J. B **2**, 525 (1998).
 - [2] J. B. He, J. M. Zempel, J.M., A. Z. Snyder, and M.E. Raichle, Neuron **66**, 353369 (2010).
 - [3] J. M. Beggs and D. Plenz, J. Neurosci. **23**, 11167 (2003).
 - [4] A. P. Mehta, A. C. Mills, K. A. Dahmen, and J. P. Sethna, Phys. Rev. E **65**, 046139 (2002).
 - [5] J. M. Beggs, and N. Timme, Front Physiol. **3**, 163 (2012).
 - [6] C. Bedard, H. Kroger, and A. Destexhe, Phys. Rev. Lett. **97**, 118102 (2006).
 - [7] V. Priesemann, M. Munk, and M. Wibral, BMC Neurosci. **10**, 40 (2009).
 - [8] M. E. J. Newman, Contemp. Phys. **46**, 323 (2005).
 - [9] J. Touboul, and A. Destexhe PLoSOne **5**, e8982 (2010).
 - [10] N. Dehghani, C. Badard, C., S. S. Cash, E. Halgren, and A. Destexhe, A, J. Comput. Neurosci. **29**, 405421.(2010)
 - [11] P. Bak, C. Tang, and K. Wiesenfeld, PRL **59**, 381 (1987).
 - [12] N. Friedman, S. Ito, B A.W. Brinkman, M. Shimono, R.E. Lee De Ville, K. Dahmen, J. Beggs, and T.C. Butler, Phys. Rev. Lett. **108**, 208102 (2012).
 - [13] M. Zare, P. Grigolini, Chaos, Solitons **55**, 8094 (2013).
 - [14] T. Petermann, T. Thiagarajan, M. Lebedev, M. Nicolelis, D. Chialvo, and D. Plenz, Proc.Natl.Acad.Sci.U.S.A. **106**, 15921 (2009).
 - [15] C. Meisel, A. Storch, S. Hallmeyer-Elgner, E. Bullmore, and T. Gross (2012). PLoSComput.Biol. **8**, e1002312 (2012).
 - [16] A. Politi A, and S. Luccioli, "Dynamics of networks of leaky-integrate-and-fire neurons Network Science" ed E Estrada, MFox, DJ Higham and G-L Oppo (Berlin: Springer, 2010).
 - [17] M. Zare, and P. Grigolini, Phys Rev E **86**, 051918 (2012).
 - [18] R. E. Mirollo, and S. H. Strogatz, SIAM J. Appl. Math. **50**, 1645 (1990).
 - [19] K. Christensen, and N. R. Moloney, "Complexity and Criticality" (Imperial College Press, London, 2005).
 - [20] R. Metzler, J. Klafter, Journal of Non-Crystalline Solids, **305**, 81 (2002).
 - [21] F. Mainardi, J. Comp. Appl. Math. **118**, 283 (2000).
 - [22] Note that the ML function is intimately related to the fractional calculus, widely used in different disciplines, ranging from physics to biology and to economics, and consequently is thought to be a important theoretical tool for the field of complexity.
 - [23] J. P. Sethna, K. A. Dahmen, and C. R. Myers, Nature **410**, 242 (2001).
 - [24] W. L. Shew, H. Yang, T. Petermann, R. Roy, and D. Plenz, J. Neurosci. **29**, 15595 (2009).
 - [25] W. L. Shew, H. Yang, S. Yu, R. Roy, and D. Plenz, J. Neurosci. **31**, 55 (2011).