

# Re-embedding a 1-Plane Graph into a Straight-line Drawing in Linear Time <sup>\*</sup>

Seok-Hee Hong<sup>1</sup> and Hiroshi Nagamochi<sup>2</sup>

<sup>1</sup> University of Sydney, Australia

seokhee.hong@sydney.edu.au

<sup>2</sup> Kyoto University, Japan

nag@amp.i.kyoto-u.ac.jp

**Abstract.** Thomassen characterized some 1-plane embedding as the forbidden configuration such that a given 1-plane embedding of a graph is drawable in straight-lines if and only if it does not contain the configuration [C. Thomassen, Rectilinear drawings of graphs, J. Graph Theory, 10(3), 335-341, 1988].

In this paper, we characterize some 1-plane embedding as the forbidden configuration such that a given 1-plane embedding of a graph can be re-embedded into a straight-line drawable 1-plane embedding of the same graph if and only if it does not contain the configuration. Re-embedding of a 1-plane embedding preserves the same set of pairs of crossing edges. We give a linear-time algorithm for finding a straight-line drawable 1-plane re-embedding or the forbidden configuration.

## 1 Introduction

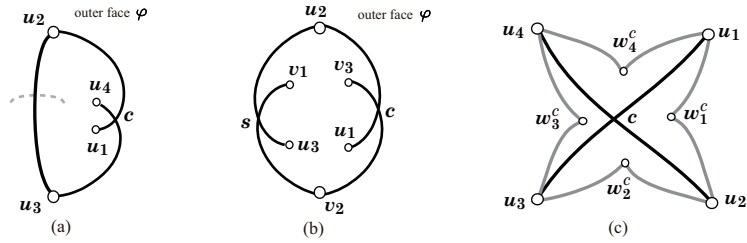
Since the 1930s, a number of researchers have investigated *planar* graphs. In particular, a beautiful and classical result, known as *Fáry's Theorem*, asserts that every plane graph admits a *straight-line drawing* [5]. Indeed, a straight-line drawing is the most popular drawing convention in Graph Drawing.

More recently, researchers have investigated *1-planar graphs* (i.e., graphs that can be embedded in the plane with at most one crossing per edge), introduced by Ringel [13]. Subsequently, the structure of 1-planar graphs has been investigated [4, 12]. In particular, Pach and Toth [12] proved that a 1-planar graph with  $n$  vertices has at most  $4n - 8$  edges, which is a tight upper bound. Unfortunately, testing the 1-planarity of a graph is NP-complete [6, 11], however linear-time algorithms are available for special subclasses of 1-planar graphs [1, 3, 7].

Thomassen [14] proved that every 1-plane graph (i.e., a 1-planar graph embedded with a given *1-plane embedding*) admits a straight-line drawing if and only if it does not contain any of two special 1-plane graphs, called the *B-configuration* or *W-configuration*, see Fig. 1.

---

<sup>\*</sup> Research supported by ARC Future Fellowship and ARC Discovery Project DP160104148. This is an extended abstract. For a full version with omitted proofs, see [9].



**Fig. 1.** (a) B-configuration with three edges  $u_1u_2, u_2u_3$  and  $u_3u_4$  and one crossing  $c$  made by an edge pair  $\{u_1u_2, u_3u_4\}$ , where edge  $u_2u_3$  may have a crossing when the configuration is part of a 1-plane embedding; (b) W-configuration with four edges  $u_1u_2, u_2u_3, v_1v_2$  and  $v_2v_3$  and two crossings  $c$  and  $s$  made by edge pairs  $\{u_1u_2, v_2v_3\}$  and  $\{u_2u_3, v_1v_2\}$ , where possibly  $u_1 = v_1$  and  $u_3 = v_3$ ; (c) Augmenting a crossing  $c \in \chi$  made by edges  $u_1u_3$  and  $u_2u_4$  with a new cycle  $Q_c = (u_1, w_1^c, u_2, w_2^c, u_3, w_3^c, u_4, w_4^c)$  depicted by gray lines.

Recently, Hong et al. [8] gave an alternative constructive proof, with a linear-time testing algorithm and a drawing algorithm. They also showed that some 1-planar graphs need an exponential area with straight-line drawing.

We call a 1-plane embedding *straight-line drawable* (SLD for short) if it admits a straight-line drawing, i.e., it does not contain a B- or W-configuration by Thomassen [14]. In this paper, we investigate a problem of “re-embedding” a given non-SLD 1-plane embedding  $\gamma$  into an SLD 1-plane embedding  $\gamma'$ . For a given 1-plane embedding  $\gamma$  of a graph  $G$ , we call another 1-plane embedding  $\gamma'$  of  $G$  a *cross-preserving embedding* of  $\gamma$  if exactly the same set of edge pairs make the same crossings in  $\gamma'$ .

More specifically, we first characterize the *forbidden configuration* of 1-plane embeddings that cannot admit an SLD cross-preserving 1-plane embedding. Based on the characterization, we present a linear-time algorithm that either detects the forbidden configuration in  $\gamma$  or computes an SLD cross-preserving 1-plane embedding  $\gamma'$ .

Formally, the main problem considered in this paper is defined as follows.

### Re-embedding a 1-Plane Graph into a Straight-line Drawing

**Input:** A 1-planar graph  $G$  and a 1-plane embedding  $\gamma$  of  $G$ .

**Output:** Test whether  $\gamma$  admits an SLD cross-preserving 1-plane embedding  $\gamma'$ , and construct such an embedding  $\gamma'$  if one exists, or report the forbidden configuration.

To design a linear-time implementation of our algorithm in this paper, we introduce a *rooted-forest representation of non-intersecting cycles* and an efficient procedure of flipping subgraphs in a plane graph. Since these data structure and procedure can be easily implemented, it has advantage over the complicated decomposition of biconnected graphs into triconnected components [10] or the SPQR tree [2].

## 2 Plane Embeddings and Inclusion Forests

Let  $U$  be a set of  $n$  elements, and let  $\mathcal{S}$  be a family of subsets  $S \subseteq U$ . We say that two subsets  $S, S' \subseteq U$  are *intersecting* if none of  $S \cap S'$ ,  $S - S'$  and  $S' - S$  is empty. We call  $\mathcal{S}$  a *laminar* if no two subsets in  $\mathcal{S}$  are intersecting. For a laminar  $\mathcal{S}$ , the *inclusion-forest* of  $\mathcal{S}$  is defined to be a forest  $\mathcal{I} = (\mathcal{S}, \mathcal{E})$  of a disjoint union of rooted trees such that (i) the sets in  $\mathcal{S}$  are regarded as the vertices of  $\mathcal{I}$ , and (ii) a set  $S$  is an ancestor of a set  $S'$  in  $\mathcal{I}$  if and only if  $S' \subseteq S$ .

**Lemma 1.** *For a cyclic sequence  $(u_1, u_2, \dots, u_\delta)$  of  $\delta \geq 2$  elements, define an interval  $(i, j)$  to be the set of elements  $u_k$  with  $i \leq k \leq j$  if  $i \leq j$  and  $(i, j) = (i, \delta) \cup (1, j)$  if  $i > j$ . Let  $\mathcal{S}$  be a set of intervals. A pair of two intersecting intervals in  $\mathcal{S}$  (when  $\mathcal{S}$  is not a laminar) or the inclusion-forest of  $\mathcal{S}$  (when  $\mathcal{S}$  is a laminar) can be obtained in  $O(\delta + |\mathcal{S}|)$  time.*

Throughout the paper, a graph  $G = (V, E)$  stands for a simple undirected graph. The set of vertices and the set of edges of a graph  $G$  are denoted by  $V(G)$  and  $E(G)$ , respectively. For a vertex  $v$ , let  $E(v)$  be the set of edges incident to  $v$ ,  $N(v)$  be the set of neighbors of  $v$ , and  $\deg(v)$  denote the degree  $|N(v)|$  of  $v$ . A simple path with end vertices  $u$  and  $v$  is called a  *$u, v$ -path*. For a subset  $X \subseteq V$ , let  $G - X$  denote the graph obtained from  $G$  by removing the vertices in  $X$  together with the edges in  $\cup_{v \in X} E(v)$ .

A *drawing*  $D$  of a graph  $G$  is a geometric representation of the graph in the plane, such that each vertex of  $G$  is mapped to a point in the plane, and each edge of  $G$  is drawn as a curve. A drawing  $D$  of a graph  $G = (V, E)$  is called *planar* if there is no edge crossing. A planar drawing  $D$  of a graph  $G$  divides the plane into several connected regions, called *faces*, where a face enclosed by a closed walk of the graph is called an *inner face* and the face not enclosed by any closed walk is called the *outer face*.

A planar drawing  $D$  *induces* a plane embedding  $\gamma$  of  $G$ , which is defined to be a pair  $(\rho, \varphi)$  of the *rotation system* (i.e., the circular ordering of edges for each vertex)  $\rho$ , and the outer face  $\varphi$  whose facial cycle  $C_\varphi$  gives the outer boundary of  $D$ . Let  $\gamma = (\rho, \varphi)$  be a plane embedding of a graph  $G = (V, E)$ . We denote by  $F(\gamma)$  the set of faces in  $\gamma$ , and by  $C_f$  the facial cycle determined by a face  $f \in F$ , where we call a subpath of  $C_f$  a *boundary path* of  $f$ . For a simple cycle  $C$  of  $G$ , the plane is divided by  $C$  in two regions, one containing only inner faces and the other containing the outer area, where we say that the former is *enclosed* by  $C$  or the *interior* of  $C$ , while the latter is called the *exterior* of  $C$ . We denote by  $F_{\text{in}}(C)$  the set of inner faces in the interior of  $C$ , by  $E_{\text{in}}(C)$  the set of edges in  $E(C_f)$  with  $f \in F_{\text{in}}(C)$ , and by  $V_{\text{in}}(C)$  the set of end-vertices of edges in  $E_{\text{in}}(C)$ . Analogously define  $F_{\text{ex}}(C)$ ,  $E_{\text{ex}}(C)$  and  $V_{\text{ex}}(C)$  in the exterior of  $C$ . Note that  $E(C) = E_{\text{in}}(C) \cup E_{\text{ex}}(C)$  and  $V(C) = V_{\text{in}}(C) \cup V_{\text{ex}}(C)$ .

For a subgraph  $H$  of  $G$ , we define the embedding  $\gamma|_H$  of  $\gamma$  induced by  $H$  to be a sub-embedding of  $\gamma$  obtained by removing the vertices/edges not in  $H$ , keeping the same rotation system around each of the remaining vertices/crossings and the same outer face.

## 2.1 Inclusion Forests of Inclusive Set of Cycles

In this and next subsections, let  $(G, \gamma)$  stand for a plane embedding of  $\gamma = (\rho, \varphi)$  of a biconnected simple graph  $G = (V, E)$  with  $n = |V| \geq 3$ .

Let  $C$  be a simple cycle in  $G$ . We define the *direction* of  $C$  to be an ordered pair  $(u, v)$  with  $uv \in E(C)$  such that the inner faces in  $F_{\text{in}}(C)$  appear on the right hand side when we traverse  $C$  in the order that we start  $u$  and next visit  $v$ . For simplicity, we say that two simple cycles  $C$  and  $C'$  are *intersecting* if  $F_{\text{in}}(C)$  and  $F_{\text{in}}(C')$  are intersecting.

Let  $\mathcal{C}$  be a set of simple cycles in  $G$ . We call  $\mathcal{C}$  *inclusive* if no two cycles in  $\mathcal{C}$  are intersecting, i.e.,  $\{F_{\text{in}}(C) \mid C \in \mathcal{C}\}$  is a laminar. When  $\mathcal{C}$  is inclusive, the *inclusion-forest* of  $\mathcal{C}$  is defined to be a forest  $\mathcal{I} = (\mathcal{C}, \mathcal{E})$  of a disjoint union of rooted trees such that:

- (i) the cycles in  $\mathcal{C}$  are regarded as the vertices of  $\mathcal{I}$ , and
- (ii) a cycle  $C$  is an ancestor of a cycle  $C'$  in  $\mathcal{I}$  if and only if  $F_{\text{in}}(C') \subseteq F_{\text{in}}(C)$ .

Let  $\mathcal{I}(\mathcal{C})$  denote the inclusion-forest of  $\mathcal{C}$ . For a vertex subset  $X \subseteq V$ , let  $\mathcal{C}(X)$  denote the set of cycles  $C \in \mathcal{C}$  such that  $x \in V(C)$  for some vertex  $x \in X$ , where we denote  $\mathcal{C}(\{v\})$  by  $\mathcal{C}(v)$  for short.

**Lemma 2.** *For  $(G, \gamma)$ , let  $\mathcal{C}$  be a set of simple cycles of  $G$ . Then any of the following tasks can be executed in  $O(n + \sum_{C \in \mathcal{C}} |E(C)|)$  time.*

- (i) *Decision of the directions of all cycles in  $\mathcal{C}$ ;*
- (ii) *Detection of a pair of two intersecting cycles in  $\mathcal{C}$  when  $\mathcal{C}$  is not inclusive, and construction of the inclusion-forests  $\mathcal{I}(\mathcal{C}(v))$  for all vertices  $v \in V$  when  $\mathcal{C}$  is inclusive; and*
- (iii) *Construction of the inclusion-forest  $\mathcal{I}(\mathcal{C})$  when  $\mathcal{C}$  is inclusive.*

## 2.2 Flipping Spindles

A simple cycle  $C$  of  $G$  is called a *spindle* (or a  $u, v$ -*spindle*) of  $\gamma$  if there are two vertices  $u, v \in V(C)$  such that no vertex in  $V(C) - \{u, v\}$  is adjacent to any vertex in the exterior of  $C$ , where we call vertices  $u$  and  $v$  the *junctions* of  $C$ . Note that each of the two subpaths of  $C$  between  $u$  and  $v$  is a boundary path of some face in  $F(\gamma)$ .

Given  $(G, \gamma)$ , we denote the rotation system around a vertex  $v \in V$  by  $\rho_\gamma(v)$ . For a spindle  $C$  in  $\gamma$ , let  $J(C)$  denote the set of the two junctions of  $C$ .

*Flipping a  $u, v$ -spindle  $C$*  means to modify the rotation system of vertices in  $V_{\text{in}}(C)$  as follows:

- (i) For each vertex  $w \in V_{\text{in}}(C) - J(C)$ , reverse the cyclic order of  $\rho_\gamma(w)$ ; and
- (ii) For each vertex  $u \in J(C)$ , reverse the order of subsequence of  $\rho_\gamma(u)$  that consists of vertices  $N(u) \cap V_{\text{in}}(C)$ .

Every two distinct spindles  $C$  and  $C'$  in  $\gamma$  are non-intersecting, and they always satisfy one of  $E_{\text{in}}(C) \cap E_{\text{in}}(C') = \emptyset$ ,  $E_{\text{in}}(C) \subseteq E_{\text{in}}(C')$ , and  $E_{\text{in}}(C') \subseteq E_{\text{in}}(C)$ . Let  $\mathcal{C}$  be a set of spindles in  $\gamma$ , which is always inclusive, and let  $\mathcal{I}(\mathcal{C})$  denote the inclusion-forest of  $\mathcal{C}$ .

When we modify the current embedding  $\gamma$  by flipping each spindle in  $\mathcal{C}$ , the resulting embedding  $\gamma_{\mathcal{C}}$  is the same, independent from the ordering of the flipping operation to the spindles, since for two spindles  $C$  and  $C'$  which share a common junction vertex  $u \in J(C) \cap J(C')$ , the sets  $N(u) \cap V_{\text{in}}(C)$  and  $N(u) \cap V_{\text{in}}(C')$  do not intersect, i.e., they are disjoint or one is contained in the other.

Define the *depth* of a vertex  $v \in V$  in  $\mathcal{I}$  to be the number of spindles  $C \in \mathcal{C}$  such that  $v \in V_{\text{in}}(C) - J(C)$ , and denote by  $\text{p}(v)$  the parity of depth of vertex  $v$ , i.e.,  $\text{p}(v) = 1$  if the depth is odd and  $\text{p}(v) = -1$  otherwise.

For a vertex  $v \in V$ , let  $\mathcal{C}[v]$  denote the set of spindles  $C \in \mathcal{C}$  such that  $v \in J(C)$ , and let  $\gamma_{\mathcal{C}[v]}$  be the embedding obtained from  $\gamma$  by flipping all spindles in  $\mathcal{C}[v]$ . Let  $\text{rev}(\sigma)$  mean the reverse of a sequence  $\sigma$ . Then we see that  $\rho_{\gamma_{\mathcal{C}}}(v) = \rho_{\gamma_{\mathcal{C}[v]}}(v)$  if  $\text{p}(v) = 1$ ; and  $\rho_{\gamma_{\mathcal{C}}}(v) = \text{rev}(\rho_{\gamma_{\mathcal{C}[v]}}(v))$  otherwise. To obtain the embedding  $\gamma_{\mathcal{C}}$  from the current embedding  $\gamma$  by flipping each spindle in  $\mathcal{C}$ , it suffices to show how to compute each of  $\text{p}(v)$  and  $\rho_{\gamma_{\mathcal{C}[v]}}(v)$  for all vertices  $v \in V$ .

**Lemma 3.** *Given  $(G, \gamma)$ , let  $\mathcal{C}$  be a set of spindles of  $\gamma$ . Then any of the following tasks can be executed in  $O(n + \sum_{C \in \mathcal{C}} |E(C)|)$  time.*

- (i) *Decision of parity  $\text{p}(v)$  of all vertices  $v \in V$ ; and*
- (ii) *Computation of  $\rho_{\gamma_{\mathcal{C}[v]}}(v)$  for all vertices  $v \in V$ .*

### 3 Re-embedding 1-plane Graph and Forbidden Configuration

A drawing  $D$  of a graph  $G = (V, E)$  is called a *1-planar drawing* if each edge has at most one crossing. A 1-planar drawing  $D$  of graph  $G$  induces a *1-plane embedding*  $\gamma$  of  $G$ , which is defined to be a tuple  $(\chi, \rho, \varphi)$  of the *crossing system*  $\chi$  of  $E$ , the rotation system  $\rho$  of  $V$ , and the outer face  $\varphi$  of  $D$ . The *planarization*  $\mathcal{G}(G, \gamma)$  of a 1-plane embedding  $\gamma$  of graph  $G$  is the plane embedding obtained from  $\gamma$  by regarding crossings also as graph vertices, called crossing-vertices. The set of vertices in  $\mathcal{G}(G, \gamma)$  is given by  $V \cup \chi$ . For a notational convenience, we refer to a subgraph/face of  $\mathcal{G}(G, \gamma)$  as a subgraph/face in  $\gamma$ .

Let  $\gamma = (\chi, \rho, \varphi)$  be a 1-plane embedding of graph  $G$ . We call another 1-plane embedding  $\gamma' = (\chi', \rho', \varphi')$  of graph  $G$  a *cross-preserving* 1-plane embedding of  $\gamma$  when the same set of edge pairs makes crossings, i.e.,  $\chi = \chi'$ . In other words, the planarization  $\mathcal{G}(G, \gamma')$  is another plane embedding of  $\mathcal{G}(G, \gamma)$  such that the alternating order of edges incident to each crossing-vertex  $c \in \chi$  is preserved.

To eliminate the additional constraint on the rotation system on each crossing-vertex  $c \in \chi$ , we introduce “circular instances.” We call an instance  $(G, \gamma)$  of 1-plane embedding *circular* when for each crossing  $c \in \chi$ , the four end-vertices of the two crossing edges  $u_1u_3$  and  $u_2u_4$  that create  $c$  (where  $u_1, u_2, u_3$  and  $u_4$  appear in the clockwise order around  $c$ ) are contained in a cycle  $Q_c = (u_1, w_1^c, u_2, w_2^c, u_3, w_3^c, u_4, w_4^c)$  of eight crossing-free edges for some vertices  $w_i^c$ ,  $i = 1, 2, 3, 4$  of degree 2, as shown in Fig. 1(c). By definition,  $c$  and each  $w_i^c$  not necessarily appear along the same facial cycle in the planarization  $\mathcal{G}(G, \gamma)$ . For example, path  $(v, w, u)$  is part of such a cycle  $Q_s$  for the crossing  $s$  in the

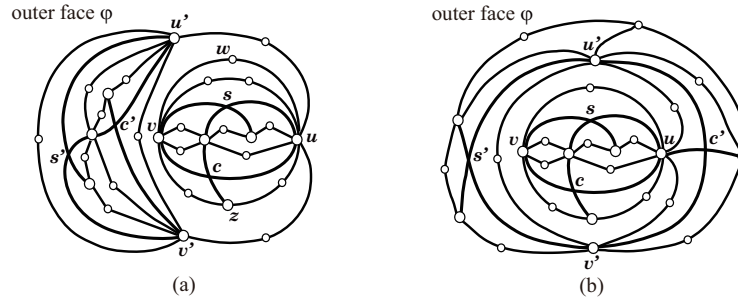
circular instance in Fig. 2(a), but  $c$  and  $w$  are not on the same facial cycle in the planarization.

A given instance can be easily converted into a circular instance by augmenting the end-vertices of each pair of crossing edges as follows. In the plane graph,  $\mathcal{G}(G, \gamma)$ , for each crossing-vertex  $c \in \chi$  and its neighbors  $u_1, u_2, u_3$  and  $u_4$  that appear in the clockwise order around  $c$ , we add a new vertex  $w_i^c$ ,  $i = 1, 2, 3, 4$  and eight new edges  $u_i w_i^c$  and  $w_i^c u_{i+1}$ ,  $i = 1, 2, 3, 4$  (where  $u_5$  means  $u_1$ ) to form a cycle  $Q_c$  of length 8 whose interior contains no other vertex than  $c$ .

Let  $H$  be the resulting graph augmented from  $G$ , and let  $\Gamma$  be the resulting 1-plane embedding of  $H$  augmented from  $\gamma$ . Note that  $|V(H)| \leq |V(G)| + 4|\chi|$  holds. We easily see that if  $\gamma$  admits an SLD cross-preserving embedding  $\gamma'$  then  $\Gamma$  admits an SLD cross-preserving embedding  $\Gamma'$ . This is because a straight-line drawing  $D_{\gamma'}$  of  $\gamma'$  can be changed into a straight-line drawing  $D_{\Gamma'}$  of some cross-preserving embedding  $\Gamma'$  of  $\Gamma$  by placing the newly introduced vertices  $w_i^c$  within the region sufficiently close to the position of  $c$ . We here see that cycle  $Q_c$  can be drawn by straight-line segments without intersecting with other straight-line segments in  $D_{\gamma'}$ .

Note that the instance  $(G, \gamma')$  remains circular for any cross-preserving embedding  $\gamma'$  of  $\gamma$ . In the rest of paper, let  $(G, \gamma)$  stand for a circular instance  $(G = (V, E), \gamma = (\chi, \rho, \varphi))$  with  $n \geq 3$  vertices and let  $\mathcal{G}$  denote its planarization  $\mathcal{G}(G, \gamma)$ . Fig. 2 shows examples of circular instances  $(G, \gamma)$ , where the vertex-connectivity of  $\mathcal{G}$  is 1.

As an important property of a circular instance, the subgraph  $G_{(0)}$  with crossing-free edges is a spanning subgraph of  $G$  and the four end-vertices of any two crossing edges are contained in the same block of the graph  $G_{(0)}$ . The biconnectivity is necessary to detect certain types of cycles by applying Lemma 2.

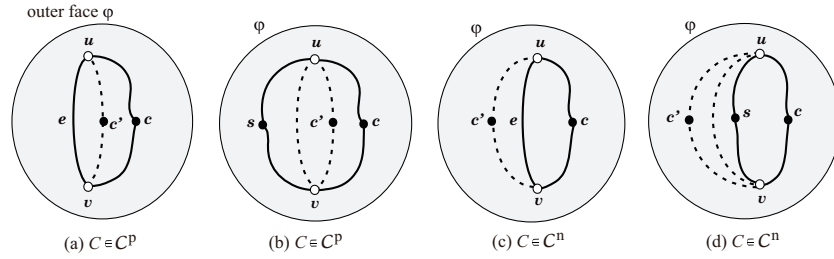


**Fig. 2.** Circular instances  $(G, \gamma)$  with a cut-vertex  $u$  of  $\mathcal{G}$ , where the crossing edges are depicted by slightly thicker lines: (a) hard B-cycles  $C = (u, c, v, s)$  and  $C' = (u', c', v', s')$ , (b) hard B-cycle  $C = (u, c, v, s)$  and a nega-cycle  $C' = (u', c', v', s')$  whose reversal is a hard B-cycle, where vertices  $u, v, u', v' \in V$  and crossings  $c, s, c', s' \in \chi$ .

### 3.1 Candidate Cycles, B/W Cycle, Posi/Nega Cycle, Hard/Soft Cycle

For a circular instance  $(G, \gamma)$ , finding a cross-preserving embedding of  $\gamma$  is effectively equivalent to finding another plane embedding of  $\mathcal{G}$  so that all the current B- and W-configurations are eliminated and no new B- or W-configurations are introduced. To detect the cycles that can be the boundary of a B- or W-configuration in changing the plane embedding of  $\mathcal{G}$ , we categorize cycles containing crossing vertices in  $\mathcal{G}$ .

A *candidate posi-cycle* (resp., *candidate nega-cycle*) in  $\mathcal{G}$  is defined to be a cycle  $C = (u, c, v)$  or  $C = (u, c, v, s)$  in  $\mathcal{G}$  with  $u, v \in V$  and  $c, s \in \chi$  such that the interior (resp., exterior) of  $C$  does not contain a crossing-free edge  $uv \in E$  and any other crossing vertex  $c'$  adjacent to both  $u$  and  $v$ .



**Fig. 3.** Candidate posi- and nega-cycles  $C = (u, c, v)$  and  $C = (u, c, v, s)$  in  $\mathcal{G}$ , where white circles represent vertices in  $V$  while black ones represent crossings in  $\chi$ : (a) candidate posi-cycle of length 3, (b) candidate posi-cycle of length 4, (c) candidate nega-cycle of length 3, and (d) candidate nega-cycle of length 4.

Fig. 3(a)-(b) and (c)-(d) illustrate candidate posi-cycles and candidate nega-cycles, respectively. Let  $\mathcal{C}^p$  and  $\mathcal{C}^n$  be the sets of candidate posi-cycles and candidate nega-cycles, respectively. By definition we see that the set  $\mathcal{C}^p \cup \mathcal{C}^n \cup \{C_f \mid f \in F(\gamma)\}$  is inclusive, and hence  $|\mathcal{C}^p \cup \mathcal{C}^n \cup \{C_f \mid f \in F(\gamma)\}| = O(n)$ .

A candidate posi-cycle  $C$  with  $C = (u, c, v)$  (resp.,  $C = (u, c, v, s)$ ) is called a *B-cycle* if

**(a)-(B):** the exterior of  $C$  contains no vertices in  $V - \{u, v\}$  adjacent to  $c$  (resp., contains exactly one vertex in  $V - \{u, v\}$  adjacent to  $c$  or  $s$ ).

Note that  $uv \in E$  when  $C = (u, c, v)$  is a B-cycle, as shown in Fig. 4(a). Fig. 4(b) and (d) illustrate the other types of B-cycles.

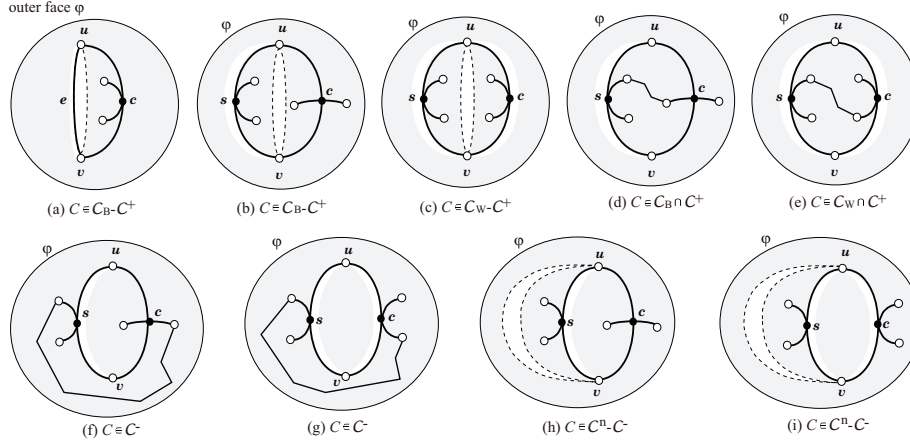
A candidate posi-cycle  $C = (u, c, v, s)$  is called a *W-cycle* if

**(a)-(W):** the exterior of  $C$  contains no vertices in  $V - \{u, v\}$  adjacent to  $c$  or  $s$ .

Fig. 4(c) and (e) illustrate W-cycles.

Let  $\mathcal{C}_W$  (resp.,  $\mathcal{C}_B$ ) be the set of W-cycles (resp., B-cycles) in  $\gamma$ . Clearly a W-cycle (resp., B-cycle) gives rise to a W-configuration (resp., B-configuration).





**Fig. 4.** Illustration of types of cycles  $C = (u, c, v)$  and  $C = (u, c, v, s)$  in  $\mathcal{G}$ , where white circles represent vertices in  $V$  while black ones represent crossings in  $\chi$ : (a) B-cycle of length 3, which is always soft, (b) soft B-cycle of length 4, (c) soft W-cycle, (d) hard B-cycle of length 4, (e) hard W-cycle, (f) nega-cycle whose reversal is a hard B-cycle, (g) nega-cycle whose reversal is a hard W-cycle, (h) candidate nega-cycle of length 4 that is not a nega-cycle whose reversal is a hard B-cycle, and (i) candidate nega-cycle of length 4 that is not a nega-cycle whose reversal is a hard W-cycle.

Conversely, by choosing a W-configuration (resp., B-configuration) so that the interior is minimal, we obtain a W-cycle (resp., B-cycle). Hence we observe that the current embedding  $\gamma$  admits a straight-line drawing if and only if  $\mathcal{C}_W = \mathcal{C}_B = \emptyset$ .

A W- or B-cycle  $C$  is called *hard* if

**(b)**: length of  $C$  is 4, and the interior of  $C = (u, c, v, s)$  contains no inner face  $f$  whose facial cycle  $C_f$  contains both vertices  $u$  and  $v$ , i.e., some path connects  $c$  and  $s$  without passing through  $u$  or  $v$ .

On the other hand, a W- or B-cycle  $C = (u, c, v, s)$  of length 4 that does not satisfy condition (b) or a B-cycle of length 3 is called *soft*. We also call a hard B- or W-cycle a *posi-cycle*.

Fig. 4(d) and (e) illustrate a hard B-cycle and a hard W-cycles, respectively, whereas Fig. 4(a) and (b) (resp., (c)) illustrate soft B-cycles (resp., a soft W-cycle).

A cycle  $C = (u, c, v, s)$  is called a *nega-cycle* if it becomes a posi-cycle when an inner face in the interior of  $C$  is chosen as the outer face. In other words, a nega-cycle is a candidate nega-cycle  $C = (u, c, v, s)$  of length 4 that satisfies the following conditions (a') and (b'), where (a') (resp., (b')) is obtained from the above conditions (a)-(B) and (a)-(W) (resp., (b)) by exchanging the roles of “interior” and “exterior”:

**(a')**: the interior of  $C$  contains at most one vertex in  $V - \{u, v\}$  adjacent to  $c$  or  $s$ ; and



**(b')**: the exterior of  $C$  contains no face  $f$  whose facial cycle  $C_f$  contains both vertices  $u$  and  $v$ .

Fig. 4(f) and (g) illustrate nega-cycles, whereas Fig. 4(h) and (i) illustrate candidate nega-cycles that are not nega-cycles.

Let  $\mathcal{C}^+$  (resp.,  $\mathcal{C}^-$ ) denote the set of posi-cycles (resp., nega-cycles) in  $\gamma$ . By definition, it holds that  $\mathcal{C}^+ \subseteq \mathcal{C}_W \cup \mathcal{C}_B \subseteq \mathcal{C}^p$  and  $\mathcal{C}^- \subseteq \mathcal{C}^n$ .

### 3.2 Forbidden Cycle Pairs

We define a forbidden configuration that characterizes 1-plane embeddings, which cannot be re-embedded into SLD ones. A *forbidden cycle pair* is defined to be a pair  $\{C, C'\}$  of a posi-cycle  $C = (u, c, v, s)$  and a posi- or nega-cycle  $C' = (u', c', v', s')$  in  $\mathcal{G}$  with  $u, v, u', v' \in V$  and  $c, s, c', s' \in \chi$  to which  $\mathcal{G}$  has a  $u, u'$ -path  $P_1$  and a  $v, v'$ -path  $P_2$  such that:

- (i) when  $C' \in \mathcal{C}^+$ , paths  $P_1$  and  $P_2$  are in the exterior of  $C$  and  $C'$ , i.e.,  $V(P_1) - \{u, u'\}, V(P_2) - \{v, v'\} \subseteq V_{\text{ex}}(C) \cap V_{\text{ex}}(C')$ , where  $C$  and  $C'$  cannot have any common inner face; and
- (ii) when  $C' \in \mathcal{C}^-$ , paths  $P_1$  and  $P_2$  are in the exterior of  $C$  and the interior of  $C'$ , i.e.,  $V(P_1) - \{u, u'\}, V(P_2) - \{v, v'\} \subseteq V_{\text{ex}}(C) \cap V_{\text{in}}(C')$ , where  $C$  is enclosed by  $C'$ .

In (i) and (ii),  $P_1$  and  $P_2$  are not necessary disjoint, and possibly one of them consists of a single vertex, i.e.,  $u = u'$  or  $v = v'$ .

The pair of cycles  $C$  and  $C'$  in Fig. 5(a) (resp., Fig. 5(b)) is a forbidden cycle pair, because there is a pair of a  $u, u'$ -path  $P_1 = (u, x, z, y, u')$  and a  $v, v'$ -path  $P_2 = (v, x', z, y', v')$  that satisfy the above conditions (i) (resp., (ii)). Note that the pair of cycles  $C$  and  $C'$  in Fig. 2(a)-(b) is not forbidden cycle pair, because there are no such paths.

Our main result of this paper is as follows.

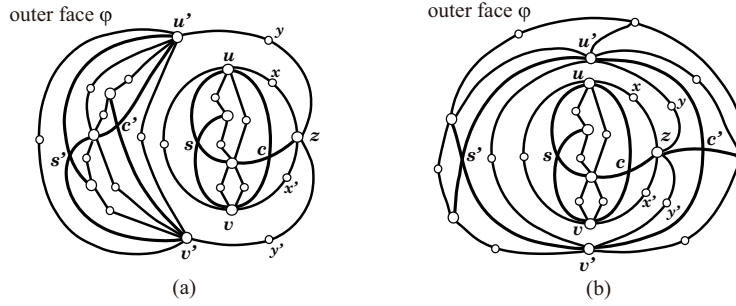
**Theorem 1.** *A circular instance  $(G, \gamma)$  admits an SLD cross-preserving embedding if and only if it has no forbidden cycle pair. Finding an SLD cross-preserving embedding of  $\gamma$  or a forbidden cycle pair in  $\mathcal{G}$  can be computed in linear time.*

**Proof of necessity:** The necessity of the theorem follows from the next lemma.

For a cycle  $C = (u, c, v, s) \in \mathcal{C}^+$  (resp.,  $\mathcal{C}^-$ ) with  $u, v \in V$  and  $c, s \in \chi$  in  $\mathcal{G}$ , we call a vertex  $z \in V$  an *in-factor* of  $C$  if the exterior of  $C \in \mathcal{C}^+$  (resp., the interior of  $C \in \mathcal{C}^-$ ) has a  $z, u$ -path  $P_{z,u}$  and a  $z, v$ -path  $P_{z,v}$ , i.e.,  $V(P_{z,u} - \{u\}) \cup V(P_{z,v} - \{v\})$  is in  $V_{\text{ex}}(C)$  (resp.,  $V_{\text{in}}(C)$ ). Paths  $P_{z,u}$  and  $P_{z,v}$  are not necessarily disjoint.

**Lemma 4.** *Given  $\mathcal{G} = \mathcal{G}(G, \gamma)$ , let  $\gamma'$  be a cross-preserving embedding of  $\gamma$ . Then:*

- (i) *Let  $z \in V$  be an in-factor of a cycle  $C \in \mathcal{C}^+ \cup \mathcal{C}^-$  in  $\mathcal{G}$ . Then cycle  $C$  is a posi-cycle (resp., a nega-cycle) in  $\mathcal{G}(G, \gamma')$  if and only if  $z$  is in the exterior (resp., interior) of  $C$  in  $\gamma'$ ;*



**Fig. 5.** Illustration of circular instances  $(G, \gamma)$  with a cut-vertex  $z$  of  $\mathcal{G}$ , where the crossing edges are depicted by slightly thicker lines: (a) forbidden cycle pair with hard B-cycles  $C = (u, c, v, s)$  and  $C' = (u', c', v', s')$  (b) forbidden cycle pair with a hard B-cycle  $C = (u, c, v, s)$  and a nega-cycle  $C' = (u', c', v', s')$  whose reversal is a hard B-cycle, where vertices  $u, v, u', v' \in V$  and crossings  $c, s, c', s' \in \chi$ .

- (ii) For a forbidden cycle pair  $\{C, C'\}$ , one of  $C$  and  $C'$  is a posi-cycle in  $\mathcal{G}(G, \gamma')$  (hence any cross-preserving embedding of  $\gamma$  contains a B- or W-configuration and  $(G, \gamma)$  admits no SLD cross-preserving embedding).

**Proof of sufficiency:** In the rest of paper, we prove the sufficiency of Theorem 1 by designing a linear-time algorithm that constructs an SLD cross-preserving embedding of an instance without a forbidden cycle pair.

## 4 Biconnected Case

In this section,  $(G, \gamma)$  stands for a circular instance such that the vertex-connectivity of the plane graph  $\mathcal{G}$  is at least 2. In a biconnected graph  $\mathcal{G}$ , any two posi-cycles  $C = (u, c, v, s)$ ,  $C' = (u', c', v', s') \in \mathcal{C}^+$  with  $u, v, u', v' \in V$  give a forbidden cycle pair if they do not share an inner face, because there is a pair of  $u, u'$ -path and  $v, v'$ -path in the exterior of  $C$  and  $C'$ . Analogously any pair of a posi-cycle  $C$  and a nega-cycle  $C'$  such that  $C'$  encloses  $C$  is also a forbidden cycle pair in a biconnected graph  $\mathcal{G}$ .

To detect such a forbidden pair in  $\mathcal{G}$  in linear time, we first compute the sets  $\mathcal{C}_p, \mathcal{C}_n, \mathcal{C}_W, \mathcal{C}_B, \mathcal{C}^+$  and  $\mathcal{C}^-$  in  $\gamma$  in linear time by using the inclusion-forest from Lemma 2.

**Lemma 5.** Given  $(G, \gamma)$ , the following in (i)-(iv) can be computed in  $O(n)$  time.

- (i) The sets  $\mathcal{C}_p, \mathcal{C}_n$  and the inclusion-forest  $\mathcal{I}$  of  $\mathcal{C}_p \cup \mathcal{C}_n \cup \{C_f \mid f \in F(\gamma)\}$ ;
- (ii) The sets  $\mathcal{C}_W$  and  $\mathcal{C}_B$ ;
- (iii) The sets  $\mathcal{C}^+, \mathcal{C}^-$  and the inclusion-forest  $\mathcal{I}^*$  of  $\mathcal{C}^+ \cup \mathcal{C}^-$ ; and
- (iv) A set  $\{f_C \mid C \in (\mathcal{C}_W \cup \mathcal{C}_B) - \mathcal{C}^+\}$  such that  $f_C$  is an inner face in the interior of a soft B- or W-cycle  $C$  with  $V(C_f) \supseteq V(C)$ .

Given  $(G, \gamma)$ , a face  $f \in F(\gamma)$  is called *admissible* if all posi-cycles enclose  $f$  but no nega-cycle encloses  $f$ . Let  $A(\gamma)$  denote the set of all admissible faces in  $F(\gamma)$ .

**Lemma 6.** *Given  $(G, \gamma)$ , it holds  $A(\gamma) \neq \emptyset$  if and only if no forbidden cycle pair exists in  $\gamma$ . A forbidden cycle pair, if one exists, and  $A(\gamma)$  can be obtained in  $O(n)$  time.*

By the lemma, if  $(G, \gamma)$  has no forbidden cycle pair, i.e.,  $A(\gamma) \neq \emptyset$ , then any new embedding obtained from  $\gamma$  by changing the outer face with a face in  $A(\gamma)$  is a cross-preserving embedding of  $\gamma$  which has no hard B- or W-cycle.

#### 4.1 Eliminating Soft B- and W-cycles

Suppose that we are given a circular instance  $(G, \gamma)$  such that  $\mathcal{G}$  is biconnected and  $\mathcal{C}^+ = \emptyset$ . We now show how to eliminate all soft B- and W-cycles in  $\mathcal{G}$  in linear time using the inclusion-forest from Lemma 2 and the spindles from Lemma 3.

**Lemma 7.** *Given  $(G, \gamma)$  with  $\mathcal{C}^+ = \emptyset$ , there exists an SLD cross-preserving embedding  $\gamma' = (\chi, \rho', \varphi')$  of  $\gamma$  such that  $V(C_{\varphi'}) \supseteq V(C_\varphi)$  for the facial cycle  $C_\varphi$  (resp.,  $C_{\varphi'}$ ) of the outer face  $\varphi$  (resp.,  $\varphi'$ ), which can be constructed in  $O(n)$  time.*

Given an instance  $(G, \gamma)$  with a biconnected graph  $\mathcal{G}$ , we can test whether it has either a forbidden cycle pair or an admissible face by Lemmas 5 and 6. In the former, it cannot have an SLD cross-preserving embedding by Lemma 4. In the latter, we can eliminate all hard B- and W-cycles by choosing an admissible face as a new outer face, and then eliminate all soft B- and W-cycles by a flipping procedure based on Lemma 7. All the above can be done in linear time.

To treat the case where the vertex-connectivity of  $\mathcal{G}$  is 1 in the next section, we now characterize 1-plane embeddings that can have an SLD cross-preserving embedding such that a specified vertex appears along the outer boundary. For a vertex  $z \in V$  in a graph  $G$ , we call a 1-plane embedding  $\gamma$  of  $G$  *z-exposed* if vertex  $z$  appears along the outer boundary of  $\gamma$ . We call  $(G, \gamma)$  *z-feasible* if it admits a *z-exposed* SLD cross-preserving embedding  $\gamma'$  of  $\gamma$ .

**Lemma 8.** *Given  $(G, \gamma)$  such that  $A(\gamma) \neq \emptyset$ , let  $z$  be a vertex in  $V$ . Then:*

- (i) *The following conditions are equivalent:*
  - (a)  $\gamma$  admits no *z-exposed* SLD cross-preserving embedding;
  - (b)  $A(\gamma)$  contains no face  $f$  with  $z \in V(C_f)$ ; and
  - (c)  $\mathcal{G}$  has a posi- or nega-cycle  $C$  to which  $z$  is an in-factor;
- (ii) *A *z-exposed* SLD cross-preserving embedding or a posi- or nega-cycle  $C$  to which  $z$  is an in-factor can be computed in  $O(n)$  time.*

## 5 One-connected Case

In this section, we prove the sufficiency of Theorem 1 by designing a linear-time algorithm claimed in the theorem. Given a circular instance  $(G, \gamma)$ , where  $\mathcal{G}$  may be disconnected, obviously we only need to test each connected component of  $\mathcal{G}$  separately to find a forbidden cycle pair. Thus we first consider a circular instance  $(G, \gamma)$  such that the vertex-connectivity of  $\mathcal{G}$  is 1; i.e.,  $\mathcal{G}$  is connected and has some cut-vertices.

A block  $B$  of  $\mathcal{G}$  is a maximal biconnected subgraph of  $\mathcal{G}$ . For a biconnected graph  $\mathcal{G}$ , we already know how to find a forbidden cycle pair or an SLD cross-preserving embedding from the previous section. For a trivial block  $B$  with  $|V(B)| = 2$ , there is nothing to do. If some block  $B$  of  $\mathcal{G}$  with  $|V(B)| \geq 3$  contains a forbidden cycle pair, then  $(G, \gamma)$  cannot admit any SLD cross-preserving embedding by Lemma 4.

We now observe that  $\mathcal{G}$  may contain a forbidden cycle pair even if no single block of  $\mathcal{G}$  has a forbidden cycle pair.

**Lemma 9.** *For a circular instance  $(G, \gamma)$  such that the vertex-connectivity of  $\mathcal{G}$  is 1, let  $B_1$  and  $B_2$  be blocks of  $\mathcal{G}$  and let  $P_{1,2}$  be a  $z_1, z_2$ -path of  $\mathcal{G}$  with the minimum number of edges, where  $V(B_i) \cap V(P_{1,2}) = \{z_i\}$  for each  $i = 1, 2$ . If  $\gamma|_{B_i}$  has a posi- or nega-cycle  $C_i$  to which  $z_i$  is an in-factor for each  $i = 1, 2$ , then  $\{C_1, C_2\}$  is a forbidden cycle pair in  $\mathcal{G}$ .*

For a linear-time implementation, we do not apply the lemma for all pairs of blocks in  $\mathcal{B}$ . A block of  $\mathcal{G}$  is called a *leaf block* if it contains only one cut-vertex of  $\mathcal{G}$ , where we denote the cut-vertex in a leaf block  $B$  by  $v_B$ . Without directly searching for a forbidden cycle pair in  $\mathcal{G}$ , we use the next lemma to reduce a given embedding by repeatedly removing leaf blocks.

**Lemma 10.** *For a circular instance  $(G, \gamma)$  such that the vertex-connectivity of  $\mathcal{G} = \mathcal{G}(G, \gamma)$  is 1 and a leaf block  $B$  of  $\mathcal{G}$  such that  $\gamma|_B$  is  $v_B$ -feasible, let  $H = G - (V(B) - \{v_B\})$  be the graph obtained by removing the vertices in  $V(B) - \{v_B\}$ . Then*

- (i) *The instance  $(H, \gamma|_H)$  is circular; and*
- (ii) *If  $(H, \gamma|_H)$  admits an SLD cross-preserving embedding  $\gamma_H^*$ , then an SLD cross-preserving embedding  $\gamma^*$  of  $\gamma$  can be obtained by placing a  $v_B$ -exposed SLD cross-preserving embedding  $\gamma_B^*$  of  $\gamma|_B$  within a space next to the cut-vertex  $v_B$  in  $\gamma_H^*$ .*

Given a circular instance  $(G, \gamma)$  such that  $\mathcal{G} = \mathcal{G}(G, \gamma)$  is connected, an algorithm **Algorithm Re-Embed-1-Plane** for Theorem 1 is designed by the following three steps.

The first step tests whether  $\mathcal{G}$  has a block  $B$  such that  $\gamma|_B$  has a forbidden cycle pair, based on Lemma 8. If one exists, the algorithm outputs a forbidden cycle pair and halts.

After the first step, no block has a forbidden cycle pair. In the current circular instance  $(G, \gamma)$ , one of the following holds:

- (i) the number of blocks in  $\mathcal{G}$  is at least two and there is at most one leaf block  $B$  such that  $\gamma|_B$  is not  $v_B$ -feasible;
- (ii)  $\mathcal{G}$  has two leaf blocks  $B$  and  $B'$  such that  $\gamma|_B$  is not  $v_B$ -feasible and  $\gamma|_{B'}$  is not  $v_{B'}$ -feasible; and
- (iii) the number of blocks in  $\mathcal{G}$  is at most one.

In (ii),  $v_B$  is an in-factor of a cycle  $C$  in  $\gamma|_B$  and  $v_{B'}$  is an in-factor of a cycle  $C'$  in  $\gamma|_{B'}$  by Lemma 8, and we obtain a forbidden cycle pair  $\{C, C'\}$  by Lemma 9. Otherwise if (i) holds, then we can remove all leaf blocks  $B$  such that  $\gamma|_B$  is not  $v_B$ -feasible by Lemma 10. The second step keeps removing all leaf blocks  $B$  such that  $\gamma|_B$  is not  $v_B$ -feasible until (ii) or (iii) holds to the resulting embedding. If (i) occurs, then the algorithm outputs a forbidden cycle pair and halts.

When all the blocks of  $\mathcal{G}$  can be removed successfully, say in an order of  $B^1, B^2, \dots, B^m$ , the third step constructs an embedding with no B- or W-cycles by starting with such an SLD embedding of  $B^m$  and by adding an SLD embedding of  $B^i$  to the current embedding in the order of  $i = m-1, m-2, \dots, 1$ . By Lemma 10, this results in an SLD cross-preserving embedding of the input instance  $(G, \gamma)$ .

Note that we can obtain an SLD cross-preserving embedding  $\gamma_{H^1}^*$  of  $\gamma$  in the third step when the first and second step did not find any forbidden cycle pair. Thus the algorithm finds either an SLD cross-preserving embedding of  $\gamma$  or a forbidden cycle pair. This proves the sufficiency of Theorem 1.

By the time complexity result from Lemma 8, we see that the algorithm can be implemented in linear time.

## References

1. Auer, C., Bachmaier, C., Brandenburg, F. J., Gleißner, A., Hanauer, K., Neuwirth D., Reislhuber J.: Outer 1-Planar Graphs, *Algorithmica*, 74(4), 1293–1320 (2016)
2. Di Battista G., Tamassia R.: On-line Planarity Testing, *SIAM J. on Comput.*, 25(5), 956–997 (1996)
3. Eades, P., Hong S-H., Katoh N., Liotta, G. Schweitzer P., Suzuki Y.: A linear Time Algorithm for Testing Maximal 1-planarity of Graphs with a Rotation System, *Theor. Comput. Sci.*, 513, 65–76 (2013)
4. Fabrici I., Madaras T.: The Structure of 1-planar Graphs, *Discrete Mathematics*, 307(7-8), 854–865 (2007)
5. Fáry I. : On straight line representations of planar Graphs, *Acta Sci. Math. Szeged*, 11, 229–233 (1948)
6. Grigoriev A., Bodlaender H.: Algorithms for Graphs embeddable with few crossings per edge, *Algorithmica*, 49(1), 1–11 (2007)
7. Hong S-H., Eades P., Katoh N., Liotta G., Schweitzer P., Suzuki Y.: A linear-time Algorithm for Testing Outer-1-planarity, *Algorithmica*, 72(4), 1033–1054 (2015)
8. Hong S-H., Eades P., Liotta G., Poon S.: Fary’s Theorem for 1-planar Graphs, In: J. Gudmundsson, J., J. Mestre J., Viglas T. (eds.) *COCOON 2012 LNCS*, vol. 7434, pp. 335–346. Springer, Heidelberg (2013)

9. Hong S-H, Nagamochi H.: Re-embedding a 1-Plane Graph into a Straight-line Drawing in Linear Time, Technical Report TR 2016-002, Department of Applied Mathematics and Physics, Kyoto University (2016)
10. Hopcroft J. E., Tarjan R. E.: Dividing a Graph into Triconnected Components, *SIAM J. on Comput.*, 2, 135–158 (1973)
11. Korzhik V. P., Mohar B.: Minimal Obstructions for 1-immersions and Hardness of 1-planarity Testing, *J. Graph Theory*, 72(1), 30–71 (2013)
12. Pach J., Toth G.: Graphs Drawn with Few Crossings per Edge, *Combinatorica*, 17(3), 427–439 (1997)
13. Ringel G.: Ein Sechsfarbenproblem auf der Kugel, *Abh. Math. Semin. Univ. Hamb.*, 29, 107–117 (1965)
14. Thomassen C.: Rectilinear Drawings of Graphs, *J. Graph Theory*, 10(3), 335–341 (1988)