

Bulk-synchronous pseudo-streaming algorithms for many-core accelerators

Jan-Willem Buurlage* Tom Bannink† Abe Wits‡

Abstract

The bulk-synchronous parallel (BSP) model provides a framework for writing parallel programs with predictable performance. In this paper we extend the BSP model to support what we will call pseudo-streaming algorithms for accelerators. We also generalize the BSP cost function to these algorithms, so that it is possible to predict the running time for programs targeting many-core accelerators and to identify possible bottlenecks. Several examples of algorithms within this new framework will be explored. We extend the BSPLib standard by proposing a small number of new BSP primitives to create and use streams in a portable way. We will introduce a software library called Epiphany BSP that implements these ideas for the Parallella development board. Finally we will give experimental results for pseudo-streaming algorithms on the Parallella platform.

Keywords: Bulk-synchronous parallel Software library Matrix-matrix multiplication Sparse matrix-vector multiplication Many-core coprocessor Streaming algorithm

1 Introduction

In the bulk-synchronous parallel (BSP) model, introduced by Valiant in 1990 [19], the computer is assumed to consist of p identical processors together with a communication network so that these processors can communicate. A BSP algorithm is structured in a number of supersteps. Each superstep consists of a *computation phase* and a *communication phase*. At the end of each step a barrier synchronization is performed between the cooperating processors, so that the next superstep is initiated only after each processor has finished communication completely. Each processor runs the same program, but on different data, adhering to the Single Program Multiple Data (SPMD) paradigm.

A BSP algorithm is imagined to run on an abstract BSP computer. This computer consists of p processors, assumed to be identical, which each have access to their own local memory. There is also a network layer which can be used by a processor to

*Centrum voor Wiskunde en Informatica (CWI), Amsterdam, The Netherlands, j.buurlage@cwi.nl

†CWI / QuSoft, Amsterdam, The Netherlands, t.bannink@cwi.nl

‡Coduin, Utrecht, The Netherlands, abe@buurlagewits.nl

communicate with a remote processor. The cost of a barrier synchronization at the start and end of communication is denoted by l , and the communication cost per data-word is denoted by g . These are usually expressed in the number of floating-point operations (FLOPs), and related to time through the computation rate r of the processor which is measured in floating point operations per second (FLOPS). The four parameters (p, g, l, r) define a BSP computer completely.

Each BSP algorithm has an associated cost, which can be expressed completely using the parameters of a BSP computer. We denote by $w_i^{(s)}$ the amount of work to perform in the i th superstep by processor s . We assume that the communication cost results only from the sending and receiving of data. We denote by $r_i^{(s)}$ the number of data words received, and with $t_i^{(s)}$ the number of data words transmitted by processor s in superstep i . The h -relation of this superstep is defined as the maximum number of words transmitted or received by any processor, i.e. $h_i = \max_{0 \leq s < p} \max\{t_i^{(s)}, r_i^{(s)}\}$. This leads naturally to the following (BSP) cost of an algorithm that consists of k supersteps:

$$T = \sum_{i=0}^{k-1} \left(\max_{0 \leq s < p} w_i^{(s)} + g h_i + l \right).$$

Streaming algorithms are a class of algorithms that can be seen as processing methods for sequential data under typically two constraints:

1. The computer executing the algorithm has limited (local) memory L available – typically much less than the total size S of the input, i.e. $L \ll S$.
2. For each part of the input there is only a very limited amount of processing time available (e.g. it is required that the processing should be done in real-time).

Although the main ideas behind streaming algorithms have been studied since the 1980s, the first formal discussion was given in a 1999 article by Alon, Matias and Szegedy [3]. Many streaming algorithms, in particular because of the second constraint, are massively parallel and often employ randomized methods to provide an approximation (typically called a *sketch*) of the answer. The input of a streaming algorithm takes the form of a *stream* for which we will use the following definition:

Definition 1. A *stream* is an ordered and finite collection of n tokens $\Sigma = (\sigma_1, \dots, \sigma_n)$. Each token fits in the predetermined local memory of the machine processing the stream, i.e. the size satisfies $|\sigma_i| \leq L$.

Many additional constraints can be set on streaming algorithms. For example, they can be enforced to support data streams that can potentially be unbounded in size, or the tokens to be processed are not guaranteed to be presented in any predetermined order, or each token should be discarded or archived after a single pass; see e.g. [4]. In particular, streaming algorithms usually refer to algorithms which only use the input a constant number of times, in many applications even only a single time.

A class of accelerators found both in modern HPC systems, as well as in embedded environments, are many-core coprocessors. These coprocessors are capable of massively parallel computation, but memory access often requires manual control. Algorithms that target these processors are closely related to streaming algorithms, since

the constraints that are put on the programs strongly resemble the general setting of streams. We propose a streaming framework within the BSP model which allows BSP algorithms to be generalized so that they can run on these many-core coprocessors with predictable performance.

In the remainder of this paper we will discuss this streaming extension to BSP. In Section 2, we give a detailed description of this extension. In particular, we introduce the concept of a BSP accelerator and a bulk-synchronous pseudo-streaming algorithm. In Section 3, we will give a number of examples of algorithms that fit in this framework. In Section 4, we discuss the Parallella, which is a small parallel computer that will serve as an hardware example to which we can apply the theory that we introduce in this paper. Finally, in Section 5, we present experimental results for using the Epiphany processor as a BSP accelerator.

2 Streaming extension to the BSP model

For streaming algorithms, both limited local memory as well as limited processing time per data word are assumed. Here we will be somewhat more lenient in the constraints we put on the algorithms, in particular we will *only* enforce the first constraint; that the amount of local memory is limited to $L \ll |\Sigma|$. Therefore some of the algorithms we will describe in the context of streams will not fit into the general streaming algorithm framework. This is because we are interested in streaming algorithms not because we want an approximate answer efficiently, but simply because the amount of local memory of each core of the coprocessor is only sufficient to act on a small part of the input at once. The algorithms that we will discuss have the following characteristics:

- The input is presented as multiple *streams* of tokens, and every processor core can only act on a single token at once (for each stream).
- The input is split into at least p streams Σ_s , one for each processor core s . All these processor cores obtain their next tokens from their designated stream. This leads to algorithms that are naturally parallel.
- The processing of tokens occurs in a *bulk-synchronous manner*. The algorithms we describe here will be written in a SPMD manner, and we assert completion of the current pass over a token for each processing core before moving on to the next.

Contrary to conventional streaming algorithms, where there is usually a strict order in which the tokens are processed, here we are allowed to revisit or skip tokens at any given time. This is similar to e.g. video streaming where it is possible to *seek* within a stream, allowing the viewer to skip ahead, or rewatch arbitrary parts of the video. After terminology that is common in that context, we will refer to our algorithms as bulk-synchronous *pseudo-streaming* (BSPS) algorithms. In particular we are free to reuse tokens any number of times, and furthermore we assume that we have random access to the tokens within the stream, so that they can be processed in any order.

We introduce a new kind of BSP computer that runs these algorithms, which we call a *BSP accelerator*. In a BSP accelerator, each processing element (in this context

called a core) has limited local memory L . In addition, each core has an asynchronous connection to a shared external memory pool of size $E \gg L$. This type of connection is commonly available for the many-core coprocessors that motivate this model. We capture the bandwidth to the external memory pool with an additional parameter e , which is defined in FLOPs per data word similar to g . A BSP accelerator is completely defined by the parameters (p, r, g, l, e, L, E) .

A BSPS program that runs on a BSP accelerator consists of a number of *hypersteps*, each of which consists of a number of ordinary BSP supersteps. To be more precise, in a hyperstep the s th core only acts on a single token of each of the local streams Σ_s^i (the *current tokens*), but it can communicate with other cores of the BSP accelerator which have also have current tokens in their local memory. A hyperstep is best viewed as an ordinary BSP algorithm involving the current tokens that are loaded in the local memory of the cores. After such a step, there is a global bulk-synchronization before every core moves on to processing the next tokens of its local streams. The streams are prepared by an external processing unit which we will call *the host*, and for our purposes it is considered a black box.

Since we assume that there is an asynchronous communication mechanism with the external memory pool, the next token can (optionally) be requested during the execution of a hyperstep. We will refer to this as *prefetching*. The next token is written to a local buffer so that after a hyperstep we can immediately move on to the next token. This minimizes the down-time within hypersteps, and is reminiscent of cache prefetching techniques. Note that prefetching data halves the maximum size of a single token, since we need to reserve storage for the buffer that holds the next token.

Consider the cost of a BSPS program consisting of H hypersteps. We view each hyperstep $0 \leq h < H$ as a separate BSP program, with an associated BSP cost function T_h . In every hyperstep (except for the last) we will prefetch the next token out of external memory E with inverse bandwidth e . In our discussion we will assume that the size of a data word is equal to the size of a *floating point number*. We will therefore allow ourselves to write ‘float’ when talking about message sizes and buffers. For simplicity we assume that the tokens of the i th stream on each core have size C_i , and furthermore we assume that the first tokens are available for each core of the accelerator at the start of the program. The BSPS cost of a single hyperstep then corresponds to the maximum between the time spent processing the current tokens, denoted by T_h , and the time taken to fetch the next tokens. This leads to a natural definition for the cost function of a BSPS program:

$$\tilde{T} = \sum_{h=0}^{H-1} \max \left(T_h, e \sum_i C_i \right). \quad (1)$$

If fetching the next token takes more time than processing the current token, then the running time of the hyperstep is bound by the memory bandwidth. If this happens, we say that the hyperstep is *bandwidth heavy*. Otherwise we say that the hyperstep is *computation heavy*.

The main advantages of this streaming paradigm include:

- Streams and tokens guide implementers and designers to use predictable and efficient access patterns when dealing with external data.

- The resulting algorithms are amenable to precise run-time analysis.
- The model provides a simple way to describe and implement portable parallel algorithms for many-core accelerators, and the library implementation we describe minimizes the necessary boilerplate.

Ultimately these advantages will lead to performant parallel algorithms and programs that will run across a variety of platforms.

Comparison with previous work

The main contribution of this paper is not the performance model we use, but the new pseudo-streaming programming model that provides a convenient and portable way to develop algorithms for many-core accelerators. As we will show, existing BSP algorithms can be reused within hypersteps of BSPS algorithms, so that the programmer often only needs to worry about the communication with the shared external memory, for which the pseudo-streaming framework provides a mechanism that works well in practice.

The main distinction between the classic BSP performance model and the model we consider here, is the asynchronous fetching from external memory. Extensions to the BSP model that specify parameters for the memory size have already been studied before, see e.g. [15, 17]. In particular, there exists an external memory extension to the BSP model, EM-BSP [10], and many algorithms have been considered in this context [11]. In the EM-BSP model, each core has a synchronous connection to secondary local memories. We consider a single shared external memory pool, and consider algorithms optimized for limited local memory. The performance model we use is very similar to the multi-memory BSP (MBSP) model [13], which supports multiple units external memory. Another recent development is Multi-BSP [18], introduced as a model for writing portable parallel algorithms for general multi-core systems. The Multi-BSP model uses a tree-like structure to represent the memory hierarchy of a computer. In our view, this model is overly complicated for the architectures that we target with this work, and the explicit asynchronous prefetching we discuss can not be incorporated within the model.

Finally we note that although here we exclusively use BSP as our on-core model for the parallel program that runs on a collection of tokens in a hyperstep, this choice is not absolute. For example, D-BSP [6] may become relevant as the on-core model as the number of cores on accelerator chips increase, but this can easily be incorporated in the BSPS cost model.

3 Examples

In this section we will discuss a number of algorithms that fit into the framework we described. First we will discuss algorithms for the inner-product and matrix multiplication for dense matrices. Next, we propose a new algorithm for the sparse matrix-vector product (SpMV) operation. Finally, we describe how external sort algorithms can be adapted to the pseudo-streaming framework.

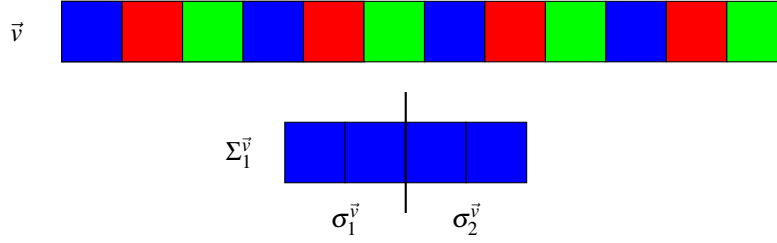


Figure 1: Here we depict the construction of the streams used in the inner-product problem. The stream shown here is $\Sigma_0^{\vec{v}}$, corresponding to the components of \vec{v} assigned to the first processor. We consider $p = 3$ processors in total. Each token consists of $C = 2$ vector components, and the total stream size is $|\Sigma_0^{\vec{v}}| = 4$.

Inner-product

As a simple example we will first consider two vectors $\vec{v}, \vec{u} \in \mathbb{R}^N$ of size N , and construct a BSPS algorithm to compute their inner product $\alpha = \vec{v} \cdot \vec{u} = \sum_{i=1}^N v_i u_i$. Here we assume that the total number of components v_i that can be stored at a single core is much smaller than the total size of the vector.

We begin by implicitly distributing the vectors over the processing cores of our BSPS accelerator. In this discussion we will use a cyclic distribution of the vector so that v_i and u_i are assigned to the processor with index $s \equiv i \pmod{p}$. Next we need to partition the resulting data for the s th core, which we will take as the streams $\Sigma_s^{\vec{v}}$ and $\Sigma_s^{\vec{u}}$, into a number of tokens, each of which will fit in a designated chunk of local memory with a certain *token size* C , see also Figure 1.

<pre> for all $0 \leq s < p$ do Prepare stream $\Sigma_s^{\vec{v}} = \{\sigma_1^{\vec{v}}, \sigma_2^{\vec{v}}, \dots, \sigma_n^{\vec{v}}\}$ Prepare stream $\Sigma_s^{\vec{u}} = \{\sigma_1^{\vec{u}}, \sigma_2^{\vec{u}}, \dots, \sigma_n^{\vec{u}}\}$ $\alpha_s = 0$ for $1 \leq i \leq n$ do $\alpha_s = \alpha_s + \sigma_i^{\vec{v}} \cdot \sigma_i^{\vec{u}}$ Send α_s to all (other) cores $\alpha = \sum_{t=0}^{p-1} \alpha_t$ </pre>	<p>▷ On host</p> <p>▷ On accelerator core s</p>
---	--

Algorithm 1: Summary of the BSPS algorithm for computing the inner product. After the completion of the algorithm every core of the accelerator will have computed the value $\alpha = \vec{v} \cdot \vec{u}$. This value can then be communicated back to the host.

Every core maintains a partial sum α_s throughout the algorithm. We consider each pair of tokens (both consisting of C vector components) and compute locally the inner

product of this subvector and add it to α_s . After every token has been considered, the combined partial sums of all the cores will be equal to the desired value for the inner product α . Note that we can identify a token with a subvector, and we construct the streams for the two vectors in a completely identical manner. We summarize the algorithm in Algorithm 1.

Let us consider the BSPS cost of this algorithm. The total number of hypersteps is equal to $n = \frac{N}{pC}$. The last hyperstep is followed by an ordinary superstep in which the sum of partial sums is computed. In each of these hypersteps we compute an inner product between two vectors of size C , taking $2C$ time, and this requires no communication. The total BSPS cost of this algorithm is:

$$T_{\text{inprod}} = n \cdot \max\{2C, 2Ce\}.$$

We see that if $e > 1$ then the hypersteps are bandwidth heavy, otherwise they are computation heavy.

Dense matrix-matrix multiplication

The next algorithm we consider in this context is the product of two dense matrices, which are too large to fit completely in the local memory of the accelerator. The resulting algorithm will be an adaptation of Cannon’s algorithm [9] which computes this product on a square grid of accelerator cores.

Cannon’s algorithm

We will first describe Cannon’s algorithm. We want to compute $AB = C$ for two matrices A and B . We assume we have $N \times N$ processors. We index each processor core with a pair (s, t) . We then split the matrices A , B and C in $N \times N$ blocks of equal size (padding with zeros if necessary):

$$A = \left(\begin{array}{c|c|c|c} A_{11} & A_{12} & \dots & A_{1N} \\ \hline A_{21} & A_{22} & \dots & A_{2N} \\ \hline \vdots & \vdots & \ddots & \vdots \\ \hline A_{N1} & A_{N2} & \dots & A_{NN} \end{array} \right),$$

so that we can write for the resulting blocks of C :

$$C_{ij} = \sum_{k=1}^N A_{ik}B_{kj} \quad 1 \leq i, j \leq N.$$

We see that the resulting block C_{ij} is the result of adding N terms, in each of which a block of A and a block of B are multiplied. Since there are exactly $N \times N$ blocks C_{ij} , and $N \times N$ processors, it would be very natural to let each processor compute exactly one of these sums in N steps. However there is one immediate problem: many blocks of A and B are needed simultaneously in the same step k , and we do not want to copy our blocks to every single processor since we assume that there is finite storage, and therefore limited room for duplication. It turns out that we can rearrange the sum above

so that in step k the processor requiring a specific block of A or B is unique, so that we never require any data redundancies. After computing a term, the matrix blocks that were used can be moved around to the processor that needs the block next. We let the processor with index (s, t) compute the product:

$$A_{s, 1+(t+s+k-3) \bmod N} B_{1+(s+t+k-3) \bmod N, t}$$

in the k th step¹. The next step to consider is to see which processor needs the blocks of the current step after the processor is done with it. In the $(k+1)$ th step, the processor (s, t) needs the A block that was previously owned by processor $(1 + (s+t+k-3 \bmod N), t)$ in the previous step, while the B block was previously owned by $(s, 1 + (s+t+k-3 \bmod N))$. In summary, we have the following scheme:

1. Perform an initial distribution of the matrix blocks over the $N \times N$ processors, sending $A_{i,j} \mapsto (i, 1 + ((i+j-2) \bmod N))$ and $B_{i,j} \mapsto (1 + ((i+j-2) \bmod N), j)$.
2. Let each processor compute the product of the two local matrix blocks of A and B , adding the result to C_{st} .
3. Next each processor sends the matrix block of A to the right, i.e. to processor $(s, 1 + (t \bmod N))$, and each matrix block of B down to processor $(1 + (s \bmod N), t)$. We repeat steps 2 and 3 a total number of N times.

The resulting matrix product C will then be available distributed over the processors.

Multi-level Cannon's algorithm

We will now generalize this algorithm to a BSPS variant. The method we discuss here is similar to the one described in e.g. [16]. The distribution scheme that we derived in the previous section will not suffice in general for BSP accelerators, since for reasonably large matrices, dividing them into $N \times N$ blocks will not make them small enough so that they can be stored in the local memory of the cores. Thus, we need to reduce these sub-problems in size even further. We do this by subdividing the matrix in two levels. The first level will no longer consist of $N \times N$ blocks, but of $M \times M$ blocks, where M is taken suitably large. Each of these blocks will be divided further in $N \times N$ blocks, which will be distributed over the cores in the method described above. For example A will now look like this:

$$A = \left(\begin{array}{c|c|c|c} A_{11} & A_{12} & \dots & A_{1M} \\ \hline A_{21} & A_{22} & \dots & A_{2M} \\ \hline \vdots & \vdots & \ddots & \vdots \\ \hline A_{M1} & A_{M2} & \dots & A_{MM} \end{array} \right), \quad A_{ij} = \left(\begin{array}{c|c|c|c} (A_{ij})_{11} & (A_{ij})_{12} & \dots & (A_{ij})_{1N} \\ \hline (A_{ij})_{21} & (A_{ij})_{22} & \dots & (A_{ij})_{2N} \\ \hline \vdots & \vdots & \ddots & \vdots \\ \hline (A_{ij})_{N1} & (A_{ij})_{N2} & \dots & (A_{ij})_{NN} \end{array} \right).$$

In total we then have $MN \times MN$ blocks. We can choose our value of M such that the resulting smaller blocks $(A_{ij})_{kl}$ are small enough to fit on the local memory for the

¹Note that the indices would be much more straightforward had we used 0-based indices, but we will stick with 1-based indices in this discussion for consistency.

processors. Let us now turn our attention to constructing the streams. We will consider the M^2 blocks of A in row-major order, and the M^2 blocks of B in column-major order. The blocks will form the tokens, and will all be considered M times. In every hyperstep we will compute the product of two blocks using Cannon's algorithm introduced above. To construct the stream, we will denote with e.g. $(A_{ij})_{st}$ the first inner block that the processor (s, t) receives when computing a product involving the outer block A_{ij} . We define $(B_{ij})_{st}$ in a similar manner. We are now ready to define the streams:

$$\Sigma_{st}^A = \underbrace{(A_{11})_{st}(A_{12})_{st} \dots (A_{1M})_{st}}_{\circlearrowleft M \text{ times}} \underbrace{(A_{21})_{st}(A_{22})_{st} \dots (A_{2M})_{st}}_{\circlearrowleft M \text{ times}} \dots \underbrace{(A_{M1})_{st}(A_{M2})_{st} \dots (A_{MM})_{st}}_{\circlearrowleft M \text{ times}},$$

and

$$\Sigma_{st}^B = (B_{11})_{st}(B_{21})_{st} \dots (B_{M1})_{st} \underbrace{(B_{12})_{st}(B_{22})_{st} \dots (B_{M2})_{st}(B_{13})_{st} \dots (B_{1M})_{st}(B_{2M})_{st} \dots (B_{MM})_{st}}_{\circlearrowleft M \text{ times}}.$$

Here, we indicate with \circlearrowleft the order in which we consider the tokens, so that $\circlearrowleft M$ means that we will repeat looping over that particular section of blocks M times before moving on to the next section of blocks. Note that each block is only stored in the stream once. We will loop over groups of M blocks of A a number of M times before moving to the next, while we simply loop over the M^2 blocks of B a total number of M times. After constructing these streams, from the perspective of an accelerator we have to multiply the two tokens, corresponding to the outer matrix blocks, given to us in each of the M^3 hypersteps. This is done by computing the product of the two blocks with the general Cannon's algorithm, which can now be applied since we have chosen the outer blocks to be of small enough size. The result of this product is added to the block C_{ij} that is currently being computed. After every M hypersteps we have completely computed one of the M^2 blocks of C , and we store the result in the (large) external memory E .

Let us consider the BSPS cost of this algorithm. First we will derive the BSP cost of Cannon's algorithm. There are N supersteps in which we compute the product of two inner blocks of size $k \times k \equiv \frac{n}{NM} \times \frac{n}{NM}$, which takes $2k^3$ flops. Next we send and receive such an inner block consisting of k^2 words. Note that we do not send or receive such a block in the final superstep, but for simplicity we will ignore this. The BSP cost equals:

$$T_{\text{cannon}} = N(2k^3 + k^2g + l).$$

The number of values in a token, the token size C , is given by the number of values in an inner block which is equal to k^2 . For simplicity, we will ignore the costs of storing the resulting blocks. There are M^3 hypersteps, so that we can write for the BSPS cost of this algorithm:

$$\tilde{T}_{\text{cannon}} = M^3(\max(N(2k^3 + 2k^2g + l), 2k^2e)), \quad (2)$$

Alternatively, after substituting back k , we can write for the total cost:

$$\tilde{T}_{\text{cannon}} = \max \left(2 \frac{n^3}{N^2} + \frac{2Mn^2}{N} g + NM^3 l, 2 \frac{Mn^2}{N^2} e \right).$$

Streaming implementation of SpMV

As our last example of a BSPS algorithm we will give an overview of a localized version of the standard parallel algorithm for computing the product of a sparse matrix A with a vector \vec{v} (SpMV). We will denote by $\vec{u} = A\vec{v}$ the output vector. The standard parallel algorithm for SpMV consists of four phases, 1) the *fan-out* phase in which components are distributed to processors that require them, 2) a computation phase where the local matrix elements are multiplied with the corresponding vector components, 3) the partial results for the output vector are distributed to the assigned processors and 4) these results are added together. Specific algorithms have been developed for treating sparse matrices in heterogeneous environments or to make the algorithm cache-friendly, see e.g. [20]. One approach is to modify the matrix to create dense blocks within the sparse matrix. Here we use an alternative method, that does not require the explicit modification of the original matrix.

Strips and windows

Because we assume limited local memory, we cannot have random access in the entire matrix and input/output vectors, but rather at small *tokens* of the total input at a time. In particular we want to focus on a given part of the input and output vectors at a time. Say we are focusing on a limited number of vector components v_i . After (implicit) permutation of the input vector and the corresponding columns of the matrix, we see that this limits the current portion of interest in the matrix to a single (vertical) *strip* which can be seen as a consecutive multi-column of the matrix. Similarly, when we require in addition that only a small part of the output vector is being written to at a time the current section of interest in the matrix is limited to a *window* within the previously mentioned strip.

To prepare the matrix for processing by the accelerator, we thus first decompose the matrix in a number of multi-columns. After reordering the columns of the matrix, these multi-columns consist of consecutive columns and form a number of strips that together make up the matrix. Each of these strips is then split (independently) in a number of windows, depending on the size of the matrix and the amount of local storage available. See also Figure 2. A good partitioning then reduces to finding a good selection of strips and windows within these strips. Furthermore, we require good balance within these windows and strips. The vector components \vec{v} are distributed as well, and we want to minimize the amount of communication within a strip. Furthermore we want to reduce the number of vector components u_j that a given core writes to. Here we will focus mainly on the method and its implementation itself, and we leave specific methods for generating good partitionings to future work. A straightforward partitioning method would be to partition the matrix in $M \times M$ blocks, much like we did for Cannon's algorithm. We would then end up with M strips, and M windows

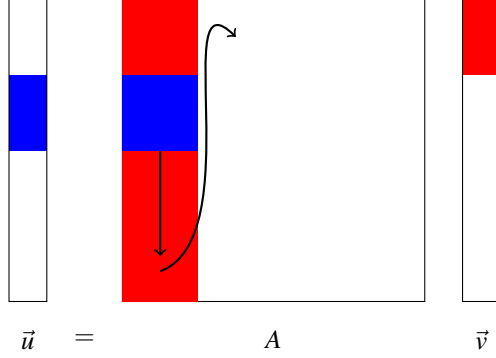


Figure 2: Strips and windows in our streaming SpMV algorithm. We split the matrix A into a number of vertical strips. Here we depict the first strip and the corresponding part of \vec{v} in red. Within this strip we consider windows; these windows and the corresponding part of \vec{u} are depicted in blue. We choose the windows to start at the top, and move down until we have considered the entire strip.

within these strips. From now on we assume that a partitioning of A into strips and windows, and a partitioning of \vec{v} has been given. We ignore the addition of the partial sums, and will assume that this is done by the black box host after the conclusion of the algorithm.

Constructing the stream

We turn our attention on defining the streams and their tokens. In contrast with the algorithms that we treated before, the tokens are now inhomogeneous. Not only can they be of different sizes, but we also require completely different information when e.g. we start considering a new strip or a new window. We will therefore make a distinction between *header tokens* and *content tokens*. The header tokens will contain information on the parameters that define the windows, strips or that relate to the entire matrix. The content tokens will represent the entries of the matrix. In the discussion below we mix the strip header and the vector content token to reduce the number of different tokens that have to be considered. The remainder of this section will be devoted to defining these tokens.

We construct a single stream, in which the information for both the matrix Σ_s^A and the input vector $\Sigma_s^{\vec{v}}$ is stored. We will have three kind of *header tokens*, one *global header*, a number of *strip headers*, and a larger number of *window headers*. We will have a single kind of content token, a *window content token* containing the matrix elements inside the current window. We will discuss each of these in turn:

1. The **global header** will contain information about the maximum number of vector components of \vec{v} and \vec{u} the processor will be considering at any given time over all the strips. It will also contain the maximum number of nonzeros assigned

to this processor within window, the maximum strip width, and the number of strips. This way the accelerator core can preallocate the required memory once for the entire algorithm.

2. The **strip header** will contain the number of windows within this strip, the number of local vector components \vec{v} for the strip, and the values of these components.
3. The **window header** contains the number of non-local vector components of \vec{v} that are required for this window, the owners and remote indices of these components, and the number of nonzeros within this window.
4. The **window content token** contains the nonzeros of the current window using a user-defined storage mechanism.

An important part of implementing these streams efficiently is using appropriate *local indices* for the values A_{ij} , v_j and u_i . We will number the local input vertex components for each processor within a strip with numbers $i \in \{1, \dots, k\}$. The non-local components for \vec{v} vary from window to window, and will be given the indices $j \in \{k+1, \dots, l\}$, so that the vector components that we have to obtain can be stored consecutively. For each window we number each row that is non-empty for any given processor with $i \in \{1, \dots, m\}$. We will therefore preprocess each window to store the triplets with indices corresponding to this choice of local indices. Note that this does not depend on the actual values of \vec{v} such that this only has to be done once, and can then be reused for different input vectors. Every time we finish processing a window content token, we store the resulting partial subvector of \vec{u} in the external memory E . Note that it is possible to choose the windows independently not only for each strip, but also for each processor, since all the non-local information stays the same while processing the current strip.

Streaming recursive sample sort

Finally, we will describe a parallel sorting algorithm adapted to the streaming framework. It is very comparable to the sorting algorithms described in [13], but adapted so that it can be presented in terms of streams and tokens. The array to be sorted is divided into p equally sized parts, and is given as p streams. There are also p additional streams used during the algorithm, which are initially empty. The streams can be prepared by the black box host or they can be the result of another algorithm. We note that shared ownership of streams is required, which fits the model without additional cost because the external memory is shared. The algorithm consists of the following three phases:

1. **Phase 1 - Finding buckets through random sampling.**
 The goal of this phase is to compute the $p - 1$ boundaries of p buckets. The buckets divide the full array in p parts that have (almost) equal size.
 - (a) Every core does one full pass over their stream and takes k samples. This can be done using a technique called *reservoir sampling*. [5]. The value of k is called the oversample factor, and a higher value of k gives a better guarantee on balanced bucket sizes [13].

- (b) Every core locally sorts these k samples and chooses p equally spaced elements from this sorted list. These p values are sent to core 0.
 - (c) Core 0 locally sorts the p^2 values it now has, then chooses $p - 1$ equally spaced *global splitters*.
 - (d) The global splitters are communicated back to all other cores using a broadcasting scheme.
2. **Phase 2** - *Streaming data to the correct buckets.*
Repeat the following until the input streams are empty:
- (a) Every core obtains a new token from its own stream.
 - (b) Run an ordinary BSP sort program on the current set of p tokens.
 - (c) Every core now has one token of consecutive elements. Using the splitters from phase 1, the correct bucket(s) can be computed quickly. The token is now streamed up to the streams corresponding to its buckets. Note that these are the p streams that were initially empty.
3. **Phase 3** - *Sorting the individual buckets.*
Every core now sorts one of the p buckets using an *external sort* algorithm. This requires no communication because every element is already in the correct bucket. The random sampling in phase 1 ensures that the buckets are equally sized. The external sorting algorithm is a form of merge sort. In step j , where $0 \leq j \leq \log \frac{n}{p}$, the core merges two sets of 2^j tokens into one sorted sequence of $2 \cdot 2^j$ tokens. At every point in time, the core only needs to have three tokens (or six in case of prefetching) in memory: two input tokens and one output token. When an input token is depleted, the next one is obtained. When an output token is full, it is written to the stream.

4 Streaming extension to BSPlib

In this section we propose a streaming extension to the BSPlib standard. This initial proposal targets simple streaming applications. We introduce a number of new primitives that can be used to write BSPS programs. A BSPS program consists of a *host program* that runs on the host, and a *kernel* that runs on the cores of the accelerator. For a more detailed specification of these new primitives we refer to the Epiphany BSP documentation [8]. This is an on-going effort, of which the current state is described here.

The host of a BSP accelerator needs to be able to create streams of data. To create a stream we have to specify respectively: a target accelerator core, a total size, and the size of the tokens. Furthermore, we allow to set the initial data of the stream.

```
void* bsp_stream_create(int processor_id, int stream_size,
                      int token_size, const void* initial_data);
```

This is the only new primitive that is called from the host. The return value points to a buffer that receives the data in the stream *after* the BSP program is finished. Inside a kernel program, streams can be opened and closed using the following primitives:

```
int bsp_stream_open(int stream_id);
int bsp_stream_close(int stream_id);
```

The argument `stream_id` corresponds to the index of a stream. Streams are given zero-based indices in order of creation on the host. After opening a stream, tokens can be obtained from it. The return value denotes the maximum size of a token in bytes.

Tokens can be moved down from open streams. Furthermore, data can also be streamed back up to the streams, i.e. the streams are mutable. For this the following primitives are used:

```
int bsp_stream_move_down(int stream_id, void** buffer,
                        int preload);
int bsp_stream_move_up(int stream_id, const void* data,
                      int data_size, int wait_for_completion);
```

These functions return the size in bytes of the buffer that will hold the next token. The location of this buffer is written to `*buffer`. The argument `preload` should be set either 0 or 1, this respectively disables, or enables *prefetching* (see Section 2) the next token.

It is possible to (re)use a token at different stages of your algorithm. A cursor is maintained for each stream which corresponds to the next token that should be obtained or written to. This cursor can be modified using the following primitive:

```
void bsp_stream_seek(int stream_id, int delta_tokens);
```

Here `delta_tokens` denotes the number of tokens the cursor should move, relative to the current position. Note that this mechanism gives us random access inside the streams.

5 The Epiphany processor as a BSP accelerator

The Parallella² is a ‘credit card-sized computer’ intended to make parallel programming accessible and open to a large community. It is inspired by other small-form computing platforms such as the Raspberry Pi³ and the Arduino⁴.

The Parallella board has basic network capabilities and support for a number of peripherals. There are two different processors available. The *host* processor, which runs the (Linux) operating system, is a dual-core ARM processor. The *coprocessor* is based on the Epiphany architecture which has 16 RISC (Reduced Instruction Set Computer) cores⁵. The Epiphany processor architecture [1] defines a square grid of cores of size $N \times N$. On the processor there is also a network-on-chip (NOC) present. There is support for single-precision floating point operations. The chip supports core-to-core communication on the processor with very low latency (in the order of nanoseconds) and zero start-up costs. We distinguish three layers of memory on the Parallella board.

²Parallella: a supercomputer for everyone. <https://www.kickstarter.com/projects/adapteva/parallella-a-supercomputer-for-everyone>

³Raspberry Pi: a low cost, credit-card sized computer: <https://www.raspberrypi.org/>

⁴Arduino: an open-source electronics platform <https://www.arduino.cc/>

⁵There has also been a limited production of Parallella boards with the Epiphany IV processor which has 64 cores. <http://www.adapteva.com/epiphanyiv/>

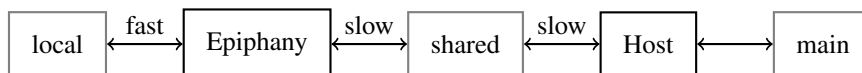


Figure 3: Overview of the Parallella memory. There are three kinds of memory: (A) 32 kB local memory per core, (B) 32 MB of shared DRAM, (C) 1 GB of main DRAM. We also give an indication of the speed of the different memory lanes that are available. There is also a slow connection between the host and the local memory of each core which we do not use and will therefore ignore.

There is 1GB of RAM available, which is split into two parts; The largest part is exclusive to the host processor, and we will simply refer to it as RAM, and a relatively small section which is shared between the host and the Epiphany called the DRAM (or *dynamic* memory). Finally there is 32 kB of local memory present at each core, which we will refer to as the SRAM (or *static* memory). See Figure 3. An important feature is the availability of two direct memory access (DMA) engines at each Epiphany core. These allow for asynchronous reading and writing among Epiphany cores, and between the Epiphany cores and the dynamic memory, and will play an important role in our implementation of pseudo-streaming algorithms.

5.1 Epiphany BSP

We developed Epiphany BSP [8] (EBSP) as an implementation of the BSPlib standard [14] on top of the Epiphany SDK provided for the Parallella. It is released under the lesser GNU public license (LGPL). Other libraries and technologies that are supported on the Parallella include MPI [16], OpenMP [2], Erlang [12], and OpenCL [7].

A typical Epiphany BSP application consists of two separate programs. The *host program* configures the application and prepares the data to be processed by the Epiphany coprocessor, and the *kernel* is a program that runs on each of the Epiphany cores in a SPMD manner. All the communication between Epiphany cores, and between the two processors can be done using the conventional BSP methods and syntax (e.g. buffered and unbuffered writes or through message passing mechanisms). A major goal of the development of EBSP is to allow current BSP programs to be run on dual-processor hardware such as the Parallella with minimal modifications.

The Epiphany BSP library also provides many utilities to ease the development of BSP applications for the Parallella board, such as timers, dynamic memory management and debugging capabilities. Finally, EBSP also provides an extension to BSP to support streaming algorithms. We will introduce and formalize this extension in the next section.

We will consider the Epiphany-III 16-core Microprocessor (E16G301) chip that is found on the original Parallella board as a concrete example of a BSP accelerator. As we mentioned when we introduced the Parallella in Section 4, the Epiphany chip is connected to a portion of memory called the DRAM which we will take as our external memory E , and each core comes equipped with a DMA engine which gives us an asynchronous connection to this memory pool. There are many possible communication paths between the host, the Epiphany and the various kinds of memory. We are

Table 1: The communication speeds to shared memory that were obtained from measurements done during the development of Epiphany BSP. In the *network state* column we indicate if a single core is reading/writing (free) or if all cores are reading/writing simultaneously (contested). All the speeds are given *per core*.

Actor	Network state	Read	Write
Core	contested	8.3 MB/s	14.1 MB/s
	free	8.9 MB/s	270 MB/s
DMA	contested	11.0 MB/s	12.1 MB/s
	free	80.0 MB/s	230 MB/s

interested in estimating as accurately as possible the inter-core communication speed g , the latency l , and the read/write speed e from an Epiphany core to the external memory using the DMA engine. We summarize the results of a number of measurements that were done during the development of Epiphany BSP in Table 1. From this we can estimate e . Note that there is a significant difference between the read and write speeds when multiple cores are communicating with the external memory at the same time. We will choose to use the most pessimistic number, the read speed using the DMA engine from the external memory with a contested network state, since we expect that all cores will simultaneously be reading from the external memory during a hyperstep. We have found experimentally that a core of the Epiphany-III chip is on average able to perform one FLOP per 5 clock cycles in programs that are compiled using GCC 4.8.2. We do note however that with hand-optimized assembly code as many as the equivalent of two FLOPs per clock cycle can be performed when performing multiplications and additions in succession, but we will not make use of this to preserve generality, so that the values we present are valid for real world BSPS algorithms implemented on top of Epiphany BSP. We then find that the external inverse bandwidth for this platform is:

$$e \approx (11 \text{ MB/s})^{-1} \approx 43.4 \text{ FLOP/float},$$

where we used that an Epiphany core runs at a default frequency of 600 MHz. Also we use single-precision floats which have a size of 4 bytes on this platform. Note that this value for e is rather high, which means that we need to perform a large number of FLOPs with every floating point number we obtain or the time of a hyperstep will have this bandwidth as a bottleneck. This is an obvious limitation of the Parallella board, and is specific to this computer. We note that this high value for e is not a general property of the Epiphany chip (nor any other BSP accelerator). For g and l we fit a linear function against the raw measurements that were obtained for core-to-core writes for a varying number of bytes. We note that the Epiphany hardware is such that this specific type of communication does not suffer from the large discrepancies between simultaneous and non-simultaneous communication of multiple cores. After compensating for overhead because of the hardware clock that was used to perform the measurements⁶, we obtain for the latency:

$$l \approx 1.00 \text{ FLOP},$$

⁶Starting and stopping the hardware clock takes a specific, fixed number of clock cycles. This offset has been subtracted from our measurements.

and for the inverse bandwidth of inter-core communication:

$$g \approx 5.59 \text{ FLOP/float.}$$

5.2 Cannon’s algorithm

We have implemented Cannon’s algorithm for dense matrix multiplication as discussed in Section 3 and measured the running time for different parameters on the E16G301 chip found on the Parallella-16 micro-server with the Zynq 7010 SOC. The benchmark, which is part of the Epiphany BSP library, was compiled with GCC 4.8.2 using the Epiphany SDK version 2015.01. The results are shown in Figure 4. The BSPS cost function of the algorithm, Equation 2, shows that the number of FLOPs required for computing the multiplication does not depend on M (first term) but the communication volume (second and third term) does scale with M . Indeed, we expect a higher value of M , which results in a *smaller* block size, to give a higher run time and this is in agreement with the results in Figure 4. The block size should always be chosen as large as the limited amount of local memory allows.

Equating the left and right hand side of Equation 2, and solving for k using the values we have found for the Epiphany processor yields $k_{\text{equal}} \approx 8$. Here, k_{equal} corresponds to the boundary values for computation heavy and communication heavy hypersteps. As shown by Figure 4 this corresponds to the transition of communication heavy hypersteps to computation heavy hypersteps, and this is verified by our experiments. This shows that the BSPS cost function is a good way to identify possible bottlenecks for a BSPS algorithm, as well as being able to predict its running time.

6 Future work

There is still a wide range of algorithms and applications that we have not considered in this context. As an example, we can also imagine the BSPS cost function to apply to the processing of a video feed, where a frame is analyzed in each hyperstep. Here we could require the hypersteps to be bandwidth heavy to ensure that we are able to process the entire video feed in real-time. We can also consider other kinds of accelerators, beside many-core coprocessors, such as GPUs or FPGAs, and see if they would fit within this framework after the necessary modifications. Finally, it would be interesting to consider models in which there are different types of processing units, and to develop models that uses the BSP and BSPS costs to distribute the work of a single algorithm in this heterogeneous environment.

Acknowledgements

We would like to thank Adapteva for providing part of the hardware that was used for the development of the software that was introduced in this paper, allowing us to perform the measurements that were presented.

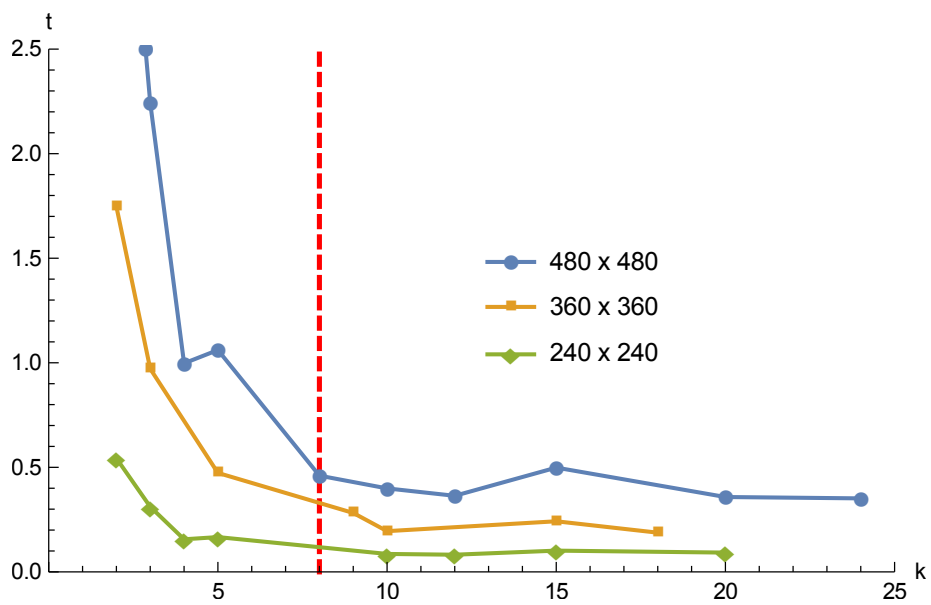


Figure 4: Run time of Cannon's algorithm on the Epiphany-III processor. The different lines correspond to different sizes of the matrix, as indicated by the legends. We show the value of $k = \frac{n}{NM}$ defined before, and the time in seconds that it took to run the algorithm. The value for k_{equal} is shown using a red, dashed vertical line.

References

- [1] Adapteva, “Epiphany Architecture Reference,” 2013. [Online]. Available: http://www.adapteva.com/docs/epiphany_arch_ref.pdf
- [2] S. N. Agathos, A. Papadogiannakis, and V. V. Dimakopoulos, *Targeting the Parallella*. Berlin, Heidelberg: Springer Berlin Heidelberg, 2015, pp. 662–674. [Online]. Available: http://dx.doi.org/10.1007/978-3-662-48096-0_51
- [3] N. Alon, Y. Matias, and M. Szegedy, “The Space Complexity of Approximating the Frequency Moments,” *Journal of Computer and System Sciences*, vol. 58, no. 1, pp. 137–147, 1999. [Online]. Available: <http://www.sciencedirect.com/science/article/pii/S0022000097915452>
- [4] B. Babcock, S. Babu, M. Datar, R. Motwani, and J. Widom, “Models and issues in data stream systems,” in *Proceedings of the Twenty-first ACM SIGMOD-SIGACT-SIGART Symposium on Principles of Database Systems*, 2002, pp. 1–16. [Online]. Available: <http://portal.acm.org/citation.cfm?doid=543613.543615>
- [5] A. Bhattacharya, D. Issac, R. Jaiswal, and A. Kumar, “Sampling in space restricted settings,” in *Lecture Notes in Computer Science (including subseries Lecture Notes in Artificial Intelligence and Lecture Notes in Bioinformatics)*, vol. 9198, 2015, pp. 483–494.
- [6] G. Bilardi, C. Fantozzi, A. A. Pietracaprina, and G. Pucci, “On the Effectiveness of D-BSP as a Bridging Model of Parallel Computation,” *International Conference on Computational Science*, pp. 579–588, 2001. [Online]. Available: <http://www.springerlink.com/content/re5mk4uu2596j56c/>
- [7] Brown Deer Technology LLC, “COPRTHR® (CO-PRocessing THReads®),” 2014. [Online]. Available: <http://www.browndeertechnology.com/coprthr.htm>
- [8] J.-W. Buurlage, T. Bannink, and A. Wits, “Epiphany BSP 1.0,” 2015. [Online]. Available: <http://www.codu.in/ebsp/>
- [9] L. E. Cannon, “A Cellular Computer to Implement the Kalman Filter Algorithm (No. 603-T1-0769).” 1969.
- [10] F. Dehne, W. Dittrich, and D. Hutchinson, “Efficient External Memory Algorithms by Simulating Coarse-Grained Parallel Algorithms,” pp. 97–122, 2003.
- [11] F. Dehne, W. Dittrich, D. Hutchinson, and A. Maheshwari, “Bulk synchronous parallel algorithms for the external memory model,” *Theory of Computing Systems*, vol. 35, no. 6, pp. 567–597, 2002.
- [12] M. Fleming, “Erlang-OTP and the Parallella Board,” 2015. [Online]. Available: <https://www.parallella.org/2015/03/20/erlang-otp-and-the-parallella-board/>
- [13] A. V. Gerbessiotis, “Extending the BSP model for multi-core and out-of-core computing: MBSP,” *Parallel Computing*, vol. 41, pp. 90–102, 2015. [Online]. Available: <http://dx.doi.org/10.1016/j.parco.2014.12.002>
- [14] J. M. Hill, B. McColl, D. C. Stefanescu, M. W. Goudreau, K. Lang, S. B. Rao, T. Suel, T. Tsantilas, and R. H. Bisseling, “BSPlib: The BSP programming library,” *Parallel Computing*, vol. 24, no. 14, pp. 1947–1980, 1998. [Online]. Available: <http://linkinghub.elsevier.com/retrieve/pii/S0167819198000933>

- [15] W. F. McColl and a. Tiskin, “Memory-Efficient Matrix Multiplication in the BSP Model,” *Algorithmica*, vol. 24, no. 3-4, pp. 287–297, 1999.
- [16] J. A. Ross, D. A. Richie, S. J. Park, and D. R. Shires, “Parallel programming model for the Epiphany many-core coprocessor using threaded MPI,” 2015.
- [17] A. Tiskin, “The bulk-synchronous parallel random access machine,” *Theoretical Computer Science*, vol. 196, no. 1-2, pp. 109–130, 1998. [Online]. Available: [http://linkinghub.elsevier.com/retrieve/pii/S0304-3975\(97\)00197-7](http://linkinghub.elsevier.com/retrieve/pii/S0304-3975(97)00197-7)
- [18] L. G. Valiant, “A bridging model for multi-core computing,” *Journal of Computer and System Sciences*, vol. 77, no. 1, pp. 154–166, 2011.
- [19] L. G. . V. . Valiant, “A Bridging Model for Parallel Computation,” *Communications of the ACM*, vol. 33, no. 8, pp. 103–111, 1990.
- [20] A. N. Yzelman and R. H. Bisseling, “Two-dimensional cache-oblivious sparse matrix-vector multiplication,” in *Parallel Computing*, vol. 37, no. 12, 2011, pp. 806–819.