

Exact critical exponents for the antiferromagnetic quantum critical metal in two dimensions

Andres Schliefl, Peter Lunts and Sung-Sik Lee

Department of Physics & Astronomy, McMaster University, Hamilton, ON L8S 4M1, Canada

Perimeter Institute for Theoretical Physics, Waterloo, ON N2L 2Y5, Canada

(Dated: February 22, 2019)

Abstract

Unconventional metallic states which do not support well defined single-particle excitations can arise near quantum phase transitions as strong quantum fluctuations of incipient order parameters prevent electrons from forming coherent quasiparticles. Although antiferromagnetic phase transitions occur commonly in correlated metals, understanding the nature of the strange metal realized at the critical point in layered systems has been hampered by a lack of reliable theoretical methods that take into account strong quantum fluctuations. We present a non-perturbative solution to the low-energy theory for the antiferromagnetic quantum critical metal in two spatial dimensions. Being a strongly coupled theory, it can still be solved reliably in the low-energy limit as quantum fluctuations are organized by a new control parameter that emerges dynamically. We predict the exact critical exponents that govern the universal scaling of physical observables at low temperatures.

I. INTRODUCTION

One of the cornerstones of condensed matter physics is Landau Fermi liquid theory, according to which quantum many-body states of interacting electrons are described by largely independent quasiparticles in metals[1]. In Fermi liquids, the spectral weight of an electron is sharply peaked at a well defined energy due to the quasiparticles with long lifetimes. On the other hand, exotic metallic states beyond the quasiparticle paradigm can arise near quantum critical points, where quantum fluctuations of collective modes driven by the uncertainty principle preempt the existence of well defined single-particle excitations[2–5]. In the absence of quasiparticles, many-body states become qualitatively different from a direct product of single particle wavefunctions. Due to strong fluctuations near the Fermi surface, the delta function peak of the electron spectral function is smeared out, leaving a weaker singularity behind. The resulting non-Fermi liquids exhibit unconventional power-law dependences of physical observables on temperature and probe energy[6]. A primary theoretical goal is to understand the universal scaling behavior of the observables based on low-energy effective theories that replace Fermi liquid theory for the unconventional metals [7–21].

Antiferromagnetic (AF) quantum phase transitions arise in a wide range of layered compounds [22–24]. Despite the recent progress made in field theoretic and numerical approaches to the AF quantum critical metal [25–33], a full understanding of the non-Fermi liquid realized at the critical point has been elusive so far. In two dimensions, strong quantum fluctuations and abundant low-energy particle-hole excitations render perturbative theories inapplicable. What is needed is a non-perturbative approach which takes into account strong quantum fluctuations in a controlled way[20].

In this article, we present a non-perturbative field theoretic study of the AF quantum critical metal in two dimensions. Although the theory becomes strongly coupled at low energies, we demonstrate that a small parameter which differs from the conventional coupling emerges dynamically. This allows us to solve the strongly interacting theory reliably. We predict the exact critical exponents that govern the scaling of dynamical and thermodynamic observables.

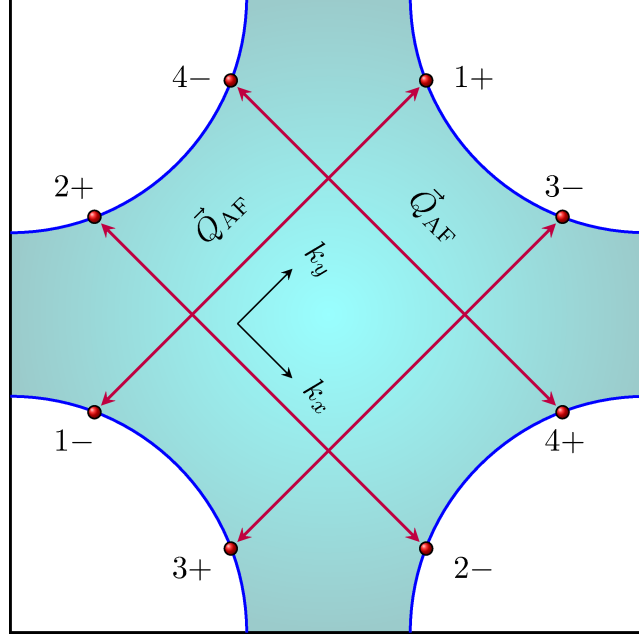


FIG. 1: A Fermi surface with the four-fold rotational symmetry. The (red) dots represent the hot spots connected by the AF wavevector \vec{Q}_{AF} .

II. LOW-ENERGY THEORY AND INTERACTION-DRIVEN SCALING

The relevant low-energy degrees of freedom at the metallic AF critical point are the AF collective mode and electrons near the hot spots, a set of points on the Fermi surface connected by the AF wavevector. In the presence of the four-fold rotational symmetry and the reflection symmetry in two spatial dimensions, there are generically eight hot spots, as is shown in Figure 1. Following Ref. [31], we write the action as

$$\begin{aligned}
\mathcal{S} = & \sum_{n=1}^4 \sum_{\sigma=\uparrow,\downarrow} \int dk \bar{\Psi}_{n,\sigma}(k) \left[i\gamma_0 k_0 + i\gamma_1 \varepsilon_n(\vec{k}) \right] \Psi_{n,\sigma}(k) \\
& + \frac{1}{4} \int dq \left[q_0^2 + c_0^2 |\vec{q}|^2 \right] \text{Tr} [\Phi(-q) \Phi(q)] \\
& + ig \sum_{n=1}^4 \sum_{\sigma,\sigma'} \int dk dq \left[\bar{\Psi}_{\bar{n},\sigma}(k+q) \Phi_{\sigma,\sigma'}(q) \gamma_1 \Psi_{n,\sigma'}(k) \right] \\
& + u \int dk_1 dk_2 dq \text{Tr} [\Phi(k_1+q) \Phi(k_2-q)] \text{Tr} [\Phi(-k_1) \Phi(-k_2)]. \tag{1}
\end{aligned}$$

Here $k = (k_0, \vec{k})$ denotes Matsubara frequency and two-dimensional momentum $\vec{k} = (k_x, k_y)$ with $dk \equiv \frac{d^3 k}{(2\pi)^3}$. The four spinors are defined by $\Psi_{1,\sigma} = (\psi_{1,\sigma}^{(+)}, \psi_{3,\sigma}^{(+)})^T$, $\Psi_{2,\sigma} = (\psi_{2,\sigma}^{(+)}, \psi_{4,\sigma}^{(+)})^T$, $\Psi_{3,\sigma} = (\psi_{1,\sigma}^{(-)}, -\psi_{3,\sigma}^{(-)})^T$ and $\Psi_{4,\sigma} = (\psi_{2,\sigma}^{(-)}, -\psi_{4,\sigma}^{(-)})^T$, where $\psi_{n,\sigma}^{(m)}$'s are electron fields with spin $\sigma = \uparrow, \downarrow$

near the hot spots labeled by $n = 1, 2, 3, 4$, $m = \pm$. $\bar{\Psi}_{n,\sigma} = \Psi_{n,\sigma}^\dagger \gamma_0$, where $\gamma_0 = \sigma_y$, $\gamma_1 = \sigma_x$ are 2×2 gamma matrices for the spinors. The energy dispersions of the electrons near the hot spots are written as $\varepsilon_1(\vec{k}) = vk_x + k_y$, $\varepsilon_2(\vec{k}) = -k_x + vk_y$, $\varepsilon_3(\vec{k}) = vk_x - k_y$ and $\varepsilon_4(\vec{k}) = k_x + vk_y$, where \vec{k} represents the deviation of momentum away from each hot spot. The commensurate AF wavevector \vec{Q}_{AF} is chosen to be parallel to the x and y directions modulo reciprocal lattice vectors. The component of the Fermi velocity parallel to \vec{Q}_{AF} at each hot spot is set to have unit magnitude. v measures the component of the Fermi velocity perpendicular to \vec{Q}_{AF} . $\Phi(q) = \sum_{a=1}^3 \phi^a(q) \tau^a$ is a 2×2 matrix boson field that represents the fluctuating AF order parameter, where the τ^a 's are the generators of the $SU(2)$ spin. c_0 is the velocity of the AF collective mode. g is the coupling between the collective mode and the electrons near the hot spots. \bar{n} represents the hot spot connected to n via \vec{Q}_{AF} : $\bar{1} = 3, \bar{2} = 4, \bar{3} = 1, \bar{4} = 2$. u is the quartic coupling between the collective modes.

In two dimensions, the conventional perturbative expansion becomes unreliable as the couplings grow at low energies. Since the interaction plays a dominant role, we need to include the interaction up front rather than treating it as a perturbation to the kinetic energy. Therefore, we start with an interaction-driven scaling[20] in which the fermion-boson coupling is deemed marginal. Under such a scaling, one cannot keep all the kinetic terms as marginal operators. Here we choose a scaling that keeps the fermion kinetic term marginal at the expense of making the boson kinetic term irrelevant. This choice will be justified through explicit calculations. It reflects the fact that the dynamics of the boson is dominated by particle-hole excitations near the Fermi surface in the low-energy limit, unless the number of bosons per fermion is infinite[34]. The marginality of the fermion kinetic term and the fermion-boson coupling uniquely fixes the dimensions of momentum and the fields under the interaction-driven tree-level scaling,

$$\begin{aligned} [k_0] &= [k_x] = [k_y] = 1, \\ [\psi(k)] &= [\phi(k)] = -2. \end{aligned} \tag{2}$$

Under this scaling, the electron keeps the classical scaling dimension, while the boson has an $O(1)$ anomalous dimension compared to the Gaussian scaling. At this point, Eq. (2) is merely an Ansatz. The real test is to show that these exponents are actually exact, which is the main goal of this paper.

Under Eq. (2), the entire boson kinetic term and the quartic coupling are irrelevant. The

minimal action which includes only marginal terms is written as

$$\begin{aligned} \mathcal{S} = & \sum_{n=1}^4 \sum_{\sigma=\uparrow,\downarrow} \int dk \bar{\Psi}_{n,\sigma}(k) \left[i\gamma_0 k_0 + i\gamma_1 \varepsilon_n(\vec{k}) \right] \Psi_{n,\sigma}(k) \\ & + i\sqrt{\frac{\pi v}{2}} \sum_{n=1}^4 \sum_{\sigma,\sigma'} \int dk dq \left[\bar{\Psi}_{\bar{n},\sigma}(k+q) \Phi_{\sigma,\sigma'}(q) \gamma_1 \Psi_{n,\sigma'}(k) \right]. \end{aligned} \quad (3)$$

Here, the fermion-boson coupling is set to be proportional to \sqrt{v} by rescaling the boson field. With this choice, the leading boson kinetic term which is generated from particle-hole excitations is $O(1)$, as will be seen later. This implies that the interaction is balanced with the fermion kinetic term through screening in such a way that g^2/v flows to a fixed value in the low-energy limit[31]. g^2/v is the expansion parameter in the conventional perturbative series, and the fact that $g^2/v \sim 1$ in Eq. (3) implies that this is a strongly interacting theory. v is the only dimensionless parameter of the theory.

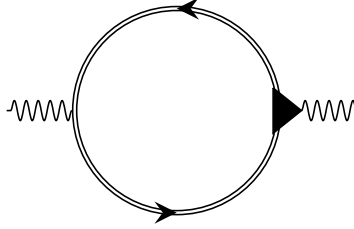


FIG. 2: The exact boson self-energy. The double line is the fully dressed fermion propagator. The triangle represents the fully dressed vertex.

III. SELF-CONSISTENT SOLUTION

Naively the theory is singular due to the absence of a boson kinetic term. However, particle-hole excitations generate a self-energy which provides non-trivial dynamics for the collective mode. The Schwinger-Dyson equation for the boson propagator (shown in Figure 2) reads

$$D(q)^{-1} = m_{CT} - \pi v \sum_n \int dk \text{Tr} [\gamma_1 G_{\bar{n}}(k+q) \Gamma(k, q) G_n(k)]. \quad (4)$$

Here $D(k)$, $G(k)$ and $\Gamma(k, q)$ represent the fully dressed propagators of the boson and the fermion, and the vertex function, respectively. m_{CT} is a mass counter term that is added to tune the renormalized mass to zero. The trace in Eq. (4) is over the spinor indices. It is difficult to solve the full self-consistent equation because $G(k)$ and $\Gamma(k, q)$ depend on the unknown $D(q)$. One may use v

as a small parameter to solve the equation. The one-loop analysis shows that v flows to zero due to emergent nesting of the Fermi surface near the hot spots[25, 26, 28, 32]. This has been also confirmed in the ϵ expansion based on the dimensional regularization scheme[31, 35]. Of course, the perturbative result valid close to three dimensions does not necessarily extend to two dimensions. Nonetheless, we show that this is indeed the case. Here we proceed with the following steps:

1. we solve the Schwinger-Dyson equation for the boson propagator in the small v limit,
2. we show that v flows to zero at low energies by using the boson propagator obtained under the assumption of $v \ll 1$.

We emphasize that the expansion in v is different from the conventional perturbative expansion in coupling. Rather it involves a non-perturbative summation over an infinite series of diagrams as will be shown in the following.

We discuss step 1) first. In the small v limit, the solution to the Schwinger-Dyson equation is

$$D(q)^{-1} = |q_0| + c(v) \left[|q_x| + |q_y| \right], \quad (5)$$

where the ‘velocity’ of the strongly damped collective mode is given by

$$c(v) = \frac{1}{4} \sqrt{v \log(1/v)}. \quad (6)$$

Solving the Schwinger-Dyson equation consists of two parts. First, we assume Eq. (5) with a hierarchy of the velocities $v \ll c(v) \ll 1$ as an Ansatz to show that only the one-loop vertex correction is important in Eq. (4). Then we show that Eqs. (5) and (6) actually satisfy Eq. (4) with the one-loop dressed vertex.

We begin by estimating the magnitude of general diagrams, assuming that the fully dressed boson propagator is given by Eq. (5) with Eq. (6) in the small v limit. In general, the integrations over loop momenta diverge in the small v limit as fermions and bosons lose their dispersion in some directions. In each fermion loop, the component of the internal momentum tangential to the Fermi surface is unbounded in the small v limit due to nesting. For a small but nonzero v , the divergence is cut off at a scale proportional to $1/v$, and each fermion loop contributes a factor of $1/v$. Each of the remaining loops necessarily has at least one boson propagator. For those loops, the momentum along the Fermi surface is cut off by the energy of the boson which provides a lower cut-off momentum proportional to $1/c$ for $c \gg v$. Therefore, the magnitude of a general

L -loop diagram with V vertices, L_f fermion loops and E external legs is at most

$$I \sim v^{V/2-L_f} c^{-(L-L_f)} \sim v^{\frac{1}{2}(E-2)} \left(\frac{v}{c}\right)^{(L-L_f)}, \quad (7)$$

where $V = 2L + E - 2$ is used. Higher-loop diagrams are systematically suppressed with increasing $(L - L_f)$ provided $v \ll c$. This is analogous to the situation where a ratio between velocities is used as a control parameter in a Dirac semi-metal[36] [42]. If Eq. (6) holds, the upper bound becomes $I \sim v^{\frac{1}{2}(E-2) + \frac{1}{2}(L-L_f)}$ up to a logarithmic correction. It is noted that Eq. (7) is only an upper bound because some loop integrals which involve un-nested fermions remain finite even in the small v limit. Some diagrams can also be smaller than the upper bound because their dependences on external momentum are suppressed in the small v and c limit. A systematic proof of Eq. (7) is available in the supplementary information.

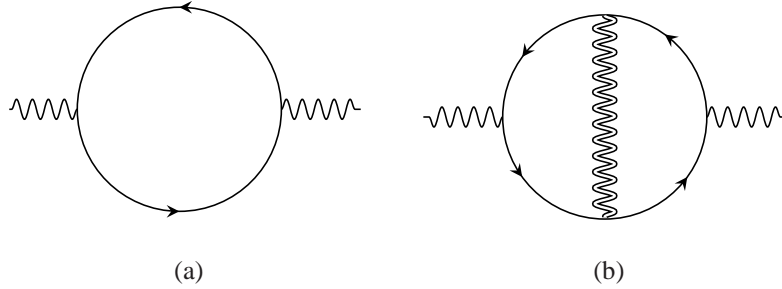


FIG. 3: The leading order diagrams for the boson self-energy in the small v limit. Solid lines are the bare fermion propagators. The wiggly double line represents the boson propagator consistently dressed with the self-energy in (a) and (b). The dressed boson propagator includes an infinite series of nested self-energies with a fractal structure.

For $v \ll c$, the leading order contribution for the boson self-energy ($E = 2$) is generated from Figure 3(a), which is the only diagram that satisfies $L = L_f$. All other diagrams are sub-leading in v . However, this is not enough because the one-loop diagram gives $D(q)^{-1} = |q_0|$, which is independent of spatial momentum. One has to include the next order diagram (Figure 3(b)) which generates a dispersion. Therefore, Eq. (4) is reduced to

$$D(q)^{-1} = m'_{CT} + |q_0| - \frac{\pi^2 v^2}{2} \sum_n \int dp dk \text{Tr} \left[\gamma_1 G_n^{(0)}(k+p) \gamma_1 G_n^{(0)}(p+q+k) \gamma_1 G_n^{(0)}(q+k) \gamma_1 G_n^{(0)}(k) \right] D(p). \quad (8)$$

Here m'_{CT} is a two-loop mass counter term. We can use the free fermion propagator $G_n^{(0)}$ because the fermion self-energy correction is sub-leading in v . An explicit calculation of Eq. (8) confirms that the self-consistent boson propagator takes the form of Eq. (5). The boson velocity satisfies the self-consistent equation $c = \frac{v}{8c} \log(c/v)$, which is solved by Eq. (6) in the small v limit. c is much larger than v in the small v limit because of the enhancement factor $1/c$ in the two-loop diagram : the collective mode speeds up itself through enhanced quantum fluctuations if it gets too slow. We note that the anti-screening nature of the vertex correction associated with the non-Abelian $SU(2)$ vertex, $\sum_{a=1}^3 \tau^a \tau^b \tau^a = -\tau^b$, is crucial to generate the right sign for the boson kinetic term[37]. This does not hold for Ising-like or XY-like spin fluctuations[38]. The details on the computation of Eq. (8) are available in the supplementary information. It is noted that Eq. (8) constitutes a non-perturbative sum over an infinite series of diagrams beyond the random phase approximation (RPA). The dynamics of the boson generated from the fermionic sector dominates at low energies. This justifies the choice to drop the bare kinetic term in Eq. (3).

So far, we have assumed that v is small to obtain the self-consistent dynamics of the AF collective mode. Now we turn to step 2) and show that v indeed flows to zero in the low-energy limit. According to Eq. (7), the leading quantum corrections to the local action in Eq. (3) are the one-loop diagrams for the fermion self-energy and the vertex function. However, the momentum-dependent one-loop fermion self-energy happens to be smaller than what is expected from Eq. (7) by an additional power of $c \sim \sqrt{v}$. This is because the dependence on the external momentum is suppressed in the small c limit for the one-loop self-energy. As a result, we include the fermion self-energy up to two loops in order to capture all quantum corrections to the leading order in v . All other higher-loop diagrams are negligible in the small v limit. The self-energy and vertex correction are logarithmically divergent in a UV cut-off. Counter terms are added such that the renormalized quantum effective action becomes independent of the UV cut-off. The bare action that includes the counter terms is obtained to be

$$\begin{aligned} \mathcal{S}_B = & \sum_{n=1}^4 \sum_{\sigma=\uparrow,\downarrow} \int d^3k \bar{\Psi}_{n,\sigma}(k) \left[iZ_1 \gamma_0 k_0 + i\gamma_1 \varepsilon_n^B(\vec{k}) \right] \Psi_{n,\sigma}(k) \\ & + iZ_6 \sqrt{\frac{\pi v}{2}} \sum_{n=1}^4 \sum_{\sigma,\sigma'} \int d^3k d^3q \left[\bar{\Psi}_{\bar{n},\sigma}(k+q) \Phi_{\sigma,\sigma'}(q) \gamma_1 \Psi_{n,\sigma'}(k) \right], \end{aligned} \quad (9)$$

where $\varepsilon_1^B(\vec{k}) = Z_2 v k_x + Z_3 k_y$, $\varepsilon_2^B(\vec{k}) = -Z_3 k_x + Z_2 v k_y$, $\varepsilon_3^B(\vec{k}) = Z_2 v k_x - Z_3 k_y$ and $\varepsilon_4^B(\vec{k}) = Z_3 k_x + Z_2 v k_y$ with $Z_1 = 1 - \frac{3}{4\pi} \frac{v}{c(v)} \log\left(\frac{\Lambda}{\mu}\right)$, $Z_2 = 1 + \frac{15}{4\pi^2} v \log\left(\frac{1}{c(v)}\right) \log\left(\frac{\Lambda}{\mu}\right)$,

$Z_3 = 1 - \frac{9}{4\pi^2} v \log\left(\frac{1}{c(v)}\right) \log\left(\frac{\Lambda}{\mu}\right)$ and $Z_6 = 1 - \frac{1}{4\pi} \frac{v}{c(v)} \log\left(\frac{c(v)}{v}\right) \log\left(\frac{\Lambda}{\mu}\right)$. Here Λ is a UV cut-off, and μ is the scale at which the physical propagators and vertex function are expressed in terms of v through the renormalization conditions, $\frac{-i}{2} \frac{\partial}{\partial k_0} \text{Tr}[\gamma_0 G_1(k)^{-1}] \Big|_{k=(\mu,0,0)} = 1 + F_1(v)$, $\frac{-i}{2} \frac{\partial}{\partial k_x} \text{Tr}[\gamma_1 G_1(k)^{-1}] \Big|_{k=(0,\mu,0)} = v(1 + F_2(v))$, $\frac{-i}{2} \frac{\partial}{\partial k_y} \text{Tr}[\gamma_1 G_1(k)^{-1}] \Big|_{k=(0,0,\mu)} = 1 + F_3(v)$, $\frac{1}{2} \text{Tr}[\gamma_1 \Gamma(k, q)] \Big|_{q=0, k=(\mu,0,0)} = 1 + F_4(v)$, where the $F_i(v)$'s are UV-finite functions of v , which vanish in the small v limit. The specific form of $F_i(v)$ is unimportant, and they can be changed by adding finite counter terms in Z_i . $G_n(k)$ with $n = 2, 3, 4$ are fixed from $G_1(k)$ by the four-fold rotational symmetry. The bare and renormalized variables are related to each other through $k_{B,x} = k_x$, $k_{B,y} = k_y$, $k_{B,0} = \frac{Z_1}{Z_3} k_0$, $v_B = \frac{Z_2}{Z_3} v$, $\Psi_B(k_B) = \frac{Z_3}{Z_1^{\frac{1}{2}}} \Psi(k)$, $\Phi_B(k_B) = \frac{Z_3^{\frac{1}{2}} Z_6}{Z_1 Z_2^{\frac{1}{2}}} \Phi(k)$. By requiring that the bare quantities are independent of μ , we obtain the beta function $\beta_v \equiv \frac{dv}{d \log \mu}$, which dictates the dependence of the renormalized velocity on the scale,

$$\beta_v = \frac{6}{\pi^2} v^2 \log\left(\frac{1}{c(v)}\right). \quad (10)$$

As a function of the energy scale μ , v is renormalized according to

$$\frac{dv}{d \ln \mu} = \frac{6}{\pi^2} v^2 \log\left(\frac{1}{c(v)}\right). \quad (11)$$

If v is initially small, Eq. (11) is reliable. It predicts that v becomes even smaller and flows to zero as

$$v = \frac{\pi^2}{3} \left(\log \frac{1}{\mu} \log \log \frac{1}{\mu} \right)^{-1} \quad (12)$$

in the small μ limit. The way v flows to zero in the low-energy limit does not depend on the initial value of v . This completes the cycle of self-consistency. Eq. (5) obtained in the small v limit becomes asymptotically exact in the low-energy limit within a nonzero basin of attraction in the space of v whose fixed point is $v = 0$. The dynamical critical exponent and the anomalous dimensions are given by

$$\begin{aligned} z &= 1 + \frac{3}{4\pi} \frac{v}{c(v)}, \\ \eta_\phi &= \frac{1}{4\pi} \frac{v}{c(v)} \log\left(\frac{c(v)}{v}\right), \\ \eta_\psi &= -\frac{3}{8\pi} \frac{v}{c(v)} \end{aligned} \quad (13)$$

to the leading order in v . Here z sets the dimension of frequency relative to momentum. η_ϕ , η_ψ are the corrections to the interaction-driven tree-level scaling dimensions of the boson and

fermion, respectively. The critical exponents are controlled by $w \equiv v/c(v)$, which flows to zero as $w = \frac{4\pi}{\sqrt{3}} \left(\log^{1/2} \frac{1}{\mu} \log \log \frac{1}{\mu} \right)^{-1}$ in the low-energy limit. This confirms that the scaling dimensions in Eq. (2) become asymptotically exact in the low-energy limit[43].

IV. PHYSICAL OBSERVABLES

Although $z - 1$, η_ψ and η_ϕ vanish in the low-energy limit, the sub-logarithmic decay of w with energy introduces corrections to the correlation functions at intermediate energy scales, which are weaker than power-law but stronger than logarithmic corrections[39]. The retarded Green's function for the hot spot 1+ takes the form,

$$G_{1+}^R(\omega, \vec{k}) = \frac{1}{F_\psi(\omega) \left[\omega F_z(\omega) \left(1 + i \frac{\sqrt{3}\pi}{2} \frac{1}{\sqrt{\log \frac{1}{\omega} \log \log \frac{1}{\omega}}} \right) - \left(\frac{\pi^2}{3} \frac{k_x}{\log \frac{1}{\omega} \log \log \frac{1}{\omega}} + k_y \right) \right]} \quad (14)$$

in the small ω limit with the ratio $\frac{\vec{k}}{\omega F_z(\omega)}$ fixed. Here ω is the real frequency. $F_\psi(\omega)$ and $F_z(\omega)$ are functions which capture the contributions from η_ψ and z at intermediate energy scales. In the small ω limit, they are given by

$$F_\psi(\omega) = \left(\log \frac{1}{\omega} \right)^{\frac{3}{8}}, \quad F_z(\omega) = e^{2\sqrt{3} \frac{(\log \frac{1}{\omega})^{1/2}}{\log \log \frac{1}{\omega}}}. \quad (15)$$

F_ψ and F_z only contribute as sub-leading corrections instead of modifying the exponents. However, they are still parts of the universal data that characterizes the critical point[28]. The additional logarithmic suppression in the dependence of k_x is due to v which flows to zero in the low-energy limit. The local shape of the Fermi surface is deformed as $k_y \sim \frac{k_x}{\log 1/k_x \log \log 1/k_x}$. The scaling form of the Green's function at different hot spots can be obtained by applying a sequence of 90 degree rotations and a space inversion to Eq. (14). The spectral function at the hot spots exhibits a power-law decay with the super-logarithmic correction as a function of frequency, $A(\omega) \sim \frac{1}{\omega F_z(\omega) F_\psi(\omega) (\log 1/\omega)^{1/2} \log \log 1/\omega}$.

The retarded spin-spin correlation function is given by

$$D^R(\omega, \vec{q}) = \frac{1}{F_\phi(\omega) \left(-i\omega F_z(\omega) + \frac{\pi}{4\sqrt{3}} \frac{|q_x| + |q_y|}{(\log \frac{1}{\omega})^{1/2}} \right)} \quad (16)$$

in the small ω limit with fixed $\frac{\vec{q}}{\omega F_z(\omega)}$. $F_\phi(\omega)$ is another universal function that describes the super-logarithmic correction of η_ϕ ,

$$F_\phi(\omega) = e^{\frac{2}{\sqrt{3}} (\log \frac{1}{\omega})^{1/2}} \quad (17)$$

in the small ω limit. The factor of $(\log \frac{1}{\omega})^{-1/2}$ in the momentum-dependent term is due to the boson velocity which flows to zero in the low-energy limit. Due to the strong Landau damping, the spin fluctuation is highly incoherent. It will be of great interest to test the scaling forms in Eqs. (14) and (16) from angle resolved photoemission spectroscopy and neutron scattering, respectively.

Now we turn to thermodynamic properties. The total free energy density can be written as $f = \frac{1}{2} \text{Tr} [\log D^{-1} - \Pi D] - \text{Tr} [\log G^{-1} - \Sigma G] + \Phi_2$, where Π , Σ are the self-energies of the boson and fermion respectively, and Φ_2 includes the two particle irreducible diagrams[40]. Here, the traces sum over three momenta and flavors. To the leading order in v , $f_B = \frac{1}{2} \text{Tr} [\log D^{-1}]$ and $f_F = \text{Tr} [\log G^{(0)}]$ dominate. The dominant fermionic contribution comes from electrons away from the hot spots, $f_F \sim k_F T^2$, where k_F is the size of the Fermi surface. Naively, the bosonic contribution is expected to obey hyperscaling, because low-energy excitations are confined near the ordering vector. However, the free energy of the mode with momentum \vec{p} is suppressed only algebraically as $\frac{T^2}{c(|p_x|+|p_y|)}$ at large momenta, in contrast to the exponential suppression for the free boson. The slow decay is due to the incoherent nature of the damped AF spin fluctuations, which have a significant spectral weight at low energies even at large momenta. As a result, $f_B \sim \int d\vec{p} \frac{T^2}{c(|p_x|+|p_y|)}$ is linearly proportional to a UV cut-off $\tilde{\Lambda}$, which is a scale set by the leading irrelevant terms (such as the coefficient of the local kinetic term of the boson). By combining the scaling equation for f_B , $\left[zT \frac{\partial}{\partial T} + \tilde{\Lambda} \frac{\partial}{\partial \tilde{\Lambda}} - \beta_c \frac{\partial}{\partial c} - (2+z) \right] f_B(T, c, \tilde{\Lambda}) = 0$, and the fact that it is proportional to $\tilde{\Lambda}$ and $1/c$, we obtain $f_B \sim \tilde{\Lambda} T^2 F_z(T) (\log 1/T)^{1/2}$ in the low temperature limit. Remarkably, the bosonic contribution which violates the hyperscaling is larger than the fermionic contribution at low temperatures. The free energy gives rise to the specific heat which exhibits the T -linear behavior with the super-logarithmic correction,

$$c \sim T F_z(T) (\log 1/T)^{1/2}. \quad (18)$$

If the system is tuned away from the critical point, the boson acquires a mass term, $(\lambda - \lambda_c) \int dq \text{Tr} [\Phi_q \Phi_{-q}]$, where λ is a tuning parameter. Due to the suppression of higher-loop diagrams, the scaling dimension of Φ^2 is -4 in momentum space. This implies that $\nu = 1$ in the low-energy limit, which is different from the mean-field exponent. The power-law scaling of the correlation length ξ with λ is modified by a super-logarithmic correction,

$$\xi \sim (\lambda - \lambda_c)^{-1} F_\xi(\lambda - \lambda_c), \quad (19)$$

where $F_\xi(\delta\lambda)$ is a universal function which embodies both the anomalous dimension of the boson and the vertex correction for the mass insertion. The former dominates close to the critical point,

and $F_\xi(\delta\lambda)$ is the same as $F_\phi(\delta\lambda)$ to the leading order in small $\delta\lambda$. The derivation of the scaling forms of the physical observables are available in the supplementary information.

So far, we have ignored potential superconducting instabilities. In the low temperature limit, the system will eventually become unstable against pairing through the BCS instability. The spin fluctuations renormalize pairing interactions between electrons near the hot spots, and enhance the d-wave superconductivity[41]. Although superconductivity will be enhanced at the critical point[30], the critical temperature will be non-universal since it depends on the bare interaction between cold electrons away from the hot spots which decouple from the collective mode at low energies. The physical observables will still obey the critical scalings at intermediate energy scales above the superconducting transition temperature. The size of the energy window for the critical scaling depends on microscopic details. In principle, this window can be made large by tuning bare couplings of a microscopic Hamiltonian at the critical point.

V. CONCLUSION

In this article, we solve the low-energy field theory that describes the antiferromagnetic quantum critical metal in two spatial dimensions. We predict the exact critical exponents which govern the universal scaling of physical observables at low temperatures.

-
- [1] L. Landau, Sov. Phys. JETP **3**, 920 (1957).
 - [2] J. A. Hertz, Phys. Rev. B **14**, 1165 (1976), URL <http://link.aps.org/doi/10.1103/PhysRevB.14.1165>
 - [3] A. J. Millis, Phys. Rev. B **48**, 7183 (1993), URL <http://link.aps.org/doi/10.1103/PhysRevB.48.7183>
 - [4] H. v. Löhneysen, A. Rosch, M. Vojta, and P. Wölfle, Rev. Mod. Phys. **79**, 1015 (2007), URL <http://link.aps.org/doi/10.1103/RevModPhys.79.1015>.
 - [5] G. R. Stewart, Rev. Mod. Phys. **73**, 797 (2001), URL <http://link.aps.org/doi/10.1103/RevModPhys.73.797>.
 - [6] T. Senthil, Phys. Rev. B **78**, 035103 (2008), URL <http://link.aps.org/doi/10.1103/PhysRevB.78.035103>
 - [7] T. Holstein, R. E. Norton, and P. Pincus, Phys. Rev. B **8**, 2649 (1973), URL <http://link.aps.org/doi/10.1103/PhysRevB.8.2649>.
 - [8] M. Y. Reizer, Phys. Rev. B **40**, 11571 (1989), URL <http://link.aps.org/doi/10.1103/PhysRevB.40.11571>

- [9] B. L. Altshuler, L. B. Ioffe, and A. J. Millis, Phys. Rev. B **50**, 14048 (1994), URL <http://link.aps.org/doi/10.1103/PhysRevB.50.14048>.
- [10] Y. B. Kim, A. Furusaki, X.-G. Wen, and P. A. Lee, Phys. Rev. B **50**, 17917 (1994), URL <http://link.aps.org/doi/10.1103/PhysRevB.50.17917>.
- [11] P. A. Lee, Phys. Rev. Lett. **63**, 680 (1989), URL <http://link.aps.org/doi/10.1103/PhysRevLett.63.680>.
- [12] J. Polchinski, Nuclear Physics B **422**, 617 (1994).
- [13] P. A. Lee and N. Nagaosa, Phys. Rev. B **46**, 5621 (1992), URL <http://link.aps.org/doi/10.1103/PhysRevB.46.5621>.
- [14] C. Nayak and F. Wilczek, Nuclear Physics B **417**, 359 (1994).
- [15] S.-S. Lee, Phys. Rev. B **80**, 165102 (2009), URL <http://link.aps.org/doi/10.1103/PhysRevB.80.165102>.
- [16] M. A. Metlitski and S. Sachdev, Phys. Rev. B **82**, 075127 (2010), URL <http://link.aps.org/doi/10.1103/PhysRevB.82.075127>.
- [17] D. F. Mross, J. McGreevy, H. Liu, and T. Senthil, Phys. Rev. B **82**, 045121 (2010), URL <http://link.aps.org/doi/10.1103/PhysRevB.82.045121>.
- [18] H.-C. Jiang, M. S. Block, R. V. Mishmash, J. R. Garrison, D. Sheng, O. I. Motrunich, and M. P. Fisher, Nature **493**, 39 (2013).
- [19] D. Dalidovich and S.-S. Lee, Phys. Rev. B **88**, 245106 (2013), URL <http://link.aps.org/doi/10.1103/PhysRevB.88.245106>.
- [20] S. Sur and S.-S. Lee, Phys. Rev. B **90**, 045121 (2014), URL <http://link.aps.org/doi/10.1103/PhysRevB.90.045121>.
- [21] T. Holder and W. Metzner, Phys. Rev. B **92**, 041112 (2015), URL <http://link.aps.org/doi/10.1103/PhysRevB.92.041112>.
- [22] T. Helm, M. V. Kartsovnik, I. Sheikin, M. Bartkowiak, F. Wolff-Fabris, N. Bittner, W. Biberacher, M. Lambacher, A. Erb, J. Wosnitza, et al., Phys. Rev. Lett. **105**, 247002 (2010), URL <http://link.aps.org/doi/10.1103/PhysRevLett.105.247002>.
- [23] K. Hashimoto, K. Cho, T. Shibauchi, S. Kasahara, Y. Mizukami, R. Katsumata, Y. Tsuruhara, T. Terashima, H. Ikeda, M. A. Tanatar, et al., Science **336**, 1554 (2012), <http://www.sciencemag.org/content/336/6088/1554.full.pdf>, URL <http://www.sciencemag.org/content/336/6088/1554.abstract>.
- [24] T. Park, F. Ronning, H. Yuan, M. Salamon, R. Movshovich, J. Sarrao, and J. Thompson, Nature **440**, 65 (2006).

- [25] A. Abanov and A. V. Chubukov, Phys. Rev. Lett. **84**, 5608 (2000), URL <http://link.aps.org/doi/10.1103/PhysRevLett.84.5608>.
- [26] A. Abanov, A. V. Chubukov, and J. Schmalian, Advances in Physics **52**, 119 (2003), <http://www.tandfonline.com/doi/pdf/10.1080/0001873021000057123>, URL <http://www.tandfonline.com/doi/abs/10.1080/0001873021000057123>.
- [27] A. Abanov and A. Chubukov, Phys. Rev. Lett. **93**, 255702 (2004), URL <http://link.aps.org/doi/10.1103/PhysRevLett.93.255702>.
- [28] M. A. Metlitski and S. Sachdev, Phys. Rev. B **82**, 075128 (2010), URL <http://link.aps.org/doi/10.1103/PhysRevB.82.075128>.
- [29] E. Abrahams and P. Wolfle, Proceedings of the National Academy of Sciences **109**, 3238 (2012), <http://www.pnas.org/content/109/9/3238.full.pdf>, URL <http://www.pnas.org/content/109/9/3238.abstract>.
- [30] E. Berg, M. A. Metlitski, and S. Sachdev, Science **338**, 1606 (2012), <http://www.sciencemag.org/content/338/6114/1606.full.pdf>, URL <http://www.sciencemag.org/content/338/6114/1606.abstract>.
- [31] S. Sur and S.-S. Lee, Phys. Rev. B **91**, 125136 (2015), URL <http://link.aps.org/doi/10.1103/PhysRevB.91.125136>.
- [32] S. A. Maier and P. Strack, Phys. Rev. B **93**, 165114 (2016), URL <http://link.aps.org/doi/10.1103/PhysRevB.93.165114>.
- [33] Y. Schattner, M. H. Gerlach, S. Trebst, and E. Berg, ArXiv e-prints (2015), 1512.07257.
- [34] A. L. Fitzpatrick, S. Kachru, J. Kaplan, and S. Raghu, Phys. Rev. B **88**, 125116 (2013), URL <http://link.aps.org/doi/10.1103/PhysRevB.88.125116>.
- [35] P. Lunts, A. Schliefl, and S.-S. Lee, in preparation (2016).
- [36] Y. Huh and S. Sachdev, Phys. Rev. B **78**, 064512 (2008), URL <http://link.aps.org/doi/10.1103/PhysRevB.78.064512>.
- [37] S. Sur and S.-S. Lee, ArXiv e-prints (2016), 1606.06694.
- [38] C. M. Varma, Phys. Rev. Lett. **115**, 186405 (2015), URL <http://link.aps.org/doi/10.1103/PhysRevLett.115.186405>.
- [39] C. Varma, P. B. Littlewood, S. Schmitt-Rink, E. Abrahams, and A. Ruckenstein, Physical Review Letters **63**, 1996 (1989).
- [40] J. M. Luttinger and J. C. Ward, Phys. Rev. **118**, 1417 (1960), URL

<http://link.aps.org/doi/10.1103/PhysRev.118.1417>.

- [41] D. Scalapino, E. Loh Jr, and J. Hirsch, Physical Review B **34**, 8190 (1986).
- [42] There also has been an attempt to use a different ratio of velocities as a control parameter in non-Fermi liquids with critical bosons centered at zero momentum [A. Fitzpatrick, S. Kachru, J. Kaplan, S. A. Kivelson, S. Raghu, arXiv:1402.5413].
- [43] This is compatible with the fact that an inclusion of higher-loop corrections in the ϵ -expansion reproduces $z = 1$, irrespective of ϵ [35].

VI. ACKNOWLEDGMENT

We thank Andrey Chubukov, Patrick Lee, Max Metlitski, Subir Sachdev and T. Senthil for comments. The research was supported in part by the Natural Sciences and Engineering Research Council of Canada. Research at the Perimeter Institute is supported in part by the Government of Canada through Industry Canada, and by the Province of Ontario through the Ministry of Research and Information. A. S. and P. L. contributed equally to this work. Correspondence should be addressed to slee@mcmaster.ca.

Supplementary Information

Appendix A: Proof of the upper bound for general diagrams

1. General upper bound

In this section, we prove the upper bound in Eq. (7), assuming that the fully dressed boson propagator is given by Eqs. (5) and (6) in the small v limit. Since the boson propagator is already fully dressed, we do not need to consider the boson self-energy corrections within diagrams.

The magnitude of a diagram is not simply determined by the number of vertices because in the small v limit patches of the Fermi surface become locally nested, and the collective mode loses its dispersion. When a loop is formed out of dispersionless bosons and nested fermions, the loop momentum along the Fermi surface becomes unbounded. For small but nonzero v and c , the divergent integral is cut off by a scale which is proportional to $1/v$ or $1/c$. This gives rise to enhancement factors of $1/v$ or $1/c$. Our goal is to compute the upper bound of the enhancement factors for general diagrams. A diagram is maximally enhanced when all the patches of the Fermi surface involved in the diagram are nested. Since the patches are nested pairwise (1, 3 and 2, 4) in the small v limit, it is enough to consider diagrams that are made of patches 1, 3 to compute the upper bound without loss of generality. Diagrams which involve all four patches are generally smaller in magnitude than those that involve only 1, 3 or 2, 4 for fixed L, L_f, E , where L is the total number of loops, L_f is the number of fermion loops and E is the number of external legs.

Let us consider an L -loop diagram that includes fermions from patches 1, 3,

$$I \sim v^{\frac{V}{2}} \int \prod_{r=1}^L dp_r \left(\prod_{l=1}^{I_f} \frac{1}{ik_{l,0} + vk_{l,x} + (-1)^{\frac{n_l-1}{2}} k_{l,y}} \right) \left(\prod_{m=1}^{I_b} \frac{1}{|q_{m,0}| + c(|q_{m,x}| + |q_{m,y}|)} \right). \quad (\text{S1})$$

Here V is the number of vertices. I_f, I_b are the numbers of internal fermion and boson propagators, respectively. p_r is the set of internal three-momenta. k_l (q_m) represents the momentum that flows through the l -th fermion (m -th boson) propagator. These are linear combinations of the internal momenta and external momenta. The way k_l, q_m depend on p_r is determined by how we choose internal loops within a diagram. $n_l = 1, 3$ is the patch index for the l -th fermion propagator. Since frequency integrations are not affected by v and c , we focus on the spatial components of momenta from now on.

It is convenient to choose loops in such a way that there exists a propagator exclusively assigned to each internal momentum. For this, we follow the procedure given in Sec. VI of [20]. For a given diagram, we cut internal propagators one by one. We continue cutting until all loops disappear while the diagram remains connected. First, we cut one fermion propagator in every fermion loop, which requires cutting L_f fermion lines. The remaining $L_m \equiv L - L_f$ loops can be removed by cutting boson propagators. After cutting L lines in total, we are left with a connected tree diagram. Now we glue the propagators back one by one to restore the original L -loop diagram. Every time we glue one propagator, we assign one internal momentum such that it goes through the propagator that is just glued back and the connected tree diagram only. This guarantees that the propagator depends only on the internal momentum which is associated with the loop that is just formed by gluing. In gluing L_f fermion propagators, the associated internal momenta go through the fermion loops. The remaining L_m loops necessarily include both fermion and boson propagators, and they are called ‘mixed loops’. After all propagators are glued back, L internal momenta are assigned in such a way that for every loop momentum there is one exclusive propagator.

With this choice of loops, Eq. (S1) is written as

$$I \sim v^{\frac{V}{2}} \int \prod_{r=1}^L dp_{r,x} dp_{r,y} \left(\prod_{j=1}^{L_m} \frac{1}{c|p_{j,x}| + c|p_{j,y}|} \right) \left(\prod_{l=1}^{I_f} \frac{1}{E_l(p)} \right) R[p]. \quad (\text{S2})$$

Here, frequency is suppressed, and IR divergences in the integrations over spatial momenta are understood to be cut off by frequencies. Our focus is on the UV divergence that arises in the spatial momentum integrations in the limit of small v and c . The first group in the integrand represents the exclusive boson propagators assigned to the L_m mixed loops. Each of the L_m boson propagators depends on only one internal momentum due to the exclusive nature of our choice of loops. The second group represents all fermion propagators. $E_l(p)$ is the energy of the fermion in the l -th fermion propagator which is given by a linear superposition of $p_{r,x}, p_{r,y}$. $R[p]$ represents the rest of the boson propagators that are not assigned as exclusive propagators.

Our strategy is to find a new basis for the loop momenta such that the divergences in the small v and c limit become manifest. The first L_m variables are chosen to be $cp_{j,x}$ with $j = 1, 2, \dots, L_m$ while the remaining $2L - L_m$ variables are chosen among $\{E_l(p)\}$. This is possible because

$I_f \geq (2L - L_m)$ for diagrams with $E > 0$. We express $p'_j \equiv cp_{j,x}$ and $E_l(p)$ in terms of $vp_{r,x}, p_{r,y}$,

$$\begin{pmatrix} p'_1 \\ p'_2 \\ \vdots \\ p'_{L_m} \\ E_1 \\ E_2 \\ \vdots \\ E_{I_f} \end{pmatrix} = \begin{pmatrix} \frac{c}{v} \mathbb{I}_{L_m} & 0 \\ \mathbb{A} & \mathbb{V} \end{pmatrix} \begin{pmatrix} vp_{1,x} \\ vp_{2,x} \\ \vdots \\ vp_{L_m,x} \\ vp_{L_m+1,x} \\ \vdots \\ vp_{L,x} \\ p_{1,y} \\ p_{2,y} \\ \vdots \\ p_{L,y} \end{pmatrix}. \quad (\text{S3})$$

Here \mathbb{I}_a is the $a \times a$ identity matrix. $A_{l,j} = \frac{1}{v} \frac{\partial E_l}{\partial p_{j,x}}$ with $1 \leq l \leq I_f$, $1 \leq j \leq L_m$. \mathbb{V} is an $I_f \times (2L - L_m)$ matrix whose first $L - L_m$ columns are given by $V_{l,i-L_m} = \frac{1}{v} \frac{\partial E_l}{\partial p_{i,x}}$ with $L_m + 1 \leq i \leq L$ and the remaining L columns are given by $V_{l,i+(L-L_m)} = \frac{\partial E_l}{\partial p_{i,y}}$ with $1 \leq i \leq L$. Now we focus on the lower-right corner of the transformation matrix which governs the relation between $\vec{E}^T \equiv (E_1, E_2, \dots, E_{I_f})$ and $\vec{P}^T \equiv (vp_{L_m+1,x}, \dots, vp_{L,x}, p_{1,y}, \dots, p_{L,y})$ when $p_{j,x} = 0$ for $1 \leq j \leq L_m$,

$$\vec{E} = \mathbb{V} \vec{P}. \quad (\text{S4})$$

\vec{P} represents the x, y components of momenta in the fermion loops and the y components of momenta in the mixed loops. The matrix \mathbb{V} can be viewed as a collection of $2L - L_m$ column vectors, each of which have I_f components. We first show that the $2L - L_m$ column vectors are linearly independent.

If the column vectors were not linearly independent, there would exist a nonzero \vec{P} such that $\mathbb{V} \vec{P} = 0$. This implies that there exists at least a one-parameter family of x, y -momenta in the L_f fermion loops and y -momenta in the L_m mixed loops such that all internal fermions lie on the Fermi surface. However, this is impossible for the following reason. For $v \neq 0$, a momentum on an external boson leg uniquely fixes the internal momenta on the two fermion lines attached to the boson line if both fermions are required to have zero energy. This is illustrated in Figure S1. Similarly, a momentum on an external fermion leg fixes the momenta on the adjacent internal fermion

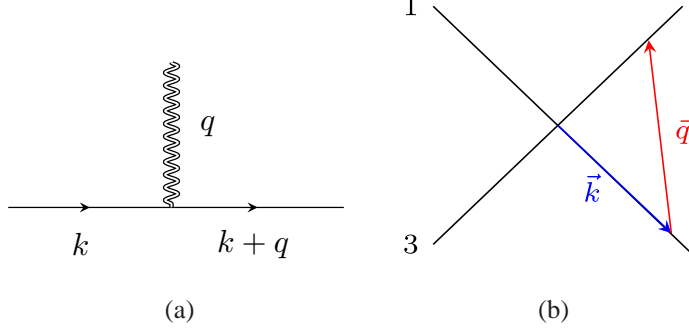


FIG. S1: For a boson momentum \vec{q} , there exists a unique \vec{k} such that $\varepsilon_1(\vec{k}) = \varepsilon_3(\vec{k} + \vec{q}) = 0$ for $v \neq 0$.

and boson lines if the internal fermion is required to have zero energy and only the y component of momentum is allowed to vary in the mixed loops. Once the momenta on the internal lines attached to the external lines are fixed, those internal lines in turn fix the momenta of other adjoining internal lines. As a result, all internal momenta are successively fixed by external momenta if we require that $E_l = 0$ for all l . Therefore, there cannot be a non-trivial \vec{P} that satisfies $\mathbb{V}\vec{P} = 0$. This implies that the column vectors in \mathbb{V} must be linearly independent.

Since \mathbb{V} is made of $(2L - L_m)$ independent column vectors, it necessarily includes $(2L - L_m)$ independent row vectors. Let the l_k -th rows with $k = 1, 2, \dots, (2L - L_m)$ be the set of rows that are linearly independent, and $\tilde{\mathbb{V}}$ be a $(2L - L_m) \times (2L - L_m)$ invertible matrix made of these rows. We choose $p'_{L_m+k} \equiv E_{l_k}$ with $k = 1, 2, \dots, (2L - L_m)$ as the remaining $(2L - L_m)$ integration variables. The transformation between the original $2L$ momentum variables and the new variables is given by

$$\begin{pmatrix} p'_1 \\ p'_2 \\ \vdots \\ p'_{2L} \end{pmatrix} = \begin{pmatrix} \frac{\varepsilon}{v} \mathbb{I}_{L_m} & 0 \\ \tilde{\mathbb{A}} & \tilde{\mathbb{V}} \end{pmatrix} \begin{pmatrix} vp_{1,x} \\ vp_{2,x} \\ \vdots \\ vp_{L,x} \\ p_{1,y} \\ p_{2,y} \\ \vdots \\ p_{L,y} \end{pmatrix}, \quad (\text{S5})$$

where $\tilde{\mathbb{A}}$ is a $(2L - L_m) \times L_m$ matrix made of the collection of the l_k -th rows of \mathbb{A} with $k = 1, 2, \dots, (2L - L_m)$. The Jacobian of the transformation is given by $Y^{-1}c^{-L_m}v^{-L_f}$. Here, $Y =$

$|\det \tilde{\mathbb{V}}|$ is a constant independent of v and c , which is nonzero because $\tilde{\mathbb{V}}$ is invertible.

In the new variables, Eq. (S2) becomes

$$I \sim v^{\frac{V}{2}-L_f} c^{-L_m} \int \prod_{i=1}^{2L} dp'_i \left(\prod_{j=1}^{L_m} \frac{1}{|p'_j| + O(c)} \right) \left(\prod_{l=L_m+1}^{2L} \frac{1}{p'_l} \right) \tilde{R}[p']. \quad (\text{S6})$$

Every component of the loop momenta has at least one propagator which guarantees that the integrand decays at least as $1/p'_l$ in the large momentum limit. $\tilde{R}[p']$ is the product of all remaining propagators. Therefore, the integrations over the new variables are convergent up to potentially logarithmic divergences. Using $L = \frac{1}{2}(V + 2 - E)$, one can see that a general diagram is bounded by

$$I \sim v^{\frac{E-2}{2}} \left(\frac{v}{c} \right)^{L-L_f} \quad (\text{S7})$$

up to logarithmic corrections. Diagrams with large $(L - L_f)$ are systematically suppressed for $v \ll c$. This bound can be checked explicitly for individual diagrams.

2. An example

Here, we illustrate the above procedure with the example shown in Figure 2(a). The four-loop diagram has one fermion loop and three mixed loops. The labels next to the fermion propagators indicate the patch indices. The dashed lines in Figure 2(b) are the exclusive propagators, while the remaining solid lines represent the connected tree diagram. Loops are chosen such that each loop momentum flows through only one exclusive propagator and the connected tree diagram. The energies of the seven internal fermions in Figure 2(c) are given by linear combinations of $p_{r,x}, p_{r,y}$ with $1 \leq r \leq 4$,

$$\begin{aligned} E_1 &= vp_{4,x} + p_{4,y}, \\ E_2 &= vp_{1,x} - p_{1,y}, \\ E_3 &= v(p_{1,x} + p_{2,x}) + (p_{1,y} + p_{2,y}), \\ E_4 &= v(p_{1,x} + p_{2,x} + p_{3,x}) - (p_{1,y} + p_{2,y} + p_{3,y}), \\ E_5 &= v(-p_{1,x} + p_{4,x}) - (-p_{1,y} + p_{4,y}), \\ E_6 &= v(-p_{1,x} - p_{2,x} + p_{4,x}) + (-p_{1,y} - p_{2,y} + p_{4,y}), \\ E_7 &= v(-p_{1,x} - p_{2,x} - p_{3,x} + p_{4,x}) - (-p_{1,y} - p_{2,y} - p_{3,y} + p_{4,y}). \end{aligned} \quad (\text{S8})$$

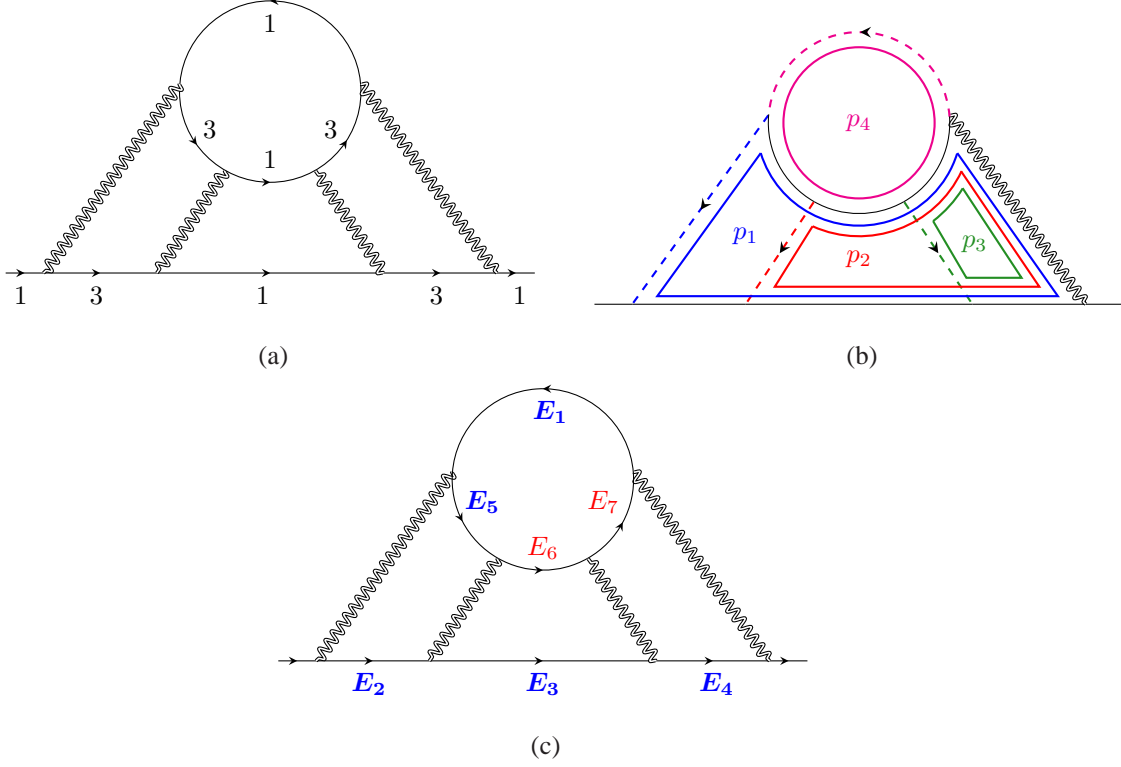


FIG. S2: (a) A four-loop diagram with one fermion loop. The numbers next to the fermion lines represent the patch indices. (b) The four exclusive propagators are denoted as dashed lines. The remaining propagators represent the connected tree diagram. Loops (thick solid colored lines) are chosen such that each loop momentum goes through only one of the exclusive propagators. (c)

The seven internal fermion propagators whose energies are denoted as E_l with $1 \leq l \leq 7$.

E_1, E_2, \dots, E_5 are used as new integration variables along with $p'_i = cp_{i,x}$ with $i = 1, 2, 3$, as discussed in the text.

Now we choose $p'_j \equiv cp_{j,x}$ with $1 \leq j \leq 3$ and $p'_{l+3} \equiv E_l$ with $1 \leq l \leq 5$ as new integration variables. The transformation matrix between $\{p'_i\}$ with $1 \leq i \leq 8$ and $\{p_{r,x}, p_{r,y}\}$ with $1 \leq r \leq 4$ is given by Eq. (S5) with

$$\tilde{\mathbb{A}} = \begin{pmatrix} 0 & 0 & 0 \\ 1 & 0 & 0 \\ 1 & 1 & 0 \\ 1 & 1 & 1 \\ -1 & 0 & 0 \end{pmatrix}, \quad \tilde{\mathbb{V}} = \begin{pmatrix} 1 & 0 & 0 & 0 & 1 \\ 0 & -1 & 0 & 0 & 0 \\ 0 & 1 & 1 & 0 & 0 \\ 0 & -1 & -1 & -1 & 0 \\ 1 & 1 & 0 & 0 & -1 \end{pmatrix}. \quad (\text{S9})$$

The Jacobian of this transformation is $(2c^3v)^{-1}$, and the magnitude of the diagram is given by $I \sim v^4(c^3v)^{-1} \sim (v/c)^3$ up to logarithmic corrections. This is consistent with Eq. (7) for $L = 4, L_f = 1, E = 2$.

Appendix B: Derivation of the self-consistent boson self-energy

In this section, we derive Eqs. (5) and (6) from Eq. (8).

The one-loop quantum effective action of the boson generated from Fig. 3(a) is written as

$$\Gamma_{(0,2)}^{1L} = \frac{1}{4} \int dq \Pi^{1L}(q) \text{Tr} [\Phi(-q)\Phi(q)], \quad (\text{S1})$$

where

$$\Pi^{1L}(q) = -\pi v \sum_{n=1}^4 \int dk \text{Tr} \left[\gamma_1 G_n^{(0)}(k) \gamma_1 G_{\bar{n}}^{(0)}(k+q) \right] \quad (\text{S2})$$

and the bare fermion propagator is $G_n^{(0)}(k) = -i \frac{k_0 \gamma_0 + \varepsilon_n(\vec{k}) \gamma_1}{k_0^2 + \varepsilon_n^2(\vec{k})}$ and $dk \equiv \frac{d^3 k}{(2\pi)^3}$. The integration of the spatial momentum gives $\Pi^{1L}(q) = -\frac{1}{2} \int dk_0 \frac{(k_0+q_0)k_0}{|k_0+q_0||k_0|}$. The k_0 integration generates a linearly divergent mass renormalization which is removed by a counter term, and a finite self-energy,

$$\Pi^{1L} = |q_0|. \quad (\text{S3})$$

Since the one-loop self-energy depends only on frequency, we have to include higher-loop diagrams to generate a momentum-dependent quantum effective action, even though they are suppressed by powers of v compared to the one-loop self-energy. According to Eq. (7), the next leading diagrams are the ones with $L - L_f = 1$. Among the diagrams with $L - L_f = 1$, the only one that contributes to the momentum-dependent boson self-energy is shown in Figure 3(b). In particular, other two-loop diagrams that include fermion self-energy insertions do not contribute. Since the two-loop diagram itself depends on the unknown dressed boson propagator, we need to solve the self-consistent equation for $D(q)$ in Eq. (8). Here, we first assume that the solution takes the form of Eq. (5) with $v \ll c \ll 1$ to compute the two-loop contribution, and show that the resulting boson propagator agrees with the assumed one. The two-loop self-energy reads

$$\begin{aligned} \Pi^{2L}(q) = & -\frac{\pi^2 v^2}{2} \sum_{n=1}^4 \int dk dp \left[\frac{1}{\left((k_0 + p_0 - i\varepsilon_n(\vec{k} + \vec{p})) \right) \left(k_0 - i\varepsilon_{\bar{n}}(\vec{k}) \right)} \right. \\ & \left. \times \frac{1}{\left((k_0 + q_0 - i\varepsilon_n(\vec{k} + \vec{q})) \right) \left(k_0 + p_0 + q_0 - i\varepsilon_{\bar{n}}(\vec{k} + \vec{p} + \vec{q}) \right)} \right] D(p) + \text{c.c.} \end{aligned} \quad (\text{S4})$$

Here c.c. denotes the complex conjugate. Straightforward integrations over \vec{k} and k_0 give

$$\Pi^{2L}(q_0, \vec{q}) = -\frac{\pi v}{8} \sum_{n=1}^4 \int dp \left[\frac{|q_0| - |p_0|}{((p_0 + q_0) - i\varepsilon_n(\vec{p} + \vec{q}))((q_0 - p_0) - i\varepsilon_n(\vec{q} - \vec{p}))} \right] D(p) + \text{c.c.} \quad (\text{S5})$$

Since the frequency-dependent self-energy is already generated from the lower order one-loop graph in Figure 3(a), we focus on the momentum-dependent part. This allows us to set the external frequency to zero to rewrite Eq. (S5) as

$$\Pi^{2L}(0, \vec{q}) = \frac{\pi v}{4} \sum_{n=1}^4 \int dp \left[\frac{|p_0|}{(ip_0 + \varepsilon_n(\vec{p} + \vec{q}))(ip_0 + \varepsilon_n(\vec{p} - \vec{q}))} \right] D(p). \quad (\text{S6})$$

After subtracting the linearly divergent mass renormalization, $\Delta\Pi^{2L}(0, \vec{q}) \equiv \Pi^{2L}(0, \vec{q}) - \Pi^{2L}(0, 0)$ is UV finite,

$$\Delta\Pi^{2L}(0, \vec{q}) = \frac{\pi v}{4} \sum_{n=1}^4 \int dp \frac{|p_0| \mathcal{F}^{1L(n)}(p_0, \vec{p}, \vec{q}; v)}{(p_0^2 + \varepsilon_n^2(\vec{p} + \vec{q}))(p_0^2 + \varepsilon_n^2(\vec{p} - \vec{q}))(p_0^2 + \varepsilon_n^2(\vec{p}))(p_0^2 + \varepsilon_n^2(\vec{p}))} D(p), \quad (\text{S7})$$

where

$$\begin{aligned} \mathcal{F}^{1L(n)}(p_0, \vec{p}, \vec{q}; v) &= (p_0^2 + \varepsilon_n^2(\vec{p}))(p_0^2 + \varepsilon_n^2(\vec{p}))(ip_0 - \varepsilon_n(\vec{p} + \vec{q}))(ip_0 - \varepsilon_n(\vec{p} - \vec{q})) \\ &\quad - (p_0^2 + \varepsilon_n^2(\vec{p} + \vec{q}))(p_0^2 + \varepsilon_n^2(\vec{p} - \vec{q}))(ip_0 - \varepsilon_n(\vec{p}))(ip_0 - \varepsilon_n(\vec{p})). \end{aligned} \quad (\text{S8})$$

Now we consider the contribution of each hot spot separately. For $n = 1$, the dependence on q_x is suppressed by v compared to the q_y -dependent self-energy. Therefore, we set $q_x = 0$ for small v . Furthermore, the p_y dependence in $D(p)$ can be safely dropped in the small c limit because $\varepsilon_1(\vec{p})$ and $\varepsilon_3(\vec{p})$ suppress the contributions from large p_y . Rescaling the momentum as $(p_0, p_x, p_y) \rightarrow |q_y|(p_0, p_x/c, p_y)$ followed by the integration over p_y , we obtain the contribution from the hot spot $n = 1$,

$$\Delta\Pi^{2L}(0, \vec{q}) = \frac{v}{32\pi c} |q_y| \int dp_0 dp_x \frac{(1 + p_0^2 - 3p_x^2 w^2)p_0^2}{(p_0^2 + w^2 p_x^2)(p_0^2 + (wp_x - 1)^2)(p_0^2 + (wp_x + 1)^2)} \frac{1}{|p_0| + |p_x|}, \quad (\text{S9})$$

where $w \equiv v/c$. In the integrand, we can not set $w = 0$ because the integration over p_x is logarithmically divergent in the small w limit,

$$\Delta\Pi^{2L(1)}(0, \vec{q}) = \frac{v}{32\pi c} |q_y| \int dp_0 \frac{1}{1 + p_0^2} \left[-2 \log(w) - 2p_0 \cot^{-1}(p_0) + p_0^2 \log\left(\frac{p_0^2}{1 + p_0^2}\right) + O(w) \right]. \quad (\text{S10})$$

energy	scaling	dynamical critical exponent
$q_0 > \tilde{\Lambda}$	$q_0 \sim c_0 q$	$z = 1$
$\frac{c^2}{c_0^2} \tilde{\Lambda} < q_0 < \tilde{\Lambda}$	$q_0 \sim c_0^2 \frac{q^2}{\tilde{\Lambda}}$	$z = 2$
$q_0 < \frac{c^2}{c_0^2} \tilde{\Lambda}$	$q_0 \sim c q$	$z = 1$

TABLE S1: The energy dependent dynamical critical exponent for $c_0 > c$.

Finally, the integration over p_0 gives

$$\Delta \Pi^{2L(1)}(0, \vec{q}) = \frac{|q_y|v}{16c} \left[\log \left(\frac{1}{w} \right) - 1 + O(w) \right]. \quad (\text{S11})$$

In the small w limit, the first term dominates. Hot spot 3 generates the same term, and the contribution from hot spots 2, 4 is obtained by replacing q_y with q_x . Summing over contributions from all the hot spots, we obtain

$$\Delta \Pi^{2L}(0, \vec{q}) = \frac{v}{8c} \log \left(\frac{c}{v} \right) (|q_x| + |q_y|) + O \left(\frac{1}{vc} \right). \quad (\text{S12})$$

The two-loop diagram indeed reproduces the assumed form of the self-energy which is proportional to $|q_x| + |q_y|$ to the leading order in v . The full Schwinger-Dyson equation now boils down to a self-consistent equation for the boson velocity,

$$c = \frac{v}{8c} \log \left(\frac{c}{v} \right). \quad (\text{S13})$$

c is solved in terms of v as

$$c(v) = \frac{1}{4} \sqrt{v \log \left(\frac{1}{v} \right)} \left(1 + O \left(\frac{\log \log(1/v)}{\log(1/v)} \right) \right). \quad (\text{S14})$$

This is consistent with the assumption that $v \ll c \ll 1$ in the small v limit.

The full propagator of the boson which includes the bare kinetic term in Eq. (1) is given by

$$D(q)^{-1} = |q_0| + c(|q_x| + |q_y|) + \frac{q_0^2}{\tilde{\Lambda}} + \frac{c_0^2}{\tilde{\Lambda}} |\vec{q}|^2, \quad (\text{S15})$$

where $\tilde{\Lambda}$ is a UV scale associated with the coupling. Depending on the ratio between c and c_0 , which is determined by microscopic details, one can have different sets of crossovers.

For $c_0 > c$, one has a series of crossovers from the Gaussian scaling with $z = 1$ at high energies, to the scaling with $z = 2$ at intermediate energies and to the non-Fermi liquid scaling with $z = 1$ at low energies. In the low energy limit, the system eventually becomes superconducting. For $c_0 < c$, on the other hand, the $z = 2$ scaling is replaced with a scaling with $z = \frac{1}{2}$ at intermediate energies. This is summarized in Tables S1 and S2.

energy	scaling	dynamical critical exponent
$q_0 > \frac{c}{c_0} \tilde{\Lambda}$	$q_0 \sim c_0 q$	$z = 1$
$\tilde{\Lambda} < q_0 < \frac{c}{c_0} \tilde{\Lambda}$	$q_0 \sim \sqrt{c \tilde{\Lambda} q}$	$z = \frac{1}{2}$
$q_0 < \tilde{\Lambda}$	$q_0 \sim c q$	$z = 1$

TABLE S2: The energy dependent dynamical critical exponent for $c_0 < c$.

Appendix C: Derivation of the beta function for v

In this section, we derive the beta function for v in Eq. (11). We first compute the counter terms that need to be added to the local action such that the quantum effective action is independent of the UV cut-off scale to the lowest order in v . Then we derive the beta function for v and its solution, which confirms that v flows to zero in the low-energy limit.

1. Frequency-dependent fermion self-energy

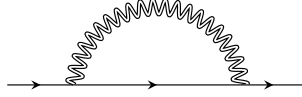


FIG. S3: The one-loop diagram for the fermion self-energy.

According to Eq. (7), the leading order fermion self-energy is generated from Fig. S3 in the small v limit. The one-loop fermion self-energy for patch n is given by

$$\Sigma^{1L(n)}(k_0, \vec{k}) = \frac{3\pi v}{2} \int dp \gamma_1 G_n^{(0)}(p+k) \gamma_1 D(p), \quad (\text{S1})$$

where the dressed boson propagator is $D(p) = \frac{1}{|p_0| + c(v)(|p_x| + |p_y|)}$. We first compute $\Sigma^{1L(n)}(k)$ for $n = 1$. The quantum correction is logarithmically divergent, and a UV cut-off Λ is imposed on p_y , which is the momentum perpendicular to the Fermi surface for $n = 1$ in the small v limit. However, the logarithmically divergent term is independent of how UV cut-off is implemented. To extract the frequency-dependent self-energy, we set $\vec{k} = 0$ and rescale $(p_0, p_x, p_y) \rightarrow |k_0|(p_0, p_x/c, p_y)$ to rewrite

$$\Sigma^{1L(1)}(k_0, 0) = i\gamma_0 k_0 \frac{3\pi v}{2c} \int dp \frac{p_0 + 1}{[(p_0 + 1)^2 + (wp_x - p_y)^2] [|p_0| + |p_x| + c|p_y|]}, \quad (\text{S2})$$

where $w = \frac{v}{c}$. Under this rescaling, the UV cut-off for p_y is also rescaled to $\Lambda_0 = \Lambda/|k_0|$. The p_0 integration gives

$$\begin{aligned} \Sigma^{1L(1)}(k_0, 0) &= i\gamma_0 k_0 \frac{3\pi v}{2(2\pi)^3 c} \int_{-\Lambda_0}^{\Lambda_0} dp_y \int dp_x \\ &\left[\frac{\pi}{2} |p_y - wp_x| \left(\frac{1}{(p_y - wp_x)^2 + (-1 + |p_x| + c|p_y|)^2} - \frac{1}{(p_y - wp_x)^2 + (1 + |p_x| + c|p_y|)^2} \right) \right. \\ &- (p_y - wp_x) \operatorname{arccot}(p_y - wp_x) \left(\frac{1}{(p_y - wp_x)^2 + (-1 + |p_x| + c|p_y|)^2} + \frac{1}{(p_y - wp_x)^2 + (1 + |p_x| + c|p_y|)^2} \right) \\ &\left. + \frac{1}{2} \log \left(\frac{1 + (p_y - wp_x)^2}{(|p_x| + c|p_y|)^2} \right) \left(\frac{1 + |p_x| + c|p_y|}{(p_y - wp_x)^2 + (1 + |p_x| + c|p_y|)^2} - \frac{-1 + |p_x| + c|p_y|}{(p_y - wp_x)^2 + (-1 + |p_x| + c|p_y|)^2} \right) \right]. \end{aligned} \quad (\text{S3})$$

The logarithmically divergent contribution is obtained to be

$$\Sigma^{1L(1)}(k_0, 0) = \frac{3}{4\pi} \frac{v}{c} \log \left(\frac{\Lambda}{|k_0|} \right) i\gamma_0 k_0 \quad (\text{S4})$$

in the small v limit. The self-energy for other patches is obtained from a series of 90-degree rotations, and the frequency-dependent part is identical for all patches. In order to remove the cut-off dependence in the quantum effective action, we add the counter term,

$$\sum_{n=1}^4 \sum_{\sigma=\uparrow, \downarrow} \int dk \bar{\Psi}_{n,\sigma}(k) (Z_{1,1} i\gamma_0 k_0) \Psi_{n,\sigma}(k) \quad (\text{S5})$$

with

$$Z_{1,1} = -\frac{3}{4\pi} \frac{v}{c} \log \left(\frac{\Lambda}{\mu} \right), \quad (\text{S6})$$

where μ is the scale at which the quantum effective action is defined in terms of the renormalized velocity v . The counter term guarantees that the renormalized propagator at the scale μ is expressed solely in terms of v in the $\Lambda/\mu \rightarrow \infty$ limit.

2. Momentum-dependent fermion self-energy

To compute the momentum-dependent fermion self-energy, we start with Eq. (S1) for $n = 1$ and set $k_0 = 0$. Rescaling $p_x \rightarrow \frac{p_x}{c}$ gives

$$\Sigma^{1L(1)}(0, \vec{k}) = -\frac{3\pi v}{2c} i\gamma_1 \int dp \frac{wp_x - p_y + \varepsilon_3(\vec{k})}{\left[p_0^2 + (wp_x - p_y + \varepsilon_3(\vec{k}))^2 \right] [|p_0| + |p_x| + c|p_y|]}. \quad (\text{S7})$$

The integration over p_0 results in $\Sigma^{1L(1)}(0, \vec{k}) = \Sigma^{1L(1)}(\vec{k}) \Big|_{\text{term 1}} + \Sigma^{1L(1)}(\vec{k}) \Big|_{\text{term 2}}$, where

$$\Sigma^{1L(1)}(\vec{k}) \Big|_{\text{term 1}} = -i\gamma_1 \frac{3\pi v}{2(2\pi)^3 c} \int dp_y \int dp_x \frac{\operatorname{sgn}(wp_x - p_y + \varepsilon_3(\vec{k}))(|p_x| + c|p_y|)\pi}{(p_y - \varepsilon_3(\vec{k}) - wp_x)^2 + (|p_x| + c|p_y|)^2}, \quad (\text{S8})$$

$$\Sigma^{1L(1)}(\vec{k})\Big|_{\text{term 2}} = -i\gamma_1 \frac{3\pi v}{2(2\pi)^3 c} \int dp_y \int dp_x \frac{(p_y - \varepsilon_3(\vec{k}) - wp_x) \log\left(\frac{(|p_x| + c|p_y|)^2}{(p_y - \varepsilon_3(\vec{k}) - wp_x)^2}\right)}{(p_y - \varepsilon_3(\vec{k}) - wp_x)^2 + (|p_x| + c|p_y|)^2}. \quad (\text{S9})$$

We first compute the first term. After performing the p_x integration, we rescale $p_y \rightarrow |\varepsilon_3(\vec{k})|p_y$ to obtain

$$\begin{aligned} \Sigma^{1L(1)}(\vec{k})\Big|_{\text{term 1}} = & -\frac{3\pi^2 v}{2(2\pi)^3 c} i\gamma_1 \varepsilon_3(\vec{k}) \int_{-\Lambda_3}^{\Lambda_3} dp_y \left[\frac{\pi w}{2(1+w^2)} (\text{sgn}(p_y - 1 + cw|p_y|) + \text{sgn}(p_y - 1 - cw|p_y|)) \right. \\ & + \frac{\text{sgn}(p_y - 1)}{1+w^2} \left(w \arctan\left(\frac{w(-p_y+1)+c|p_y|}{p_y-1+cw|p_y|}\right) + w \arctan\left(\frac{w(p_y-1)+c|p_y|}{-p_y+1+cw|p_y|}\right) \right. \\ & \left. \left. - 2w \arctan(w^{-1}) - \log\left(\frac{c^2 w^2 p_y^2 + (p_y-1)^2 + 2cw|p_y-1||p_y|}{w^2(c^2 p_y^2 + (p_y-1)^2)}\right) \right) \right], \end{aligned} \quad (\text{S10})$$

where $\Lambda_3 = \frac{\Lambda}{|\varepsilon_3(\vec{k})|}$. The remaining p_y integration gives

$$\Sigma^{1L(1)}(\vec{k})\Big|_{\text{term 1}} = \frac{3v(w-c)}{4\pi} \log\left(\frac{\Lambda}{|\varepsilon_3(\vec{k})|}\right) i\gamma_1 \varepsilon_3(\vec{k}) \quad (\text{S11})$$

to the leading order in v up to terms that are finite in the large Λ limit.

The second term can be computed similarly in the small v limit,

$$\Sigma^{1L(1)}(\vec{k})\Big|_{\text{term 2}} = -\frac{3}{2\pi^2} v \log\left(\frac{1}{c}\right) \log\left(\frac{\Lambda}{|\varepsilon_3(\vec{k})|}\right) i\gamma_1 \varepsilon_3(\vec{k}) \quad (\text{S12})$$

up to UV-finite terms. It is noted that the second term is dominant for small v .

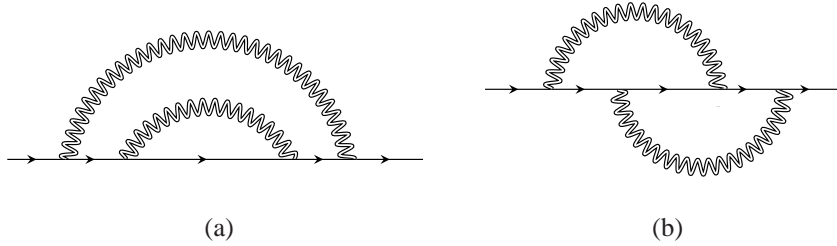


FIG. S4: Two-loop diagrams for the fermion self-energy. While (a) is sub-leading in the small v limit, (b) is of the same order as Figure S3.

According to Eq. (7), the upper bound for the one-loop fermion self-energy is v/c . However, Eq. (S12) is strictly smaller than the upper bound. The extra suppression by c arises due to the fact that the external momentum in Figure S3 can be directed to flow only through the boson propagator, and the diagram becomes independent of the external momentum in the small c limit. Since this suppression does not happen for higher-loop diagrams in general, the one-loop diagram

becomes comparable to some two-loop diagrams with $L - L_f = 2$. Therefore, we have to include the two-loop diagrams for the self-energy in order to capture all leading order corrections. The rainbow diagram in Figure 4(a) is smaller for the same reason as the one-loop diagram. Three and higher-loop diagrams remain negligible, and only Figure 4(b) contributes to the leading order. The two-loop self-energy for patch n is given by

$$\Sigma^{2L(n)}(k_0, \vec{k}) = \frac{3\pi^2 v^2}{4} \int dp dq [\gamma_1 G_{\bar{n}}(k+q) \gamma_1 G_n(k+q+p) \gamma_1 G_{\bar{n}}(k+p) \gamma_1] D(q) D(p). \quad (\text{S13})$$

It is noted that $\Sigma^{2L(n)}(k_0, 0)$ is strictly smaller than $\Sigma^{1L(n)}(k_0, 0)$, and only $\Sigma^{2L(n)}(0, \vec{k})$ is of the same order as $\Sigma^{1L(n)}(0, \vec{k})$. Therefore, we only compute $\Sigma^{2L(n)}(0, \vec{k})$. After performing the integrations over p_y, q_y , the self-energy for patch 1 becomes

$$\Sigma^{2L(1)}(0, \vec{k}) = -\frac{3v^2}{2^8 \pi^2 c^2} i \gamma_1 \int dp_0 \int dq_0 (\text{sgn}(p_0) + \text{sgn}(p_0 + q_0)) (\text{sgn}(q_0) + \text{sgn}(2p_0 + q_0)) \times \int dp_x \int dq_x \frac{2w(p_x + q_x) + (3vk_x - k_y)}{4(p_0 + q_0)^2 + (2w(p_x + q_x) + (3vk_x - k_y))^2} \frac{1}{|p_0| + |p_x|} \frac{1}{|q_0| + |q_x|}. \quad (\text{S14})$$

We single out the factor of $(3vk_x - k_y)$ by rescaling $(p_0, p_x, q_0, q_x) \rightarrow |3vk_x - k_y|(p_0, p_x, q_0, q_x)$. To perform the p_x and q_x integrals, we introduce variables $a = \frac{1}{2}(p_x + q_x), b = \frac{1}{2}(p_x - q_x)$. After the straightforward integration over b , we rescale $a \rightarrow \frac{a}{w}$ to obtain

$$\Sigma^{2L(1)}(0, \vec{k}) = -\frac{3v^2}{2^7 \pi^2 c^2} i \gamma_1 (3vk_x - k_y) \int dp_0 \int dq_0 (\text{sgn}(p_0) + \text{sgn}(p_0 + q_0)) (\text{sgn}(q_0) + \text{sgn}(2p_0 + q_0)) \int da \frac{4a + 1}{4(p_0 + q_0)^2 + (4a + 1)^2} \times \left(\frac{\log\left(\frac{(2|a|+w|p_0|)(2|a|+w|q_0|)}{w^2|p_0||q_0|}\right)}{2|a| + w(|p_0| + |q_0|)} - \frac{\log\left(\frac{w|q_0|}{2|a|+w|p_0|}\right)}{2|a| + w(|p_0| - |q_0|)} - \frac{\log\left(\frac{w|p_0|}{2|a|+w|q_0|}\right)}{2|a| - w(|p_0| - |q_0|)} \right), \quad (\text{S15})$$

where the frequency integrations are understood to have a UV cut-off, $\Lambda'_3 = \frac{\Lambda}{|3vk_x - k_y|}$ in the rescaled variable. In the small w limit, the a integration diverges as $(\log(w))^2$. The sub-leading terms are suppressed compared to the one-loop diagram, and we drop them in the small w limit. The remaining frequency integrations are logarithmically divergent in the UV cut-off,

$$\Sigma^{2L(1)}(0, \vec{k}) = -i \gamma_1 \frac{3}{32\pi^2} \left(\frac{v}{c} \log \frac{c}{v} \right)^2 \log \left(\frac{\Lambda}{|3vk_x - k_y|} \right) (3vk_x - k_y). \quad (\text{S16})$$

This is of the same order as Eq. (S12) because of $\left(\frac{v}{c} \log \frac{c}{v}\right)^2 = 8v \log \frac{1}{c}$ to the leading order in v .

The vertex correction in Figure 4(b) strengthens the bare vertex, and the two-loop self-energy has the same sign as the one-loop self-energy. In particular, both the one-loop and two-loop quantum corrections enhance nesting, and drive v to a smaller value at low energies. To remove the cut-off dependences of Eq. (S12) and Eq. (S16) in the quantum effective action, we add the counter term

$$\sum_{\sigma=\uparrow,\downarrow} \int dk \bar{\Psi}_{1,\sigma}(k) (i\gamma_1(Z_{2,1}vk_x + Z_{3,1}k_y)) \Psi_{1,\sigma}(k) \quad (\text{S17})$$

with

$$\begin{aligned} Z_{2,1} &= \frac{15}{4\pi^2} v \log\left(\frac{1}{c}\right) \log\left(\frac{\Lambda}{\mu}\right), \\ Z_{3,1} &= -\frac{9}{4\pi^2} v \log\left(\frac{1}{c}\right) \log\left(\frac{\Lambda}{\mu}\right). \end{aligned} \quad (\text{S18})$$

Counter terms for $n = 2, 3, 4$ are fixed by the four-fold rotational symmetry.

3. Vertex correction

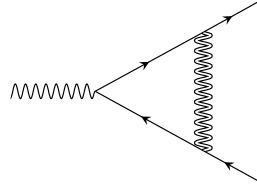


FIG. S5: The one-loop diagram for the vertex correction.

The one-loop vertex correction in Fig. S5 is given by

$$\Gamma^{1L}(k, q) = \frac{\pi v}{2} \int dp \gamma_1 G_n^{(0)}(p + k + q) \gamma_1 G_n^{(0)}(p + k) \gamma_1 D(p). \quad (\text{S19})$$

We set all external momenta to zero except for k_0 , which plays the role of an IR regulator. For $n = 1$, it is convenient to rescale $(p_0, p_x, p_y) \rightarrow |k_0|(p_0, p_x/c, p_y)$. The p_0 integration gives

$$\Gamma^{1L(1)}(k_0) = \frac{\pi v}{2c} \gamma_1 \frac{1}{(2\pi)^3} \int_{-\Lambda_0}^{\Lambda_0} dp_y \int dp_x$$

$$\begin{aligned}
& \left\{ \begin{aligned} & [((p_y - wp_x)(p_y + wp_x)^3 + (-1 + (|p_x| + c|p_y|)^2)^2) (1 + (p_y - wp_x)^2 + (|p_x| + c|p_y|)^2) + \\ & (p_y - wp_x)(p_y + wp_x) (1 + 6(|p_x| + c|p_y|)^2 + (|p_x| + c|p_y|)^4 + (p_y - wp_x)^2(1 + (|p_x| + c|p_y|)^2)) \\ & + (p_y + wp_x)^2 ((-1 + (|p_x| + c|p_y|)^2)^2 + (p_y - wp_x)^2(1 + (|p_x| + c|p_y|)^2))] \log(|p_x| + c|p_y|) \end{aligned} \right\} \\
& \frac{-\frac{1}{2} \left\{ \begin{aligned} & ((p_y - wp_x)^2 + (-1 + |p_x| + c|p_y|)^2) ((p_y + wp_x)^2 + (-1 + |p_x| + c|p_y|)^2) \\ & \times ((p_y - wp_x)^2 + (1 + |p_x| + c|p_y|)^2) ((p_y + wp_x)^2 + (1 + |p_x| + c|p_y|)^2) \end{aligned} \right\}}{2p_y ((p_y + wp_x)^2 + (-1 + |p_x| + c|p_y|)^2) ((p_y + wp_x)^2 + (1 + |p_x| + c|p_y|)^2)} \\
& \left\{ \begin{aligned} & 2 \operatorname{arccot}(p_y + wp_x) (1 + (p_y + wp_x)^2 - (|p_x| + c|p_y|)^2) \\ & + (p_y + wp_x) \log(1 + (p_y + wp_x)^2(1 + (p_y + wp_x)^2 + (|p_x| + c|p_y|)^2)) \\ & + \pi \operatorname{sgn}(p_y + wp_x)(|p_x| + c|p_y|)(-1 + (p_y + wp_x)^2 + (|p_x| + c|p_y|)^2) \end{aligned} \right\} \\
& + \frac{\left\{ \begin{aligned} & 2 \operatorname{arccot}(p_y - wp_x) (1 + (p_y - wp_x)^2 - (|p_x| + c|p_y|)^2) \\ & + (p_y - wp_x) \log(1 + (p_y - wp_x)^2(1 + (p_y - wp_x)^2 + (|p_x| + c|p_y|)^2)) \\ & + \pi \operatorname{sgn}(p_y - wp_x)(|p_x| + c|p_y|)(-1 + (p_y - wp_x)^2 + (|p_x| + c|p_y|)^2) \end{aligned} \right\}}{2p_y ((p_y - wp_x)^2 + (-1 + |p_x| + c|p_y|)^2) ((p_y - wp_x)^2 + (1 + |p_x| + c|p_y|)^2)},
\end{aligned}$$

where the rescaled cut-off for p_y is $\Lambda_0 = \frac{\Lambda}{|k_0|}$. After the \vec{p} integration, the logarithmically divergent contribution is obtained to be

$$\Gamma^{1L(1)}(k_0) = \frac{1}{4\pi} \frac{v}{c} \log\left(\frac{c}{v}\right) \log\left(\frac{\Lambda}{|k_0|}\right) \gamma_1 \quad (\text{S20})$$

in the small v limit. The vertex corrections for different n are the same. The counter term for the vertex becomes

$$Z_{6,1} i \sqrt{\frac{\pi v}{2}} \sum_{n=1}^4 \sum_{\sigma, \sigma'=\uparrow, \downarrow} \int dk \int dq \bar{\Psi}_{n,\sigma}(k+q) \Phi_{\sigma,\sigma'}(q) \gamma_1 \Psi_{\bar{n},\sigma'}(k) \quad (\text{S21})$$

with

$$Z_{6,1} = -\frac{1}{4\pi} \frac{v}{c} \log\left(\frac{c}{v}\right) \log\left(\frac{\Lambda}{\mu}\right). \quad (\text{S22})$$

We explicitly check that two-loop vertex corrections are sub-leading in v , in agreement with Eq. (7).

4. The beta function for v

The counter terms in Eqs. (S5), (S17), (S21) are added to the action in Eq. (3) to obtain the bare action,

$$\begin{aligned} \mathcal{S}_B = & \sum_{n=1}^4 \sum_{\sigma=\uparrow,\downarrow} \int dk \bar{\Psi}_{n,\sigma}(k) \left[iZ_1 \gamma_0 k_0 + i\gamma_1 \varepsilon_n^B(\vec{k}) \right] \Psi_{n,\sigma}(k) \\ & + iZ_6 \sqrt{\frac{\pi v}{2}} \sum_{n=1}^4 \sum_{\sigma,\sigma'} \int dk dq \left[\bar{\Psi}_{n,\sigma}(k+q) \Phi_{\sigma,\sigma'}(q) \gamma_1 \Psi_{n,\sigma'}(k) \right], \end{aligned} \quad (\text{S23})$$

where $\varepsilon_1^B(\vec{k}) = Z_2 v k_x + Z_3 k_y$, $\varepsilon_2^B(\vec{k}) = -Z_3 k_x + Z_2 v k_y$, $\varepsilon_3^B(\vec{k}) = Z_2 v k_x - Z_3 k_y$, $\varepsilon_4^B(\vec{k}) = Z_3 k_x + Z_2 v k_y$. Here $Z_n = 1 + Z_{n,1}$ is given in Eqs. (S6), (S18) and (S22). The bare action generates the physical quantum effective action which is expressed solely in terms of the renormalized coupling v measured at an energy scale μ . The relationship between the renormalized and bare quantities is given by

$$k_{x,B} = k_x; \quad k_{y,B} = k_y; \quad k_{0,B} = \frac{Z_1}{Z_3} k_0; \quad v_B = \frac{Z_2}{Z_3} v; \quad \Psi_B(k_B) = \frac{Z_3}{Z_1^{\frac{1}{2}}} \Psi(k); \quad \Phi_B(k_B) = \frac{Z_3^{\frac{1}{2}} Z_6}{Z_1 Z_2^{\frac{1}{2}}} \Phi(k). \quad (\text{S24})$$

The beta function for v is obtained by requiring that the bare coupling v_B does not depend on μ ,

$$\left(Z_2 Z_3 + v \left(\frac{\partial Z_2}{\partial v} Z_3 - Z_2 \frac{\partial Z_3}{\partial v} \right) \right) \beta_v + v \left(\frac{\partial Z_2}{\partial \log \mu} Z_3 - Z_2 \frac{\partial Z_3}{\partial \log \mu} \right) = 0. \quad (\text{S25})$$

This gives the beta function which describes the flow of v under the change of the scale μ ,

$$\frac{dv}{d \log \mu} = \frac{6}{\pi^2} v^2 \log \left[4 \left(\frac{1}{v \log 1/v} \right)^{\frac{1}{2}} \right] \quad (\text{S26})$$

to the leading order in v . Introducing a logarithmic scale $\ell = -\log \mu$, the beta function can be rewritten as $\frac{dv}{d\ell} = \frac{3}{\pi^2} v^2 \log v$ up to $\log \log v$. The solution is given by

$$Ei[\log 1/v(\ell)] = Ei[\log 1/v(0)] + \frac{3}{\pi^2} \ell, \quad (\text{S27})$$

where $Ei(x)$ is the exponential integral function, which goes as $Ei(x) = e^x \left[\frac{1}{x} + O(1/x^2) \right]$ in the large x limit. Therefore, v flows to zero as

$$v(\ell) = \frac{\pi^2}{3} \frac{1}{\ell \log \ell} \quad (\text{S28})$$

in the large ℓ limit. For sufficiently large ℓ , $v(\ell)$ decays to zero in a manner which is independent of its initial value. The velocity of the collective mode flows to zero at a slower rate,

$$c(\ell) = \frac{\pi}{4\sqrt{3}} \frac{1}{\sqrt{\ell}}, \quad (\text{S29})$$

and the ratio $w = v/c$ flows to zero as

$$w(\ell) = \frac{4\pi}{\sqrt{3}} \frac{1}{\sqrt{\ell} \log \ell}. \quad (\text{S30})$$

Similarly, the multiplicative renormalization for the frequency and fields in Eq. (S24) generates the deviation of the dynamical critical exponent from one and the anomalous dimensions for the fields,

$$\eta_\phi = \frac{d}{d \log \mu} \log \left(\frac{Z_3^{\frac{1}{2}} Z_6}{Z_1 Z_2^{\frac{1}{2}}} \right), \quad (\text{S31})$$

$$\eta_\psi = \frac{d}{d \log \mu} \log \left(\frac{Z_3}{Z_1^{\frac{1}{2}}} \right), \quad (\text{S32})$$

$$z = 1 + \frac{d}{d \log \mu} \log \left(\frac{Z_1}{Z_3} \right) \quad (\text{S33})$$

which reduce to the expressions in Eqs. (13) to the leading order in v .

Appendix D: Derivation of the scaling forms for physical observables

In this section, we derive the expressions for the Green's functions and the specific heat in Eqs. (14), (16) and (18).

1. The Green's function

We derive the form of the electron Green's function near hot spot 1+. The Green's functions for all other hot spots are determined from that of 1+ by symmetry. The Green's function satisfies the renormalization group equation,

$$\left[\frac{1 - 2\eta_\psi - (z - 1)}{z} + k_0 \frac{\partial}{\partial k_0} + \frac{1}{z} \vec{k} \cdot \frac{\partial}{\partial \vec{k}} - \frac{\beta_v}{z} \frac{\partial}{\partial v} \right] G_{1+}(k_0, \vec{k}; v) = 0. \quad (\text{S1})$$

The solution becomes

$$G_{1+}(k_0, \vec{k}; v) = e^{\int_0^l \frac{1 - 2\eta_\psi(v(l')) - [z(v(l')) - 1]}{z(v(l'))} dl'} G_{1+} \left(e^l k_0, e^{\int_0^l \frac{1}{z(v(l'))} dl'} \vec{k}; v(l) \right), \quad (\text{S2})$$

where $v(l)$ satisfies $\frac{dv(l)}{dl} = -\frac{\beta_v}{z(v)}$ with the initial condition $v(0) = v$, and $z(v)$ and $\eta_\psi(v)$ depend on l through $v(l)$. We write $\frac{1-2\eta_\psi-(z-1)}{z} = \frac{1}{z} - 2\tilde{\eta}_\psi$, where $\tilde{\eta}_\psi = \frac{1}{2} \frac{\partial \log Z_3}{\partial \log \mu}$ to the leading order in v . Although $\tilde{\eta}_\psi$ is sub-leading compared to $1/z$, we keep it because only $\tilde{\eta}_\psi$ contributes to the net anomalous dimension of the propagator. From Eqs. (S28)-(S30), one obtains the solution to the scaling equation,

$$G_{1+}(k_0, \vec{k}; v) = \exp \left(l - 2\sqrt{3} \frac{\sqrt{l}}{\log(l)} - \frac{3}{8} \log l \right) G_{1+} \left(e^l k_0, \exp \left(l - 2\sqrt{3} \frac{\sqrt{l}}{\log(l)} \right) \vec{k}, \frac{\pi^2}{3} \frac{1}{l \log(l)} \right) \quad (\text{S3})$$

in the large l limit. We choose $l = \log(1/k_0)$ and take the small $k_0 > 0$ limit with $\exp \left(l - 2\sqrt{3} \frac{\sqrt{l}}{\log(l)} \right) \vec{k} \sim 1$. By using the fact that the Green's function is given by $G_{1+}(k_0, \vec{k}; v) = (ik_0 + vk_x + k_y)^{-1}$ in the small v limit, we readily obtain

$$G_{1+}(k_0, \vec{k}; v) = \frac{1}{F_\psi(k_0) \left[ik_0 F_z(k_0) + \left(\frac{\pi^2}{3} \frac{1}{\log \frac{1}{k_0}} \frac{k_x}{\log \log \frac{1}{k_0}} + k_y \right) \right]} \quad (\text{S4})$$

in the low-energy limit with fixed $\frac{\vec{k}}{k_0 F_z(k_0)}$, where $F_\psi(k_0) = \left(\log \frac{1}{k_0} \right)^{\frac{3}{8}}$ and $F_z(k_0) = e^{2\sqrt{3} \frac{(\log \frac{1}{k_0})^{1/2}}{\log \log \frac{1}{k_0}}}$. The analytic continuation to the real frequency gives Eq. (14).

Similarly, the Green's function of the boson satisfies

$$\left[\frac{1 - 2\eta_\phi - (z - 1)}{z} + q_0 \frac{\partial}{\partial q_0} + \frac{1}{z} \vec{q} \cdot \frac{\partial}{\partial \vec{q}} - \frac{\beta_c}{z} \frac{\partial}{\partial c} \right] D(q_0, \vec{q}; c) = 0, \quad (\text{S5})$$

where $\beta_c = \frac{dc}{d \ln \mu}$. Here we view the boson propagator as a function of c instead of v because it depends on v only through c to the leading order. However, this does not affect any physical observable since in the end there is only one independent parameter. The solution to the scaling equation takes the form,

$$D(q_0, \vec{q}; c) = \exp \left(l - \frac{2\sqrt{l}}{\sqrt{3}} - 2\sqrt{3} \frac{\sqrt{l}}{\log l} \right) D \left(e^l q_0, \exp \left(l - 2\sqrt{3} \frac{\sqrt{l}}{\log(l)} \right) \vec{q}, \frac{\pi}{4\sqrt{3}} \frac{1}{\sqrt{l}} \right). \quad (\text{S6})$$

By choosing $l = \log(1/q_0)$ and using the fact that the boson propagator is given by Eq. (5) in the limit of small v and c , we obtain

$$D(q_0, \vec{q}) = \frac{1}{F_\phi(q_0) \left(|q_0| F_z(q_0) + \frac{\pi}{4\sqrt{3}} \frac{|q_x| + |q_y|}{\left(\log \frac{1}{q_0} \right)^{1/2}} \right)} \quad (\text{S7})$$

in the low-energy limit with fixed $\frac{\vec{q}}{q_0 F_z(q_0)}$. Here $F_\phi(q_0) \equiv e^{\frac{2}{\sqrt{3}}(\log \frac{1}{q_0})^{1/2}}$ is a universal function which describes the contribution from the boson anomalous dimension. The analytic continuation gives the retarded correlation function in Eq. (16).

2. Free energy

Here we compute the leading contribution to the free energy which is generated from the quadratic action of the dressed boson,

$$f_B(T) = \int \frac{d\vec{k}}{(2\pi)^2} f_B(\vec{k}, T), \quad (\text{S8})$$

where $f_B(\vec{k}, T)$ is the contribution from the mode with momentum \vec{k} ,

$$f_B(\vec{k}, T) = \frac{3}{2} \left(T \sum_{\omega_m} - \int \frac{d\omega_m}{2\pi} \right) \log \left[|\omega_m| + \varepsilon(\vec{k}) \right] \quad (\text{S9})$$

with $\varepsilon(\vec{k}) = c(|k_x| + |k_y|)$ and $\omega_m = 2\pi T m$. The thermal mass is ignored because it is higher order in v , and the temperature independent ground state energy is subtracted.

Using the identity $\log a = -\int_0^\infty \frac{dx}{x} (e^{-xa} - e^{-x})$, we write the free energy per mode as

$$f_B(\vec{k}, T) = -\frac{3}{2} \left(T \sum_{\omega_m} - \int \frac{d\omega_m}{2\pi} \right) \int_0^\infty \frac{dx}{x} \left(e^{-x(|\omega_m| + \varepsilon(\vec{k}))} - e^{-x} \right). \quad (\text{S10})$$

The summation over the Matsubara frequency results in

$$f_B(\vec{k}, T) = -\frac{3T}{2} \int_0^\infty \frac{dx}{x} \left(\coth(\pi T x) - \frac{1}{\pi T x} \right) e^{-x\varepsilon(\vec{k})}. \quad (\text{S11})$$

For $\varepsilon(\vec{k}) \gg T$, the free energy is suppressed only algebraically,

$$f_B(\vec{k}, T) = -\frac{\pi}{2} \frac{T^2}{\varepsilon(\vec{k})} \left(1 + O(T/\varepsilon(\vec{k})) \right). \quad (\text{S12})$$

This is in contrast to the non-interacting boson, whose contribution is exponentially suppressed at large momenta. Due to the relatively large contribution from high momentum modes, the bosonic free energy becomes unbounded without a UV cut-off. This leads to a violation of hyperscaling.

$$f_B(T) \sim -\frac{T^2 \tilde{\Lambda}}{c}, \quad (\text{S13})$$

where $\tilde{\Lambda}$ is a UV cut-off associated with irrelevant terms.

Eq. (S13) is obtained without including the renormalization of the velocity and anomalous dimensions in Eq. (13), which alter the scaling at intermediate energy scales. In order to take those into account, we consider the scaling equation for f_B ,

$$\left[\left(1 + \frac{2}{z} \right) - T \frac{\partial}{\partial T} + \frac{\beta_c}{z} \frac{\partial}{\partial c} - \frac{\tilde{\Lambda}}{z} \frac{\partial}{\partial \tilde{\Lambda}} \right] f_B(T, c, \tilde{\Lambda}) = 0. \quad (\text{S14})$$

The solution takes the form,

$$f_B(T, c, \tilde{\Lambda}) = e^{-\int_0^l dl' \left(1 + \frac{2}{z(l')} \right)} f_B \left(e^l T, c(l), e^{\int_0^l \frac{dl'}{z(l')}} \tilde{\Lambda} \right), \quad (\text{S15})$$

where $c(l)$ satisfies $\frac{dc(l)}{dl} = -\frac{\beta_c}{z(c)}$ with the initial condition $c(0) = c$. In the large l limit, $z \approx 1$ and $c(l)$ is given by Eq. (S29). By choosing $l = \log 1/T$ and using the fact that f_B is linearly proportional to $\tilde{\Lambda}$ and $1/c$, we obtain

$$f_B \sim \tilde{\Lambda} T^2 F_z(T) (\log 1/T)^{1/2}. \quad (\text{S16})$$

This is the dominant term at low temperatures because the contribution of free electrons away from the hot spots only goes as T^2 . The contributions from vertex corrections are sub-leading in v . Therefore, the specific heat in the low temperature limit is given by Eq. (18).