

Revisiting nested group testing procedures: new results, comparisons, and robustness

Yaakov Malinovsky *

Department of Mathematics and Statistics

University of Maryland, Baltimore County, Baltimore, MD 21250, USA

and

Paul S. Albert[†]

Biostatistics and Bioinformatics Branch

Division of Intramural Population Health Research

Eunice Kennedy Shriver National Institute of Child Health

and Human Development, Bethesda, MD 20892, USA

December 5, 2018

Abstract

Group testing has its origin in the identification of syphilis in the US army during World War II. Much of the theoretical framework of group testing was developed starting in the late 1950's, with continued work into the 1990's. Recently, with the advent of new laboratory and genetic technologies, there has been increasing attention to group testing applications for cost savings. In this paper, we compare different nested designs, including Dorfman, Sterrett, and an optimal nested procedure obtained through dynamic programming. To elucidate these comparisons, we develop closed form expressions for the optimal Sterrett procedure and provide a concise review of the prior literature for other commonly used procedures. We consider designs where p is known as well as investigate the robustness of these procedures when p is incorrectly assumed. This article provides a technical presentation that will be of interest to researchers as well as from a pedagogical perspective.

Keywords: Coding theory; Information theory; Optimal design.

*Corresponding author

[†]The work was supported by the *Eunice Kennedy Shriver* National Institute of Child Health and Human Development intramural program.

1 Introduction

The purpose of this article is to provide a theoretical framework for comparing commonly used designs for group testing. This article provides a broad perspective on the field, solves some open problems, and presents problems that are yet unsolved. This framework provides the tools for comparing different group testing procedures under correctly and incorrectly specified parameters. In this article, we compare both simple sequential procedures and a more general class of sequential algorithms that are adaptive in nature.

Group testing (GT) procedures are cost, and time-saving identification procedures which have broad applications to blood screening for HIV and other infectious diseases, quality control, computational biology, DNA screening, and multiaccess communications, among others. We do not present here the references related to these applications of GT procedures; these are presented in the recent work by Malinovsky and Albert (2015).

We begin by introducing the Dorfman blood testing problem (Feller (1950), page 189), the first application of a GT procedure.

Dorfman procedure: procedure D

The motivation was the need to administer syphilis tests to millions of persons drafted into the U.S. army during World War II. The test for syphilis was a blood test called the Wassermann test (Wassermann *et al.*, 1906). A nice description is given by Feller (1950): “A large number, N , of people are subject to a blood test. This can be administered in two ways. (i) Each person tested separately. In this case N tests are required. (ii) The blood samples of k people can be pooled and analyzed together. If the test is negative, this one test suffices for the k people. If the test is positive, each of the k persons must be tested separately, and in all $k + 1$ tests are required for the k people. Assume the probability p that the test is positive is the same for all and that people are stochastically independent.” Procedure (ii) is commonly referred to as the Dorfman two-stage group testing procedure (procedure D). The D -design is the first use of a group testing procedure (Dorfman, 1943).

Dorfman’s two-stage GT procedure belongs to the nested class of GT procedures, which we will define later. The performance of any GT procedure will be evaluated with respect to the expected number of tests. We call a GT procedure *optimal* within a particular class

of procedures if it has the minimal expected number of tests within that class. Although the D procedure is not optimal, it has broad application due to its simplicity.

There is a logical inconsistency in the D procedure. It is clear that any “reasonable” group testing plan should satisfy the following property: “A test is not performed if its outcome can be inferred from previous test results” (Ungar (1960), page 50). The D procedure does not satisfy this property, since if the group is positive and all but the last person are negative, the last person is still tested. The modified Dorfman procedure (Sobel and Groll, 1959) (defined as D') would not test the last individual in this case. Even though this improvement is small with respect to the expected number of tests, it has a large impact on optimal design, as we will show in this article.

Sterrett procedure: procedure S

Sterrett (1957) suggested an improvement of the D' procedure in the following way. If in the first stage of the procedure D' the group is infected, then in the second stage individuals are tested one-by-one until the first infected individual is identified. Then, the first stage of procedure D' is applied to the remaining (non-identified) individuals. The procedure is repeated until all individuals are identified.

It is intuitively clear that if p is small, then the probability that two or more subgroups are positive is very small, demonstrating a clear advantage of procedure S over D' .

All three of the above GT procedures were designed for the binomial group testing problem, where a set of N individuals have to be classified either as infected or not under assumptions that each individual have the same probability p of being infected and the outcomes of different individuals are independent. In the group testing literature such a set is called the *binomial set* (Sobel and Groll (1959)). There are only a few fundamental results in binomial group testing that provide insights on the structure of $E(N, p)$, the minimum expected number of tests, which generally is not known. Ungar (1960) characterized the optimality of any group testing algorithm and proved that if $p \geq p_U = (3 - 5^{1/2})/2 \approx 0.38$, then there does not exist an algorithm that is better than individual one-by-one testing,

i.e.

$$E(N, p) = N, \quad \text{for } p \geq p_U.$$

We will refer to this result many times and discuss it more detail in Appendix G. From now on, we will refer to p_U as Ungar's universal cut-off point (UCP). Another important result is due to Yao and Hwang (1988), who showed that $E(N, p)$ is increasing in p for $0 < p < p_U$ and $N \geq 2$.

A nested algorithm has the property that if the infected subset I is identified, the next subset I_1 that we will test is a proper subset of I , i.e. $I_1 \subset I$. This natural and reasonable class of GT procedures was defined by Sobel and Groll (1959) and Sobel (1960). It is clear that the procedures D , D' , and S all belong to this class. The optimal nested algorithm is not optimal among all possible GT algorithms, but they are simple to implement due to their sequential nature. Further, the optimal nested algorithm is nearly optimal over all algorithms (Sobel, 1960, 1967).

We consider the cases of the finite and infinite populations. In the GT literature, the infinite population means that we are looking for an optimal group size $k_A^*(p)$ under a particular procedure A which minimizes the number of tests per person. In contrast, the finite population optimality under a particular procedure A means that we are looking for an optimal partition of the finite population under which the expected total number of tests is minimal.

This article is organized as follows. In Section 2.1, we present the expected number of tests per person under procedures D , D' , and S . A new short proof for the expected number of tests under procedure S is obtained. In Section 2.3.1 we present the optimization problem under procedure D' for the infinite population. Along with presenting previously known optimality results for procedure D' , we give a new conjecture (which will be verified empirically) providing the closed-form expression for an optimal group size. Section 2.3.2 presents the optimization problem under procedure S for an infinite population. We derive a new optimality result for procedure S . In Section 2.4, we present an optimal partition (discussed above) of the finite population under procedures D' and S . Along with presenting previously known results for procedure D' , we present new optimality results for procedure S . In Section 3, we present the optimal nested procedure that can be found

(even for a very large population size) with dynamic programming. Implementation of this procedure is more complicated than implementation of the procedures D' , S , but the performance is significantly better. Section 4 investigates the robustness of an optimum nested procedure versus D' and S in the case where the only available information is an upper bound of parameter p . The proof of key optimality results are presented in Appendices B to E. Appendices F to I provide theoretical results to support other results stated in this article.

2 Dorfman vs Sterrett (D' vs S)

In this section we will compare two simple procedures that are practically useful for the case of infinite and finite populations. As we mentioned already, the objective function for comparing GT algorithms is based on the expected number of tests per person in an infinite population and the total expected number of tests in the finite population. In order to make these comparisons, we need to present some known results as well as develop new theoretical results.

2.1 Expected number of tests

We will denote the expected number of tests per person under procedure A as $E_A(k, p)$. Under the binomial group testing model (see Section 1), we have the following characteristics under the D , D' , and S procedures.

Procedure D

For $k \geq 2$ the total number of tests is 1 with probability q^k and $k + 1$ with probability $1 - q^k$. Therefore,

$$E_D(k, p) = \begin{cases} 1 - q^k + \frac{1}{k} & \text{for } k \geq 2 \\ 1 & \text{for } k = 1. \end{cases} \quad (1)$$

Procedure D'

For $k \geq 2$ the total number of tests is 1 with probability q^k , k with probability $q^{k-1}(1 - q)$,

and $k + 1$ with probability $1 - q^k - q^{k-1}(1 - q) = 1 - q^{k-1}$. Therefore,

$$E_{D'}(k, p) = 1 - q^k + 1/k - (1/k)(1 - q)q^{k-1} \quad \text{for } k \geq 1. \quad (2)$$

It is easy to check that $E_{D'}(1, p) = 1$, and that $E_{D'}(k, p) < E_D(k, p)$.

Procedure S

Sterrett (1957) provided an expression for $E_S(k, p)$ in terms of a finite sum of terms for which each element involves a binomial coefficient, and the resulting expression is very complex. In fact this finite sum has a simple closed-form expression. Sobel and Groll (1959) provided this closed-form expression for $E_S(k, p)$ as a consequence of the general recursive equations. We prove this result (below) with alternative short arguments (Appendix A).

Result 1.

$$E_S(k, p) = \frac{1}{k} \left[2k - (k - 2)q - \frac{1 - q^{k+1}}{1 - q} \right] \quad \text{for } k \geq 1. \quad (3)$$

It is easy to check that $E_S(1, p) = 1$.

2.2 Optimal Design

For an infinite populations our goal is to find the optimal group size $k_A^*(p)$ for a given procedure A . This subsection provides an up-to-date review about $k_A^*(p)$ and an optimal partition for the procedures D, D' , and S (for the finite and infinite population cases). In the original work of Dorfman (1943), there is no close form solution for $k_D^*(p)$, only numerical evaluations (his Table I, with at least one incorrect value). The closed-form solution for $k_D^*(p)$ was given by Samuels (1978). For the finite population case (of size N), the solution for procedure D' obtained by dynamic programming (with computational cost $O(N^2)$) was provided by Pfeifer and Enis (1978), and a closed-form solution was obtained by Gilstein (1985). Sterrett (1957) failed to provide the closed-form expression for $E_S(k, p)$ but instead provided a large sample (infinite population) approximation. As a consequence, there are some inaccurate results in his Table I.

In the remainder of this section, we present results needed for a careful comparison of the D, D' , and S procedures.

2.3 Infinite population case

The difficulty in developing a closed-form expression for $k_A^* = k_A^*(p)$ lies in the discreteness of the problem. Also, equations (1) and (2) are not unimodal as a function of k for a given p . For the procedure D , Samuels (1978) solved this optimization problem and showed that if $p < p_D = 1 - 1/3^{1/3} \approx 0.31$ then k_D^* is equal to $1 + \lceil p^{-1/2} \rceil$ or $2 + \lceil p^{-1/2} \rceil$; otherwise $k_D^* = 1$. From his results it follows that

$$E_D(N, p) = 1, \quad \text{for } p \geq p_D,$$

and the applicability of the D procedure is limited by p_D . Interestingly, as we will show in Appendix G, the procedures D' and S achieve the same upper applicability bound (UCP) p_U .

2.3.1 Procedure D'

Procedure D' was mentioned by Sobel and Groll (1959) and investigated in detail by Pfeifer and Enis (1978). They did not provide the closed-form solution for $k_{D'}^*$, but provided the following result, which immediately led to the solution.

Lemma 2 in Pfeifer and Enis (1978):

Let $q \in (\frac{\sqrt{5}-1}{2}, 1)$. Then (as a function of the continuous variable k) $E_{D'}(k, p)$ has an absolute minimum which is at the smallest zero of $E_{D'}'(k, p) = \frac{\partial E_{D'}(k, p)}{\partial k}$. This zero is unique in that portion of the domain of $E_{D'}$ for which $E_{D'}(k, p) < 1$.

From the above lemma it follows that the optimal value $k_{D'}^*$ is the smallest k value which satisfies:

$$E_{D'}(k, p) \leq E_{D'}(k-1, p) \quad \text{and} \quad E_{D'}(k, p) < E_{D'}(k+1, p). \quad (4)$$

Therefore, we have to sequentially check the above inequalities for $k = 2, 3, \dots$ in order to find this smallest value of k .

It is clear from above inequalities that there are non-unique solution for some q -values, (i.e., there are two solutions for the q -values where $E_{D'}(k, p) = E_{D'}(k-1, p)$).

The following new result and conjecture establish the closed-form solution for optimal group size under procedure D' .

Result 2. *For $p < 1 - 1/3^{1/3}$, $k_{D'}^* \leq k_D^*$.*

For the proof of Result 2 please see Appendix B.

In Pfeifer and Enis (1978), it was stated that there is no closed-form expression for the optimal group size $k_{D'}^*(p)$. Although we cannot prove it, the following conjecture is empirically verified (it can easily be checked using our Table 1 and Table 1 in Pfeifer and Enis (1978)).

Conjecture 1. *For the values of $0 < p < p_U = \frac{3-\sqrt{5}}{2}$, $k_{D'}^*$ equals to $\lfloor p^{-1/2} \rfloor$ or $\lceil p^{-1/2} \rceil$.*

p	D		D'		S	
	k_D^*	$100E_D$	$k_{D'}^*$	$100E_{D'}$	k_S^*	$100E_S$
0.001	32	6.2759	32	6.2729	45	4.5844
0.003	19	10.812	19	10.797	26	8.0736
0.005	15	13.91	15	13.879	21	10.535
0.007	12	16.417	12	16.363	17	12.571
0.01	11	19.557	10	19.47	15	15.172
0.02	8	27.424	8	27.207	11	21.962
0.03	6	33.369	6	32.94	9	27.305
0.04	6	38.391	5	37.783	8	31.917
0.05	5	42.622	5	41.807	7	35.977
0.06	5	46.61	5	45.673	6	39.688
0.07	4	50.195	4	48.787	6	43.167
0.08	4	53.361	4	51.803	5	46.389
0.09	4	56.425	4	54.73	5	49.371
0.10	4	59.39	4	57.567	5	52.288
0.11	4	62.258	3	59.932	4	55.138
0.12	4	65.03	3	62.089	4	57.611
0.13	3	67.483	3	64.203	4	60.042
0.14	3	69.728	3	66.276	4	62.433
0.15	3	71.921	3	68.308	4	64.784
0.20	3	82.133	3	77.867	3	74.933
0.23	3	87.68	2	81.855	3	80.352
0.25	3	91.146	2	84.375	3	83.854
0.26	3	92.811	2	85.62	3	85.573
0.27	3	94.432	2	86.855	2	86.855
0.30	3	99.033	2	90.5	2	90.5
0.32	1	100	2	92.88	2	92.88
0.35	1	100	2	96.375	2	96.375
0.38	1	100	2	99.78	2	99.78

Table 1: The minimal (optimal) expected number of tests per 100 individuals for the procedures D , D' , and S .

2.3.2 Procedure S

The following new result provides a way to find the optimal group size under procedure S .

Result 3. *Let $q \in \left(\frac{\sqrt{5}-1}{2}, 1\right)$. Then (as a function of continuous variable k , $k \geq 1$) $E_S(k, p)$ has an absolute minimum at the unique zero of $E'_S(k, p)$.*

For the proof of Result 3, please see Appendix C.

From Result 3, it follows that the optimal value $k_S^*(p)$ is equal to $\lceil l \rceil$ or $\lfloor l \rfloor$, where $E'_S(l, p) = 0$. Alternatively, if we wish to avoid the solving of the non-linear equation $E'_S(l, p) = 0$, we can find the optimal k_S^* in the same manner as under procedure D' using (4). Finding the explicit closed-form expression for $k_S^*(p)$ is a difficult problem that deserves future investigation.

2.3.3 A comparison of procedures D , D' , and S

Table 1 shows a detailed comparison of the optimal group size and the corresponding total expected number of tests per 100 for the procedures D , D' , and S as a function of p . In particular, for large p , the D' procedure has an impressive efficiency gain over procedure D . Although the procedure S is uniformly better than D' for all p , for small values of p , the procedure S is substantial better than D' . Sterrett (1957) provided a similar comparison for the procedures D and S . However, he only used the large sample approximations for the optimal group size and expected number of tests.

2.4 Finite population case: procedures D' and S

Until now we have discussed the infinite population case, where for a given procedure $A = D', S$, we find the value k which minimizes the expected number of tests per person, $E_A(k, p) = \frac{h_A(k)}{k}$, where $h_A(k)$ is the expected total number of tests for a group of size k and for a prevalence of p .

Generally, for a finite population of size N and a given procedure A , we have to solve the following optimization problem: find the optimal *partition* $\{n_1, \dots, n_I\}$ with $n_1 + \dots + n_I = N$ for some $I \in \{1, \dots, N\}$ such that $E_A(k, p)$ is minimal (denote $H_A(N)$), i.e. $\{n_1, \dots, n_I\}$

is a solution of the following optimization problem:

$$H_A(N) = \min_{m_1, m_2, \dots, m_J} \sum_{i=1}^J h_A(m_i), \text{ subject to, } \sum_{i=1}^J m_i = N, \quad J \in \{1, \dots, N\}. \quad (5)$$

Recall from the Introduction that for $p > p_U$, the optimum is to test one-by-one for either finite or infinite population size. Therefore, in this case $I = N$ and the optimal partition is $\{n_i = 1, i = 1, \dots, N\}$. A common method to solve (5) is dynamic programming (DP) (Bellman, 1957), where the first application of DP in group testing appeared in Sobel and Groll (1959) and that for procedure D' was presented by Pfeifer and Enis (1978). The DP algorithm can be expressed as:

$$\begin{aligned} h_A(1) &= 1, \quad H_A(0) = 0, \quad H_A(1) = 1, \\ H_A(k) &= \min_{0 \leq x \leq k-1} \{H_A(x) + h_A(k-x)\}, \quad k = 2, \dots, N. \end{aligned} \quad (6)$$

It is obvious that the computation effort of the above DP algorithm is $O(N^2)$, which makes it easy to implement, and can be computationally fast enough for even large values of N .

We can compare D' and S for finite population using this DP algorithm (6). For example, if $p = 0.05$, then the optimal group size for an infinite population under procedure D' is $k_{D'}^* = 5$ (Table 1), and the optimal partition when $N = 13$ is $\{n_1, n_2, n_3\} = \{5, 4, 4\}$ with $H_{D'}(13) = 5.489$. For the procedure S with the same $p = 0.05$, $k_S^* = 7$ (Table 1) and the optimal partition when $N = 13$ is $\{n_1, n_2\} = \{6, 7\}$ with $H_S(13) = 4.685$.

The example above illustrates some interesting features of subgroup sizes of the optimal partition. Specifically, we see that the optimal partition subgroup sizes differ at most by one unit. Lee and Sobel (1972) conjectured it as a general result for procedure D and provided insight by using the convexity (with respect to k) property of an approximation to $E_D(k, p)$. Gilstein (1985) proved this result for procedure D' . We will prove this result for procedure S .

Result 4. *Suppose we apply the group testing algorithm S for a finite population of size N for a given p . Also suppose that $N = sk_S^*(p)$, i.e. s subgroups of size k_S^* . Then the optimal partition is $\{n_i = k_S^*, i = 1, \dots, s\}$, i.e., $I = s$ and the infinite population optimal solution is the subgroup size of the optimal partition for the finite population.*

Proof. $\frac{h_S(k_S^*(p))}{k_S^*(p)} = E_S(k_S^*(p), p) \leq E_S(k, p) = \frac{h_S(k)}{k}$ for any $k = 1, 2, \dots$ implies
 $NE_S(k_S^*(p), p) = N \frac{h_S(k_S^*(p))}{k_S^*(p)} = h_S(k_S^*(p)) \frac{\sum_{i=1}^J m_i}{k_S^*(p)} = sh_S(k_S^*(p)) \leq \sum_{i=1}^J h_S(m_i, p)$
for any partition $\{m_1, \dots, m_J\}$ with $\sum_{i=1}^J m_i = N$, $J \in \{1, \dots, N\}$, which completes the proof. \square

The following result establishes a relationship among subgroups sizes for the optimal partition under procedure S .

Result 5. *Suppose we apply group testing algorithm S for a finite population of size N for a given p ($p \in (0, 1)$) and we start with some partition $\{m_1, \dots, m_J\}$. There exists a better (with respect to expected number of tests) partition $\{m'_1, \dots, m'_J\}$ with $|m'_j - m'_i| \leq 1$ for all i, j .*

Proof. The proof is based on convexity property of $h_S(x)$ with respect to x (see also discussion on the previous page) and is presented in Appendix D. \square

From Result 5 it follows that if we apply group testing algorithm S for a finite population of size N for a given p ($p \in (0, 1)$) and we start with an optimal number of subgroups I , then there exists an optimal partition containing groups whose sizes differ by at most 1.

The following result, which was conjectured for the procedures D and D' by Lee and Sobel (1972), provides a simple way to construct an optimal partition. Gilstein (1985) proved the result for D' . We prove it for procedure S .

Result 6. *Suppose we apply the group testing algorithm S for a finite population of size N for a given p ($p \in (0, 1)$). Denote a to be an optimal group size under procedure S , and $s = \lfloor \frac{N}{a} \rfloor$ (i.e., s groups of size a) and $\theta = N - sa$ (i.e., remainder $0 < \theta < a$). Then the optimal partition is one of the two following partitions.*

- (i) *Distribute the remainder θ among s groups (with initial size a) in such a way that $|n_i - n_j| \leq 1$ for all $i, j \in \{1, \dots, s\}$.*

- (ii) Build up an additional group (group $s + 1$) by taking the remainder θ and units from the above s groups (with initial size a) in such way that $|n_i - n_j| \leq 1$ for all $i, j \in \{1, \dots, s, s + 1\}$.

From Result 6 it follows that in order to find the optimal partition, we need to evaluate the total expected number of the tests in (i) and (ii) and choose the design ((i) or (ii)) that minimizes this quantity.

Result 6 provides for finding the optimum partition without any computational cost. In Appendix F (Remark 1) we provide an alternative direct implementation of Result 6.

Table 2 provides the optimum partition for the finite population case for different values of p in a similar way as in Table 1.

3 Optimal nested procedure

Nested class of algorithms (Sobel and Groll, 1959)

Define a binomial set to be a random sample of N units, each of which is defective with probability p and good with probability $q = 1 - p$. The nested procedure requires that between any two successive tests:

- (i) future tests are concerned only with units not yet classified as good or defective,
- (ii) n units not yet classified have to be separated into only (at most) two sets. One set of size $m \geq 0$, called the “defective set”, is known to contain at least one defective unit if $m \geq 1$ (it is not known which ones are defective or exactly how many there are). The other set of size $n - m \geq 0$ is called the “binomial set” because we have no knowledge about it other than the original binomial assumption. Either of these two sets can be empty in the course of experimentation; both are empty at termination.

The number of potential nested group testing algorithms is astronomical. For example, if $N = 5$, then there are 235,200 possible algorithms (Moon and Sobel, 1977). Therefore, it is impossible to directly evaluate the expected number of tests for each algorithm, making a direct computation infeasible. Sobel and Groll (1959) overcame this problem by proposing a DP algorithm that finds the optimal nested algorithm, which Sobel and Groll termed “the

procedure R_1 ". There was a large research effort to reduce the computational complexity $O(N^3)$ of the original proposed algorithm (Sobel, 1960; Kumar and Sobel, 1971; Hwang, 1976). With new theoretical results, Sobel (1960) reduced the complexity to $O(N^2)$. Further, Kumar and Sobel (1971) reduced the computation complexity by half as compared with Sobel (1960). Finally, Hwang (1976), using the results for optimal binary trees (Huffman trees, Huffman (1952)) and optimal alphabetic binary trees (Hu and Tucker, 1971), reduced the computational complexity to $O(N)$ (not including the sorting effort).

The development of the optimal nested algorithm of complexity $O(N^2)$ is presented in Appendix I. This result allows for computing the optimal total expected number of tests $H_1(N)$ (under the optimal nested procedure R_1):

$$\begin{aligned}
H_1(0) &= 0, \quad H_1(1) = 1, \\
H_1(n) &= 1 + \min_{1 \leq x \leq n} \left\{ q^x H_1(n-x) + (1-q) \left[F_1^*(x) + \sum_{i=1}^x q^{i-1} H_1(n-i) \right] \right\}, \quad n = 2, \dots, N,
\end{aligned} \tag{7}$$

$$\begin{aligned}
F_1^*(1) &= 0, \\
F_1^*(m) &= \frac{1-q^m}{1-q} + \min_{1 \leq x \leq m-1} \{ q^x F_1^*(m-x) + F_1^*(x) \}, \quad m = 2, \dots, N.
\end{aligned}$$

The formal definition of the function F_1^* can be found in Appendix I.

For example, if $p = 0.05$ and $N = 13$, then the expected number of tests under the optimum nested procedure R_1 is $H_1(13) = 3.878$. For comparison, with the same p and N values, we obtain $H_{D'}(13) = 5.489$ and $H_S(13) = 4.685$.

In Table 2, we present the expected number of tests (optimum nested procedure) per $N = 100$ individuals ($100E_1$) for different values of p . As a reference, we also present (last column of Table 2) the information lower bound (non-attainable lower bound for the expected number of tests for any group testing procedure, see Appendix H) when $N = 100$.

Appendix G shows the relationship between $H(2)$ and the construction by Ungar (1960) of the cutoff point p_U . In Appendix H, we show for $N = 2$ that the procedure R_1 is optimal among all GT procedures. Yao and Hwang (1990) proved that the pairwise testing algorithm (groups of size two) is the unique (up to the substitution of equivalent items)

optimal nested algorithm for all N if and only if $1 - \frac{1}{\sqrt{2}} < p < p_U$ (at the boundary values the pairwise testing algorithm is an optimal nested algorithm). Kumar and Sobel (1971) reduced the computational complexity of (7) by half, showing that the value x in the last equation of (7) is bounded by $m/2$.

p	D'		S		$100E_1$	$H(P)$
	optimal partition	$100E_{D'}$	optimal partition	$100E_S$		
0.001	$2 \times 33, 1 \times 34$	6.278	2×50	4.605	1.766	1.141
0.003	5×20	10.818	4×25	8.084	3.273	2.946
0.005	$5 \times 14, 2 \times 15$	13.884	5×20	10.537	4.749	4.541
0.007	$4 \times 12, 4 \times 13$	16.3669	$2 \times 16, 4 \times 17$	12.583	6.196	6.017
0.01	10×10	19.470	$5 \times 14, 2 \times 15$	15.181	8.320	8.079
0.02	$4 \times 7, 9 \times 8$	27.210	10×10	21.966	14.079	14.144
0.03	$12 \times 6, 4 \times 7$	32.993	$10 \times 9, 1 \times 10$	27.325	19.693	19.439
0.04	20×5	37.783	$4 \times 7, 9 \times 8$	31.919	24.492	24.229
0.05	20×5	41.807	$5 \times 6, 10 \times 7$	36.018	28.958	28.640
0.06	20×5	45.673	$2 \times 5, 15 \times 6$	39.742	33.067	32.744
0.07	25×4	48.787	$2 \times 5, 15 \times 6$	43.184	36.916	36.592
0.08	25×4	51.803	20×5	46.389	40.572	40.218
0.09	25×4	54.73	20×5	49.371	44.078	43.647
0.10	25×4	57.567	20×5	52.288	47.375	46.900
0.11	$32 \times 3, 1 \times 4$	59.948	25×4	55.138	50.446	49.991
0.12	$32 \times 3, 1 \times 4$	62.124	25×4	57.611	53.427	52.936
0.13	$32 \times 3, 1 \times 4$	64.258	25×4	60.042	56.183	55.744
0.14	$32 \times 3, 1 \times 4$	66.348	25×4	62.433	58.919	58.424
0.15	$32 \times 3, 1 \times 4$	68.396	25×4	64.784	61.485	60.984
0.20	$2 \times 2, 32 \times 3$	77.872	$32 \times 3, 1 \times 4$	74.974	72.875	72.192
0.23	50×2	81.855	$2 \times 2, 32 \times 3$	80.412	78.654	77.801
0.25	50×2	84.375	$2 \times 2, 32 \times 3$	83.875	82.191	81.128
0.26	50×2	85.62	$2 \times 2, 32 \times 3$	85.574	83.526	82.675
0.27	50×2	86.855	50×2	86.855	84.864	84.146
0.30	50×2	90.5	50×2	90.5	88.889	88.129
0.32	50×2	92.88	50×2	92.88	91.574	90.438
0.35	50×2	96.375	50×2	96.375	95.633	93.407
0.38	50×2	99.78	50×2	99.78	99.730	95.804

Table 2: The minimal (optimal) expected number of tests per 100 individuals for the procedures D' , S , and R_1 and comparison with the information lower bound $H(p)$. $s \times a$ means s groups of size a

4 Robustness investigation

In this section we investigate the robustness of the procedures to the incorrect specification of the parameter p . In order to simplify this investigation, we will assume the large population setting, which will allow for a common group size for a given procedure. Optimal group sizes under procedures D' , S , and an optimal nested procedure are all functions of parameter p . However, p may not be known, and interest is on the comparison of different design strategies when p is not correctly specified. In some situations there is only knowledge of an upper bound U of the design parameter p . Under a constant group size setting as in procedures D' and S , we can follow the methodology developed by Malinovsky and Albert (2015) to calculate the minimax group size k_A^{**} for procedures $A = D', S$ as

$$k_A^{**} = \arg \min_{k \in \mathbb{N}^+} \sup_{p \in (0, U]} L_A(k, p), \quad (8)$$

where $L_A(k, p) = E_A(k, p) - E_A(k^*(p), p)$, $A = D', S$.

Table 3 shows the expected number of tests per 100 individuals for minimax designs of D' and S along with nested procedure R_1 using U ($100E_1$) and $U/2$ ($100E_1^*$) for the prevalence specification.

	$U = 0.05$			$U = 0.10$			$U = 0.20$			
p	0.001	0.005	0.01	0.001	0.01	0.05	0.001	0.01	0.1	0.2
$100E_{D'}$	10.985	14.841	19.470	13.285	20.109	45.721	14.969	20.945	65.697	92.565
$100E_S$	7.975	11.241	15.185	10.628	16.138	37.760	13.024	17.647	55.928	85.889
$100E_1$	7.468	9.311	11.567	15.287	18.007	30.979	33.233	35.221	53.271	72.875
$100E_1^*$	4.511	6.578	9.194	7.468	11.567	28.958	15.287	18.007	47.375	79.988
$k_{D'}^{**}$	10	10	10	8	8	8	7	7	7	7
k_S^{**}	14	14	14	10	10	10	8	8	8	8

Table 3: Robustness of the nested procedure R_1 vs procedures D' and S

Table 3 shows that the R_1 procedure is generally more efficient than D' and S . However, in situations where the assumed upper bound (U) is substantially higher than the true

unknown p , the S procedure may indeed be more efficient. Further, it should be recognized that implementation of procedure S is easier than the use of R_1 .

5 Summary

This paper focused on a careful evaluation of important group testing designs. In order to compare efficiency across these designs, we derived theoretical results which were necessary for evaluating the optimality of the Sterrett procedure. Using our newly derived results on the Sterrett procedure, we were able to show that even when p is misspecified, the optimal nested procedure is generally more efficient than S . However, it is important to recognize that this may not be the case when our knowledge of p is far from the truth (i.e., when U is substantially larger than p).

Acknowledgement

The authors thank Sara Joslyn for editing the article.

Appendix

A Closed-form expression for $E_S(k, p)$

Proof of Result 1 . Let X be the number of tests in order to identify k persons and let 1_j be an indicator function that is equal to 1 if the first positive identified person is the person j ($j = 1, \dots, k$) tested. Also denote 1_0 as an indicator function that is equal to 1 if no infected person is in the group of size k . We have,

$$X = X1_0 + X1_1 + X1_2 + \dots + X1_{k-1} + X1_k.$$

Define, $E_k(X) = E_S(k, p) \equiv E(k)$. It is clear that $E(1) = 1$. Therefore,

$$\begin{aligned} E(k) &= q^k + kq^{k-1}(1-q) + (1-q)(2 + E(k-1)) \\ &+ q(1-q)(3 + E(k-2)) + q^2(1-q)(4 + E(k-3)) + \dots + q^{k-2}(1-q)(k + E(k - (k-1))) \\ &= 1 - (k-1)q^k + \frac{1-q^{k-1}}{1-q} + (1-q)[E(k-1) + qE(k-2) + q^2E(k-3) + \dots + q^{k-2}E(1)]. \end{aligned}$$

Taking the difference $E(k+1) - E(k)$, we get

$$E(k+1) = E(k) + 2 - q - q^{k+1}.$$

Substituting the appropriate expression for $E(k)$, $E(k-1)$, \dots , $E(1) = 1$, we get $E(k) = (2k-1) - (k-2)q - \frac{q-q^{k+1}}{1-q} = 2k - (k-2)q - \frac{1-q^{k+1}}{1-q}$. \square

B Proof of Result 2

Proof. From equations (1) and (2) we have for $k \geq 2$,

$$f(k) = E_D(k, p) - E_{D'}(k, p) = (1/k)(1-q)q^{k-1}.$$

It is clear that $f(k)$ is a decreasing function of k (as a continuous function). This simple fact and Lemma 2 of Pfeifer and Enis (1978) exclude the possibility that $k_{D'}^* > k_D^*$ for $p < 1 - 1/3^{1/3}$. \square

C Proof of Result 3

Proof. Denote $f(k) = E_S(k, p)$, $\dot{f}(k) = \frac{\partial f(k)}{\partial k}$, $\ddot{f}(k) = \frac{\partial^2 f(k)}{\partial k^2}$. Recall (see (3)), that $f(k) = 2 - q - \frac{1 - q^{k+1} - 2q + 2q^2}{1 - q}$. We have $f(k) = 1$, $\lim_{k \uparrow \infty} f(k) = 2 - q$, $\dot{f}(k) = \frac{1}{1-q} \left[\frac{1}{k^2} (1 - q^{k+1} - 2q + 2q^2) + \frac{1}{k} q^{k+1} \ln(q) \right]$. So, $\dot{f}(1) < 0$ for $q \in \left(\frac{\sqrt{5}-1}{2}, 1 \right)$ and therefore the function $f(k)$ (as a function of continuous variable $k \geq 1$) has a minimum in support $k \geq 1$. Further, $\ddot{f}(k) = \frac{1}{1-q} \left[\dot{f}(k) + \frac{1}{k} q^{k+1} (\ln(q))^2 \right]$ and if $\dot{f}(l) = 0$, then $\ddot{f}(l) > 0$, shows that l is the unique minimum. \square

D Proof of Result 5

Proof. It is an easy to verify that for all $p \in (0, 1)$ the second derivative of $h_S(x) = xE_S(x, p)$ with respect to x is positive, and therefore the function $h_S(x)$ is convex with respect to x . We start with some partition $\{m_1, \dots, m_J\}$. Convexity of $h_S(x)$ implies that for any $m_j - m_i \leq 2$, $h_S(m_j - 1) + h_S(m_i + 1) \leq h_S(m_j) + h_S(m_i)$. Applying this $+1, -1$ improvement for any i, j with $m_j - m_i \leq 2$, we obtain a better (with respect to expected number of tests) partition $\{m'_1, \dots, m'_J\}$ with $|m'_j - m'_i| \leq 1$ for all i, j . \square

E Proof of Result 6

The proof for the procedure S is exactly the same as a proof for the procedures D' and M in Gilstein (1985) (page 389) and is based on the fact that the function $f(x) = E_S(x, p)$ has a unique minimum for $x \geq 1$ as was shown in the proof of Result 3 in Appendix C.

F Implementation of Result 6

Remark 1. (i) From Result 6 it follows that under a partition into s groups of sizes $l = \left\lfloor \frac{N}{s} \right\rfloor$ and $l + 1$ (or alternatively $l + 1 = a + \left\lfloor \frac{\theta}{s} \right\rfloor$), we have the following relationship:

$$lg_l + (l + 1)g_{l+1} = N, \quad g_l + g_{l+1} = s,$$

where g_l is the number of groups of size l . The trivial solution of these equations shows that we have $g_l = s(l + 1) - N$ and $g_{l+1} = N - sl$.

(ii) From Result 6 it follows that under a partition into $s + 1$ groups of sizes $w = \left\lfloor \frac{N}{s + 1} \right\rfloor$ and $w + 1$ (or alternatively $w + 1 = a + \left\lfloor \frac{\theta}{s} \right\rfloor$) we have the following relations:

$$wg_w + (w + 1)g_{w+1} = N, \quad g_w + g_{w+1} = s + 1,$$

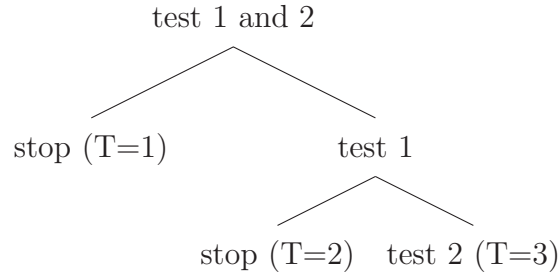
The trivial solution of these equations shows that we have $g_w = (s + 1)(w + 1) - N$ and $g_{w+1} = N - w(s + 1)$.

G Ungar Construction

We recall that Ungar's (1960) fundamental result examines the general problem when group testing is preferable to individual testing.

Result from Ungar (1960): The individual testing is optimal if and only if $p \geq \frac{3 - \sqrt{5}}{2}$.

We need to show Ungar's (1960) construction for $N = 2$ to prove future results. The tree below presents a reasonable group testing algorithm for $N = 2$ as it was presented by Ungar (1960) (the left branch of the tree represent the negative test result, and the right branch represents the positive test result):



The expected number of tests per person is $E(2, p) = \frac{1}{2}(3 - q - q^2)$. Comparing it with 1, we conclude that this algorithm is better than individual testing when $p < \frac{3 - \sqrt{5}}{2}$ or $q > \frac{\sqrt{5} - 1}{2}$.

H Connection of group testing and coding theory

The connection of group testing with noiseless-coding theory was presented in group testing literature by Sobel and Groll (1959) and further investigated in Sobel (1960, 1967), Kumar and Sobel (1971), Hwang (1974), Glassey and Karp (1976), Wolf (1985), and Yao and Hwang (1990). For a comprehensive discussion, see Katona (1973).

To demonstrate the connection, first consider the case when $N = 2$. There are 4 possible outcomes which correspond to the total number of tests $T = 1, 2, 3$. We use the code $-$ if a person is free from disease and $+$ otherwise. Therefore, there are $M = 2^2 = 4$ possible states of nature:

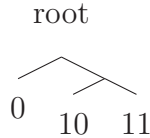
$- -$ with probability q^2 ,

$$\begin{aligned}
- + & \text{ with probability } q(1 - q), \\
+ - & \text{ with probability } q(1 - q), \\
+ + & \text{ with probability } (1 - q)^2.
\end{aligned}$$

We use a binary (in which only the binary digits 0 and 1 are employed) *prefix code* for these 4 possible states of nature. The code is called a prefix code if no code word is the prefix (contained fully as the beginning) of any other code word. We want to code these 4 states with the binary prefix code with lengths l_1, l_2, l_3, l_4 such that the expected length

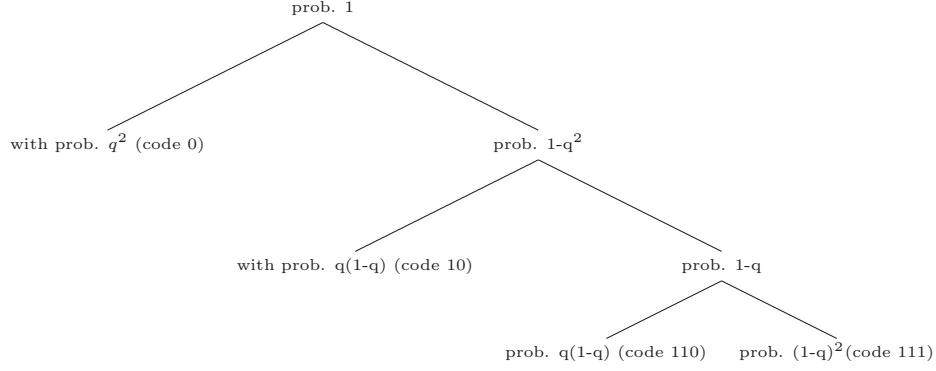
$$p_1 l_1 + p_2 l_2 + p_3 l_3 + p_4 l_4,$$

will be minimal, where $\{p_1, p_2, p_3, p_4\} = \{q^2, q(1 - q), q(1 - q), (1 - q)^2\}$. The solution of this problem is due to Huffman (1952) and the simple explanation here is due to Rényi (1984). Without loss of generality assume, $p_1 \geq p_2 \geq p_3 \geq p_4$. Denote L_4 as the minimal expected length. For $M = 2$ with $p_1 \geq p_2$, the problem is trivial. For $M = 3$ with $p_1 \geq p_2 \geq p_3$, it has to be decided which of these probabilities should be assigned to the point which is one unit away from the root. It is clear that it must be the largest of the three probabilities (i.e., p_1), and that the two smaller ones (p_2 and p_3) should be assigned to the point which is 2 units away. Below are the assignment and the optimal prefix code as a tree presentation for $M = 3$.



As it was noticed, to the largest p_1 is assigned code 0, and to the two others, p_2 , and p_3 , are assigned codes 10 and 11. Now it is clear how to proceed with $M = 4$ with $p_1 \geq p_2 \geq p_3 \geq p_4$. Denote $p_{34} = p_3 + p_4$. In the previous case $M = 3$ and we know how to construct a tree. On this tree, we will branch out two new branches from the node with p_{34} and put the numbers p_3 and p_4 at the two terminal nodes.

Now we can apply this optimal construction to the group testing with $N = 2$ ($M = 4$) For $q \geq 1/4$ we have $p_1 = q^2 \geq p_2 = q(1 - q) \geq p_3 = q(1 - q) \geq p_4 = (1 - q)^2$, and for $q \geq (\sqrt{5} - 1)/2$ we have $p_1 \geq p_{34} = p_3 + p_4 = 1 - q \geq p_2$.



Therefore, $L_4 = 3 - q - q^2$ and equals to the expected number of tests in the Ungar construction with $N = 2$.

Comment 1. (i) For $N = 2$, the total expected number of tests under the D' and S procedures equals L_4 and therefore is optimal among all group testing algorithms.

(ii) The optimal group size under procedures D' and S can be 2 (see Tables 1, 2). Therefore, from part (i) it follows that cut-off points for the procedures D' and S equal UCP_{PU} .

Comment 2. (i) Sobel (1967) noticed that in general (for $N \geq 3$) the optimal group testing strategy does not coincide with the optimal prefix code of Huffman. Therefore, L_M , $M = 2^N$ can serve as a theoretical lower bound which is not attainable in general.

(ii) In general the closed-form expression for L_M is not available, except for the case where p and N satisfy some condition (Jakobsson, 1978). It is also well known that the complexity of calculation of L_M is $O(M \log_2(M))$, $M = 2^N$ due to the sorting effort. Therefore, even for small N , obtaining the exact value of L_M seems to be impossible.

(iii) A well-known information theory result (Noiseless Coding Theorem, see for example Katona (1973), Cover and Thomas (2006))) is

$$H(P) \leq L_M \leq H(P) + 1,$$

where $H(P)$ is the Shannon formula of entropy, $H(P) = \sum_{i=1}^M p_i \log_2 \frac{1}{p_i}$, with $p_i = p^i q^{N-i}$, $M = 2^N$. It is clear that $H(P)$ is easy to calculate and can serve as a reference information lower bound for any group testing algorithm.

(iv) It is important to note that Yao (1988) obtained improvement over the information lower bound for the values of p close to p_U and Abrahams (1993) obtained it for values of p close to zero.

I Development of the optimal nested procedure

The definition of nested procedure R_1 was presented in Section 3. We need the following (Sobel, 1960) result and lemma. We will cite them verbatim.

For a defective set of size $m \geq 1$, denote the number of defective units Y and denote by Z the number of defectives presents in the subset of size x (with $1 \leq x \leq m - 1$) randomly chosen from the defective set, then

$$P(Z = 0 | Y \geq 1) = \frac{q^x(1 - q^{m-x})}{1 - q^m}. \quad (9)$$

Lemma 1. Given a defective set of size $m \geq 2$ and given that a proper subset of size x with $1 \leq x \leq m - 1$ also proves to contain at least one defective, then the posteriori distribution associated with $m - x$ remaining units is precisely that $m - x$ independent binomial chance variables with common probability q of being good.

Let $G(m, n)$ denote the minimum expected number of tests needed to classify all m units in defective set and the remaining $n - m$ units in a binomial set (G-situation). Define $H_1(n) = G(0, n)$ (H-situation). Then, from (9) and Lemma 1 above, we have the following recursion (dynamic programming) equation which will lead as to the goal $H_1(N)$:

$$\begin{aligned} H_1(0) &= 0, \quad H_1(1) = 1, \\ H_1(n) &= 1 + \min_{1 \leq x \leq n-1} \{q^x H_1(n-x) + (1 - q^x)G(x, n)\}, \quad n = 2, \dots, N, \\ G(1, n) &= H_1(n-1) \quad n = 1, 2, \dots, N, \\ G(m, n) &= 1 + \min_{1 \leq x \leq m-1} \left\{ \frac{q^x - q^m}{1 - q^m} G_1(m-x, n-x) + \frac{1 - q^x}{1 - q^m} G_1(x, n) \right\}, \quad n = 2, \dots, N. \end{aligned} \quad (10)$$

It can be verified that the complexity of the calculation using above DP algorithm (10) is $O(N^3)$.

Sobel (1960) reformulated the problem and found a solution with complexity $O(N^2)$ in the following way. The iteration equations (10) for $n = 2, \dots, N$ will always lead to the

“break down” defective set of size $m \geq 2$. In particular if the unit i is the first defective units in the defective set that we found, then we come to the H -situation with $n - i$ units (follows from Lemma 1 above). This observation allows us to proceed in the following way. Denote $F_1(m)$ as the minimum expected number of tests required to “break down” a defective set of size $m \geq 2$ and for the first time reach H -situation when q is given. Then $F_1(m)$ does not depend on n and we can write

$$G(m, n) = F_1(m, n) + \sum_{i=1}^m \frac{q^{i-1}p}{1 - q^m} H(n - i), \quad m \geq 2. \quad (11)$$

Denote,

$$F_1^*(m) = \frac{1 - q^m}{1 - q} F_1(m), \quad G_1^*(m, n) = \frac{1 - q^m}{1 - q} G_1(m, n).$$

Then, combining (10) with (11) leads to the improved dynamic programming algorithm (7) with complexity $O(N^2)$.

Matlab code for the optimum nested procedure:

(i) Matlab function “Fstar”

```
#function [Fs Loc]=Fstar(p,n)
#q = 1 - p;
#Fs = zeros(n, 1); Fs(1, 1) = 0; Loc = [];
#for m = 2 : 1 : n
#f = floor(m/2); l = zeros(f, 1);
#for x = 1 : 1 : f
#l(x) = (q^x) * Fs(m - x) + Fs(x);
#end
#Fs(m) = (1 - q^m)/(1 - q) + min(l);
#%Location of min loc
#ll = min(l); loc = find(l == ll); Loc = [Loc; m - loc];
#end end
```

(ii) Matlab function “H1”

```
#function [H1 D] = H1(p, n)
```

```

#q = 1 - p; [Fs Loc] = Fstar(p, n);
#H1 = zeros(n, 1); H1(1, 1) = 1; D = [];
#for N = 2 : 1 : n
#l = zeros(N, 1);
#qN = ((fliplr(eye(N - 1))) * (q.[0 : 1 : N - 2]')). * H1(1 : N - 1, 1);
#S = [];
#for x = 1 : 1 : N - 1
#l(x) = (q^x) * H1(N - x) + (1 - q) * (Fs(x) + sum(qN(((N - 1) - (x - 1)) : (N - 1), 1)));
#S = [S; 1 + l(x) N x];
#end
#l(N) = (1 - q) * (Fs(N) + sum(qN));
#S = [S; 1 + l(N) N N]; SS = S(S(:, 1) == min(S(:, 1)), :);
#D = [D; SS]; H1(N) = 1 + min(l); end
#D = D(:, 2 : end);

```

References

- Abrahams, J. (1993). An improvef lower bound on the minimum expected number of binomial group tests. *Prob. Eng. Inform. Sci.* **7**, 121–124.
- Bellman, R. (1957). Dynamic Programming. *Princeton University Press*.
- Cover, T.M, and Thomas, J. A. (2006). Elements of Information Theory. 2nd Edition. *Wiley*.
- Dorfman, R. (1943). The detection of defective members of large populations. *The Annals of Mathematical Statistics* **14**, 436–440.
- Du, D.Z., and Ko, K.I. (1987). Some completeness results on decision trees and group testing. *SIAM. J. on Algebraic and Discrete Methods* **8**, 762–777.
- Feller, W. (1950). An introduction to probability theory and its application. *New York: John Wiley & Sons*.

- Gilstein, C. Z. (1985). Optimal partitions of finite populations for Dorfman-type group testing. *J. Stat. Plan. Inf.* **12**, 385–394.
- Glassey, C. R., and Karp, R. M. (1976). On the optimality of Huffman Trees. *SIAM Journal on Applied Mathematics* **31**, 368–378.
- Hu, T. C., and Tucker, A.C. (1971). 1971]. Optimum computer search tree. *SIAM Journal on Applied Mathematics* **21**, 514–532.
- Huffman, D. A. (1952). A Method for the Construction of Minimum-Redundancy Codes. *Proceedings of the I.R.E.* **40**, 1098–1101.
- Hwang, F. K. (1974). On finding a single defective in binomial group testing. *J. Amer. Statist. Assoc.* **69**, 146–150.
- Hwang, F. K. (1976). An optimal nested procedure in binomial group testing. *Biometrics* **32**, 939–943.
- Garey, M.R, and Johnson, D. S. (1979). Computers and Intractability. A Guide to the Theory of NP-Completeness. *W. H. Freeman and company*.
- Jakobsson, M. (1978). Huffman coding in bit-vector compression. *Information Processing Letters* **7**, 304–307.
- Katona G. O. H. (1973). Combinatorial search problems. *J.N. Srivastava et al., A Survey of combinatorial Theory*, 285–308.
- Kumar, S., and Sobel, M. (1971). Finding a single defective in binomial group-testing. *J. Amer. Statist. Assoc.* **66**, 824–828.
- Lee, J.K., and Sobel, M. (1972). Dorfman and R_1 -type procedures for a generalized group testing problem. *Mathematical Biosciences* **15**, 317–340.
- Malinovsky, Y., Albert, P. S. (2015). A note on the minimax solution for the two-stage group testing problem. *The American Statistician* **69**, 45–52.
- Moon, J. W., Sobel, M. (1977). Enumerating a class of nested group testing procedures. *Journal of combinatorial theory, series B* **23**, 184–188.

- Pfeifer, C. G., Enis, P. (1978). Dorfman-type group testing for a modified binomial model. *J. Amer. Statist. Assoc.* **73**, 588–592.
- Rényi, A. (1984). A diary on information theory. *Alcadémiai Kiadó, Budapest*.
- Samuels, S. M. (1978). The exact solution to the two-stage group-testing problem. *Technometrics* **20**, 497–500.
- Sobel, M., Groll, P. A. (1959). Group testing to eliminate efficiently all defectives in a binomial sample. *Bell System Tech. J.* **38**, 1179–1252.
- Sobel, M. (1960). Group testing to classify efficiently all defectives in a binomial sample. *Information and Decision Processes (R. E. Machol, ed.; McGraw-Hill, New York)*, pp. 127–161.
- Sobel, M. (1967). Optimal group testing. *Proc. Colloq. on Information Theory, Bolyai Math. Society, Debrecen, Hungary*.
- Sterrett, A. (1957). On the detection of defective members of large populations. *The Annals of Mathematical Statistics* **28**, 1033–1036.
- Ungar, P. (1960). Cutoff points in group testing. *Comm. Pure Appl. Math.* **13**, 49–54.
- Wassermann, A., Neisser, A., and Bruck, C. (1906). Eine serodiagnostische Reaktion bei Syphilis. *Deutsche medizinische Wochenschrift, Berlin* **32**, 745–746.
- Wolf J. K. (1985). Born again group testing: multiaccess communications. *IEEE Transactions on Information Theory* **31**, 185–191.
- Yao, Y. C. (1988). An improvement over the information lower bound in binomial group testing. *Prob. Eng. Inform. Sci.* **2**, 313–320.
- Yao, Y. C., Hwang, F. K. (1988). A fundamental monotonicity in group testing. *SIAM J. Discrete Math.* **1**, 256–259.
- Yao, Y. C., Hwang, F. K. (1990). On optimal nested group testing algorithms. *J. Stat. Plan. Inf.* **24**, 167–175.