

Let's keep it simple:

Using simple architectures to outperform deeper architectures

**Seyyed Hossein HasanPour, Mohammad Rouhani,
Javad Vahidi, Reza Saadati**

SeyyedHosseinHasanPour@deeplearning.ir,
Rouhani.mm@gmail.com,
Jvahidi@iust.ac.ir,
Rsaadati@iust.ac.ir

Abstract:

There have been many new methods and tricks to make creating an architecture, more robust and perform better in the last several years. While these methods are proved to indeed contribute to better performance, they impose some restrictions as well, such as memory consumption that makes their application in deeper networks not always possible[1]. Having this in mind, in this work, we propose a simple architecture for convolutional neural network that not only achieves better performance and accuracy and imposes less computational cost than the latest well-known deeper architectures such as VGGNet, ResNet, in the several recognition benchmark datasets but can be trained more easily as well. We also introduce a new trick we call leap-out which along with the new architecture, let us achieve state of the art and very close to the state of the art it in benchmarking datasets such as Cifar10, cifar100 and mnist.

1 Introduction

Deep convolutional neural networks or for short CNNs, have been a major winner in many computer vision and natural language processing related tasks lately.[2-4]. What all of these architectures have in common is the increasing depth of the network that provides better accuracy for the aforementioned tasks. Currently the winner of the Imagenet recognition dataset[5] achieved its success using a very deep architecture of 152 layers[4]. The runner up also used a deep architecture of 22 layers[3]. The same thing stands true in the natural language processing benchmarks as well[6]. However because of the advent of many algorithms in the last several years[1, 7-14], it is possible to leverage the bests of these architectures and come up with an architecture that not only achieve higher or comparable results despite having much less layers, but also need much less computation than the originals.

The main contribution of our work is the proposal of a simple architecture of 13 layers, that utilizes some of the well-known algorithms in a way that it can achieves better performance compared to

the deeper and more computationally costly architectures such as ResNet[4] and VGGNet[2] We also show that a better architecture design proves the fact that always making deeper networks to achieve higher accuracy is not the best idea since tuning the architecture for different tasks and also enhancing its performance with newer algorithms and possibilities may not always be feasible or easily achieved. We later show in the paper that, even if an original architecture such as VGGNet tries to utilize new algorithms to enhance its performance, while it can enhance its performance, it cannot match that of a simpler better designed architecture such as the one presented in this paper.

2 Architecture Description

Our architecture only uses simple preprocessing of mean subtraction and mirroring, the input image is fed into the network through several convolutional layers where like VGGnet, utilize 3x3 receptive fields. This configuration for convolutional layer is intact until the last 2 layers in the network are met, the final layers except the last convolutional layer, utilize a 1x1 convolutional filters as proposed in NIN[15] to decrease computation overhead and provide a kind of regularization to avoid over-fitting while providing better nonlinearity to the network. The feature maps down-sampling is carried out using 5 2x2 max-pooling layers with stride of 2. We used batch-normalization with moving average fraction of 0.95 for both training and validation/testing phases. We also used scaler layer along with batch normalization before any ReLU non-linearity. We also used 4 drop-out layers to cope with over-fitting.

Table 1 showing the base architecture

Network Architecture	
Conv1	3x3x64 padding of 1 and stride of 1 Followed by Bach-normalization and scaler layer
Conv2	3x3x128 padding of 1 and stride of 1 Followed by Bach-normalization and scaler layer
Conv3	3x3x128 padding of 1 and stride of 1 Followed by Bach-normalization, scaler layer and dropout =0.5
Conv4	3x3x128 padding of 1 and stride of 1 Followed by Bach-normalization and scaler layer
Pooling	2x2 padding of 1 and stride of 2 Followed by dropout =0.5
Conv5	3x3x128 padding of 1 and stride of 1 Followed by Bach-normalization and scaler layer
Conv6	3x3x128 padding of 1 and stride of 1 Followed by Bach-normalization and scaler layer
Conv7	3x3x256 padding of 1 and stride of 1 Followed by Bach-normalization and scaler layer
Pooling	2x2 padding of 1 and stride of 2 Followed by dropout =0.5

Conv8	3x3x256 padding of 1 and stride of 1 Followed by Bach-normalization and scaler layer
Conv9	3x3x256 padding of 1 and stride of 1 Followed by Bach-normalization and scaler layer
Pooling	2x2 padding of 1 and stride of 2
Conv10	3x3x512 padding of 1 and stride of 1 Followed by Bach-normalization, scaler layer and dropout = 0.5
CCCP	1x1x2048 padding of 1 and stride of 1 followed by dropout =0.5
CCCP	1x1x256 padding of 1 and stride of 1
Pooling	2x2 padding of 1 and stride of 2
Conv11	3x3x256 padding of 1 and stride of 1
Pooling	2x2 stride of 2

3 Experiments

We experimented on Cifar-10/100[16] and mnist[17] datasets in order to evaluate and compare our architecture against the deeper models and original methods that also experimented on such datasets as well. These datasets also allow us to run more experiments with much simpler hardware and in a smaller time frame. We used Caffe framework[18] to run our experiments.

3.1 Cifar10

The Cifar10 dataset includes 60,000 color images of which 50,000 belong to training set and 10,000 are reserved for testing (validation). These images are divided into 10 classes and classification performance is evaluated using top-1 error.

The following table shows the results achieved by different architectures reported in their respective papers.

Table 2 showing Cifar10 results

Method	Accuracy
AlexNet[19]	89
VGGNet_Base[20]	91.4
VGGNET_Enhanced[20]*	92.45
ResNet110[4]*	93.57
ALLCNN[21]	92.75
ALLCNN[21]*	95.59
Fractional Max-pooling* (1 tests)[10]	95.50
Fractional Max-pooling*(12 tests)[10]	96.53
Max-out(k=2)[1]	90.62
Network in Network[15]	91.19

Deeply Supervised Network[22]	92.03
Batch normalized Max-out Network In Network[23]	93.25
All you need is a good init (LSUV)[14]	94.16
Generalizing Pooling Functions in Convolutional Neural Networks: Mixed, Gated, and Tree[24]	93.95
Spatially-sparse convolutional neural networks[25]	93.72
Scalable Bayesian Optimization Using Deep Neural Networks[26]	93.63
Recurrent Convolutional Neural Network for Object Recognition[27]	92.91
RCNN-160[28]	92.91
Our Architecture (Xavier)	94.25
Our Architecture (Msra)	94.26
Our Architecture (Xavier)-leap-out trick	94.46

*Note that the ALLCNN[21] and Fractional max pooling[10] both use deeper architectures and also use extreme data augmentation. In simple data augmentation our architecture has the state of the art result. For ResNet[4] we also used the best score reported by the authors. The same thing holds for VGGNET_Enhanced which used new techniques such as batch normalization to enhance the performance of the architecture.

We started our training with learning rate $r = 0.1$, momentum $m=0.9$, Ada-delta with delta $d = 1e-3$ and decreased the learning rate in multiple steps. We noticed that increasing momentum from 0.9 to 0.95 and decreasing the delta from $1e-3$ to $1e-6$ gives a much higher accuracy and convergence rate at first but overall it achieves a lower accuracy compared to the default configuration. We also could get higher accuracy by resuming training from an optimal point that was achieved using the default settings and then changing the momentum and delta caused the network to land on an even better point and thus improving the accuracy. We also noticed that starting with starting with a higher learning rate overall achieves a better result, though it may look a lower learning rate may at first perform well, but soon it will plateau to a less optimal point. In order to achieve higher accuracy we used a trick, in which we first train the network until we reach a desirable result, then we increase the size of the network by either adding a new layer or increasing the last layers output (in our case from 256 to 512) and then resume training. Everything is kept the same, and with the new configuration, network resumes training. This technique which we call leap-out, proved useful and achieved **94.46%** accuracy. In our experiments we found out training the network from the beginning with the increased feature-map, like we did later in leap-

out section, will not achieve the same desirable outcome. One may also try different parameters and start from several good points and then achieve a higher accuracy. We noticed that freezing the previous layers in this trick results in a worse accuracy, thus when using this trick, one should train the whole network altogether.

The results are provided in the table below.

Figure 1 – showing the effect of different delta and learning rate settings.

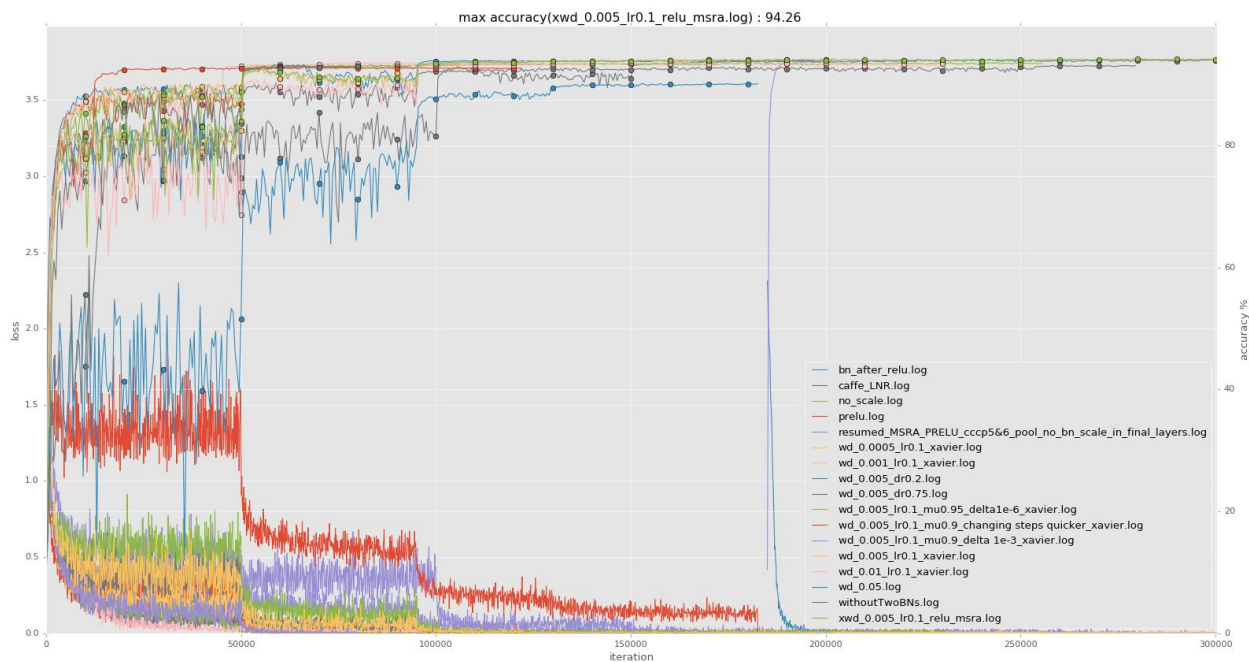


Figure 2 – A closer look at the results

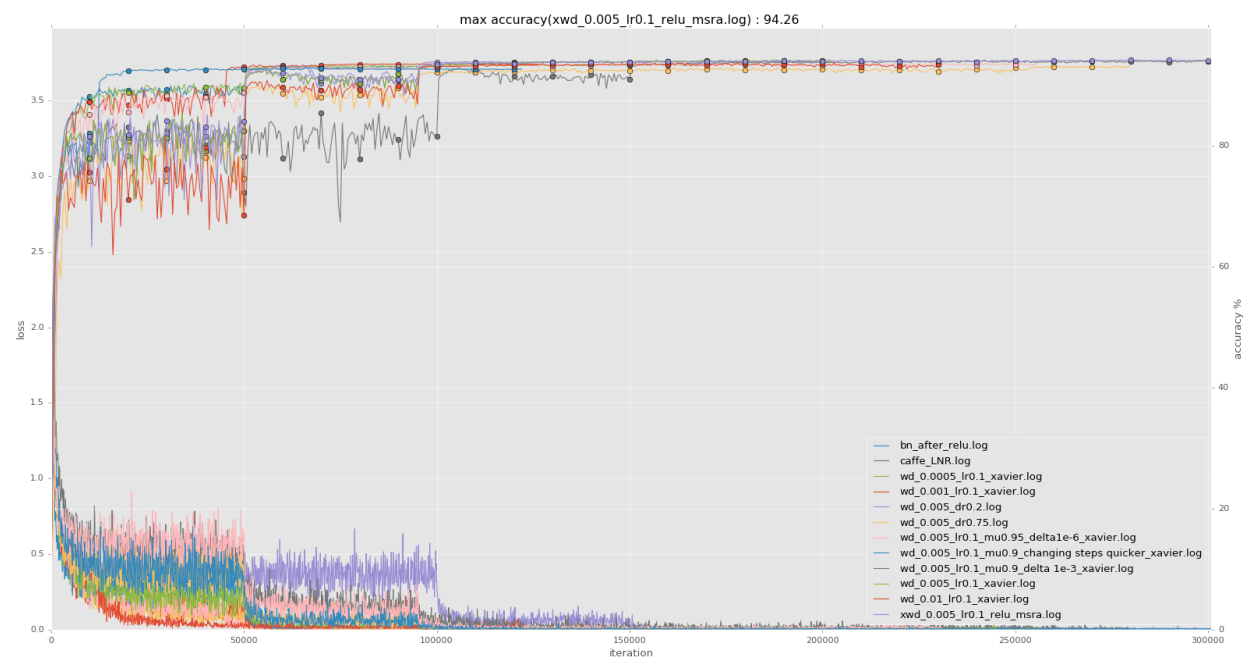


Figure 3 – A closer look at the top results

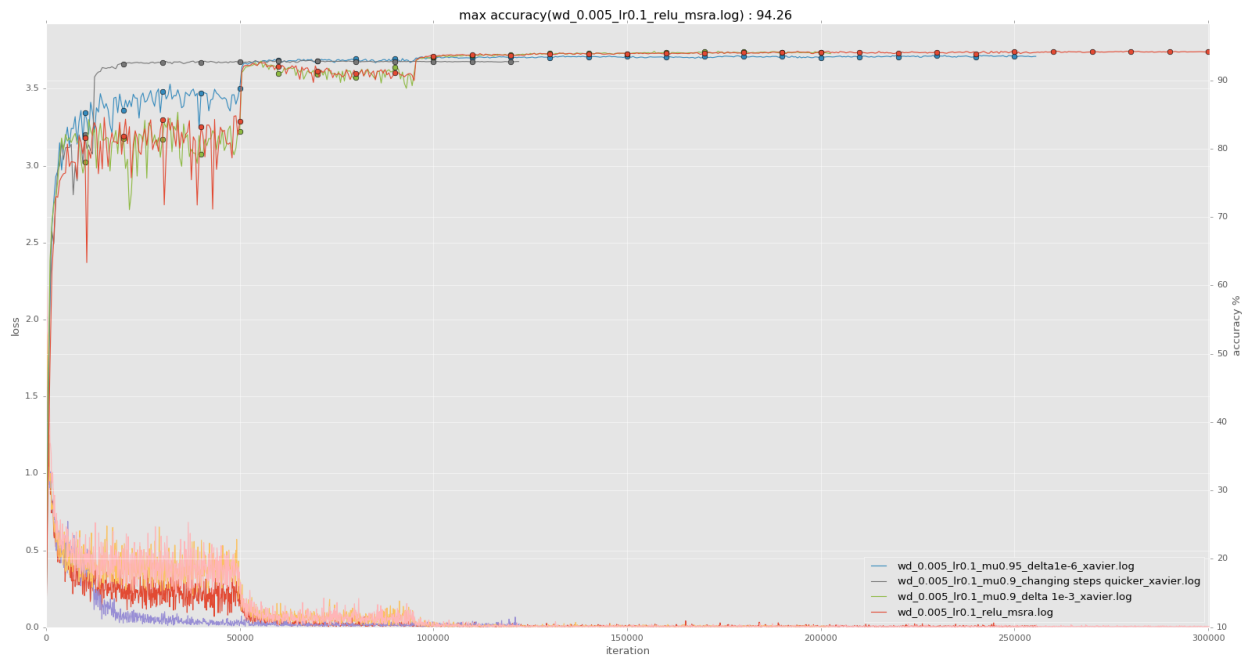


Figure 4 – showing Leap-out result

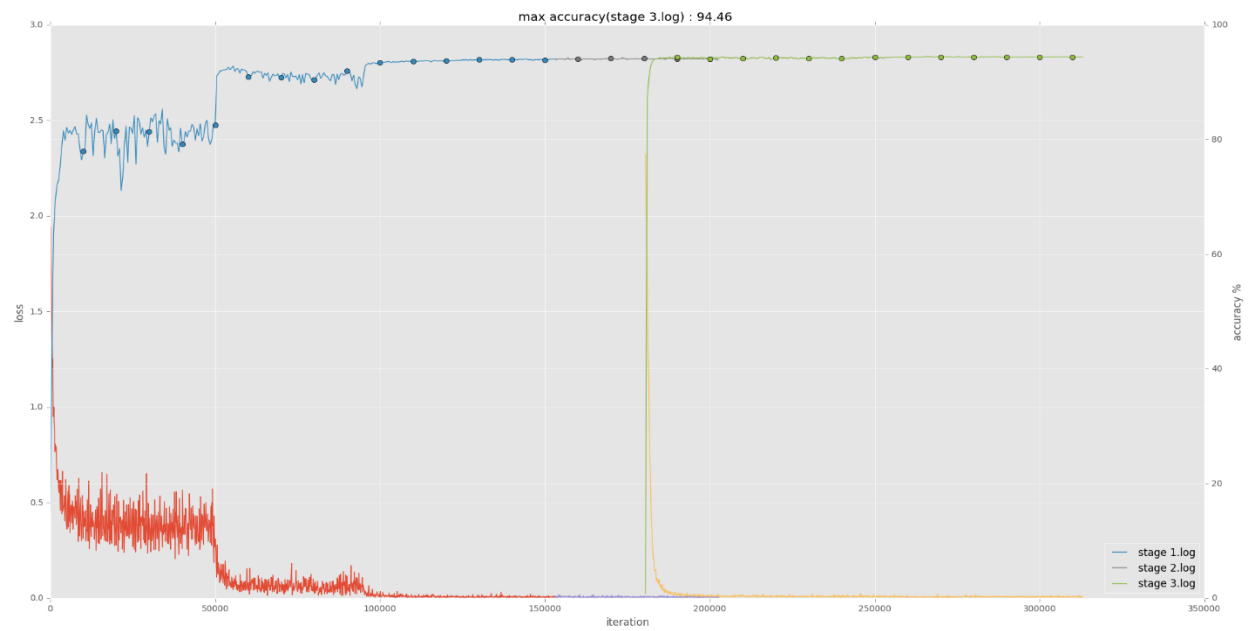


Table 3 showing different changes and their effects on accuracy

Batch normalization after ReLU	93.29
Weight decay :0.0005	93.46
Weight decay :0.007	93.85
Weight decay :0.005	94.25
Weight decay :0.001	93.86
Weight decay :0.01	93.77
Weight decay :0.005 and drpout 0.2	94.05
Weight decay :0.005 and dropout 0.75	93.22
With LNR after each ReLU	94.21
Weight decay :0.005, MSRA and ReLU	94.26

*Note: the list above includes only a small number of different settings out of many more that are being conducted, due to time constraints, we had to submit with this many tests. We update the results when the experiments are completed. We tried different initializations, which MSRA performed slightly better, we also tried different non-linearities among which vanilla ReLU performed better overall.

3.2 Cifar100

The Cifar100 dataset is a variation of CIFAR10 which includes 60,000 color images of which 50,000 belong to training set and 10,000 are reserved for testing (validation). These images are divided into 100 classes and classification performance is evaluated using top-1 error.

We used two architectures for this dataset, one is the original and the other is a slightly changed version of the original architecture which only has one more $1 \times 1 \times 1024$ fully connected layer at the end. The cccp5 and cccp6 layers output feature-maps are changed from 256 to 512 and weight decay is set to 0.002 as well and everything else is intact.

For training, we first trained the network until we reached a desirable result, then we increase the newly added layers output feature-maps from 1024 to 2048 and used leap-out trick. Using this technique we achieved **73.47%** accuracy.

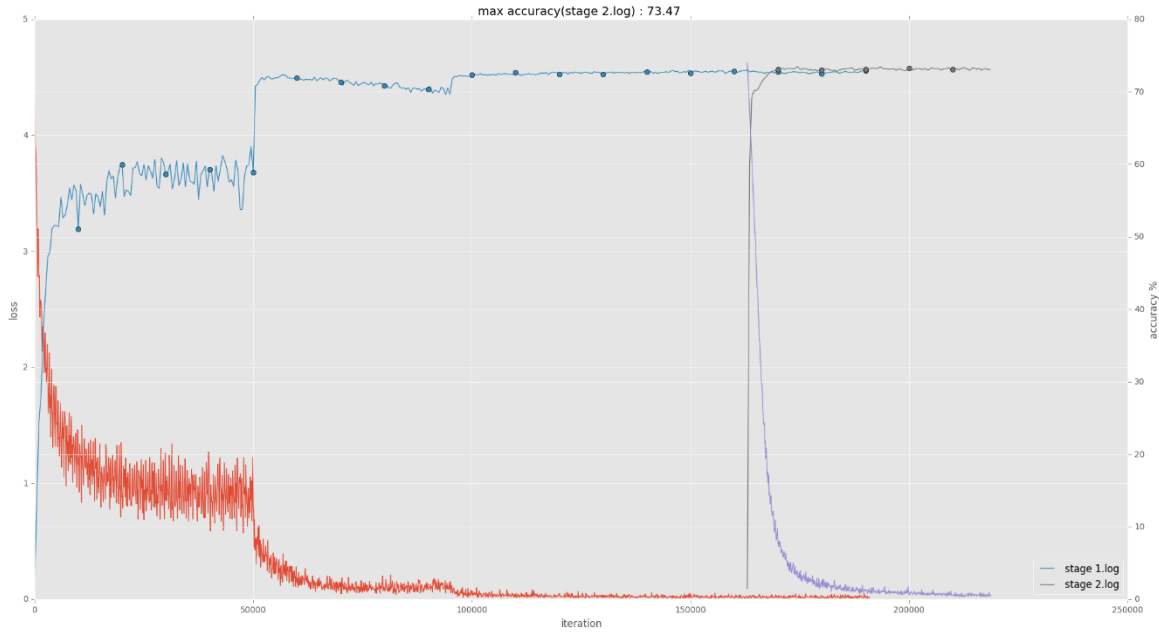
The following table shows the current state of the arts result for cifar100.

Table 4 showing Cifar100 best results

Method	Accuracy
Fast and Accurate Deep Network Learning by Exponential Linear Units[29]	75.72
Spatially-sparse convolutional neural networks[25]	75.7
Fractional Max-Pooling[10]	73.61
Scalable Bayesian Optimization Using Deep Neural Networks[26]	72.60

All you need is a good init[14]	72.34
Batch-normalized Max-out Network In Network(k=5)[23]	71.14
Network in Network[15]	64.32
Deeply Supervised Network[22]	65.43
Our Architecture1	71.93
Our Architecture2-leapout trick	73.47

Figure 5 – showing Leap-out result



The architecture and settings used in cifar100 is identical to the one used with cifar10. This suggests a very interesting feature to have in all architectures, that how easy and good it would be to have an architecture that works for any datasets almost out of the box with little to no change to the overall configuration of the network. We observed that our architecture performs very well throughout our experiments on different datasets both with no and little change to the network or its optimization settings. By this we do not mean the performance will be optimized and the best possible result can be achieved, what we are trying to convey is that it will provide a very good performance and accuracy out of the box with little to no effort which is most of the times desirable.

3.3 MNIST

The MNIST dataset [17] consists of 60,000 28x28 grayscale images of handwritten digits 0 to 9. Again using the network with no change on Mnist, shows a very good results.

Table 5 showing mnist results

Method	Error rate
Regularization of Neural Networks using DropConnect[9]	0.21%
Multi-column Deep Neural Networks for Image Classification[30]	0.23%
APAC: Augmented Pattern Classification with Neural Networks[31]	0.23%
Batch-normalized Max-out Network in Network[23]	0.24%
Generalizing Pooling Functions in Convolutional Neural Networks: Mixed, Gated, and Tree[24]	0.29%
Fractional Max-Pooling[10]	0.32%
Max-out network (k=2) [1]	0.45%
Network In Network [15]	0.45%
Deeply Supervised Network [22]	0.39%
RCNN-96 [28]	0.31%
Our method *	0.64%

*Note that we didn't intend on achieving the state of the art performance here, as we already pointed out in the prior sections, we wanted to experiment if the architecture does perform nicely without any changes on a random dataset as well, and this proves our initial statement. For optimization however we used inverted learning policy with the base learning rate of 0.01 and power of 0.55.

4 Conclusion

We proposed a simple architecture that takes advantage of the good characteristics in the latest deep architectures and outperforms deeper architectures such as VGGnet, GoogleNet, RestNet, AllCNN, etc in recognition datasets such as Cifar10/100 and Mnist using simple data-augmentation. We also introduced a trick to increase accuracy faster and empirically showed that not only it is possible to create not so deep (shallower) architectures with the help of new algorithms that perform much better than the deeper counter parts and consume less computation but also regarding future enhancements, these networks can be enhanced much more than their deeper counter parts using the same algorithms.

5 Future work

Due to lack of good hardware, we had difficulties running our tests and more importantly we couldn't run our experiments on larger datasets such as Imagenet, we also couldn't test our architecture on different data. We would like to extend the experiments both on new datasets such as ImageNet and also with more algorithms (initialization such as LSUV, and new non-linearities) and provide a fine-grained comparison about different aspects of the architecture.

We also would like to observe how this architecture performs with extreme data augmentation, And finally how much improvement can be gained by enhancing the architecture without adding new layers and even getting better performance by making it less deep.

References:

1. Ian J. Goodfellow, D.W.-F., Mehdi Mirza, Aaron Courville, Yoshua Bengio, *Maxout networks*. 2013. **28**: p. 1319-1327.
2. Simonyan , K. and A. Zisserman, *Very Deep Convolutional Networks for Large-Scale Image Recognition*. CoRR, 2014. **abs/1409.1556**.
3. Szegedy, C., et al. *Going deeper with convolutions*. in *Proceedings of the IEEE Conference on Computer Vision and Pattern Recognition*. 2015.
4. He , K., et al., *Deep Residual Learning for Image Recognition*. CoRR, 2015. **abs/1512.03385**.
5. Russakovsky, O., et al., *ImageNet Large Scale Visual Recognition Challenge*. International Journal of Computer Vision, 2015. **115**(3): p. 211-252.
6. Sercu, T., Puhersch, C., Kingsbury, B., and LeCun, Y., *Very Deep Multilingual Convolutional Neural Networks for LVCSR*. 2015. **ArXiv e-prints, September 2015**.
7. Ioffe, S. and C. Szegedy, *Batch Normalization: Accelerating Deep Network Training by Reducing Internal Covariate Shift*. CoRR, 2015. **abs/1502.03167**.
8. Srivastava, N., et al., *Dropout: A simple way to prevent neural networks from overfitting*. The Journal of Machine Learning Research, 2014. **15**(1): p. 1929-1958.
9. Wan, L., et al. *Regularization of neural networks using dropconnect*. in *Proceedings of the 30th International Conference on Machine Learning (ICML-13)*. 2013.
10. Graham, B., *Fractional Max-Pooling*. 2014. **ArXiv e-prints, December 2014a**.
11. Zeiler, M.D. and R. Fergus, *Stochastic pooling for regularization of deep convolutional neural networks*. arXiv preprint arXiv:1301.3557, 2013.
12. He, K., et al., *Spatial pyramid pooling in deep convolutional networks for visual recognition*. Pattern Analysis and Machine Intelligence, IEEE Transactions on, 2015. **37**(9): p. 1904-1916.
13. He, K., et al. *Delving deep into rectifiers: Surpassing human-level performance on imagenet classification*. in *Proceedings of the IEEE International Conference on Computer Vision*. 2015.
14. Dmytro Mishkin, J.M., *ALL YOU NEED IS A GOOD INIT*. ICLR, 2016.
15. Lin, M., Q. Chen, and S. Yan, *Network In Network*. CoRR, 2013. **abs/1312.4400**.
16. Krizhevsky, A.a.H., G, *Learning multiple layers of features from tiny images*. 2009.
17. Lecun, Y.a.B., L. and Bengio, Y. and Haffner, P., *Gradient-based learning applied to document recognition*. Proceedings of the IEEE, 1998. **86**: p. 2278-2324.

18. Jia, Y., Shelhamer, Evan, Donahue, Jeff, Karayev, Sergey, Long, Jonathan, Girshick, Ross, and S. Guadarrama, and Darrell, Trevor, *Caffe: Convolutional architecture for fast feature embedding*. 2014. **arXiv preprint arXiv:1408.5093**.
19. Krizhevsky, A., I. Sutskever, and G.E. Hinton. *Imagenet classification with deep convolutional neural networks*. in *Advances in neural information processing systems*. 2012.
20. Zagoruyko, S., *92.45% on CIFAR-10 in Torch*. 2015.
21. Springenberg, J.T., et al., *Striving for Simplicity: The All Convolutional Net*. CoRR, 2014. **abs/1412.6806**.
22. Lee, C.-Y., Xie, Saining, Gallagher, Patrick W., Zhang, Zhengyou, and Tu, Zhuowen., *Deeply supervised nets*. In *Proceedings of the Eighteenth International Conference on Artificial Intelligence and Statistics, AISTATS 2015, San Diego, California, USA, May 9-12, 2015*, 2015., 2015.
23. Jia-Ren Chang, Y.-S.C., *Batch-normalized Maxout Network in Network*. 2015. **arXiv:1511.02583v1**.
24. Lee, C.-Y., P.W. Gallagher, and Z. Tu. *Generalizing pooling functions in convolutional neural networks: Mixed, gated, and tree*. in *International Conference on Artificial Intelligence and Statistics*. 2016.
25. Graham, B., *Spatially-sparse convolutional neural networks*. arXiv preprint arXiv:1409.6070, 2014.
26. Snoek, J., et al. *Scalable bayesian optimization using deep neural networks*. in *International Conference on Machine Learning*. 2015.
27. Liang, M. and X. Hu. *Recurrent convolutional neural network for object recognition*. in *Proceedings of the IEEE Conference on Computer Vision and Pattern Recognition*. 2015.
28. Hu, M.L.a.X., *Recurrent convolutional neural network for object recognition*. 2015.
29. Clevert, D.-A., T. Unterthiner, and S. Hochreiter, *Fast and accurate deep network learning by exponential linear units (elus)*. arXiv preprint arXiv:1511.07289, 2015.
30. Ciregan, D., U. Meier, and J. Schmidhuber. *Multi-column deep neural networks for image classification*. in *Computer Vision and Pattern Recognition (CVPR), 2012 IEEE Conference on*. 2012. IEEE.
31. Sato, I., H. Nishimura, and K. Yokoi, *APAC: Augmented PAttern Classification with Neural Networks*. arXiv preprint arXiv:1505.03229, 2015.