

\mathcal{PT} -Symmetry Breaking and Catastrophes in Dissipationless Resonant Tunneling Heterostructures

A. A. Gorbatsevich

*P.N. Lebedev Physical Institute of the Russian Academy of Sciences, 119991, Moscow, Russia.**

N. M. Shubin

National Research University of Electronic Technology, 124498, Zelenograd, Moscow, Russia.

(Dated: September 12, 2018)

We study the phenomenon of spontaneous symmetry breaking in dissipationless resonant tunneling heterostructures (RTS). To describe the quantum transport in this system we apply both the nonequilibrium Green function formalism based on a tight-binding model and a numerical solution of the Schrödinger equation within the envelope wavefunction formalism. An auxiliary non-Hermitian Hamiltonian is introduced. Its eigenvalues determine exactly the transparency peak positions. We present a procedure how to construct a family of non-Hermitian Hamiltonians with real eigenvalues. In general these Hamiltonians do not have \mathcal{PT} -symmetry. In spatially symmetric RTS the corresponding auxiliary non-Hermitian Hamiltonian becomes \mathcal{PT} -symmetric and possesses real eigenvalues, which can coalesce at exceptional points (EP) of Hamiltonian. A coalescence of the auxiliary non-Hermitian Hamiltonian eigenvalues means a coalescence of resonances in RTS, which is accompanied by symmetry breaking of the electron wavefunction probability distribution (at a given direction of the particle flow). We construct a classification of different types of the peak coalescence in terms of the catastrophe theory and investigate the impact of dissipation and asymmetry on these phenomena. Possible applications include sensors and broad-band filters.

I. INTRODUCTION

A new class of symmetry breaking (SB) phenomena has attracted a lot of attention in past years – \mathcal{PT} -symmetry breaking^{1–3} (here \mathcal{P} stands for the space inversion and \mathcal{T} – for the time reversal symmetry operations). A new physical field has emerged following the discovery of Bender *et al.*¹ that a non-Hermitian Hamiltonian, which is invariant with respect to both the space inversion (\mathcal{P}) and the time reversal (\mathcal{T}) can possess real eigenvalues. These Hamiltonians are referred to as pseudo-Hermitian Hamiltonians⁴. SBs in condensed matter physics are closely related to phase transitions. Microscopic mechanisms of phase transitions are quite cumbersome and involve as a rule elaborate many-body interactions. On the contrary, mechanisms of \mathcal{PT} -SB look very simple. Under a variation of a specific system parameter (tuning parameter), which doesn't change directly the symmetry of the system, two real eigenvalues can coalesce and transform into other two ones with nonzero imaginary parts of different signs and with equal real parts, which is called \mathcal{PT} -symmetry breaking (\mathcal{PT} -SB). Such behavior of eigenvalues was known long ago in linear operators theory where the point in the parameter space, at which two real eigenvalues coalesce and turn into a pair of complex eigenvalues, is called exceptional points (EP)^{5–7}. Besides their fundamental physical interest systems with EP in energy spectrum are claimed to be promising in different applications, such as sensors⁸, non-reciprocal light transmission lines^{9,10} and robust asymmetric waveguide switches¹¹.

Up to now the most realistic applications of \mathcal{PT} -SB with possible experimental manifestations have been based on the formal equivalence of the Schrödinger

and wave equations and described electromagnetic phenomena¹². A Hamiltonian eigenvalue with nonzero imaginary part corresponds to a nonunitary wavefunction evolution, which is forbidden for fermions by norm preserving condition. Hence, it was unclear whether fermionic systems having anything to do with pseudo-Hermitian \mathcal{PT} -invariant Hamiltonians could exist. However, it is well known that in optics \mathcal{T} -breaking terms in the wave equation describe well established gain/loss processes. \mathcal{PT} -symmetric optical systems were studied with great detail, including waveguide^{10,13} and photonic lattice¹⁴ structures, laser systems¹⁵ and a new type of optically active systems – coherent perfect absorbers¹⁶. Features of scattering problems in \mathcal{PT} -symmetric optical systems were studied in detail in Ref.¹⁷. Also \mathcal{T} -breaking terms as creation/annihilation processes can be easily introduced in bosonic systems. \mathcal{PT} -symmetric Bose-Einstein condensate was studied in Ref.¹⁸. Superconducting \mathcal{PT} -invariant model was considered in Ref.¹⁹. But \mathcal{T} -breaking terms in this case describe creation/annihilation processes once again in a bosonic (Cooper-pair) field. Special case of exotic Majorana fermions was described in Ref.²⁰.

An eigenstate of the Hamiltonian at EP is nondegenerate contrary to a crossing point. So, formally the number of states reduces from two to one under the variation of a tuning parameter. Such transformation is forbidden in a closed system that conserves particle number. Hence openness is a necessary condition for a physical realization of fermionic EP. Discrete energy levels of a closed quantum system match the resonances in the corresponding open quantum system. A powerful tool to describe open quantum systems and resonances in the scattering cross section is the scattering matrix theory^{21,22}.

This well established approach²¹ relates resonances to the poles of the scattering matrix. The resonances similar to the energy levels exhibit crossings and anticrossings^{23,24} under a variation of the system parameters. However, an exact location of the resonance on the real energy axis coincides with the real part of the S-matrix complex pole only for narrow (i.e. located near the real axis in the complex energy plane) and weakly interacting resonances^{21,24,25}. The Breit-Wigner formula describes exactly this situation. In the case of a wide but still isolated resonance a better fit for the resonance location could be obtained by taking the modulus of the pole complex energy value²⁶. A direct equivalence between the scattering matrix poles and eigenvalues of a Hermitian Hamiltonian with the outgoing Siegert boundary conditions has been established in Ref.²⁷. Hence one should expect that the S-matrix language would be appropriate to describe the \mathcal{PT} -SB phenomena in \mathcal{PT} -symmetric systems as well. The evolution of the S-matrix poles in \mathcal{PT} -symmetric systems do bear some features peculiar to the EP picture^{28,29} but the cross section versus energy dependence doesn't match exactly the evolution of the S-matrix poles^{24,28,30}. It was established in Ref.¹⁶ for optical gain/loss media that the eigenvalues of the S-matrix rather than the poles should be used to describe physically observable \mathcal{PT} -SB. A pair of unimodular eigenvalues of the S-matrix turns into a pair of nonunimodular values at the scattering matrix EP¹⁶. In a \mathcal{PT} -symmetric phase in both electromagnetic modes corresponding to these eigenvalues gain and loss are balanced while in a \mathcal{PT} -nonsymmetric phase one mode is attenuated and the other one is amplified. Later it was shown by means of numerical modeling^{17,31} that in the parameter space there is a line separating \mathcal{PT} -symmetric and \mathcal{PT} -nonsymmetric phases. This line can match proper boundary conditions by EP points of the \mathcal{PT} -symmetric Hamiltonian.

A coalescence of three resonances with the unit transparency into a one resonance with the unit transparency has been described in Ref.²⁸ in a model of interacting quantum dots. However, in looking for a resonance behavior similar to EP picture one should expect a coalescence of two resonances with the unit transparency and their transformation into a single resonance with a transparency smaller than one. Just this transformation was described in the dissipationless resonant tunneling heterostructure (RTS) in Ref.²⁴, which was called collapse of resonances (CR). CR is accompanied by SB of the electronic density distribution, which is symmetric at the unit transparency resonance and becomes asymmetric after CR. Later in Ref.³² CR in a multiwell heterostructure was associated with \mathcal{PT} -symmetry breaking in the underlying Schrödinger equation with the \mathcal{PT} -symmetric Robin boundary conditions.

Recently in Ref.³³ it was shown that the exact location of the unity resonances of a spatially symmetric RTS on the real energy axis coincide with the eigenvalues of some auxiliary \mathcal{PT} -symmetric non-Hermitian Hamilto-

nian. CR corresponds to EP of this auxiliary Hamiltonian. \mathcal{T} -noninvariance of the auxiliary Hamiltonian describing a dissipationless and hence primarily \mathcal{T} -invariant RTS is related to the formulation of the scattering problem with a given direction of the particle flow. The reversal of the particle flow results in sign reversal of terms in auxiliary Hamiltonian responsible for \mathcal{T} -symmetry violation. The reversal of the particle flow results also in the spatial inversion of the asymmetric electron distribution at the resonance energy in the \mathcal{PT} -symmetry broken phase.

In the present paper we study in details the phenomenon of \mathcal{PT} -SB in a dissipationless RTS and establish a direct correspondence between the problem of finding the scattering transparency peaks and some Hamiltonian eigenvalue problem. The structure of the paper is as follows. In Sec. II we introduce a tight-binding model of RTS that makes it possible to obtain basic results in an analytical form. We apply a general approach to quantum transport based on the nonequilibrium Green function (NEGF) formalism and obtain an expression for the RTS transparency, which directly maintains a connection between the poles of the scattering matrix (transparency coefficient) and the eigenvalues of an effective non-Hermitian Hamiltonian. In Sec. III we show that an auxiliary non-Hermitian Hamiltonian can be introduced, whose eigenvalues determine *exactly* the transparency peak positions. The description of an open quantum system on the basis of the auxiliary non-Hermitian Hamiltonian is equivalent to the description of the corresponding closed quantum system with the complex valued third type boundary conditions. The equivalence between the resonance peaks location and the eigenvalue problem for the auxiliary Hamiltonian helps to construct a family of non-Hermitian Hamiltonians, which are not \mathcal{PT} -symmetric but possess real eigenvalues. In Sec. IV we study a spatially symmetric RTS. The auxiliary non-Hermitian Hamiltonian in this case becomes \mathcal{PT} -symmetric and can possess all real eigenvalues, which determine *exactly* the positions of the unit transparency peaks. We show that EP of the auxiliary non-Hermitian Hamiltonian in RTS with an even number of wells corresponds to a collapse of resonances accompanied by SB of the electron probability distribution while in RTS with an odd number of wells the spatial symmetry could retain. In Sec. V a complimentary description of SB in a spatially symmetric RTS is presented on the basis of a numerical solution of the envelope wavefunction Schrödinger equation. In Sec. VI we show that a variety of CR in RTS can be described properly in terms of the catastrophe theory³⁴. In these terms different types of CR correspond to different types of catastrophes. The last section contains a summary and a short discussion of the results.

II. MODEL

The system under study is an arbitrary multi-well resonant-tunneling heterostructure with only a single energy level in each well. Physically this means that we consider only one subband generated by these quasilo-calized states and ignore any intersubband interaction. The model describes on equal grounds a multiple quantum dot linear chain coupled to the continuum (similar to the model considered in Ref.^{28,35}). The Hamiltonian of this system in the tight-binding approximation, accounting for only the nearest neighbor hopping is expressed as³⁶:

$$\hat{H} = \hat{H}_0 + \hat{H}_{LC} + \hat{H}_{RC}. \quad (1)$$

The first term in (1) describes isolated N -well RTS:

$$\hat{H}_0 = \sum_{i=1}^N \varepsilon_i a_i^\dagger a_i + \sum_{i=1}^{N-1} \left(\tau_i a_{i+1}^\dagger a_i + h.c. \right), \quad (2)$$

where $a_i^\dagger(a_i)$ are the creation (annihilation) operators of the electrons in the i -th well with the energy ε_i and τ_i is the tunneling matrix element between the i -th and the $(i+1)$ -th wells. The Hamiltonians $\hat{H}_{LC}/\hat{H}_{RC}$ describe the left/right contacts with the spectrum ε_p and the interaction between the system and contacts via the tunneling elements $t_{L(R)}$:

$$\begin{aligned} \hat{H}_{LC(RC)} = & \sum_p \varepsilon_p a_{L(R),p}^\dagger a_{L(R),p} \\ & + \sum_p \left(t_{L(R)} a_{1(N)}^\dagger a_{L(R),p} + h.c. \right), \end{aligned} \quad (3)$$

where the operator $a_{L(R),p}$ corresponds to the state with momentum p in the left(right) contact.

We use the Keldysh formalism in the above tight-binding approximation^{36,37}. We begin with the retarded Green's function of the isolated N -well RTS:

$$\hat{G}^{0r}(\omega) = \left(\omega \hat{I} - \hat{H}_0 \right)^{-1}, \quad (4)$$

where \hat{I} is the identity $N \times N$ matrix. Accounting for the interaction with the contacts we can follow, for example, Ref.³⁶ and write down the full propagator from the 1-st to the N -th well in the form:

$$G_{1N}^r = \frac{G_{1N}^{0r}}{\Delta}, \quad (5)$$

with

$$\Delta = (1 - \Sigma_L G_{11}^{0r})(1 - \Sigma_R G_{NN}^{0r}) - \Sigma_L \Sigma_R G_{1N}^{0r} G_{N1}^{0r} \quad (6)$$

Here G_{ij}^{0r} are appropriate elements of \hat{G}^{0r} matrix and $\Sigma_{L,R}$ are the contact self-energies defined as:

$$\Sigma_{L,R} = |t_{L,R}|^2 g_{L,R}^r = \delta_{L,R} - i\Gamma_{L,R}, \quad (7)$$

where $g_{L,R}^r$ are the retarded Green's functions in the contacts. From Eq. (4) one can derive the expression for the components of \hat{G}^{0r} in the form:

$$\begin{aligned} G_{11}^{0r} &= \frac{D_0^1}{D_0^0}, \\ G_{1N}^{0r} &= \frac{\tau_1 \cdot \dots \cdot \tau_{N-1}}{D_0^0}, \\ G_{N1}^{0r} &= \frac{\tau_1^* \cdot \dots \cdot \tau_{N-1}^*}{D_0^0}, \\ G_{NN}^{0r} &= \frac{D_1^0}{D_0^0}. \end{aligned} \quad (8)$$

Here we have introduced D_q^p – the determinant of the matrix $(\omega \hat{I} - \hat{H}_0)$ with the first p rows and p columns and the last q rows and q columns crossed out. Substituting (8) into (5) one gets:

$$G_{1N}^r = \frac{\tau_1 \cdot \dots \cdot \tau_{N-1}}{D_0^0 - \Sigma_L D_0^1 - \Sigma_R D_1^0 + \Sigma_L \Sigma_R K}, \quad (9)$$

where

$$K = \frac{1}{D_0^0} (D_0^1 D_1^0 - |\tau_1|^2 \cdot \dots \cdot |\tau_{N-1}|^2).$$

The matrix $\omega \hat{I} - \hat{H}_0$ is tridiagonal, so we can use the following recurrence relation:

$$D_q^p = (\omega - \varepsilon_{p+1}) D_q^{p+1} - |\tau_{p+1}|^2 D_q^{p+2}. \quad (10)$$

Let us consider the expression $D_0^0 D_1^1 - D_0^1 D_1^0$. With the help of (10) we get:

$$\begin{aligned} D_0^0 D_1^1 - D_0^1 D_1^0 &= |\tau_1|^2 (D_0^1 D_1^2 - D_0^2 D_1^1) = \dots = |\tau_1|^2 \cdot \dots \cdot |\tau_{N-2}|^2 \left(\begin{vmatrix} \omega - \varepsilon_{N-1} & -\tau_{N-1} \\ -\tau_{N-1}^* & \omega - \varepsilon_N \end{vmatrix} - (\omega - \varepsilon_{N-1})(\omega - \varepsilon_N) \right) \\ &= -|\tau_1|^2 \cdot \dots \cdot |\tau_{N-1}|^2. \end{aligned} \quad (11)$$

From (11) it is straightforward that K in (9) is simplified to $K = D_1^1$. Thus, the denominator in (9) is nothing but the determinant of $\omega\hat{I} - \hat{H}_{eff}$:

$$G_{1N}^r = \frac{\tau_1 \cdot \dots \cdot \tau_{N-1}}{\det(\omega\hat{I} - \hat{H}_{eff})}, \quad (12)$$

where \hat{H}_{eff} is the effective Hamiltonian of the open system under consideration (RTS interacting with the continuum in the contacts):

$$\hat{H}_{eff} = \hat{H}_0 + \hat{H}_L + \hat{H}_R. \quad (13)$$

Here the interaction with the contacts is taken into account by $(\hat{H}_L)_{ij} = \Sigma_L \delta_{i1} \delta_{j1}$ and $(\hat{H}_R)_{ij} = \Sigma_R \delta_{iN} \delta_{jN}$. Real parts $\delta_{L,R}$ of the self-energies (7) correspond to the energy shift and imaginary parts $\Gamma_{L,R}$ describing the decay into the bulk's continuum, which is close in a sense to the Feshbach optical potential³⁸. The matrix H_{eff} takes the form:

$$\hat{H}_{eff} = \begin{pmatrix} \varepsilon_1 + \delta_L - i\Gamma_L & \tau_1 & \dots & 0 & 0 \\ \tau_1^* & \varepsilon_2 & \dots & 0 & 0 \\ \vdots & \vdots & \ddots & \vdots & \vdots \\ 0 & 0 & \dots & \varepsilon_{N-1} & \tau_{N-1} \\ 0 & 0 & \dots & \tau_{N-1}^* & \varepsilon_N + \delta_R - i\Gamma_R \end{pmatrix}. \quad (14)$$

In the Keldysh formalism the current through the structure consisting of N coupled wells can be written in the standard form³⁶:

$$I = \frac{e}{2\pi} \int T_{NW}(\omega) (f_L(\omega) - f_R(\omega)) d\omega. \quad (15)$$

where $f_{L,R}$ is the Fermi distribution function in the left/right contact. The transmission probability is directly expressed through the full propagator G_{1N}^r :

$$T_{NW} = 4\Gamma_L \Gamma_R |G_{1N}^r|^2. \quad (16)$$

Hence if we substitute (12) into (16), we get for the transmission coefficient the well known expression – a fraction with the characteristic polynomial of the system's effective Hamiltonian in the denominator^{39,40}:

$$T_{NW} = \frac{P^2}{\left| \det(\omega\hat{I} - \hat{H}_{eff}) \right|^2}, \quad (17)$$

where $P^2 = 4\Gamma_L \Gamma_R |\tau_1|^2 \cdot \dots \cdot |\tau_{N-1}|^2$. From (17) it follows immediately that the poles of the transmission probability and hence the poles of the scattering matrix coincide with the eigenvalues of the non-Hermitian Hamiltonian \hat{H}_{eff} (13) and (14), which are complex numbers. For $N = 1$ Eqs. (14) and (17) give the familiar Breit-Wigner formula. The resonance location on the real energy axis in this case exactly matches the real part of the transmission probability (as well as the S-matrix) pole. However, for strongly interacting resonances, which could undergo a coalescence, another approach is required.

III. AUXILIARY HAMILTONIAN

Let us consider the denominator of (17), where we substitute $\Sigma_{L,R}$ as $\delta_{L,R} - i\Gamma_{L,R}$ correspondingly. One can expand the determinant and rewrite it in the following way:

$$\det(\omega\hat{I} - \hat{H}_{eff}) = \tilde{D}_0^0 + i\Gamma_L \tilde{D}_0^1 + i\Gamma_R \tilde{D}_1^0 - \Gamma_L \Gamma_R \tilde{D}_1^1, \quad (18)$$

where \tilde{D}_q^p differs from D_q^p by taking into account the shifts $\delta_{L,R}$ in the energy of the outer wells, nevertheless, Eq. (11) is also correct for \tilde{D}_q^p . Quantities \tilde{D}_q^p are real for real values of ω and real energies ε_i , because the only possible complex matrix elements τ_i appear in the expression for \tilde{D}_q^p multiplied by their complex conjugates. Thus, if we add and subtract $P^2 = 4\Gamma_L \Gamma_R |\tau_1|^2 \cdot \dots \cdot |\tau_{N-1}|^2$ to the squared modulus of (18), we can rewrite it as:

$$\begin{aligned} \left| \det(\omega\hat{I} - \hat{H}_{eff}) \right|^2 &= \left| \tilde{D}_0^0 + i\Gamma_L \tilde{D}_0^1 + i\Gamma_R \tilde{D}_1^0 - \Gamma_L \Gamma_R \tilde{D}_1^1 \right|^2 - P^2 + P^2 = \left(\tilde{D}_0^0 - \Gamma_L \Gamma_R \tilde{D}_1^1 \right)^2 + \left(\Gamma_L \tilde{D}_0^1 + \Gamma_R \tilde{D}_1^0 \right)^2 \\ &\quad + 4\Gamma_L \Gamma_R \left(\tilde{D}_0^0 \tilde{D}_1^1 - \tilde{D}_0^1 \tilde{D}_1^0 \right) + P^2 = |Q|^2 + P^2, \end{aligned} \quad (19)$$

where

$$|Q|^2 = (\tilde{D}_0^0 + \Gamma_L \Gamma_R \tilde{D}_1^1)^2 + (\Gamma_L \tilde{D}_0^1 - \Gamma_R \tilde{D}_1^0)^2, \quad (20)$$

This equation determines Q up to an arbitrary phase factor. We can use this degree of freedom to define Q as

$$Q = \tilde{D}_0^0 - i\Gamma_L \tilde{D}_0^1 + i\Gamma_R \tilde{D}_1^0 + \Gamma_L \Gamma_R \tilde{D}_1^1, \quad (21)$$

Comparing Eqs. (18) and (21) it is easily seen that Q in (20) and (21) is the characteristic polynomial of some

auxiliary Hamiltonian \hat{H}_{aux} :

$$Q = \det(\omega\hat{I} - \hat{H}_{aux}) \quad (22)$$

with

$$\hat{H}_{aux} = \hat{H}_0 + \hat{H}_L^* + \hat{H}_R. \quad (23)$$

Here \hat{H}_L^* is the complex conjugate of \hat{H}_L from (13). Definition (23) describes the electron flow from the left to

the right. On the other hand, the opposite electron flow direction leads to the definition $\hat{H}_{aux} = \hat{H}_0 + \hat{H}_L + \hat{H}_R^*$. As one can expect, the transmission coefficient is insensitive to the electron flow direction. The matrix of the auxiliary Hamiltonian is

$$\hat{H}_{aux} = \begin{pmatrix} \varepsilon_1 + \delta_L + i\Gamma_L & \tau_1 & \dots & 0 & 0 \\ \tau_1^* & \varepsilon_2 & \dots & 0 & 0 \\ \vdots & \vdots & \ddots & \vdots & \vdots \\ 0 & 0 & \dots & \varepsilon_{N-1} & \tau_{N-1} \\ 0 & 0 & \dots & \tau_{N-1}^* & \varepsilon_N + \delta_R - i\Gamma_R \end{pmatrix}. \quad (24)$$

Ergo we have shown that the transmission of the arbitrary multi-well system (17) can be rewritten as:

$$T_{NW} = \frac{P^2}{|Q|^2 + P^2}, \quad (25)$$

with $Q = \det(\omega\hat{I} - \hat{H}_{aux})$ that is the characteristic polynomial of the non-Hermitian auxiliary Hamiltonian describing the electron flow from the left to the right.

Thus, we get, that the resonances of the transmission are *exactly* determined by the eigenvalues of the auxiliary Hamiltonian, which is the main result of this section. Formally the auxiliary Hamiltonian \hat{H}_{aux} differs from \hat{H}_{eff} in that it has the opposite signs of the imaginary terms in the first and the last element on the main diagonal (Fig. 1). These terms in \hat{H}_{aux} correspond to inflow and outflow of electrons. The imaginary terms in the Hamiltonian allowing for a description of incoming and outgoing electrons were considered also in Refs.^{29,41}. In \hat{H}_{eff} the imaginary terms making the Hamiltonian non-Hermitian describe only the outflow of electrons that characterize a transformation of a closed quantum system to an open one, whose eigenstates acquire a finite lifetime.

Expression (25) represents a compact generalization of the Breit-Wigner formula to the multilevel case. The real roots of Q are *exactly* the positions of the unity peaks of the transmission. The complex roots correspond to resonances with a transmission value smaller than unity. In the case of well separated non-unity resonances the positions of non-unity peaks are approximately determined by the real parts of the complex roots of Q .

Interrelation between the auxiliary non-Hermitian Hamiltonian and the underlying Hermitian Hamiltonian of the closed system can be easily understood in the following way. Let's consider dynamics of tight-binding site (quantum well or quantum dot) amplitudes a_i governed by \hat{H}_{aux} :

$$\omega a_i = \varepsilon_i a_i - \tau_{i-1}^* a_{i-1} - \tau_i a_i \quad 1 < i < N, \quad (26)$$

$$\omega a_1 = (\varepsilon_1 + \delta_L + i\Gamma_L) a_1 - \tau_1 a_2, \quad (27)$$

$$\omega a_N = (\varepsilon_N + \delta_R - i\Gamma_R) a_N - \tau_{N-1}^* a_{N-1}. \quad (28)$$

Eqns. (27-28) can be considered as complex boundary conditions (BC) in the site representation for the Hermitian Hamiltonian describing the closed quantum system.

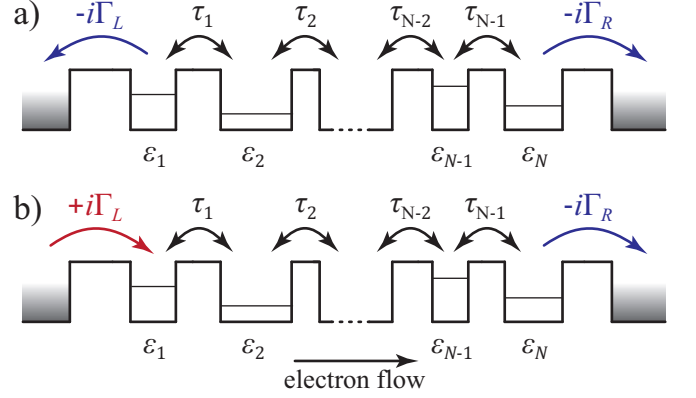


FIG. 1. (Color online) Illustrative interpretation of the effective Hamiltonian (a) and the auxiliary Hamiltonian (b) of an arbitrary N -well resonant-tunneling heterostructure sandwiched between two bulk contact regions. The horizontal thin solid line in each well represents the bare quantum well energy level ε_i .

So, the system described by the auxiliary Hamiltonian is a bounded system with special BC. To derive BC in a standard form we add two outer sites $i = 0, N + 1$ with extrapolated from inner region amplitudes (\tilde{a}_0 and \tilde{a}_{N+1}). The extrapolated amplitudes satisfy:

$$\begin{aligned} \tau_0^* \tilde{a}_0 &= -i\Gamma_L a_1, \\ \tau_N \tilde{a}_{N+1} &= i\Gamma_R a_N, \end{aligned} \quad (29)$$

which makes equation (26) applicable in the whole inner region $1 \leq i \leq N$.

The standard form of BC can be obtained treating the site amplitudes a_i as slowly varying functions of the site number, which we can express in terms of the envelope function $\psi(x)$ of the continuous coordinate variable x :

$$\begin{aligned} \tilde{a}_0 &\approx A\psi(0), \quad a_1 \approx A(\psi(0) + d_L \partial_x \psi(0)), \\ \tilde{a}_{N+1} &\approx A\psi(L), \quad a_N \approx A(\psi(L) - d_R \partial_x \psi(L)). \end{aligned} \quad (30)$$

Here A is a normalization constant (a conversion factor from the site representation into the continuous one) and $d_{L,R}$ – intersite spacing. Substituting (30) into Eq. (29), we get mixed (third type) BC for the envelope functions:

$$-\partial_x \psi(0) = \lambda_L \psi(0), \quad \partial_x \psi(L) = \lambda_R \psi(L), \quad (31)$$

where

$$\lambda_L = -i \frac{\tau_0^* + i\Gamma_L}{\Gamma_L d_L}, \quad \lambda_R = i \frac{\tau_N - i\Gamma_R}{\Gamma_R d_R}. \quad (32)$$

Thus, the auxiliary Hamiltonian allows to map the unbounded scattering problem for RTS of a general form (including nonsymmetric RTS) into a bounded one with certain BC (31). This result generalizes the observation of Ref.³² that the collapse of the overbarrier resonances in a symmetric multiple quantum well structure can be described on the basis of a Hermitian Schrödinger equation

with the \mathcal{PT} -symmetric Robin boundary conditions. A similar feature was described in Ref.¹⁷ in studying the S-matrix eigenvalues properties of \mathcal{PT} -symmetric optical systems. However, the parameter $\lambda_{L,R}$ in our case is a complex quantity that is different in general on different subsets of the boundary, while in Ref.¹⁷ it is pure imaginary and takes the same value on the whole boundary (Robin BC). It reflects the fact that we are dealing with a scattering problem at a given direction of the particle flow but not with the scattering matrix eigenvalue problem.

To demonstrate efficiency of the auxiliary Hamiltonian notion consider perfect transmission of non-symmetric RTS. Any RTS can be considered as a two-barrier RTS with composite barriers. Perfect transmission takes place when the transparencies of the composite barriers are equal to each other. According to the results of this section the unit transparency is achieved at the energies, which are the real eigenvalues of the non-Hermitian Hamiltonian. However, a non-symmetric RTS is characterized by an auxiliary non-Hermitian Hamiltonian which is, generally, *not* \mathcal{PT} -symmetric. Hence we obtain the method of constructing non-Hermitian Hamiltonians with real eigenvalues, which do not possess \mathcal{PT} -symmetry.

Consider as an example an asymmetric double-well structure. In the case of a perfect transmission the polynomial Q of the structure should have one real and one complex root:

$$Q = (\omega - a)(\omega - b - ic), \quad (33)$$

where a , b and c are real. On the other hand, a general form of Q_{gen} for an asymmetric structure is:

$$Q_{gen} = \begin{vmatrix} \omega - \varepsilon_1 - i\Gamma_L & -\tau_1 \\ -\tau_1^* & \omega - \varepsilon_2 + i\Gamma_R \end{vmatrix}. \quad (34)$$

Expanding (34) and comparing its coefficients with (33) one can conclude that it is possible to make one unity transmission peak by tuning only one parameter, for example, setting ε_1 to be:

$$\varepsilon_1 = \varepsilon_2 \pm (\Gamma_L - \Gamma_R) \sqrt{\frac{|\tau_1|^2}{\Gamma_L \Gamma_R} - 1}. \quad (35)$$

This substitution makes transmission to be perfect at

$$\omega_{perf} = \varepsilon_2 \mp \sqrt{\frac{|\tau_1|^2 \Gamma_R}{\Gamma_L} - \Gamma_R^2}. \quad (36)$$

The sign choice in (36) depends on the sign chosen in (35). Thus, we have shown that a double-well asymmetric structure can have perfect transmission at any given energy ω_0 . This can be achieved by tuning system's parameters in a way to have $\omega_0 = \omega_{perf}$ from (36) and setting ε_1 in accordance with (35). In turn the non- \mathcal{PT} -symmetric non-Hermitian Hamiltonian described by matrix (34) possesses real eigenvalues Q.E.D.

IV. SYMMETRY BREAKING IN SYMMETRIC STRUCTURES

In symmetric RTS ($\Gamma_L = \Gamma_R = \Gamma$, $\varepsilon_{N+1-i} = \varepsilon_i$, $\delta_L = \delta_R$ and $\tau_{N-i} = \tau_i$) the auxiliary Hamiltonian (23) becomes \mathcal{PT} -symmetric:

$$\hat{H}_{aux}^{symm} = \hat{H}_{\mathcal{PT}} = \hat{H}_0 + \hat{H}_\Gamma, \quad (37)$$

where $(\hat{H}_\Gamma)_{ij} = i\Gamma(\delta_{i1}\delta_{j1} - \delta_{iN}\delta_{jN})$ corresponds to the case of the electron flow from the left to the right. Thus, for symmetric RTS, the unity peaks of transmission, according to (25), are defined by the eigenvalues of the non-Hermitian \mathcal{PT} -symmetric Hamiltonian (37), which can be real and possess EP. Under these assumptions the mixed BC (31) become Robin \mathcal{PT} -symmetric with:

$$\lambda_L = \lambda_R^* = \lambda.$$

Hereinafter we assume the states in each well to have the same energy ($\varepsilon_i = \varepsilon_0$ for each i) and the energy shifts in the outer wells to be zero ($\delta_L = \delta_R = 0$). These restrictions make it possible to describe the collapse formally of an arbitrary number of resonances. The assumption about the real parts of the self-energies ($\delta_L = \delta_R = 0$) physically means that we consider energy levels of RTS located near the center of the band in contacts⁴² (equivalently we can treat the contact band to be wide compared to the RTS subband⁴³).

In the case of symmetric structures all the coefficients of polynomial Q are real and it has some remarkable properties, which are rigorously proved in Appendix A. It can be shown that Q is the $N/2$ -th order polynomial of $(\omega - \varepsilon_0)^2$ for even N and $(N-1)/2$ -th order polynomial of $(\omega - \varepsilon_0)^2$ multiplied by $(\omega - \varepsilon_0)$ for odd N . Hence all the roots of Q are symmetric in pairs with respect to the energy $\omega = \varepsilon_0$. There are enough independent system's parameters Γ and $\{\tau_i\}$ to control the positions of all the roots of Q (taking into account the aforementioned restrictions). The coalescence of two real roots of Q at EP and then their transformation into a pair of complex conjugates corresponds to the coalescence of two unity resonances into one with a transmission value smaller than unity. In structures with an even number of wells N all the roots of Q (all the eigenvalues of \mathcal{PT} -symmetric \hat{H}_{aux}) can be made complex under a variation of the Hamiltonian parameters, which means the absence of unity transmission peaks. At the resonance with the transparency smaller than unity the spatial symmetry is broken (see this section below). Hence, a coalescence of resonances in such a structure with an even number of wells means \mathcal{PT} -symmetry breaking of the auxiliary Hamiltonian. It is the collapse of resonances (CR), which was described in Ref.²⁴ for $N = 2$ resonances. However, for an odd N there is always at least one real root $\omega = \varepsilon_0$ (see Appendix A for details). Hence, there is always at least one perfect transmission resonance, which preserves the spatial symmetry. For $N = 3$ resonances it was observed in Ref.³⁵. Generally, the interaction of

pairs of eigenvalues is the only type of \hat{H}_{aux} eigenvalues interaction^{44,45}. However, under a specific choice of the Hamiltonian parameters (just as made in this section) all the unity resonances can coalesce together forming an N -th order exceptional point (EP) of $\hat{H}_{aux}^{symm} = \hat{H}_{PT}$ (they do it in pairs but at the same values of the parameters and energy).

Consider the electron's density distribution in a symmetric RTS. In the absence of incoherent effects (inelastic scattering, etc.) one can write the electron concentration in the i -th well in the Keldysh formalism as⁴⁶:

$$n_i = \frac{\Gamma}{2\pi} (f_L |G_{i1}^r|^2 + f_R |G_{iN}^r|^2), \quad (38)$$

where $f_{L,R}$ is the Fermi-Dirac distribution function in the left/right contact correspondingly. The propagators G_{i1}^r and G_{iN}^r can be obtained from the following Dyson equation³⁶:

$$G_{ij}^r = G_{ij}^{0r} + \Sigma_L G_{i1}^{0r} G_{1j}^r + \Sigma_R G_{iN}^{0r} G_{Nj}^r, \quad (39)$$

where the Green's function of the isolated system G_{ij}^{0r} is derived from (4). The self-energies $\Sigma_{L,R} = \delta_{L,R} - i\Gamma_{L,R}$

are simplified to $\Sigma_L = \Sigma_R = -i\Gamma$ under the assumptions made in this section. From (39) we can get:

$$\begin{aligned} G_{i1}^r &= \frac{1}{\Delta} [G_{i1}^{0r} + i\Gamma (G_{NN}^{0r} G_{i1}^{0r} - G_{iN}^{0r} G_{N1}^{0r})], \\ G_{iN}^r &= \frac{1}{\Delta} [G_{iN}^{0r} + i\Gamma (G_{11}^{0r} G_{iN}^{0r} - G_{i1}^{0r} G_{1N}^{0r})], \end{aligned} \quad (40)$$

with Δ determined in (6).

One can see from Eq. (38), that the electron concentration in the $N-i+1$ -th well (symmetric to i -th one) is defined by the absolute values of the propagators $G_{N-i+1,1}^r$ and $G_{N-i+1,N}^r$, which, according to the symmetry of the structure, are equal to the absolute values of G_{iN}^r and G_{i1}^r correspondingly. So, the difference of the electron concentrations in the symmetric i -th and $N-i+1$ -th wells can be written as follows:

$$n_i - n_{N-i+1} = \frac{\Gamma}{2\pi} (f_L - f_R) (|G_{i1}^r|^2 - |G_{iN}^r|^2). \quad (41)$$

Using (4) one can calculate all G_{ij}^{0r} required in (40) in terms of D_q^p (which is $D_q^p = D_p^q$ in a symmetric structure) and then express the quantity $|G_{i1}^r|^2 - |G_{iN}^r|^2$ in the factored form:

$$|G_{i1}^r|^2 - |G_{iN}^r|^2 = \frac{(D_0^i)^2 |\tau_1|^2 \cdot \dots \cdot |\tau_{i-1}|^2 - (D_{N-i+1}^0)^2 |\tau_i|^2 \cdot \dots \cdot |\tau_{N-1}|^2}{(D_0^0)^4 |\Delta|^2} [(D_0^0)^2 + \Gamma^2 ((D_0^1)^2 - |\tau_1|^2 \cdot \dots \cdot |\tau_{N-1}|^2)]. \quad (42)$$

The last factor in (42), according to (11) and defini-

tion of the polynomial Q , is equal to $D_0^0 Q$. So, we can rewrite (41) as:

$$n_i - n_{N-i+1} = \frac{\Gamma}{2\pi} (f_L - f_R) \frac{(D_0^i)^2 |\tau_1|^2 \cdot \dots \cdot |\tau_{i-1}|^2 - (D_{N-i+1}^0)^2 |\tau_i|^2 \cdot \dots \cdot |\tau_{N-1}|^2}{(D_0^0)^3 |\Delta|^2} \times Q. \quad (43)$$

The key feature of Eq. (43) is that $n_i - n_{N-i+1} \propto Q$. A real energy ω_r , corresponding to a unity-valued resonance is equal to a real root of Q , so in such a resonance the value of $Q(\omega_r)$ and, consequently, the value of the difference $n_i(\omega_r) - n_{N-i+1}(\omega_r)$ is zero for any i - i.e. the electrons are distributed symmetrically. However, for the case of a resonance with a transmission coefficient value smaller than 1 (for example, in the postcollapse³³ state), the value of Q at the resonance's position energy ω_c is nonzero and so the difference $n_i(\omega_c) - n_{N-i+1}(\omega_c) \neq 0$, which means the symmetry breaking of the electron density distribution. Thus, in structures with an even number of wells, there is a symmetry breaking accompanying CR, because the transmission at the remaining peak after CR is less than unity. In the case of an odd number of wells, as we have shown above, the remaining peak is

always unity-valued and, so, no symmetry breaking happens.

Introduction of the auxiliary Hamiltonian \hat{H}_{aux} makes it possible to perform a direct comparison between the poles of the scattering matrix and location of the transmission resonances by studying the eigenvalues of \hat{H}_{eff} and \hat{H}_{aux} . In the tight-binding approximation the poles of S-matrix of a double-well symmetric structure are:

$$\omega_{Spole}^{2W} = \varepsilon_0 \pm |\tau_1| - i\Gamma. \quad (44)$$

The transmission peaks are located at energies, which are eigenvalues of \hat{H}_{aux} :

$$\omega_{peak}^{2W} = \varepsilon_0 \pm \sqrt{|\tau_1|^2 - \Gamma^2}. \quad (45)$$

It is easily seen from (44-45), that in the limit of a narrow well separated resonances ($\Gamma \ll \tau_1$) positions of the

transmission peaks ω_{peak}^{2W} coincide with the real parts of the S-matrix poles up to the terms linear in $\Gamma/|\tau_1|$:

$$\begin{aligned}\omega_{peak}^{2W} &= \varepsilon_0 \pm |\tau_1| + O\left(\left(\frac{\Gamma}{|\tau_1|}\right)^2\right) \\ &= \text{Re } \omega_{Spole}^{2W} + O\left(\left(\frac{\Gamma}{|\tau_1|}\right)^2\right).\end{aligned}$$

In the case of an overlapping and wide resonances, when Γ/τ_1 is not small, the approximation of peaks positions with real parts of S-matrix poles is completely unsuitable. Moreover, the scattering matrix poles do not describe the behavior of overlapping resonances even qualitatively. Indeed, the transmission peaks positions (45) can coalesce at $\Gamma = |\tau_1|$, whereas the real parts of the S-matrix poles (44) do not coalesce at all. Although, the real parts of the S-matrix poles can exhibit a coalescence as well. For example, in an $N = 3$ well structure the S-matrix poles are: $\omega_{Spole}^{3W} = \varepsilon_0 - i\Gamma + n\sqrt{8|\tau_1|^2 - \Gamma^2}$, where $n = \{-1, 0, 1\}$. The transmission peaks in this case are located at $\omega_{peak}^{3W} = \varepsilon_0 + n\sqrt{2|\tau_1|^2 - \Gamma^2}$, where again $n = \{-1, 0, 1\}$.

V. ENVELOPE WAVEFUNCTION APPROXIMATION

The previous discussion was based on a tight-binding approximation with the nearest neighbors hopping. Nevertheless, qualitative conclusions are meaningful beyond this approximation and are quite universal. In this section we demonstrate this universality by means of a numerical solution of an effective mass 1D Shrödinger equation:

$$\left(-\frac{\hbar^2}{2m^*}\nabla^2 + U(x)\right)\psi(x) = E\psi(x), \quad (46)$$

with a step-like potential $U(x)$ describing an N -well RTS. To solve Eq. (46) numerically we use the transfer matrix technique^{47–49}. The assumption made in the tight-binding model about the energy shifts: $\delta_L = \delta_R = 0$ is taken into account in the Shrödinger equation formalism by placing the energy of the quasilocalized states in the middle of the barrier height³⁹. Figure 2 shows the positions of the transmission maxima vs. the ratio of the central to the outside barrier widths (l/w) and the electron wavefunction distribution profiles for the $N = 2$ wells and $N = 3$ wells structures with the barrier height of $V = 0.3$ eV, effective mass $m^* = 0.067m_0$, fixed outside barrier thickness of $w = 2$ nm and wells width of $a = 3.0485$ nm (which sets the energy of the quasilocalized states in the middle of the barrier height). The transmission coefficient vs. the energy plots are shown in Fig. 3 for the same values of the l/w ratios as the electron wavefunction profiles in Fig. 2. In the case of an odd N (Fig. 2b) the postcollapse transmission is perfect and

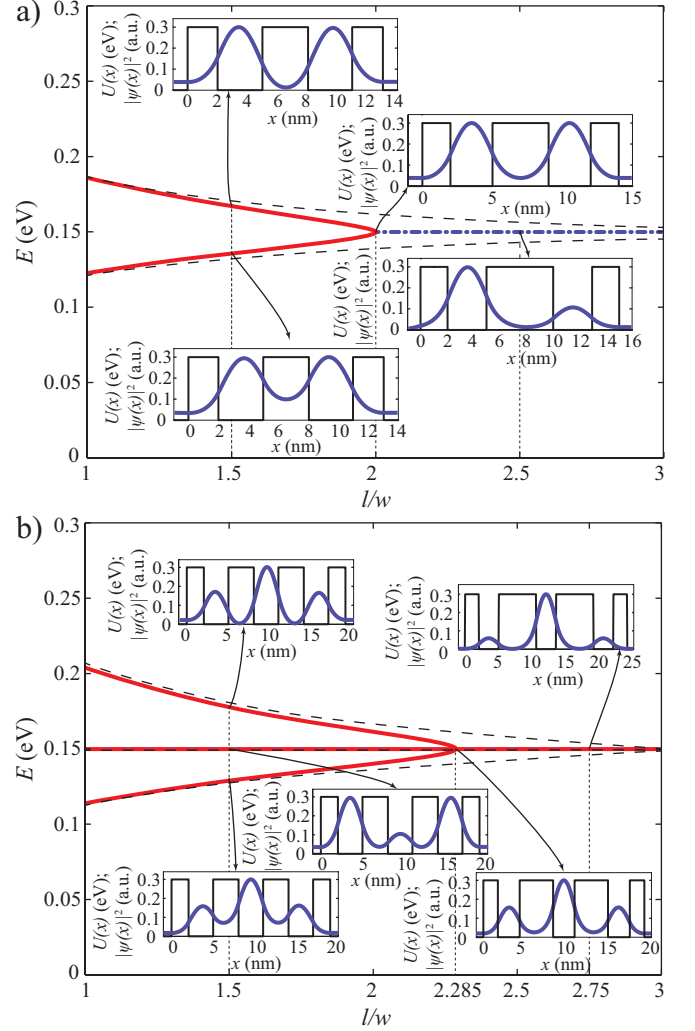


FIG. 2. (Color online) Numerically calculated positions of the transmission maxima and real parts of the S-matrix poles vs. the ratio of the central to the outside barrier widths l/w for $N = 2$ wells (a) and $N = 3$ wells (b) structures. The solid lines correspond to unity valued maxima, the dot-dashed lines – to non unity maxima peaks and the dashed lines stand for the real parts of the S-matrix poles. Also the electron wavefunction distribution profiles are shown at the resonances at various values of parameter l/w .

the symmetry of the electron wavefunction distribution is conserved, whereas for an even N (Fig. 2a) the postcollapse transparency peak has a non-unity magnitude and the symmetry is broken.

The physical mechanism of the different behavior of symmetric systems with odd and even numbers of the quantum wells at EP is as follows. As was pointed above and in Refs.^{44,45} the coalescence of resonances is a pair process. The electronic state is degenerate at the EP (contrary to the crossing point) and is formed by a linear combination of the states at the resonances, which undergo the coalescence. In the case of an even- N structure such states are always either adjacent states on the

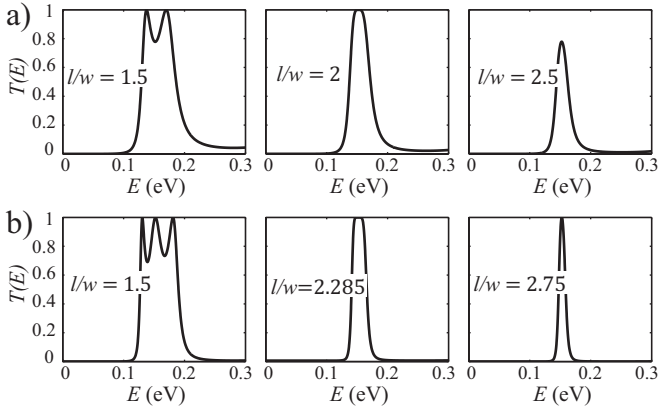


FIG. 3. Numerically calculated transmission coefficient vs. the energy plots for $N = 2$ wells (a) and $N = 3$ wells (b) structures at different values of the central to the outside barrier widths ratio l/w , at which the electron's wavefunction profiles in Fig. 2 were plotted.

energy axis or they are separated by an even number of resonances (for higher order EP), i.e. they possess the reverse symmetry. Hence, a combination of symmetric and antisymmetric wavefunctions results in the formation of a nonsymmetric wavefunction that is responsible for the spatial symmetry breaking. In the case an odd order EP, which is depicted in Fig. 2b, a pair of resonances undergoing a coalescence is separated on the energy axis by an odd number of resonances and the corresponding wavefunctions possess the same symmetry. Hence, state at EP preserves its symmetry, which remains unbroken.

A numerical simulation of a triple-well structure shows that both the S-matrix poles and the resonances positions can coalesce, however, at completely different ratios of the parameters in accordance with the analytical tight-binding results of the previous section. Figure 2b with the results of the numerical simulation illustrates this statement – transmission peaks (solid lines) coalesce at appr. $l/w = 2.285$ and the S-matrix poles (dashed lines) at appr. $l/w = 3$.

It directly follows from the above presented physical picture of SB that in odd- N structures a coalescence of two adjacent resonances will result in SB just as in even- N structures. Consider a symmetric $N = 5$ wells structure with the barrier height of $V = 0.3$ eV, inner barriers thickness $l_1 = 3$ nm and $l_2 = 5$ nm (inset in the Fig. 4a.) and interbarrier separation (well width) $a = 5$ nm. In this case there will be two groups of levels of the whole structure (strictly speaking – subbands accounting for the in-plane motion) originating from the two energy levels $E_0 = 0.0893$ eV and $E_1 = 0.2869$ eV in the isolated well. We consider the lowest group of levels, generated by the state with the energy $E_0 < V/2$, which means that there are negative shifts $\delta_L = \delta_R$ in the 1-st and 5-th wells energies³⁹, respectively. The results of the envelope function (46) simulations are depicted in Fig. 4a. Figure 4b presents a plot of the real eigenvalues and real

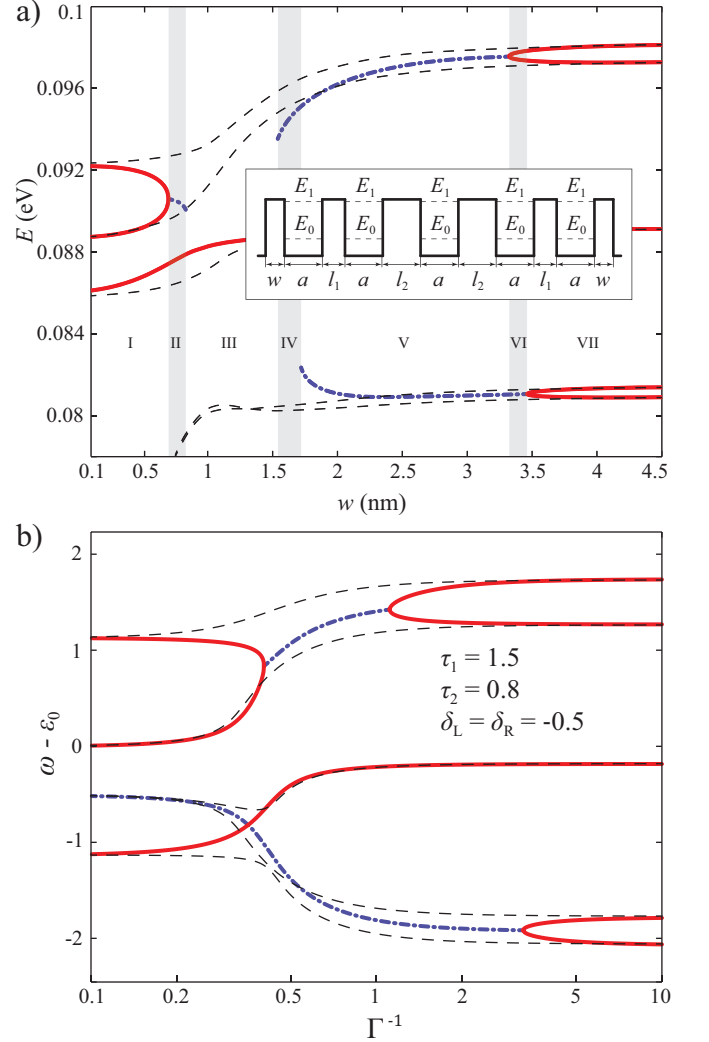


FIG. 4. (Color online) Numerically calculated positions of the transmission maxima (solid lines – unity values, dot-dashed lines – non unity values) and the real parts of the S-matrix poles (dashed lines) vs. the outside barrier width w for the structure (shown in the inset) with $N = 5$ wells. Regions with different number of the transmission peaks are labeled by Roman numerals. The postcollapse regime with only one transmission peak is observed in region III. (a). The positions of the real eigenvalues of tight-binding auxiliary Hamiltonian (solid line) and the real parts of its complex eigenvalues (dot-dashed lines) along with the real parts of effective Hamiltonian eigenvalues (thin dashed lines) vs. the inverse rate of the decay into the contacts Γ in the logarithmic scale for the structure with $N = 5$ wells and the non-zero negative energy shifts $\delta_L = \delta_R < 0$ in the outer wells (b).

parts of the complex eigenvalues of the tight-binding auxiliary Hamiltonian that qualitatively corresponds to this situation ($\delta_L = \delta_R < 0$). The tight-binding qualitative model helps to understand which pair of the resonances undergoes a coalescence and bifurcation because it shows the positions of the real parts of the complex eigenvalues

of H_{aux} in the region, where the numerical calculation fails to resolve nonunity peaks, as they are absorbed by peaks with higher transparency. The simulation results explicitly demonstrate that two adjacent resonances in an odd- N structure do undergo CR accompanied by SB. Another interesting feature – is a reentrant transition into a \mathcal{PT} -symmetric region from a symmetry broken phase. Analogous behavior of the eigenvalues was described in Ref.^{45,50}.

A coalescence of only one pair of resonances in an $N = 5$ well symmetric structure was described in Ref.³⁹, where it was related to a superradiance transition and population trapping⁵¹ caused by multichannel effects (the latter results in narrowing of $N - 2$ and broadening of 2 resonance levels of an open system⁵²). Our structure (inset in Fig. 4a) differs from the structure in Ref.³⁹ only by different numerical values of the barrier thickness, height and wells width. In our example one can observe a coalescence of different numbers of resonance pairs in different regions: three unity peaks in region I, one unity and one nonunity peak in region II, single unity peak in region III and so on (see Fig. 4a). Hence it has nothing to do with multichannel effects (in fact we have only one incoming and one outgoing channel).

VI. CATASTROPHES

Consider an N -order EP where N resonances with the unit transparency coalesce (CR point). Such a point is defined by a certain ratio between the structure's parameters $\Gamma : |\tau_1| : \dots : |\tau_{N-1}|$, i.e. it is a specific point in the projective space of the parameters. Thus, one can treat an N -order EP as a quantum catastrophe^{53,54} of the auxiliary Hamiltonian. At the very moment of the resonance coalescence the polynomial Q has only one degenerate root $\omega = \varepsilon_0$ and so it has the form: $Q_{CR} = (\omega - \varepsilon_0)^N$. Consequently, the transmission coefficient at the CR point has essentially a non Breit-Wigner form:

$$T_{NW}^{CR}(\omega) = \frac{\tilde{\Gamma}^{2N}}{(\omega - \varepsilon_0)^{2N} + \tilde{\Gamma}^{2N}}, \quad (47)$$

where $\tilde{\Gamma}$ is a function of structure's parameters Γ and τ_i .

The main feature of this expression is that first $2N - 1$ derivatives take zero values at $\omega = \varepsilon_0$. The first nonzero derivative will be only of the $2N$ -th order, which means that it is a degenerate extremum point, and the best mathematical tool here is the catastrophe theory. If one chooses the structures parameters $\{\tau_i\}$ and Γ close to their critical ratios $|\tau_i|/\Gamma = c_i$ (corresponding to CR), the Taylor expansion of the transmission coefficient near $\omega = \varepsilon_0$ will be as follows (truncating higher order terms):

$$f_{NW}^0(x) = \frac{1}{a} [T_{NW}(\omega) - T_{NW}(\varepsilon_0)] \approx x^{2N} + \sum_{k=2}^{2N-1} \frac{x^k}{ak!} T_{NW}^{(k)}, \quad (48)$$

where $a = \frac{1}{(2N)!} T_{NW}^{(2N)}(\varepsilon_0) \neq 0$, $x = \omega - \varepsilon_0$ and $T_{NW}'(\varepsilon_0) = 0$ as it is an extremum point. If one introduces a small detuning of the parameters from their critical ratios: $\alpha_i = |\tau_i| - c_i\Gamma$, then higher order derivatives (up to $2N - 1$) can be assumed to be some h -order ($h \geq 1$) forms of $\{\alpha_i\}$ vector, because they vanish at the moment of CR (when all $\alpha_i = 0$).

According to the Tom and Arnold's classification of elementary catastrophes³⁴ such an expansion with the highest nonzero term of the $2N$ -th order is classified as of cuspid type catastrophe $A_{-(2N-1)}$. Consider as an example expansions for triple- and four-barrier ($N = 2$ and $N = 3$) structures for which the catastrophe classification has special names: A_{-3} – cusp and A_{-5} – butterfly. After bringing to the canonical form (i.e. applying an appropriate variable substitution) the expansions take the form of cross-sections of the corresponding catastrophes:

$$\begin{aligned} f_{2W}^0(x) &= x^4 + k_2\alpha_1x^2, \\ f_{3W}^0(x) &= x^6 + l_4\alpha_1x^4 + l_2\alpha_1^2x^2, \end{aligned} \quad (49)$$

where k_2 and $l_{2,4}$ are nonzero coefficients. Here α_1 is a control parameter and x is a variable.

Introduction of small imperfections in an ideal symmetric structure results in a modification of the transmission coefficient derivatives in Eq. (48). Dissipative effects in the Keldysh formalism can be described by an appropriate self-energy⁵⁵ with a certain spectral function $J(\omega)$ of the scatterers (in the simplest case of an elastic phase breaking⁵⁶: $J(\omega) \propto \delta(\omega)$). Also, one can treat scattering in a phenomenological model of an optical potential⁵⁷ in the effective mass Schrödinger equation approach (46). The scattering influences the transmission in two ways: through a modification of the coherent part and through an introduction of the incoherent part. Weak elastic phase breaking can be described phenomenologically by adding small terms in the expressions for the derivatives. Therefore, the canonical expansion f_{3B}^0 in eq. (49) can be rewritten as:

$$f_{2W}^{Scatt.}(x) = x^4 + (k_2\alpha_1 + m_2W_0)x^2 + m_1W_0x, \quad (50)$$

where $m_{1,2}$ – nonzero coefficients and W_0 – a quantity, describing the scattering (for example, a value of the optical potential or the imaginary part of the corresponding self-energy in the Keldysh formalism). This expansion is a fully parametrized cusp catastrophe. From eq. (50) it is clear that CR is possible only in the absence of scattering (when both linear and quadratic terms in (50) turn to zero). Figure 5 schematically shows the surface of the extreme points of the total transmission (sum of the coherent and incoherent parts) of a symmetric double-well structure with scattering in the wells in the small neighborhood of CR point. Also, one can see here its numerically calculated cross-sections for the structure with left and right barrier thickness of $w = 2$ nm, barriers height $V = 0.3$ eV, well width $a = 3.0485$ nm and effective mass $m^* = 0.067m_0$. This surface have a typical form of a cusp type catastrophe. It can be shown that presence of

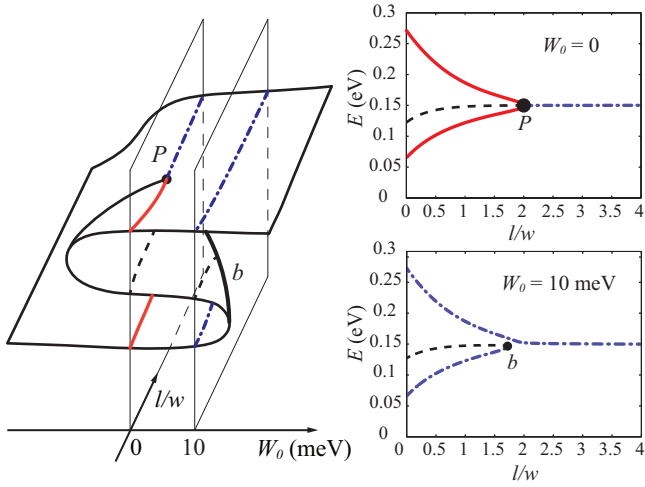


FIG. 5. (Color online) On the left: schematic view of the extreme points surface of the total transmission of a symmetric double-well RTS in the neighborhood of CR point P . The horizontal axis are parameters (the central to the outside barriers widths ratio l/w and the scattering W_0). The point P – is a CR point (EP), in which the maximums (upper and lower lists of the surface) and minimum (middle list of the surface) coalesce. On the right: numerically calculated cross-sections (in the planes shown on the left) of this surface for the structure without scattering (upper) and with $W_0 = 10$ meV (lower). The solid lines – unity maximums of the transmission, the dot-dashed lines – non unity maximums and the dashed lines – minimums.

scattering modifies P in the denominator of Eq. (25) to $P' > P$, thus, making it greater than P in the numerator.

Introduction of asymmetry in a double-well RTS ($\Gamma_L \neq \Gamma_R$) has similar results. If asymmetry is small, then the expansion of the transmission in the canonical form is expressed as:

$$f_{2W}^{Asymm.}(x) = x^4 + (k_2\alpha_1 + n_2\gamma)x^2 + n_1\gamma\alpha_1x, \quad (51)$$

where γ is a small asymmetry parameter: $\gamma = \Gamma_L - \Gamma_R$ and $n_{1,2}$ are nonzero coefficients. Contrary to scattering, an asymmetry influences the linear term only in the second order of smallness (multiplied by another small parameter α_1). It is worth mentioning that, as can be seen from Eq. (50–51), effects of an asymmetry and scattering cannot cancel each other, i.e. CR cannot be achieved in the structure with both small scattering and a small asymmetry, because their influence is of different order.

VII. SUMMARY

We have shown that the problem of determining the positions of the transparency peaks in dissipationless RTS can be mapped exactly on the eigenvalue problem for an auxiliary non-Hermitian Hamiltonian. This auxiliary non-Hermitian Hamiltonian can be deduced directly from an effective optical-potential-like Hamilto-

nian, which describes decaying states of an open quantum system and whose eigenvalues determine the poles of the scattering matrix. Real eigenvalues of the auxiliary non-Hermitian Hamiltonian *exactly* define the position of unit transparency peaks. Hence, we obtain the procedure of mapping generally non-symmetric RTS on a family of non-Hermitian Hamiltonians, which generally do not have \mathcal{PT} -symmetry but do possess real eigenvalues. What kind of symmetry, if any, is responsible for realness of eigenvalues is an interesting question to be answered in future studies.

In a spatially symmetric RTS the auxiliary non-Hermitian Hamiltonian is \mathcal{PT} -symmetric and its real eigenvalues can coalesce at EP. Hence, all the results obtained in the literature concerning EP and \mathcal{PT} -symmetry breaking are applicable to the description of a symmetric RTS. A coalescence of the auxiliary non-Hermitian Hamiltonian eigenvalues means the coalescence of resonances in RTS. Thus, manifestation of \mathcal{PT} -SB in a fermionic system has been described. In fermionic systems a conventional approach to associate \mathcal{PT} -invariant terms in the non-Hermitian Hamiltonian with gain/loss processes is not directly applicable because of the particle (norm) conserving requirement for fermions. In our model these terms correspond to incoming/outgoing flows of electrons. A macroscopic quantity, which characterizes \mathcal{PT} -symmetry of our system is the stationary current or particle flow that is a polar and time-odd vector. Our model explains why a coalescence of an even number of resonances does result in SB and a coalescence of an odd number of resonances does not. Spontaneous SB phenomenon in an open quantum system has been already described earlier⁵⁸ within the Caldeira-Leggett model⁵⁹, which relates SSB to tunneling suppressed by dissipation. In our case SB is a purely coherent phenomenon. Dissipation destroys EP and SB.

In condensed matter physics a classification of states with broken symmetry is based on the group theory, which limits the possible number of different states. In the case of CR in RTS the mirror symmetry is the only symmetry that is broken. However, the number of resonances which coalesce can vary. We have shown that a variety of exceptional points and related phenomena characterized by coalescence of a different number of resonances can be classified in terms of the catastrophe theory.

A direct experimental observation of a coalescence of resonances in RTS is not a simple task. In common current-voltage characteristic measurements the peculiarities of the transparency coefficient near EP in the expression for the current could be smeared out by a contribution of electrons with different energies within the extended Fermi-distribution. Hence, delicate differential transport measurements and/or a implementation of selective in energy electron sources are required. The latter can be realized, for example, with the help of traditional technique based on resonant tunneling⁶⁰. Another feature, which can have possible applications is a specific

non Breit-Wigner transmission profile (47). In optical systems, where, contrary to electron systems, monochromaticity is essential, transmission peculiarities can be observed directly. So, such a profile creates a wide window with almost perfect transmission.

ACKNOWLEDGMENTS

AAG would like to acknowledge the Program of Fundamental Research of the Presidium of the Russian Academy of Science for partial support.

Appendix A: Properties of polynomial Q in symmetric case

In the case of a symmetric structure ($\Gamma_L = \Gamma_R = \Gamma$ and $\tau_i = \tau_{N-i}$) with all the restrictions mentioned in Sec. IV ($\varepsilon_i = \varepsilon_0$ and $\delta_L = \delta_R = 0$) the polynomial Q is the characteristic polynomial of the \mathcal{PT} -symmetric tridiagonal matrix $(\omega\hat{I} - \hat{H}_{\mathcal{PT}})$ with $\hat{H}_{\mathcal{PT}}$ from (37). So we can use appropriate relations and write Q as follows:

$$Q = \det(\omega\hat{I} - \hat{H}_{\mathcal{PT}}) = (\omega^2 + \Gamma^2) D_1^1 - 2\omega|\tau_1|^2 D_1^2 + |\tau_1|^4 D_2^2. \quad (\text{A1})$$

Here and everywhere below in this section we assume $\varepsilon_0 \mapsto 0$ without loss of generality.

Consider the case of an even number of quantum wells N . The statement to prove here is that Q is a polynomial of ω^2 , i.e. it consists only of even powers of ω . This is obvious for $N = 2$ as $Q_{2W} = \omega^2 + \Gamma^2 - |\tau_1|^2$. For an even $N > 2$ we will, first of all, prove the following statement:

$$\begin{aligned} (D_1^1)_N &= p_N(\omega^2), \\ (D_1^2)_N &= \omega q_N(\omega^2), \\ (D_2^2)_N &= r_N(\omega^2), \end{aligned} \quad (\text{A2})$$

where p_N , q_N and r_N are some polynomials and the subscript N indicates the number of wells, i.e. the dimensions of the initial matrix $(\omega\hat{I} - \hat{H}_{\mathcal{PT}})$. We use the mathematical induction on an even N . The induction basis is the $N = 4$ case: $(D_1^1)_4 = \omega^2 - |\tau_2|^2$, $(D_1^2)_4 = \omega$ and $(D_2^2)_4 = 1$. Now we assume that (A2) has been proved for $N - 2$ and try to prove it for N . So, using the tridiagonal matrix properties one can expand $(D_1^1)_N$:

$$(D_1^1)_N = \omega^2 (D_2^2)_N - 2\omega|\tau_2|^2 (D_3^2)_N + |\tau_2|^4 (D_3^3)_N. \quad (\text{A3})$$

It is easy to see that the quantity $(D_i^j)_N$ is the same as $(D_{i-1}^{j-1})_{N-2}$ under some appropriate reindexing of τ_i . Hence, according to induction assumption (A2) for $N - 2$ we can write following:

$$\begin{aligned} (D_2^2)_N &= \tilde{p}_{N-2}(\omega^2), \\ (D_1^2)_N &= \omega \tilde{q}_{N-2}(\omega^2), \\ (D_2^2)_N &= \tilde{r}_{N-2}(\omega^2), \end{aligned} \quad (\text{A4})$$

where \tilde{p}_{N-2} , \tilde{q}_{N-2} and \tilde{r}_{N-2} are the corresponding polynomials from (A2) with the reindexed τ_i . Thus, substituting (A4) into (A3), we show that $(D_1^1)_N$ is a polynomial of ω^2 , which proves the first equality in (A2). The second and the third equalities in (A2) can be proved by the same arguments. So, after showing that (A2) is true, we can substitute it into (A1) and get that for an even N polynomial Q is the $N/2$ -th order polynomial of ω^2 .

For an odd N in the same way one can prove that Q is a polynomial of ω^2 multiplied by ω , i.e. it consists only of odd powers of ω . Cases $N = 1$ and $N = 3$ are easily checked straightforwardly and for an odd $N > 3$ once again we can use the mathematical induction just as it was done above for an even N . So, first we show that

$$\begin{aligned} (D_1^1)_N &= \omega p_N(\omega^2), \\ (D_1^2)_N &= q_N(\omega^2), \\ (D_2^2)_N &= \omega r_N(\omega^2). \end{aligned} \quad (\text{A5})$$

Then substituting (A5) into (A1) finishes the proof of the polynomial Q to be the $(N - 1)/2$ -th order polynomial of ω^2 multiplied by ω in the case of an odd N .

* Also at National Research University of Electronic Technology, 124498, Zelenograd, Moscow, Russia.; aagor137@mail.ru

¹ C. M. Bender and S. Boettcher, Phys. Rev. Lett. **80**, 5243 (1998).

² C. M. Bender, S. Boettcher, and P. N. Meisinger, Journal of Mathematical Physics **40**, 2201 (1999).

³ C. M. Bender, Reports on Progress in Physics **70**, 947 (2007).

⁴ A. Mostafazadeh, J. Math. Phys. **43** (2002).

⁵ T. Kato, *Perturbation Theory for Linear Operators*, Classics in Mathematics (Springer Berlin Heidelberg, 1995).

⁶ W. D. Heiss, Journal of Physics A: Mathematical and Theoretical **45**, 440102 (2012).

⁷ M. Berry, Czechoslovak journal of physics **54**, 1039 (2004).

⁸ J. Wiersig, Phys. Rev. A **93**, 033809 (2016).

⁹ L. Feng, X. Zhu, S. Yang, H. Zhu, P. Zhang, X. Yin, Y. Wang, and X. Zhang, Opt. Express **22**, 1760 (2014).

¹⁰ L. Feng, M. Ayache, J. Huang, Y.-L. Xu, M.-H. Lu, Y.-F. Chen, Y. Fainman, and A. Scherer, Science **333**, 729 (2011).

¹¹ J. Doppler, A. A. Mailybaev, J. Böhm, U. Kuhl, A. Girschik, F. Libisch, T. J. Milburn, P. Rabl, N. Moiseyev, and S. Rotter, Nature **advance online publication**, (2016).

¹² A. A. Vinogradov, A. A.

- Pukhov, A. V. Dorofeenko, and A. A. Lisiansky, *Physics-Uspekhi* **57**, 1063 (2014).
- ¹³ A. Guo, G. J. Salamo, D. Duchesne, R. Morandotti, M. Volatier-Ravat, V. Aimez, G. A. Siviloglou, and D. N. Christodoulides, *Phys. Rev. Lett.* **103**, 093902 (2009).
 - ¹⁴ A. Regensburger, C. Bersch, M.-A. Miri, G. Onishchukov, D. N. Christodoulides, and U. Peschel, *Nature* **488**, 167 (2012).
 - ¹⁵ M. Liertzer, L. Ge, A. Cerjan, A. D. Stone, H. E. Türeci, and S. Rotter, *Phys. Rev. Lett.* **108**, 173901 (2012); M. Brandstetter, M. Liertzer, C. Deutsch, P. Klang, J. Schöberl, H. E. Türeci, G. Strasser, K. Unterrainer, and S. Rotter, *Nat Commun* **5**, 4034 (2014).
 - ¹⁶ Y. D. Chong, L. Ge, H. Cao, and A. D. Stone, *Phys. Rev. Lett.* **105**, 053901 (2010); S. Longhi, *Phys. Rev. A* **82**, 031801 (2010); Y. D. Chong, L. Ge, and A. D. Stone, *Phys. Rev. Lett.* **106**, 093902 (2011).
 - ¹⁷ P. Ambichl, K. G. Makris, L. Ge, Y. Chong, A. D. Stone, and S. Rotter, *Phys. Rev. X* **3**, 041030 (2013); S. Bittner, B. Dietz, U. Günther, H. L. Harney, M. Miski-Oglu, A. Richter, and F. Schäfer, *Phys. Rev. Lett.* **108**, 024101 (2012); S. Feng, *Opt. Express* **24**, 1291 (2016).
 - ¹⁸ M. Kreibich, J. Main, H. Cartarius, and G. Wunner, *Phys. Rev. A* **87**, 051601 (2013).
 - ¹⁹ N. M. Chtchelkatchev, A. A. Golubov, T. I. Baturina, and V. M. Vinokur, *Phys. Rev. Lett.* **109**, 150405 (2012).
 - ²⁰ P. San-Jose, J. Cayao, E. Prada, and R. Aguado, *Scientific Reports* **6**, 21427 EP (2016), article; I. Mandal, *EPL (Europhysics Letters)* **110**, 67005 (2015).
 - ²¹ R. Newton, *Scattering Theory of Waves and Particles*, Theoretical and Mathematical Physics (Springer Berlin Heidelberg, 2013).
 - ²² N. Moiseyev, *Non-Hermitian quantum mechanics* (Cambridge University Press, 2011).
 - ²³ V. Grecchi and A. Sacchetti, *Annals of Physics* **241**, 258 (1995).
 - ²⁴ A. Gorbatshevich, M. Zhuravlev, and V. Kapaev, *Journal of Experimental and Theoretical Physics* **107**, 288 (2008).
 - ²⁵ H. Nussenzveig, *Nuclear Physics* **11**, 499 (1959).
 - ²⁶ S. Klaiman and N. Moiseyev, *Journal of Physics B: Atomic, Molecular and Optical Physics* **43**, 185205 (2010).
 - ²⁷ O. I. Tolstikhin, V. N. Ostrovsky, and H. Nakamura, *Phys. Rev. Lett.* **79**, 2026 (1997).
 - ²⁸ M. Müller, F.-M. Dittes, W. Iskra, and I. Rotter, *Phys. Rev. E* **52**, 5961 (1995).
 - ²⁹ S. Garmon, M. Gianfreda, and N. Hatano, *Phys. Rev. A* **92**, 022125 (2015).
 - ³⁰ I. Rotter and J. P. Bird, *Reports on Progress in Physics* **78**, 114001 (2015).
 - ³¹ L. Ge, Y. D. Chong, and A. D. Stone, *Phys. Rev. A* **85**, 023802 (2012).
 - ³² H. Hernandez-Coronado, D. Krejčířk, and P. Siegl, *Physics Letters A* **375**, 2149 (2011).
 - ³³ A. A. Gorbatshevich and N. M. Shubin, *JETP Letters*, 1 (2016).
 - ³⁴ R. Gilmore, *Encyclopedia of applied physics* **3**, 85 (1992).
 - ³⁵ I. Rotter and A. F. Sadreev, *Phys. Rev. E* **69**, 066201 (2004).
 - ³⁶ C. Caroli, R. Combescot, P. Nozieres, and D. Saint-James, *Journal of Physics C: Solid State Physics* **4**, 916 (1971).
 - ³⁷ Y. V. Kopaev and S. N. Molotkov, *JETP Letters* **59**, 800 (1994).
 - ³⁸ H. Feshbach, *Annals of Physics* **5**, 357 (1958); *Annals of Physics* **19**, 287 (1962).
 - ³⁹ G. L. Celardo and L. Kaplan, *Phys. Rev. B* **79**, 155108 (2009).
 - ⁴⁰ G. L. Celardo, A. M. Smith, S. Sorathia, V. G. Zelevinsky, R. A. Sen'kov, and L. Kaplan, *Phys. Rev. B* **82**, 165437 (2010).
 - ⁴¹ L. Jin and Z. Song, *Phys. Rev. A* **81**, 032109 (2010).
 - ⁴² A. D. Dente, R. A. Bustos-Marín, and H. M. Pastawski, *Phys. Rev. A* **78**, 062116 (2008).
 - ⁴³ D. Ryndyk, R. Gutiérrez, B. Song, and G. Cuniberti, in *Energy Transfer Dynamics in Biomaterial Systems* (Springer, 2009) pp. 213–335.
 - ⁴⁴ H. Eleuch and I. Rotter, *The European Physical Journal D* **69**, 1 (2015).
 - ⁴⁵ H. Eleuch and I. Rotter, *Phys. Rev. A* **93**, 042116 (2016).
 - ⁴⁶ A. Dhar and D. Sen, *Phys. Rev. B* **73**, 085119 (2006).
 - ⁴⁷ W.-D. Sheng and J.-B. Xia, *Journal of Physics: Condensed Matter* **8**, 3635 (1996).
 - ⁴⁸ M. Razavy, *Quantum theory of tunneling* (World Scientific, 2003).
 - ⁴⁹ F. Loran and A. Mostafazadeh, *Phys. Rev. A* **93**, 042707 (2016).
 - ⁵⁰ K. Ding, G. Ma, M. Xiao, Z. Q. Zhang, and C. T. Chan, *Phys. Rev. X* **6**, 021007 (2016).
 - ⁵¹ E. Persson and I. Rotter, *Phys. Rev. C* **59**, 164 (1999).
 - ⁵² F. H. Mies, *Phys. Rev.* **175**, 164 (1968).
 - ⁵³ M. Znojil, *Journal of Physics A: Mathematical and Theoretical* **45**, 444036 (2012).
 - ⁵⁴ G. Lévai, F. Růžicka, and M. Znojil, *Journal of Theoretical Physics* **53**, 2875 (2014).
 - ⁵⁵ C. Caroli, R. Combescot, P. Nozieres, and D. Saint-James, *Journal of Physics C: Solid State Physics* **5**, 21 (1972).
 - ⁵⁶ R. Lake and S. Datta, *Phys. Rev. B* **45**, 6670 (1992).
 - ⁵⁷ Y. Zohta and H. Ezawa, *Journal of Applied Physics* **72**, 3584 (1992).
 - ⁵⁸ A. J. Bray and M. A. Moore, *Phys. Rev. Lett.* **49**, 1545 (1982).
 - ⁵⁹ A. O. Caldeira and A. J. Leggett, *Phys. Rev. Lett.* **46**, 211 (1981).
 - ⁶⁰ F. Capasso, K. Mohammed, and A. Cho, *IEEE Journal of Quantum Electronics* **22**, 1853 (1986).