

Taint Analysis for System-Wide Privacy Audits: A Framework and Real-World Case Studies

Marcel von Maltitz, Cornelius Diekmann, and Georg Carle

Technische Universität München
{vonmaltitz,diekmann,carle}@net.in.tum.de

Abstract. Privacy analysis is critical but also a time-consuming and tedious task. We present a formalization which facilitates designing and auditing privacy properties of IT systems. It is based on static taint analysis and makes flow and processing of privacy-critical data explicit, globally as well as on the level of individual data subjects. Formally, we show equivalence to traditional label-based information flow security and overall soundness with Isabelle/HOL. Our model is practically applicable as it directly addresses relevant data protection goals of privacy and can be incorporated into common procedures of security engineering. We demonstrate applicability in two real-world case studies, thereby uncovering previously unknown errors.

Keywords: Data Privacy, Data Protection, Unlinkability, Information Flow, Static Analysis, Taint Analysis, Case Study, Isabelle/HOL

1 Introduction

Recently, *dynamic taint analysis* [24] has been used successfully in the Android world to enhance user privacy [15,26]. In this paper, we demonstrate that coarse-grained taint analysis is also applicable to the analysis and auditing of *distributed* architectures, can be done completely *static* (preventing runtime failures), while providing strong *formal guarantees*.

We base our understanding of *privacy* on the operationalization performed by Pfizmann and Rost [23] and further elaborated on by Bock and Rost [4]. Their proposal has been adapted by the European Union Agency for Network and Information Security (ENISA) [9] and by the German Standardised Data Protection Model [2], showing wide acceptance of their approach.

Analyzing, designing, and auditing distributed system architectures with regard to privacy requirements [2,4–6,9,23] is a complex task: For system analysis and design, one requires a specification of privacy goals and a general overview of the data collection, processing, and usage of the system to be audited.

Detailed, often manual, examination is necessary to verify conformity to the specification of an implemented system.

As our first contribution in this paper, we propose a model based on *static* taint analysis which makes relevant aspects of privacy more tangible. The model

generally facilitates the generation of architecture specifications for IT systems and provides guidance for auditing their concrete implementation by directing focus on aspects important for privacy.

We show applicability of our model in two real-world case studies. In the first case study, an energy monitoring system, we could make the informal claims of the system’s original architects explicit and verify them.

In the second case study, a smartphone measurement system, we additionally demonstrate the complete audit of the real-world implementation in a fully-automated manner, uncovering previously unknown bugs. To the best of our knowledge, this is the first time that such an audit, which bridges the gap from an abstract taint analysis to complex low-level firewall rules, has been performed completely with the assurance level provided by the theorem prover Isabelle/HOL [21].

Another contribution is integrating a fully formalized privacy model based on taint analysis into a larger, formal policy framework.

While our model is mathematically concise, transforming it into an executable and convenient verification framework is a non-trivial and error-prone task. To provide high confidence in our framework, we have proven all properties of the model and the overall correctness of our framework in Isabelle/HOL (cf. Section Availability).

In detail, our novel contributions to the body of knowledge in this area are:

- A formalization of privacy based upon taint analysis, integrated into a fully automated validation and verification framework (Section 3)
- A mapping between the established model and commonly accepted properties and protection goals of privacy (Section 4)
- Integration of the model in established methodologies of security auditing (Section 4)
- Evaluation of the model using two case studies (Section 5)
- Machine-verifiable proof of correctness in Isabelle/HOL for the presented formalization

2 Related Work

2.1 Operationalization of Privacy

The requirement of security has been made more tangible and verifiable by deriving protection goals, in particular *confidentiality*, *integrity* and *availability* (CIA) [22]. Pfitzmann and Rost [23] applied the same methodology to privacy and derived the protection goals *unlinkability* (of collected data) and *transparency* (of the data collection and manipulation processes). Unlinkability describes the impossibility to combine present information so that no further information gain can be achieved. Unlinkability itself has already been formalized before by Steinbrecher [25] as a generalization of anonymity. Transparency requires that users can gain insight into processes and systems which work with privacy-critical data. It realizes the base upon which surveillance and control of

data processing can be carried out. Later, Bock and Rost [4] added *intervenability* (of a data subject in the data processing), effectively creating another triad of protection goals. Intervenability addresses the ability on the one hand of data subjects to carry out control over their data and to exercise their user rights and on the other hand of process owners to demonstrably be in control their technical systems

The proposal of Bock, Rost and Pfitzmann has been adapted in the “Privacy and Data Protection by Design” report [9] and extended by the German Standardized Data Protection Model [2]¹. The German model adds *data minimization* as another protection goal when striving for privacy-preservation. They argue that privacy-threats, being misuse and abuse of data, is most effectively mitigated when the amount of processed data is reduced itself. Hence, data minimization aims for reducing the amount of privacy-critical information from the beginning and in each step where this is possible. They consider this protection goal to be fundamental, as it does not *protect* present vulnerable assets, but *reduces* the actual amount of assets being at risk.

In consequence, when reducing the amount of critical data or the criticality itself, the required strength of data protection measures can also be reduced. This is based on their assumption that the best data protection is not processing privacy-critical data at all.

Another conceptualization of privacy is the *Global Privacy Standard* (GPS) [5]. Comparing “leading privacy practices and codes from around the world”, the 27th International Data Protection Commissioners Conference aimed for “develop[ing] a harmonized set of fair information practices”. It identified ten principles to be respected when handling personal data of individuals. The principles regard the complete lifecycle of data from collection to processing to final deletion. While being more organizationally than technically oriented, compatibility to the aforementioned approach can be identified. The protection goals of transparency is partially encoded in the principle of *Openness*, which allows individuals to have access to “[i]nformation about the policies and practices relating to the management of personal information”. *Data minimization* is directly represented but also includes the minimization of data linkability, effectively stating a weaker variant of unlinkability. Lastly, the principle of *Compliance* corresponds to intervenability.

In 2010, Cavoukian [6] developed the information management principles, *Privacy by Design* (PbD). PbD identifies principles which help considering privacy-protection from the beginning of the design of a system in order to make it a default property of newly developed systems. For existing systems, the principles give guidance for manual privacy audits. Structurally, PbD is located on a higher level of abstraction than GPS. Some PbD principles subsume multiple GPS statements; further principles are introduced by PbD, which were not yet covered by GPS.

¹ This concept is also designed to be compatible with the data protection laws of Germany.

Jaap-Henk Hoepman [17] identifies a gap between the high-level principles stated by PbD and their application by incorporating privacy-protection into the design of a concrete technical system. He states that further measures, *privacy design strategies*, must be provided to software engineers and developers in order to actually implement privacy. From a body of current privacy laws and policies, similar to [5], he derived his proposed strategies. Due to the stated motivation, his work hence is more concrete than either GPS or PbD. The first half of the presented strategies is data-centric and describe specific measures in order to reduce the criticality of data present in a system. The second half is process-oriented and focuses the relation of the system to their users.

The initially stated protection goals can be rediscovered in this work: The strategy *Minimize* corresponds to data minimization, *Separate* aims for unlinkability, *Inform* partially covers transparency, and *Control* together with *Demonstrate* reflect intervenability.

In line with related work, we also base our understanding of privacy upon the data protection goals of *unlinkability*, *transparency*, *intervenability*, and *data minimization*.

2.2 Evaluation Assurances

Even for clearly specified privacy requirements, the confidence in a system evaluation may vary vastly. For example, the Common Criteria [8] define several Evaluation Assurance Levels (EAL). For the highest assurance level, formal verification is required, e.g. using the theorem prover Isabelle/HOL [21]. One remarkable work in the field of formal verification with Isabelle/HOL is the verification of information flow enforcement for the C implementation of the seL4 microkernel [20]. Similarly, to provide high confidence in our results, we have carried out this research completely in Isabelle/HOL. **The proofs are provided in our theory files (cf. Section Availability).**

2.3 Taint Analysis

Taint Analysis in general We introduce the concepts of taint analysis by a simple, fictional example: A house, equipped with a smart meter to measure its energy consumption. The owner also provides location information via her smartphone to allow the system to turn off the lights when she leaves the home. Once every month, the aggregated energy consumption is sent over the internet to the energy provider for billing.

We are interested in the privacy implications of this set up and perform a taint tracking analysis. The system architecture is visualized in Fig. 1. The *Building* produces information about its energy consumption. Therefore, we label the *Building* as taint source and assign it the **energy** label. Likewise, the *Smartphone* tracks the **location** of its owner. Both data is sent to the *SmartHomeBox*. Since the *SmartHomeBox* aggregates all data, it is assigned the set **{energy, location}** of taint labels. The user wants to transmit only the **energy** information, not her **location** to the energy provider's *Cloud*. Therefore, the *Anonymizer* filters the

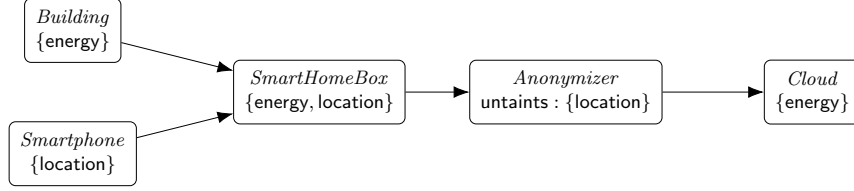


Fig. 1. Example: Privacy Concerns and Information Flow in a Smart Home

information and removes all *location* information. We call this process *untainting*. Let ‘ $\cdot \setminus \cdot$ ’ denote the minus operation on sets. With the *Anonymizer* operating correctly, since $\{\text{energy}, \text{location}\} \setminus \{\text{location}\} = \{\text{energy}\}$, only *energy*-related information ends up in the energy provider’s *Cloud*.

Taint Analysis in Android In the Android world, taint analysis has been successfully used recently. TaintDroid [15] uses software instrumentation to track taint information at runtime from pre-defined taint sources, such as the address book or sensors. It then assesses whether tainted data leaves the phone via a network interface, for example. Tracking itself happens on the variable, method, and message level by storing taint labels in memory. Taint labels are also preserved when data is saved to files or databases. TaintDroid’s trust model relies on the firmware being the gateway for accessing data considered privacy-critical. Their main contribution is the integration of a multitude of known techniques into a single approach and to demonstrate their applicability to the Android platform. McClurget al. [19] also present a runtime, dynamic taint instrumentation framework for Android. The main difference to TaintDroid is, that their framework does not require root rights. A user needs to manually specify a policy with taint sources and leak destinations.

DroidDisintegrator [26] is built on top of TaintDroid. It first computes a static information flow policy which is presented to the user at the time of app installation. An app is repackaged such that enforcement of this policy at runtime is very lightweight. To compute the policy, DroidDisintegrator relies on dynamic taint analysis and input fuzzing to trigger the valid execution paths of an app. Schuster and Tromer [26] make several important observations: Because of the complexity of information flow security, it is hardly used in mainstream apps. Therefore, Schuster and Tromer simplify the use of information flow security by decreasing the granularity at which DroidDisintegrator operates. They demonstrate that Android *components* provide an appropriate granularity for information flow tracking which “places less burden on the developer than other IFC frameworks” [26, §1.3]. Our model also supports a low-granularity approach by enabling the usage of arbitrary granularity: parts of a system can be modeled with high granularity providing more precision or lower granularity yielding easier applicability. Additionally, we introduce the concept of *system boundaries*,

which allows encapsulation of several fine-grained components into one larger coarse-grained component without the loss of information.

Tracking implicit information flow with a practically acceptable false positive/negative rate is still an unsolved problem. DroidDisintegrator avoids this problem in a very domain specific way: Implicit information flow is completely disregarded when the policy is generated. Assuming good programming practice and best-practice use of the Android API, valid and intentional information flow should be explicit. Remaining (probably malicious) implicit information flow, since it is not contained in the policy, is consequently prohibited at runtime. Our generic analysis framework is built on the same principle.

Further Successful Formal Security Approaches for Android In a broader context, Bagheri et al. [3] analyzed the Android permission system. They used bounded verification with the Alloy tool to find design flaws. Permissions, which focus on access control, may be considered complementary to taint analysis, which focuses on information flow.

Fragkaki et al. [16] build a model of the Android permission system in order to specify desired security properties and to verify whether these requirements hold for the given system. They show, that these requirements are only partly fulfilled by the examined versions of Android. In line with our work, they consider taint analysis for information flow security. They utilize a noninterference model to formalize it in a dynamic context.

2.4 Models, Formalization, and *topoS*

As illustrated in Figure 1, a graph can be conveniently used to describe a system architecture. Since a graph (without taint label annotations) specifies the permitted information flows and all allowed accesses, we will call such a graph a *policy*. We will always assume that a graph $G = (V, E)$ is syntactically well-formed, i.e. all vertices occurring in the edges E are also listed in the nodes V .

To analyze, formalize, and verify policies represented as graphs, we utilize the *topoS* [12,14] framework. *topoS* allows specification of predicates over the policy. These predicates are called *security invariants*. The security invariants follow special design criteria to ensure the overall soundness of *topoS*. To define a new security invariant, *topoS* imposes strict proof obligations. In return, *topoS* offers arbitrary composability of all security invariants and generic analysis/verification algorithms.

3 Formalization & Implementation

We formalize tainting as a security invariant for *topoS*. To foster intuition, we first present a simplified model, which does not support trust or untainting. However, we have aligned the paper constructively such that all the results obtained for

simple model follow analogously for the full model. All details can be found in our accompanying Isabelle/HOL formalization (cf. Section Availability).

We assume we have a total function t which returns the taint labels for an entity. For example, $t \text{ SmartHomeBox} = \{\text{energy}, \text{location}\}$.

Intuitively, information flow security according to the taint model can be understood as follows. Information leaving a node v is tainted with v 's taint labels, hence every receiver r must have the respective taint labels to receive the information. In other words, for every node v in the policy, all nodes r which are reachable from v must have at least v 's taint labels. Representing reachability by the transitive closure (i.e. E^+), the invariant can be formalized as follows:

$$\text{tainting } (V, E) \ t \equiv \forall v \in V. \forall r \in \{r. (v, r) \in E^+\}. \ t \ v \subseteq t \ r$$

For this formalization, we discharged the proof obligations imposed by *topoS*. First, the security invariant is monotonic, which means that prohibiting more flows will never make the policy less secure. Second, in case of a violation, there is always a set of flows which are responsible for the violation and the violation can be repaired by prohibiting said flows. We consider **tainting** as an information flow security (IFS) invariant. For *topoS*, this means a violation occurs as soon as a labeled information reaches an unintended receiver. Our formalization also discharges the additional proof obligations imposed by *topoS* for IFS invariants. A user will unlikely provide a *total* assignment t of taint labels. *topoS* can take a partial assignment and, with the help of a secure default parameter, auto-complete it to a total function. For this, *topoS* imposes the proof obligation for IFS invariants that the default parameter can never hide a violating information flow. In addition, it requires that the default parameter is uniquely defined, i.e. it is the only value which can always uncover violations. Intuitively, if we assume that a user has given labels to the important taint sources, the default parameter needs to be the empty set of taint labels since this will uncover all undesirable flows from labeled to unlabeled sources. Therefore, our invariant fulfills all proof obligations of *topoS*.²

3.1 Analysis: Tainting vs. Bell-LaPadula Model

The Bell-LaPadula model (BLP) is the traditional, de-facto standard model for label-based information flow security. The question arises whether we can justify our taint model using BLP.

topoS comes with a pre-defined formalization of the BLP model [14]. The labels in BLP, often called security clearances, are defined as a total order: $\text{unclassified} \leq \text{confidential} \leq \text{secret} \leq \text{topsecret} \leq \dots$. Let sc be a total function which assigns a security clearance to each node. Since our policy model does not distinguish read from write actions, the BLP invariant simply states that

² We only have sketched the rough idea here, the full proofs can be found in our formalization: **interpretation Taints: SecurityInvariant-IFS**

receivers must have the necessary security clearance for the information they receive:

$$\text{blp } (V, E) \text{ } sc \equiv \forall (v_1, v_2) \in E. \text{ } sc \ v_1 \leq sc \ v_2$$

Inspired by BLP, we show an alternative definition for our **tainting** invariant:

Lemma 1 (Localized Definition of Tainting).

$$\text{tainting } (V, E) \text{ } t \equiv \forall (v_1, v_2) \in E. \text{ } t \ v_1 \subseteq t \ v_2$$

Proof. We assume a syntactically well-formed graph. First, we note that the **tainting** invariant can be rewritten such that instead of quantifying over all vertices, it quantifies over the first node of all edges. Subsequently, by induction over the transitive closure, the invariant can be rewritten to the desired form. \square

Lemma 1 also provides a computationally efficient formula, which only iterates over all edges and never needs to compute a transitive closure.

We will now show that one **tainting** invariant is equal to BLP invariants for every taint label. We define a function **project** $a \ Ts$, which translates a set of taint labels Ts to a security clearance depending on whether a is in the set of taint labels. Formally, **project** $a \ Ts \equiv \text{if } a \in Ts \text{ then confidential else unclassified}$. Using function composition, the term **project** $a \circ t$ is a function which first looks up the taint labels of a node and projects them afterwards.

Theorem 1 (Tainting and Bell-LaPadula Equivalence – simple).

$$\text{tainting } G \text{ } t \longleftrightarrow \forall a. \text{ blp } G \text{ (project } a \circ t)$$

Proof. See `Analysis_Tainting.thy` \square

The ‘ \rightarrow ’-direction of our theorem shows that one **tainting** invariant guarantees individual privacy according to BLP for each taint label. This implies that every user of a system can obtain her personal privacy guarantees. The ‘ \leftarrow ’-direction shows that **tainting** is as expressive as BLP. This justifies the theoretic foundations w.r.t. the well-studied BLP model. These findings are in line with Denning’s lattice interpretation [10]; however, to the best of our knowledge, we are the first to discover and formally prove this connection in the presented context.

The theorem can be generalized for arbitrary (but finite) sets of taint labels A . The **project** function then maps to a numeric value of a security clearance by taking the cardinality of the intersection of A with Ts . For example, if we want to project $\{\text{location}, \text{temp}\}$, then $\{\text{name}\}$ is **unclassified**, $\{\text{name}, \text{location}, \text{zodiac}\}$ is **confidential**, and $\{\text{name}, \text{location}, \text{zodiac}, \text{temp}\}$ is **secret**.

3.2 Untainting and Adding Trust

Real-world application requires the need to untaint information, for example, when data is encrypted or properly anonymized. The taint labels now consist of

two components: the labels a node **taints** and the labels it **untaints**. Let t be a total function t which returns the **taints** and **untaints** for an entity. We extend the simple **tainting** invariant to support untainting:

$$\text{tainting}' (V, E) t \equiv \forall (v_1, v_2) \in E. \text{taints } (t v_1) \setminus \text{untaints } (t v_1) \subseteq \text{taints } (t v_2)$$

To abbreviate a node's labels, we will write $X \text{---} Y$, where X corresponds to the **taints** and Y corresponds to the **untaints**. For example, in Fig. 1 we have $t \text{ Anonymizer} = \emptyset \text{---} \{\text{location}\}$.

We impose the type constraint that $Y \subseteq X$, i.e. **untaints** \subseteq **taints**. We implemented the datatype such that $X \text{---} Y$ is extended to $X \cup Y \text{---} Y$. Regarding Fig. 1, this merely appears to be a very convenient abbreviation. In particular, $t \text{ Anonymizer}$ now corresponds to $\{\text{location}\} \text{---} \{\text{location}\}$, for which the **tainting'** invariant holds and which also corresponds to our intuitive understanding of untainting. However, this is a fundamental requirement for the overall soundness of the invariant. Without the constraint, there can be dead **untaints**, i.e. **untaints** which can never have any effect, which would violate the uniqueness property required by *topoS* for default parameters and cause further problems in pathological corner cases. Yet, with this type constraint, as indicated earlier, all insights obtained for the simple model now follow analogously for this model.

Analysis: Tainting' vs. Bell-LaPadula Model'. In *topoS'* library, there is a predefined formalization of the BLP model with trusted entities [14]. In the context of BLP, a trusted entity is allowed to declassify information, i.e. receive information of any security clearance and redistribute with its own clearance (which may be lower than the clearance of the received information). This concept is comparable to untainting. Let **trusted** extract the trusted flag from an entity's attributes and **c** extract the security clearance.

$$\text{blp}' (V, E) sc \equiv \forall (v_1, v_2) \in E. \begin{cases} \text{True} & \text{if } \text{trusted } (sc v_2) \\ \text{c } (sc v_1) \leq \text{c } (sc v_2) & \text{otherwise} \end{cases}$$

Our insights about the equality follow analogously. Let **project** a ($X \text{---} Y$) be a function which translates **taints** (X) and **untaints** (Y) labels to security clearances **c** and the trusted flag. Let **c** = **if** $a \in (X \setminus Y)$ **then** confidential **else** unclassified and **trusted** = $a \in Y$.

Theorem 2 (Tainting and Bell-LaPadula Equivalence – full).

$$\text{tainting}' G t \longleftrightarrow \forall a. \text{blp}' G (\text{project } a \circ t)$$

Similarly to the version without trust, the theorem can be generalized for arbitrary (but finite) sets of taint labels.

3.3 System Boundaries

topoS provides a number of useful analyses. For example, given a taint label specification, *topoS* can compute all permitted flows which is invaluable for validating

a given specification. However, *topoS* might lack knowledge about architectural constraints which leads to the computation of an unrealistic amount of flows. For example, in Fig. 3, *CollectDroid* is one physical machine and *Dec-A* is one isolated software component running on it. *Dec-A* is neither physically reachable from outside of the machine nor has direct network connectivity itself. We want to provide this knowledge to *topoS*. Therefore, we model systems with clearly defined boundaries. This is visualized in Fig. 3 by the dotted rectangles; entities which are partially outside the rectangle represent system boundaries. We define *internal* components —such as *Dec-A*— as nodes which are only accessible from inside the system. We define *passive system boundaries* to be boundaries which only accept incoming connections. Analogously, *active system boundaries* are boundaries which only establish outgoing connections. A boundary may be both.

A *topoS* invariant must either be an access control or information flow invariant. An access control invariant restricts accesses *from* the outside, an information flow invariant restricts leakage *to* the outside. However, internal components of a system, e.g. *Dec-A*, require both: they should neither be accessible from components outside of the system nor leak data to outside components. We overcame this limitation of *topoS* by constructing a model for system boundaries which is internally translated to two invariants: an access control invariant and an information flow invariant. We have integrated the concept of system boundaries into *topoS* and proven the desired behavior of our implementation.

4 Applicability

Our understanding of privacy focuses on the data protection goals of unlinkability, transparency, intervenability, and data minimization. We show that our approach supports the assessment of system privacy as a whole by making privacy-critical data streams explicit and providing insights into the fulfillment of these very protection goals.

4.1 Data Privacy Protection Goals

Between our model and privacy data protection goals, a mapping can be realized which allows deriving statements about system privacy from the findings based on the model.

Unlinkability. Each combination of two or more labels in any component’s taint set shows which information can be potentially linked.

If the possible linking is not desired nor necessary, two remedies are as follows: Splitting the path of the data flows not to be linkable. By separating them, there is no component where linking could actually happen. Otherwise, one can intervene on the data level and transform it so that linking of information becomes infeasible. This addresses anonymization and pseudonymization, aiming for removal of identifiers which previously allow the combination of the data in question.

Transparency and Intervenableity. Given an overall system specification, a user might be interested in her individual privacy implications. Starting with a system model using our formalism, this can be done by applying the **project** function of Section 3.1. Let a be a user’s taint label (or let A be the set of a user’s taint labels for the generalized theorem), then applying **project** a to all taint labels in the graph produces an individual information flow policy for the user. All entities having a high security clearance or being trusted in the new policy can be considered critical for the user’s privacy. As a consequence, this can improve the user’s understanding about the processing of her data and her ability to intervene in its flow by posting applications of information or vetoing against data usage, for example.

For internal application, the projection can also be used for identification of components which unintentionally process a certain type of privacy-critical information improving the transparency of the system regarding their providers.

Data Minimization. The taint labels of an entity are a natural measure for the amount of different data an entity can access. A very simple example of such a metric is the cardinality of the taint set. It follows the assumption that the initial criticality of each taint label is equal, and more information of different taints being processed implies more criticality of the component. This can be valid for systems which handle a certain kind of information (e.g. credit card information) for several users, and for each user, an individual taint label has been declared. Then the cardinality of the taint set reflects the amount of distinct information an adversary could obtain from the given component. This is realistic, as data breaches with many affected users are usually considered more severe than data breaches with few affected users. However, the later given case studies show that data criticality is not always trivially derivable from the mere number of taints. For future work, we want to consider more complex metrics that consider semantically overlapping taint labels and support labels of different criticality.

4.2 Security and Risk Assessment

Following the general methodology of security and risk assessment, our approach supports the steps of *asset identification*; the creation of a *trust model* and an *adversary model*.

Asset Identification. Among others, the criticality of the components corresponds to its taint sets. Critical components are components possessing one or more taint labels thus providing an initial indication as to where more detailed examination should be performed when the overall system’s privacy-criticality is assessed. Projection of taint labels, as previously described, supports analysis of more specific privacy-criticality. Additionally, degrees of criticality can be differentiated by introducing a criticality metric as referred to under protection goal Data Minimization.

Trust Model. The formalism differentiates trust assumptions regarding the system into two categories: trust in edges and trust in nodes of a given policy graph.

Trust in edges corresponds to data flow control. The model helps to understand how systems exchange critical data and which trust assumptions are implied by these transmissions. *topoS* supports this understanding by automatically examining whether a given system fulfills the specified security invariants.

Trust in nodes corresponds to trust in the integrity of components. Here, the model makes explicit which critical data is handled by each system component. A highly relevant special case of trust in nodes is given when untainting labels are present. Untainting, by definition, corresponds to the reduction of private information. This implies trust that this reduction is carried out correctly on the semantic level. This is also made explicit via our model. *topoS* can verify the legitimacy of data flows given this trust assumption. By formalization, untainting components of a system and their expected untainting functionality become easily identifiable. The verification of semantic correctness is still to be carried out manually.

Adversary Model. The specification of passive and active system boundaries entails groups of attack vectors and generic protection measures.

For passive system boundaries, possible attack vectors are forged data, unauthorized commands, or DoS. The protection goals are enforcement of access control and authentication. For active boundaries, possible attacks are intrusion and sending critical information to unauthorized third parties as well as retrieving forged data. The protection goal is the prevention of leakage and integrity of received information.

The clear separation between these two types of boundaries can be found, e.g. in strict separation kernels [20]. In networked environments, there are seldom purely passive boundaries because a system which receives requests often also provides a response and usually, a stateful, bidirectional connection is established. Strictly spoken, in this setting, many boundaries are both passive and active. In the following we will only consider the application layer of network communication. Hence, even when TCP is bidirectional, the protocol on the higher layers can be unidirectional. Especially, when using HTTP/S, we omit contentless status code responses in our considerations.

As a measure of fundamental access restrictions on the network level, automatic firewall configuration (Section 4.3) becomes applicable. Furthermore, intrusion detection systems can be applied.

4.3 Implementation support

The aspect of system boundaries in the model specifies which components are thought to be either able to connect to or to be contacted by other systems. The taint information defines which systems may actually obtain certain data.

In distributed systems, the combination of system boundary specification and taint information can be used to enforce information flow control and component separation on the network level by the utilization of firewalls.

topoS is able to automatically derive firewall rules, which cover the whole set of possible connections and suppress those not necessary for the defined data flows or violating the defined privacy goals.

It becomes especially useful when it is used to complement code auditing of critical components as another layer of protection or to substitute them if e.g. third-party components cannot be thoroughly examined.

Derivation of Programming Guidelines. The benefits with respect to auditing have been explained in the sections above. Besides this a posteriori support, preventive measures can also be derived. Given a system, which is already in productive use but nevertheless further developed. Then it is useful being able to derive programming guidelines from the formal model. They should give programmers an overview over allowed and prohibited data flows which helps them to correctly implement the security and privacy concept.

5 Evaluation

For the purpose of a case study, we use two distributed systems for data collection which are deployed at the Technical University of Munich. First, we describe the systems, their purpose and their handling of privacy-critical data as well as their architecture. Then we present the modeling of the systems in *topoS*. In the second case study the steps of system and taint label specification are performed analogous to the first study and hence not further elaborated on. In a last step, we present the results of the insights gained by the application of our formalism.

5.1 IDEM

The project IDEM [18] focuses on energy monitoring systems (EMS). The purpose of an EMS is to support the reduction of energy consumption in the monitored area by providing detailed and fine-grained insights in the actual use of energy per room. These information help to identify the most greedy, faulty or incorrectly configured devices in the area and enable responsible staff to take appropriate actions like repairing or replacing identified devices. Furthermore, an EMS can also be used to carry out consumption billing with higher granularity.

The hardware of an off-the-shelf EMS consists of two components. A logging unit which is attached to the fuse box of the area to monitor, transforms the analogue signal into digital data points. A directly connected controller obtains these data points and POSTs them via HTTPS to a cloud service. Data are stored there and made available via a web-based GUI providing measures for statistical analysis and visualization.

Privacy Criticality We consider the measured information to be privacy-critical [18], as the energy consumption of devices is highly correlated with the presence and behaviour of building inhabitants using these devices. We exemplify this point with the following scenario: Given, the measured rooms are office rooms for at maximum two person each. Then, each room contains approximately the same equipment like computer, display, telephone, etc. The typical use of these devices results in a certain consumption pattern on every working day. E.g. due to automatic standby functions of displays as well as computers and similar effects, power consumption lowers when people leave their working place. This allows to carry out surveillance of user behaviour by misusing the EMS. Especially tracking of work begin and end times as well as the number and duration of breaks becomes easily possible. We modified the system in order to achieve the following improvements: Collected information does not have to leave the building but is stored on a local server. Access control is not carried out by user authentication against a trusted system which has full access but by cryptographic means instead. Data is preprocessed for different audiences, so that each audience only gets the minimum of data which is needed to carry out their task. From the provider's point of view, these measures are motivated by data protection laws and policies as well as the mitigation of data breach consequences.

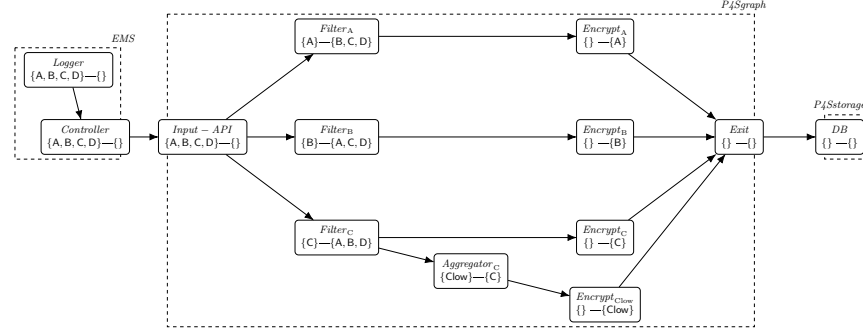


Fig. 2. IDEM Architecture

System Specification The EMS can be modelled by two components: The *logger*, being the data source, creates digital data points and the *controller* pushes those data points to a given target. The controller is reconfigured not to send data to the cloud but to the local privacy-preserving preprocessing and storage system (P4S) via a secured channel. Hence, the logger is an internal component while the controller is an active system boundary. The analogue/digital transformation is not considered a relevant border in our context.

The P4S consists of the Input-API, a directed acyclic graph of preprocessing modules, and a storage system. The Input-API obtains the data, when POSTed to the P4S, and hence a passive system boundary. The Input-API acts as the entry node of the graph structure. The exit node forwards the preprocessed data to the storage component, consequently being an active system boundary. All other nodes are regarded to be internal, but are also considered in the modelling. The actual shape of the graph and the selection of nodes depend on the concrete system goals and the user roles which shall later obtain the collected information. The purpose of the other nodes is as follows: Given a predicate, *filtering nodes* only pass through data points which match the predicate, all other data is dropped. The aim is to split a single data stream containing data points *from all rooms and users* into multiple streams which only contain data *about a single entity*. It is obvious that the former combined stream is more privacy-critical as correlations between different entities can be analysed. Separation itself is already a measure of privacy improvement [17].

Aggregation nodes transform multiple data points into a single data point using aggregate functions like the sum, average or median. Aggregation is also a measure of privacy improvement as it removes information details and prevents propagation of data which has higher information value and accuracy than needed for a given purpose [17]. An example where this measure can be taken, is when billing information are derived from the consumption data which initially had a precision of seconds to minutes. Then, all data points are summed up to the overall amount consumed per month.

Encryption nodes implement access control on the data level. For each encryption node in the graph, target recipients are also specified. As a consequence, the outgoing data can only be read by authorized recipients. Besides privacy-uncritical publicly published information, all information flowing on a path from the source of the graph to the data storage component has to pass an encryption nodes before being forwarded to the latter. Each path is effectively the preprocessing steps for a specific group of recipients.

After flowing through the exit node, the data is transmitted to and saved in the storage component of the P4S. As data is encrypted, access is enabled by indexes build upon stream meta data. This includes e.g. the data type and timestamps or time intervals. Decryption happens on the data consumers' local system after querying and retrieval.

Taint Label Specification We specify the taint labels as described in Fig. 2. For the current scenario, we assume four users, each possessing their own taint label A, B, C, and D.

The logger is a central unit, hence it taints all labels {A, B, C, D}. The data points are internally forwarded to the controller, requiring the same taint labels for it. The same applies for forwarding them to the Input-API, although traversing system boundaries.

Filtering nodes remove all but one specified taint label. This is expressed in the combination of tainting and untainting labels. Each filtering node F_K with

$K \in M$ obtains data of all taints and then removes the data of the taints $M \setminus K$, effectively untainting the labels $M \setminus K$. Optionally, as shown for user C, an aggregation node may untaint given data and derive a new *low* taint label from it. This reflects two aspects of its behaviour: First, it receives privacy-critical data of only a single taint. Second, the output data of taint K_{low} is considered to be semantically less privacy-critical than the input data with taint K . Encryption nodes untaint a given label by encrypting the information. While the input data can possess arbitrary privacy-criticality, the output data is always considered completely uncritical³.

The encryption nodes allow, that each following component does not need any taints in order to receive, store and forward the data. This holds, until the data is decrypted again. This especially includes in this scenario the exit node, the P4S storage component and the query API.

We assume that the encryption nodes are able to correctly encrypt data streams for the desired recipients and the recipients are in possession of the correct decryption key. Then, after querying the data from the API the local systems of authorized recipients are able to decrypt the obtained data. This restores the previous privacy-criticality of the data.

Results and Insights In the following we describe the results of the formalization of the system at hand.

Data Privacy Protection Goals. *Data minimization* is performed relatively late: data is not collected locally with regard to individual users but rather in a centralized manner. As a consequence, central components have full access to the privacy-critical data of all users. More importantly, critical data crosses system boundaries, which makes them susceptible to network attacks. However, an advantage of the design is that data is untainted by encryption before storage. This prevents attacks of the database which would jeopardize the whole history of collected data.

By using the model, it becomes *transparent* that the EMS is critical for all users. Furthermore, exactly one path in the P4S graph is dedicated to each user; the untainting is completely identical for all users. Protection of stored data also becomes visible. The data from user C is further processed and derived values are also stored in the database. If user C is not aware of that process, she can *intervene* and post an application of information to gain further insights.

Due to the aforementioned violations of locality and separation principles, data is *linkable* in the EMS and in the P4S graph before separation by filters.⁴ If further flows besides those depicted in Fig. 2 exist, e.g. combined of several users, exactly these links would also become visible in the model.

³ Under the common assumption that strong state of the art encryption is utilized.

⁴ The actual instantiation of the model influences the linkability of data. Given, there are multiple aggregation nodes for different taints. When these are actually implemented as the very same component, it reacquires full privacy-criticality. An improvement is to enforce complete statelessness of these components.

Security and Risk Assessment. The first *asset* with regard to privacy-protection is the EMS. The EMS is fully privacy-critical and does not employ any protection and untainting measures. Given that it is not build but bought, protection might only be possible by wrapping it. The next critical part of the system is the connection between the EMS controller and the API of the P4S. If applicable, TLS protection can be employed, otherwise measures, which do not need support on the side of the EMS are necessary. An example is VLAN. Furthermore, the P4S is considered to be privacy-critical as it obtains the full stream of data.

On the level of components, from source to sink, the P4S constitutes a gradient with respect to privacy-criticality. With each step, privacy-critical data is more and more untainted. At last, data in the database is completely untainted; hence, further measures of protection are not strictly necessary here.

We *trust* in the integrity of the EMS, that is, that it will only send its data to the P4S. Accordingly, we trust the connection not to be susceptible to eavesdropping or man-in-the-middle attacks. Moreover, we expect that there are no data leaks in the P4S and data is only transmitted to the database. There is, however, no need to trust the database itself.

With regard to untainting, we expect the correctness of privacy-protection measures implemented in the filtering, aggregation, and encryption nodes. Without them, components which are now deemed not to process any privacy-relevant data also become critical. Especially *Aggregator_C* is a valuable target for further investigation. Here, actual untainting depends more on the very semantics of the applied function than when using, for example, encryption which works without regard to the meaning of the encrypted data.

Based on the trust assumptions and the assessment of criticality, valuable targets for *adversaries* are the EMS and the P4S graph. The EMS has an active boundary, hence, intrusion must be considered, being an attack on the integrity of the component. There are, however, no query APIs which have to be protected against unauthorized data access. The Input-API of the P4S graph is a passive boundary, accepting but not providing data. This interface is not to be considered privacy-critical as it only receives information. Nevertheless, possible attacks include POSTing faulty data and provoking denial of service by flooding the system with data. Also having an active boundary, the exit node, intrusion is a concern like for the EMS.

The exit node is not to be considered critical, due to two reasons: It is an active boundary, not allowing data querying and the data is already encrypted and therefore protected.

The database would be critical as it holds all data yet collected. However, this is also not the case due to the previously employed encryption.

5.2 MeasrDroid

MeasrDroid [7] is a system for collecting smartphone sensor data. The goal is to utilize the gathered information for research purposes. It may collect information about the current battery power, smartphone orientation, properties of surrounding wifi and cellphone networks such as signal strength, latency, and

reliability. All information is collected in combination with the current location of the smartphone. This allows to generate maps with respect to the measured properties.

For this purpose, an app is installed on each participating smartphone. The app regularly reads all available (hardware and software) sensor data and encrypts them with a predefined public key. The data is then send to *UploadDroid*, an upload gateway which temporarily stores the collected information. With lower frequency, *CollectDroid*, a trusted data base server, pulls the information from *UploadDroid* and decrypts them locally. The data is then stored in a local database on *CollectDroid*. From these information, statistics and graphs are generated and further analyzed.

Privacy Criticality Privacy criticality comes from the fact all information is not only mappable to an individual identifier for each smartphone, but it is also collected including a precise GPS location of it. This enables tracking of users over the time.

System Specification Data is repeatedly collected on the smartphone using the dedicated MeasrDroid app and serialized to a JSON string. The sensor component of the app is the data source. As in IDEM, it is not considered to be a boundary in the formal model. The data is directly and locally encrypted by an internal component using the public key of the trusted *CollectDroid* server and not saved on the phone in plaintext.⁵ From there it is internally forwarded to the upload component which is an active system boundary and POSTs the data to the *UploadDroid*.

The following components constitute the MeasrDroid backend infrastructure.

The *CollectDroid* server shall not be accessible from the outside in order to minimize its attack surface. Due to this reason, is it not desired that information is directly pushed to it. Alternatively, the gateway *UploadDroid* is provided, to which the information can be pushed. Encrypted, and hence privacy-protected information is only temporarily deposited on this server. This server is simultaneously a passive system boundary for the smartphones pushing their data as well as for the *CollectDroid* server pulling the data. In addition, as discussed in Section 4.2, *CollectDroid* is also an active boundary.

The *CollectDroid* server consists of a data collection component, a data decryption component, and an actual storage component. Regularly, the trusted and isolated *CollectDroid* connects to the *UploadDroid* via SSH and pulls the newly received measurement data. The vital requirement that it may not be contacted from the outside. This can be modeled by not providing any passive system boundaries. After the transfer, data is decrypted and stored there.

In other words, the competing properties of *outside access* for data pushing on the one hand and *trustworthiness* due to the handling of unencrypted data on the other hand have been separated into two systems.

⁵ In consequence, even when the phone is stolen, the adversary cannot reconstruct the whole measurement and location history of this phone.

This derived model is shown in Figure 3.

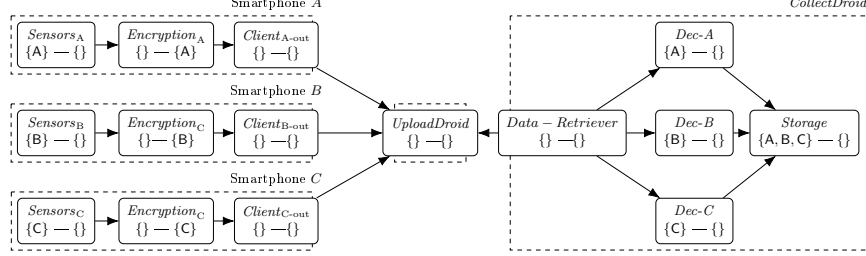


Fig. 3. MearDroid Architecture

The main purpose of the collected data is to support scientific work. The process of data analysis is carried out manually, hence there exists no further infrastructure from this point on, which is relevant for the current elucidations.

Taint Label Specification For the current scenario, we assume several users, each possessing their own tainting label. For three users, the tainting labels A , B , and C exist. Their smartphones collect individual data about them. Hence, the collection component of every smartphone taints the gathered information with the label of the corresponding user. Immediately, the following encryption component again untaints the owner's label. In consequence, the upload component does not have taint labels.

On the side of the MearDroid system, the *UploadDroid* only handles encrypted data which itself cannot decrypt. Hence, it does not have any taint labels. This also applies for the *CollectDroid*'s data collection component. The *CollectDroid* decrypts the data and has access to all information of every user. Hence, it is necessary to allow the full taint label set, here being $\{A, B, C\}$ for its decryption component, as well as the storage component.

Results and Insights Our evaluation of the system specification is analogue to the previous case study. Remarkable differences are as follows.

Data Privacy Protection Goals. Data collection is distributed and separated from the beginning as each smartphone only collects data about its own user.

This has several benefits: *Data minimization* can already be performed by the client application on the smartphone before it crosses any system boundary. If the client-side application is open source, full *transparency* of the running code is given. Also, the foundation for more *intervenability* is laid, as the app can provide measures to the user, to exactly specify which information may be collected. Based on separation, *linkability* of different users data is also prevented. Only after storage, data can potentially be linked.

Security and Risk Assessment. For each user, two assets exist: The user’s individual smartphone must be considered critical as well as *CollectDroid*, which is critical for all users. *UploadDroid* is considered completely uncritical.

The smartphone app is trusted that its sensor component only collects legitimate data and that the encryption component performs untainting correctly. Furthermore it is expected that its upload component only pushes this data to *UploadDroid* (if the data would be sent to a different entity, the data cannot be decrypted). Lastly, *CollectDroid* is trusted with respect to data handling.

Depending on the motivation, two types of attacks can be derived: If surveillance of a single individual is desired, the corresponding smartphone as well as the *CollectDroid* are potential attack targets. Hence, the integrity of the smartphone, the app, and the trusted backend components has to be assured. When access to all critical information, e.g. for untargeted correlation purposes is desired, then only the trusted backend systems, i.e. the decryption component and the storage component become targets. *CollectDroid* only has an active boundary; intrusion has to be considered as an important attack vector. Consequently a vital protection is a firewall restricting incoming connections.

While it is obvious that the storage component is highly critical and therefore has to be protected, we consider it a valuable hint by *topoS* that the decryption component itself have the same level of criticality and need to be protected with the same amount of diligence.

Derivation of Firewall Rules The *CollectDroid* server has no passive boundaries but only active boundaries to obtain data from the *UploadDroid*. It can be completely isolated as mentioned before. This could be reflected in the firewall configuration:

- Drop all incoming connection requests⁶
- Only allow outgoing connections to *UploadDroid*

Obviously, the rules are structurally analogous to the rules derived for IDEM. This is due to the fact that definition of active and passive boundaries already provides enough information for the generation of the rules.

topoS shows that the *UploadDroid* is a passive system which has to be protected by other means. For the Internet-facing side, each individual user can be given a cryptographic identifier in order to authenticate against the APIs of the mentioned systems. Internally, certificates can be utilized in order to perform mutual authentication of the servers.

5.3 Auditing the Real MeasrDroid

The previous sections presented a theoretical evaluation of the architecture of MeasrDroid and consequently provide a recipe (cf. Section 4) for evaluating and auditing the real system. MeasrDroid is deployed and in productive use since 2013. The theoretic evaluation of its architecture, presented in this paper, was

⁶ Except a management interface e.g. via SSH

not available at the time MeasrDroid was developed. In this section, we will evaluate the real MeasrDroid implementation with regard to our findings of the previous sections.

First, we collected all physical and virtual machines which are associated with MeasrDroid. We found the following machines:

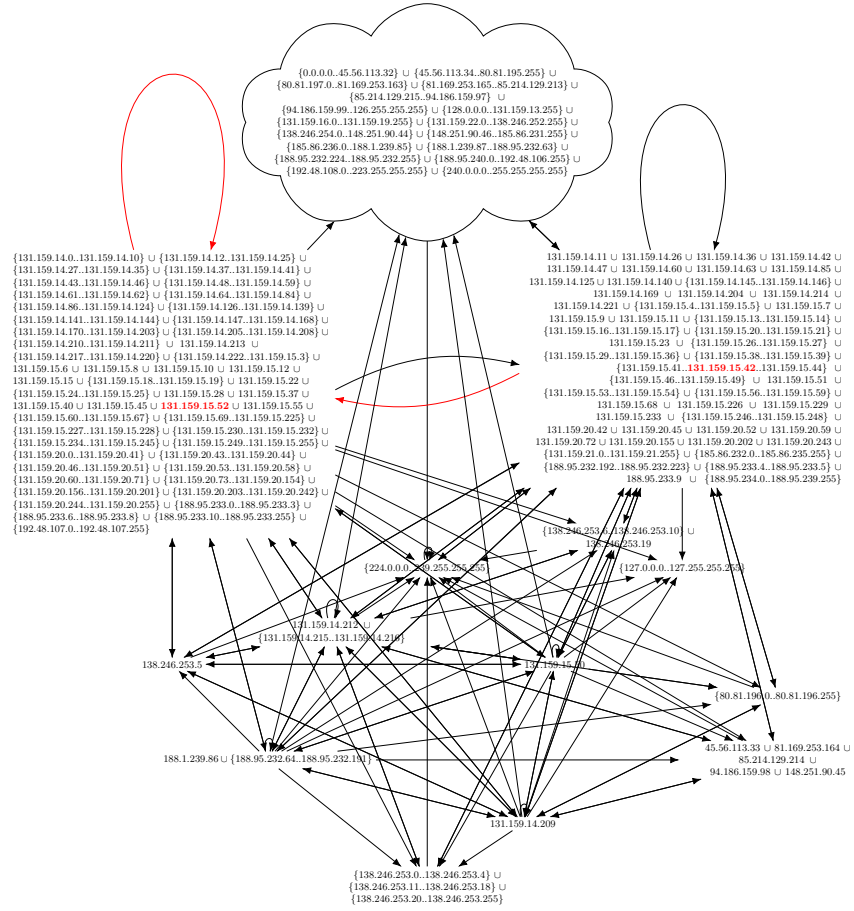
- droid0** Virtual machine
 - IPv4: 131.159.15.16
 - IPv6: 2001:4ca0:2001:13:216:3eff:fea7:6ad5
 - Name in the model: not present
 - Purpose: DNS server, not relevant for MeasrDroid’s architecture.
- droid1** Virtual machine
 - IPv4: 131.159.15.42
 - IPv6: 2001:4ca0:2001:13:216:3eff:fe03:34f8
 - Name in the model: *UploadDroid*
 - Purpose: Receive data via http/https.
- c3po** Physical, powerful machine
 - IPv4: 131.159.15.52
 - IPv6: 2001:4ca0:2001:13:2e0:81ff:fee0:f02e
 - Name in the model: *CollectDroid*
 - Purpose: Trusted collection and storage.

The relevant machines are *UploadDroid* at 131.159.15.42 and *CollectDroid* at 131.159.15.52. We found that the machines do not have a firewall set up. All rely on the central firewall of our lab.

This central firewall may be the largest real-world, publicly available iptables firewall in the world and handles many different machines and networks. MeasrDroid is only a tiny fragment of it. We obtained a snapshot from June 2016 and make it publicly available [1]. The firewall is managed by several users and it consists of over 5500 rules.

MeasrDroid relies on the protocols http (port 80), https (port 443), and ssh (port 22). For conciseness, we focus our audit on port 80. Fundamentally, port numbers are not of a big concern for the overall architecture. Notably, our theoretical analysis, in particular Figure 3, has abstracted over concrete port number all the time.

The model of the MeasrDroid architecture (cf. Figure 3) should be recognizable in the rules of our central firewall. In particular, *CollectDroid* should not be reachable from the Internet, *UploadDroid* should be reachable from the Internet, and *CollectDroid* should be able to pull data from *UploadDroid*. This information may be hidden somewhere in the more than 5500 IPv4 firewall rules and over 6000 IPv6 firewall rules. We used the *ffuu* tool [13] to extract the access control structure of the firewall. The result is visualized in Figure 4 for IPv4. The IPv6 structure is shown in Figure 6. These figures may first appear highly confusing, which is due to the sheer intrinsic complexity of the access control policy enforced by the firewall. We have highlighted three entities in both figures. Because the structure and the results are similar for IPv4 and IPv6 and due to its long addresses the IPv6 graph is even worse readable than the IPv4 graph,



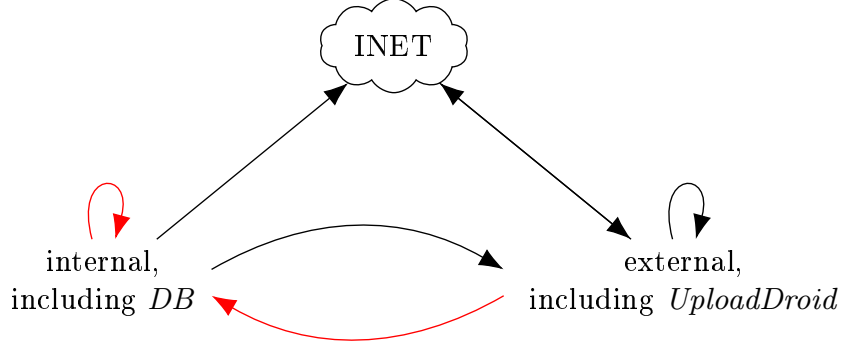


Fig. 5. MeasrDroid: Main firewall – simplified connectivity matrix

we continue our analysis only with IPv4 for this paper. First, at the top, the IP range enclosed in a cloud corresponds to the IP range which is not used by our department, i.e. the Internet. The large block on the left corresponds to most internal machines which are not globally accessible. The IP address we marked in bold red in there belongs to *CollectDroid*. Therefore, inspecting the arrows, we have formally verified our first auditing goal: *CollectDroid* is not directly accessible from the Internet. The other large IP block on the right belongs to machines which are globally accessible. The IP address we marked in bold red in there belongs to *UploadDroid*. Therefore, we have verified our second auditing goal: *UploadDroid* should be reachable from the Internet. In general, it is pleasant to see that the two machines are in different access groups. Finally, we see that the class of IP addresses including *CollectDroid* can access *UploadDroid*. Therefore, we have verified our third auditing goal.

For the sake of example, simplicity, and presentiveness, we disregard that most machines at the bottom of Figure 4 could attack *CollectDroid*.⁷ Therefore, the huge access control structure at the bottom of Figure 4 is not related to MeasrDroid and can be ignored. We have extracted only the relevant (and simplified) parts in Figure 5. In the previous paragraph, we only presented the successful parts of the audit. Our audit also revealed many problems related to MeasrDroid, visualized with red arrows. The problems can be clearly recognized in Figure 5:

- *UploadDroid* can connect to *CollectDroid*. This is a clear violation of the architecture. We have empirically verified this highly severe problem by logging into *UploadDroid* and connecting to *CollectDroid*.
- In general, most internal machines may access *CollectDroid*, which violates the architecture.

⁷ Our method is also applicable to the complete scenario; this would only decrease clarity without contributing any new insights. We acknowledge the sheer complexity of this real-world setup with all its side-constraints.

- There are no restrictions for *UploadDroid* with regard to outgoing connections. In theory, it should only passively retrieve data and never initiate connections by itself (disregarding system updates).
- We uncovered a special IP address with special access rights towards *CollectDroid* (only shown in the full figure). We found an abandoned server, which has no current relevance for the MearDroid system. As a consequence, the access rights were revoked.

Therefore, our audit could verify some core assertions about the actual implementation. In addition, our audit could uncover and confirm serious bugs in the implementation. These bugs were unknown prior to our audit and we could only uncover them with the help of the process proposed in this paper.

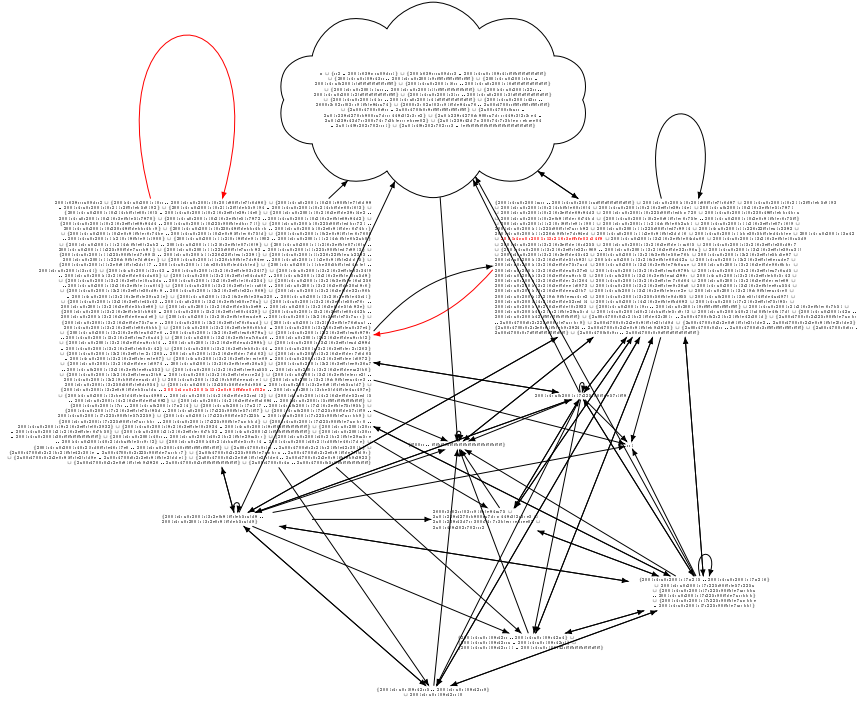


Fig. 6. MearDroid: Main firewall – IPv6 http connectivity matrix

Automatically fixing bugs. To fix the problems our audit uncovered, we decided to install additional firewall rules at *CollectDroid*. *topoS* could automatically generate the rules for us. We detail the *topoS*-supported firewall configuration in the next section.

A Firewall for C3PO. *topoS* can generate a global firewall for the complete MeasrDroid architecture. We filtered the output for rules which affect *CollectDroid*. Note that *topoS* generates a fully functional *stateful* firewall (cf. [11, 12]) for us. For our architecture, *topoS* generated the two simple rules shown in Figure 7.

```
*filter
:INPUT DROP [0:0]
:FORWARD DROP [0:0]
:OUTPUT DROP [0:0]
-A OUTPUT -s 131.159.15.52 -d 131.159.15.42 -j ACCEPT
-A INPUT -m state --state ESTABLISHED
                                -s 131.159.15.42 -d 131.159.15.52 -j ACCEPT
COMMIT
```

Fig. 7. Automatically generated `iptables` rules

The first rule allows *CollectDroid* to connect to the *UploadDroid*. The second rule allows the *UploadDroid* to answer to such existing connections.

We manually extended the rules to further allow some core network services such as ICMP, DHCP, DNS, NTP, and SSH for remote management. In addition, we allow further outgoing TCP connections from *CollectDroid* (for example for system updates) but log those packets. The modified ruleset is illustrated in Figure 8.

We analyzed the modified firewall with *ffuu* to ensure that it still conforms to the overall policy. *ffuu* immediately verified that *CollectDroid* is no longer reachable from any machine (excluding localhost connection) over http. We also verified that we will not lock ourselves out from ssh access from our internal network. After this verification, the firewall was deployed to the real *CollectDroid* machine. Similarly, we implemented and deployed an IPv6 firewall.

6 Discussion & Future Work

We argued for the benefits of our approach and its practical applicability for privacy assessment in Section 4. In this section, we want to discuss potential improvements for future work. We base our discussion on our observation we made during the evaluation.

In both case studies there were storage components, which persist collected data. In general, we consider them to be more inherently critical than components, where data is processed in-memory, forwarded and discarded. This is because these components allow compromising the whole history of data, while stateless processing components can only give access to data which occurred after the attack. Hence, it would be beneficial to include this aspect in the model, e.g. by adding the attribute of statefulness to components. Consequently, an audit must in turn assess that a stateless component is indeed stateless.

```

*filter
:INPUT DROP [0:0]
:FORWARD DROP [0:0]
:OUTPUT DROP [0:0]
# topoS generated:
# C3PO -> UploadDroid
-A OUTPUT -s 131.159.15.52 -d 131.159.15.42 -j ACCEPT
# UploadDroid -> C3PO (answer)
-A INPUT -m state --state ESTABLISHED                                     ←
    -s 131.159.15.42 -d 131.159.15.52 -j ACCEPT
# custom additional rules
-A INPUT -i lo -j ACCEPT
-A OUTPUT -o lo -j ACCEPT
-A OUTPUT -p icmp -j ACCEPT
-A INPUT -p icmp -m state --state ESTABLISHED,RELATED -j ACCEPT
-A INPUT -s 131.159.20.190/24 -p tcp -m tcp --dport 22 -j ACCEPT
-A OUTPUT -m state --state ESTABLISHED                                     ←
    -p tcp -m tcp --sport 22 -j ACCEPT
# DHCP
-A INPUT -p udp --dport 67:68 --sport 67:68 -j ACCEPT
-A OUTPUT -p udp --dport 67:68 --sport 67:68 -j ACCEPT
# ntp
-A OUTPUT -p udp --dport 123 -j ACCEPT
-A INPUT -p udp --sport 123 -j ACCEPT
# DNS
-A OUTPUT -p udp --dport 53 -j ACCEPT
-A INPUT -p udp --sport 53 -m state --state ESTABLISHED -j ACCEPT
# further output, policy could be improved.
# Notice mails to admin, system updates, ...
-A OUTPUT -p tcp -j LOG
-A OUTPUT -p tcp -j ACCEPT
-A INPUT -p tcp -m state --state ESTABLISHED -j LOG
-A INPUT -p tcp -m state --state ESTABLISHED -j ACCEPT
COMMIT

```

Fig. 8. Manually tuned iptables rules

In IDEM, multiple filter nodes or multiple aggregation nodes can actually be hosted on the same machine or can even be realized by the same process. However, criticality of a real-world component is split among several components in the model. This leads to a mismatch between both worlds: A compromise of one filter node compromises all other filter nodes which run in the same process; the model does not reflect this behavior. A faithful model would need to model all filter nodes as one single node, reflecting the suboptimal realization of the carried out service. The other way round, the real-world implementation can also be adapted to reflect the model. Our analysis reveals the potential to further adapt the real-world implementation to provide strong isolation between filtering and aggregation nodes to mitigate the impact of the compromise on one node.

However, such changes are often not easily possible for large real-world software artifacts. A method to cope with the trade off between model precision and implementation details might be necessary.

Another shortcoming focuses on the semantic of taint labels. Currently, they are only categorical values and in consequence only the equality operation is defined. Simultaneously, it is implied that every taint label has the same degree of criticality. The case study of IDEM showed that this is not sufficient. Aggregation nodes are often not able to completely remove but only reduce privacy-criticality. Formally, an initial taint label is removed and a new one is added without being able to denote that the newly added taint label is considered less critical than the former. Similarly, it is imaginable that merge nodes exist which combine data of several different taint label types to a combined stream of greater privacy-criticality. Hence, the formalism should support the specification of a partial order between taint labels for comparison. Similar to the previous suggestion, it should also be possible to relate taint labels, encoding the information which tainting or untainting process can transform specific taint labels into other taint labels.

The last remark addresses the semantic of tainting and untainting functions. The case studies showed that encryption can completely untaint given information, regardless of their previous taints. For every encryption function, a related decryption function must exist, which restores the previous information. Formally, also all previous taint labels are restored. Besides explicit specification of taint labels, it should be possible to relate a pair of encryption and decryption components to enable automatic taint label derivation for the decryption component. The main problem to be avoided is the manual introduction of inconsistencies by updating the taint specifications of only one entity in such a pair. We created a wrapper function, which creates a taint-untaint-tuple for the encryption as well as the decryption component when providing the corresponding taint and untaint labels as parameters. This solved the aforementioned problem by the mere introduction of syntactic sugar, hence, not requiring changes of the previously specified formalism nor making further proofs necessary.

7 Conclusion

Several guidelines and policies for verifying and auditing the privacy properties of IT systems exist. Yet, the task itself is carried out manually, making it complex and time-consuming.

In this paper, we present a model+formalization+technique+recipe based on static taint analysis and show its applicability to the assessment of integral privacy protection goals. From given system designs or existing implementations, a model is derived which makes transmission and processing of privacy-critical data explicit. We show how this information can be used to support the data protection goals of transparency, data minimality, and unlinkability.

We integrated our model into the formal policy framework *topoS* and proved soundness with Isabelle/HOL. Two real-world case studies demonstrate the ap-

plicability of our approach, exemplifying that insights formally derived from the model are consistent with manual inspections of the architecture. While the first case study required manual code auditing, in the second studied system, auditing could be carried out in a completely automated manner, uncovering previously unknown bugs, and providing measures for mitigation.

Availability

Our formalization, case studies, and proofs can be found at

<https://github.com/diekmann/topoS>

Acknowledgments

This work has been supported by the German Federal Ministry of Education and Research, project DecADe, grant 16KIS0538.

References

1. Analyzed firewall rulesets (raw data), <https://github.com/diekmann/net-network>, accompanying material
2. Das Standard-Datenschutzmodell. Tech. rep., Konferenz der unabhängigen Datenschutzbehörden des Bundes und der Länder, Darmstadt (2015), <https://www.datenschutzzentrum.de/uploads/sdm/SDM-Handbuch.pdf>
3. Bagheri, H., Kang, E., Malek, S., Jackson, D.: Detection of Design Flaws in the Android Permission Protocol Through Bounded Verification, pp. 73–89. Springer International Publishing (2015)
4. Bock, K., Rost, M.: Privacy By Design und die Neuen Schutzziele. DuD 35(1), 30–35 (2011)
5. Cavoukian, A.: Creation of a Global Privacy Standard (November 2006, Revised October 2009), <https://www.ipc.on.ca/images/resources/gps.pdf>
6. Cavoukian, A.: Privacy by Design. Identity in the Information Society 3(2), 1–12 (2010), <https://www.ipc.on.ca/images/Resources/pbd-implement-7found-principles.pdf>
7. Chair of Network Architectures and Services, TUM: MeasrDroid, <http://www.droid.net.in.tum.de/>, <https://play.google.com/store/apps/details?id=de.tum.in.net.measrdroid.gui.stats>
8. Common Criteria: Part 3: Security assurance components. Common Criteria for Information Technology Security Evaluation CCMB-2012-09-003 (Version 3.1 Revision 4) (Sep 2012), <http://www.commoncriteriaportal.org/files/ccfiles/CCPART3V3.1R4.pdf>
9. Danezis, G., Domingo-Ferrer, J., Hansen, M., Hoepman, J.H., Metayer, D.L., Tirtza, R., Schiffner, S.: Privacy and Data Protection by Design - from policy to engineering. Tech. rep., ENISA (2015)
10. Denning, D.: A lattice model of secure information flow. Communications of the ACM 19(5), 236–243 (May 1976)
11. Diekmann, C., Hupel, L., Carle, G.: Directed Security Policies: A Stateful Network Implementation. In: ESSS. pp. 20–34 (May 2014)

12. Diekmann, C., Korsten, A., Carle, G.: Demonstrating topoS: Theorem-prover-based synthesis of secure network configurations. In: 11th International Conference on Network and Service Management (CNSM). pp. 366–371 (Nov 2015)
13. Diekmann, C., Michaelis, J., Haslbeck, M., Carle, G.: Verified iptables Firewall Analysis. In: IFIP Networking 2016. Vienna, Austria (May 2016)
14. Diekmann, C., Posselt, S.A., Niedermayer, H., Kinkelin, H., Hanka, O., Carle, G.: Verifying Security Policies using Host Attributes. In: Formal Techniques for Distributed Objects, Components, and Systems (FORTE). pp. 133–148. Springer Berlin Heidelberg, Berlin, Germany (Jun 2014)
15. Enck, W., Gilbert, P., Han, S., Tendulkar, V., Chun, B.G., Cox, L.P., Jung, J., McDaniel, P., Sheth, A.N.: TaintDroid: An Information-Flow Tracking System for Realtime Privacy Monitoring on Smartphones. *ACM Transactions on Computer Systems (TOCS)* 32(2), 5 (2014)
16. Fragkaki, E., Bauer, L., Jia, L., Swasey, D.: Modeling and enhancing android's permission system. In: European Symposium on Research in Computer Security. pp. 1–18. Springer (2012)
17. Hoepman, J.: Privacy design strategies. In: IFIP TC11 29th Int. Conf. on Information Security. vol. abs/1210.6621 (2012)
18. Kinkelin, H., von Maltitz, M., Peter, B., Kappler, C., Niedermayer, H., Carle, G.: Privacy preserving energy management. In: Proceeding of City Labs Workshop, International Conference on Social Informatics (SocInfo 2014). Barcelona, Spain (Oct 2014)
19. McClurg, J., Friedman, J., Ng, W.: Android Privacy Leak Detection via Dynamic Taint Analysis. Northwestern EECS 450 Class Final Presentation (May 2012)
20. Murray, T., Matichuk, D., Brassil, M., Gammie, P., Bourke, T., Seefried, S., Lewis, C., Gao, X., Klein, G.: seL4: From General Purpose to a Proof of Information Flow Enforcement. In: IEEE Symposium on Security and Privacy. pp. 415–429 (May 2013)
21. Nipkow, T., Paulson, L.C., Wenzel, M.: Isabelle/HOL: A Proof Assistant for Higher-Order Logic, LNCS, vol. 2283. Springer (2002, last updated 2016), <http://isabelle.in.tum.de/>
22. Pfleeger, C.P., Pfleeger, S.L.: Security in computing. Prentice Hall Professional Technical Reference (2002)
23. Rost, M., Pfitzmann, A.: Datenschutz-Schutzziele – revisited. *Datenschutz und Datensicherheit DuD* 33(6), 353–358 (2009)
24. Schwartz, E.J., Avgerinos, T., Brumley, D.: All you ever wanted to know about dynamic taint analysis and forward symbolic execution (but might have been afraid to ask). In: 2010 IEEE Symposium on Security and Privacy. pp. 317–331. IEEE (May 2010)
25. Steinbrecher, S., Köpsell, S.: Modelling Unlinkability. *Privacy Enhancing Technologies* 2760, 32–47 (2003), http://dx.doi.org/10.1007/978-3-540-40956-4_{_}3
26. Tromer, E., Schuster, R.: DroidDisintegrator: Intra-application information flow control in android apps (extended version). In: Proceedings of the 11th ACM on Asia Conference on Computer and Communications Security. pp. 401–412. ASIA CCS '16, ACM, New York, NY, USA (2016), <http://www.cs.tau.ac.il/~tromer/disintegrator/disintegrator.pdf>