

Simultaneous Input and State Estimation for Linear Time-Varying Continuous-Time Stochastic Systems[★]

Sze Zheng Yong^{a,†}

Minghui Zhu^b

Emilio Frazzoli^{c,†}

Abstract—In this paper, we present an optimal filter for linear time-varying continuous-time stochastic systems that simultaneously estimates the states and unknown inputs in an unbiased minimum-variance sense. We first show that the unknown inputs cannot be estimated without additional assumptions. Then, we discuss two complementary variants of the filter: (i) for the case when an additional measurement containing information about the state derivative is available, and (ii) for the case without the additional measurement but the input signals are assumed to be sufficiently smooth and have bounded derivatives. Conditions for uniform asymptotic stability and the existence of a steady-state solution for the proposed filter, as well as the convergence rate of the state and input estimate biases are given. Moreover, we show that a principle of separation of estimation and control holds and that the unknown inputs may be rejected. Two examples, including a nonlinear vehicle reentry example, are given to illustrate that our filter is applicable even when some strong assumptions do not hold.

I. INTRODUCTION

When the inputs to linear continuous-time stochastic systems are known, the Kalman-Bucy filter [1] provides the optimal state filtering solution from noisy measurements. However, in many applications, the disturbance inputs or the unknown parameters are not modeled by a zero-mean, Gaussian white noise. For instance, (semi-)autonomous vehicles do not have knowledge of the control inputs of other vehicles. The inability to reliably track the states of these vehicles, or to estimate the unknown inputs may lead to a collision or suboptimal performance, etc. Similar problems are found across many disciplines, e.g., meteorology [2], physiology [3], fault detection and diagnosis [4] and machine tool applications [5]; hence, a solution to this problem is beneficial for a wide range of applications.

Literature review. Research in this field began with state estimation of systems with unknown biases and unknown disturbance of known dynamics, but has since moved towards state estimation with arbitrary unknown inputs. An optimal

filter that only estimates the system states in a minimum-variance unbiased (MVU) sense estimate is first developed for linear discrete-time stochastic systems with unknown inputs in [2], [6]–[9]. This development was followed by the design of optimal simultaneous input and state estimation filters, with the objective of *concurrently* obtaining minimum-variance unbiased estimates for both the states and the unknown disturbance inputs to the system, as researchers realize that the information about the unknown input is often as important as state information. However, initial research has been focused on particular classes of linear discrete-time systems with unknown inputs (see e.g., [10]–[13] and references therein). Only recently has a general framework been proposed in [14], [15] for optimally estimating both state and unknown input of linear discrete-time stochastic systems with unknown inputs.

To our best knowledge, the problem of simultaneous state and input estimation for linear continuous-time stochastic systems has not been addressed. Thus, we turn to the literature on unknown input observer designs for deterministic systems for inspiration. As it turns out, the accessibility of output derivatives plays an important role for the estimation of the unknown inputs in observer designs. Some observer designs (e.g., [16]) differentiates the output measurements, whereas other designs (e.g., [5], [17]) rely solely on output measurements without differentiation, although these observers can only asymptotically estimate the unknown input to any degree of accuracy instead of exact asymptotic estimation.

Contributions. We propose a *stable* and *optimal* state and unknown input filter in the minimum-variance unbiased sense for linear *time-varying* continuous-time stochastic systems and provide the convergence rate of the proposed filter. First, we show via a similarity transformation that the unknown input is in general not directly observable from the output signal and hence, unlike its discrete-time counterpart, cannot be estimated in a meaningful way without additional assumptions. Then, taking a leaf out of deterministic observer designs (e.g., [5], [16]), we provide an analysis of two sets of assumptions under which the input can be estimated: (i) when an additional measurement containing information about the state derivative or ‘output derivative’ is available, and (ii) when no additional measurement is accessible but the input signals are sufficiently smooth and have bounded derivatives.

Two complementary variants of the optimal filter are presented for each of these assumptions. In the latter case, as with observer designs in [5], [17], where exact asymptotic estimation is not available, we propose a filter variant that still estimates the system states in an MVU sense, but the unknown inputs are only estimated to any degree of accuracy

^a S.Z. Yong is with the School for Engineering of Matter, Transport and Energy, Arizona State University, Tempe, AZ 85281, USA (e-mail: szezhen.yong@asu.edu).

^b M. Zhu is with the Department of Electrical Engineering, Pennsylvania State University, University Park, PA 16802, USA (e-mail: muz16@psu.edu).

^c E. Frazzoli is with the Institute for Dynamic Systems and Control, Swiss Federal Institute of Technology (ETH), CH-8092 Zürich, Switzerland (e-mail: efrazzoli@ethz.ch).

[†] This work was done when S.Z. Yong and E. Frazzoli were with the Laboratory for Information and Decision Systems at Massachusetts Institute of Technology, Cambridge, MA 02139, USA.

[★] Extended version of an IEEE Transactions on Automatic Control paper with the same title.

when compared to the MVU input estimate obtained if the exact output derivative is known. The proposed filter is derived by constructing a ‘virtual’ equivalent system without unknown inputs¹. Although not implementable, this virtual system without unknown inputs has provably the same properties as our proposed filter, allowing us to derive analogous properties of our filter to that of the well-known Kalman-Bucy filter [1]. Moreover, by limiting case approximations of the optimal discrete-time filter in [14], we find that the discrete-time filter implicitly uses finite difference to obtain an ‘output derivative’.

Moreover, the derivatives of the system matrices may be needed, where the main challenge lies in the computation of derivatives of the singular value decomposed matrices of the direct feedthrough matrix. A solution to this problem is presented in Section III-B, which, as a by-product, provides a novel alternative approach to [18], [19] for computing analytic singular value decomposition with differential equations.

Finally, we show that a principle of separation of estimation and control also exists for linear systems with unknown inputs, and that the unknown inputs may be rejected, if desired. Hence, we can combine the proposed stable filter for state and input estimation, with any independently designed stable state feedback controller to achieve a stable closed loop system, which we illustrate with a vehicle reentry example with nonlinear dynamics [20] and a helicopter hover control example in windy environments even when some strong assumptions in our paper do not hold. A preliminary version of this paper is presented in [21] where the special case of linear time-invariant systems is studied.

Notation. We first summarize the notation used in the paper. \mathbb{R}^n denotes the n -dimensional Euclidean space. For a vector $v \in \mathbb{R}^n$, its r^{th} derivative is denoted by $v^{(r)}$ and its expectation by $\mathbb{E}[v]$. Given a matrix $M \in \mathbb{R}^{p \times q}$, its transpose, inverse, Moore-Penrose pseudoinverse, norm, trace, rank are given by M^\top , M^{-1} , M^\dagger , $\|M\|$, $\text{tr}(M)$ and $\text{rk}(M)$. For a symmetric matrix S , $S \succ 0$ ($S \succeq 0$) is positive (semi-)definite.

II. PROBLEM STATEMENT

We consider the following model representation of linear time-varying continuous-time stochastic systems

$$\begin{aligned} \dot{x}(t) &= A(t)x(t) + B(t)u(t) + G(t)d(t) + W(t)w(t), \\ y(t) &= C(t)x(t) + D(t)u(t) + H(t)d(t) + v(t), \end{aligned} \quad (1)$$

where $x(t) \in \mathbb{R}^n$ is the state vector at time t , $u(t) \in \mathbb{R}^m$ a known input vector, $d(t) \in \mathbb{R}^p$ an unknown input vector, $y(t) \in \mathbb{R}^l$ the measurement vector, $w(t) \in \mathbb{R}^q$ the process noise and $v(t) \in \mathbb{R}^l$ the measurement noise. The matrices $A(t)$, $B(t)$, $G(t)$, $C(t)$, $D(t)$, and $W(t)$ are smooth, bounded and known, whereas $H(t)$ is analytic (i.e., infinitely differentiable and convergent) and known. $x(t_0) = x_0$ is also assumed to be independent of $v(t)$ and $w(t)$ for all t and an initial state estimate $\hat{x}(t_0) := \hat{x}_0$ is available with covariance matrix \mathcal{P}_0^x . Without loss of generality, we assume that $n \geq l \geq 1$, $l \geq p \geq 0$ and $m \geq 0$ and the current time t is strictly positive. Our fairly general time-varying system formulation

facilitates linearization-based nonlinear filtering techniques, as is demonstrated in our simulation example in Section VI-A. To simplify notations, we often omit the explicit time-dependence of signals when it is clear from context.

It has been observed in [16] that, except for some trivial cases (e.g., H has full rank), derivatives of outputs are needed when the reconstruction of the unknown input is desired for deterministic systems. Therefore, we expect stochastic systems to similarly require some form of additional signal information that is a counterpart of the output derivative in the deterministic case. With this in mind, we first show via a similarity transformation in Proposition 1 that the unknown input is indeed not directly observable from the output signal and thus, unlike its discrete-time counterpart, cannot be estimated in a meaningful way without additional assumptions.

Objective. The objective of this paper is hence to design an optimal recursive filter algorithm which simultaneously estimates the system state $x(t)$ and the unknown input $d(t)$ based on an initial state estimate \hat{x}_0 with covariance \mathcal{P}_0^x , and measured outputs up to time t , $y(\tau)$ for all $0 \leq \tau \leq t$, under some appropriate assumptions (to be explored in Section IV). No prior knowledge of the dynamics of $d(t)$ is assumed.

III. PRELIMINARY MATERIAL

We begin by providing the definition of uniform complete controllability and observability:

Definition 1 (Uniform Complete Controllability & Observability [1], [22]). *Let $X(t)$ be bounded. The pair $(X(t), Y(t))$ is uniformly completely controllable, if $\exists \epsilon > 0$ and $\mu_1(\epsilon) > 0$, $\mu_2(\epsilon) > 0$, such that for all $t \geq t_0$, such that $\mu_1(\epsilon) \leq \int_{t-\epsilon}^t \Phi_{X(t)}(t, s) Y(s) Y^\top(s) \Phi_{X(t)}^\top(t, s) ds \leq \mu_2(\epsilon)$, where $\Phi_{X(t)}(t, s)$ is the transition matrix of the system $\dot{x}(t) = X(t)x(t) + Y(t)u(t)$ and $y(t) = Z(t)x(t)$. Similarly, the pair $(X(t), Z(t))$ is uniformly completely observable, if its dual pair $(X^\top(t), Z^\top(t))$ is uniformly completely controllable.*

In the following, we present the similarity transformation that decouples the output signal with respect to the unknown inputs, revealing that a certain component of the unknown inputs cannot be observed from the output signal. Then, we introduce a novel alternative approach to [18], [19] to obtain the derivative of singular value decomposed matrices of time-varying $H(t)$ that is needed for the development of our filter.

A. Decoupling via Similarity Transformation

Similar to its discrete-time counterpart [14], we first carry out a transformation of the system. Let $\text{rk}(H) = p_H$. Then, we rewrite H using singular value decomposition (SVD) as

$$H = [U_1 \ U_2] \begin{bmatrix} \Sigma & 0 \\ 0 & 0 \end{bmatrix} \begin{bmatrix} V_1^\top \\ V_2^\top \end{bmatrix} = U_1 \Sigma V_1^\top =: H_1 V_1^\top, \quad (2)$$

where $\Sigma \in \mathbb{R}^{p_H \times p_H}$ is a diagonal matrix of full rank, with $U_1 \in \mathbb{R}^{l \times p_H}$, $U_2 \in \mathbb{R}^{l \times (l-p_H)}$, $V_1 \in \mathbb{R}^{p \times p_H}$, $V_2 \in \mathbb{R}^{p \times (p-p_H)}$ and 0 matrices of appropriate dimensions. $U := [U_1 \ U_2]$ and $V := [V_1 \ V_2]$ are unitary matrices. Note that when H is the zero matrix, Σ , U_1 and V_1 are empty matrices, and U_2 and V_2 are arbitrary unitary matrices. Then, we define two orthogonal

¹The proof technique of constructing a virtual system, while is rather common for controller designs, is to our knowledge novel to filter designs.

components of the unknown input given by $d_1 := V_1^\top d$ and $d_2 := V_2^\top d$. Since V is unitary, $d = V_1 d_1 + V_2 d_2$. Next, we decouple the output y using a nonsingular transformation

$$T = \begin{bmatrix} T_1 \\ T_2 \end{bmatrix} = \begin{bmatrix} I_{p_H} & -U_1^\top R U_2 (U_2^\top R U_2)^{-1} \\ 0 & I_{(l-p_H)} \end{bmatrix} \begin{bmatrix} U_1^\top \\ U_2^\top \end{bmatrix}, \quad (3)$$

to obtain

$$\begin{aligned} \dot{x} &= Ax + Bu + G_1 d_1 + G_2 d_2 + Ww, \\ z_1 &= T_1 y = C_1 x + D_1 u + \Sigma d_1 + v_1, \\ z_2 &= T_2 y = C_2 x + D_2 u + v_2, \end{aligned} \quad (4)$$

where $C_1 := T_1 C$, $C_2 := T_2 C = U_2^\top C$, $D_1 := T_1 D$, $D_2 := T_2 D = U_2^\top D$, $G_1 := G V_1$, $G_2 := G V_2$, $v_1 := T_1 v$ and $v_2 := T_2 v = U_2^\top v$. The transform was also chosen such that the measurement noise terms for the decoupled outputs are uncorrelated with each other, the process noise and the initial state, with the non-zero autocorrelations of v_1 and v_2 given by $R_1 := T_1 R T_1^\top \succ 0$ and $R_2 := T_2 R T_2^\top \succ 0$, respectively.

With the above decoupling of the output signals with respect to the unknown inputs, we obtain the following proposition:

Proposition 1. *The output y contains insufficient information to fully estimate the signal d , specifically the component d_2 , which does not appear in z_1 and z_2 (and $y = T^{-1}[z_1^\top \ z_2^\top]^\top$).*

B. Computation of derivative of singular value decomposed matrices of time-varying $H(t)$

To perform the decoupling transformation, the computation of the derivative of singular value decomposed matrices of the time-varying $H(t)$ may be needed, which we now derive. With the assumption that the matrix H is analytic, [19] established the existence of a singular value decomposition of H where the factors are also analytic functions, which they termed analytic singular value decomposition (ASVD). This has the implication that U_1 , U_2 , V_1 , V_2 and Σ are differentiable. Next, we provide an approach motivated by [18], [19] for obtaining the signal derivatives, \dot{U}_1 and $\dot{\Sigma}$, which are required to compute $\dot{H}_1 := \dot{U}_1 \Sigma + U_1 \dot{\Sigma}$, as well as \dot{U}_2 , $\dot{\Sigma}$, \dot{V}_1 and \dot{V}_2 . For simplicity, we shall first assume that the rank of matrix H is constant, and that all singular values remain positive. The generalization to the case when the singular values can become zero will be discussed in Remark 1.

Theorem 1. *Let $\Sigma = \text{diag}(\sigma_1, \sigma_2, \dots, \sigma_{p_H})$ be such that $\sigma_i > 0$ for all $i = 1, 2, \dots, p_H$. Then, the singular value decomposed matrices of the known derivative of H in (2) given by $\dot{H} = \dot{U}_1 \Sigma V_1^\top + U_1 \dot{\Sigma} V_1^\top + U_1 \Sigma \dot{V}_1^\top$, can be found using*

$$\begin{aligned} \dot{\Sigma} &= \text{diag}(\dot{\sigma}_1, \dot{\sigma}_2, \dots, \dot{\sigma}_{p_H}), \quad \dot{U}_1 = U_1 E, \quad \dot{U}_2 = 0, \\ \dot{V}_1 &= V_1 F, \quad \dot{V}_2 = 0, \end{aligned} \quad (5)$$

with initial conditions determined by $H(t_0) = U_1(t_0) \Sigma(t_0) V_1^\top(t_0)$ and whose components for all $i = 1, 2, \dots, p_H$ can be computed as follows:

$$\dot{\sigma}_i = (U_1^\top \dot{H} V_1)_{ii}, \quad (6)$$

$$\begin{aligned} E_{ii} &= F_{ii} = 0, \quad E_{ij} = \frac{\sigma_j (U_1^\top \dot{H} V_1)_{ij} + \sigma_i (U_1^\top \dot{H} V_1)_{ji}}{\sigma_j^2 - \sigma_i^2}, \\ F_{ij} &= \frac{\sigma_j (U_1^\top \dot{H} V_1)_{ji} + \sigma_i (U_1^\top \dot{H} V_1)_{ij}}{\sigma_j^2 - \sigma_i^2}, \end{aligned} \quad (7)$$

if $\sigma_i^2 \neq \sigma_j^2$. In the case that $\sigma_i^2 = \sigma_j^2$, if we have $\sigma_i^{(r)} \neq \sigma_j^{(r)}$ for some r , then the solution for E_{ij} and F_{ij} is unique and can be found by differentiating (2) r times². If all derivatives are equal, e.g., when H is a constant matrix, then, with $\sigma_i \neq 0$,

$$\begin{aligned} E_{ij} &= -F_{ij} = \frac{(U_1^\top \dot{H} V_1)_{ij}}{2\sigma_i}, \quad \text{if } \sigma_i = \sigma_j, \\ E_{ij} &= F_{ij} = -\frac{(U_1^\top \dot{H} V_1)_{ij}}{2\sigma_i}, \quad \text{if } \sigma_i = -\sigma_j. \end{aligned} \quad (8)$$

Proof: Differentiating both sides of $H = U_1 \Sigma V_1^\top$, we have

$$\begin{aligned} \dot{H} &= \dot{U}_1 \Sigma V_1^\top + U_1 \dot{\Sigma} V_1^\top + U_1 \Sigma \dot{V}_1^\top \\ \Rightarrow U_1^\top \dot{H} V_1 &= U_1^\top \dot{U}_1 \Sigma + \dot{\Sigma} + \Sigma \dot{V}_1^\top V_1. \end{aligned}$$

Next, as is done in [18], we define the matrices $E := U_1^\top \dot{U}_1$ and $F := V_1^\top \dot{V}_1$ which are both skew symmetric, as can be shown by differentiating $U_1^\top U_1 = I$ and $V_1^\top V_1 = I$ on both sides. Hence, we can find the derivative of Σ with

$$\dot{\Sigma} = U_1^\top \dot{H} V_1 - E \Sigma + \Sigma F. \quad (9)$$

To obtain \dot{U}_1 from $E := U_1^\top \dot{U}_1$, we first note that the linear system is in general, underdetermined (except when H has full rank). Hence, \dot{U}_1 is not unique. We choose the minimum Frobenius norm solution given by $\dot{U}_1 = (U_1^\top)^\dagger E$, which is equivalent to (5) because U_1 is orthonormal. It remains an open question as to whether there exists a better choice of \dot{U}_1 , but we do not expect changes in this respect.

To obtain \dot{U}_2 , we differentiate $U_1^\top U_2 = 0$ (obtained from the orthogonality of columns of U):

$$\dot{U}_1^\top U_2 + U_1^\top \dot{U}_2 = E^\top U_1^\top U_2 + U_1^\top \dot{U}_2 = U_1^\top \dot{U}_2 = 0.$$

Similar to the case for \dot{U}_1 , the above linear system is underdetermined and thus, \dot{U}_2 is not unique. Once again, we choose \dot{U}_2 as in (5) such that its Frobenius-norm is minimized³. Likewise, \dot{V}_1 and \dot{V}_2 can be similarly obtained and are given in (5).

The diagonal terms of the skew-symmetric matrices E_{ii} and F_{ii} , for all $i = 1, 2, \dots, p_H$ are zero. Hence, the diagonal entries of $E \Sigma$ and ΣF are also zero. Since $\Sigma = \text{diag}(\sigma_1, \sigma_2, \dots, \sigma_{p_H})$ is diagonal, its singular values can be computed from (9) as given in (6). The off-diagonal terms can be computed from the algebraic constraints of (9) ($i \neq j$):

$$\begin{aligned} 0 &= (U_1^\top \dot{H} V_1)_{ij} - E_{ij} \sigma_j + \sigma_i F_{ij}, \\ 0 &= (U_1^\top \dot{H} V_1)_{ji} - E_{ji} \sigma_i + \sigma_j F_{ji}, \end{aligned} \quad (10)$$

and if $\sigma_i^2 \neq \sigma_j^2$, using the skewness of E and F , we get the expressions in (7). If $\sigma_i^2 = \sigma_j^2$, then a similar but longer argument shows that the differentiation of (9) will provide equations for determining E_{ij} and F_{ij} if $\dot{\sigma}_i \neq \dot{\sigma}_j$. This process may be repeated if equality holds and the solution is unique if $\sigma_i^{(r)} \neq \sigma_j^{(r)}$ for some r . The expressions for these cases are lengthy and the readers are referred to [18] for the extended derivation and discussion. If all derivatives are equal, e.g., when H is a constant matrix, this corresponds to the non-uniqueness of the solution to the singular value decomposition

²The explicit equations for each case are lengthy and interested readers are referred to [18].

³Note that this choice of $\dot{U} = [\dot{U}_1 \ \dot{U}_2]$ is equivalent to the minimization of total variation (or arc length) in [19].

[18], [19], in which case we can choose E_{ij} and F_{ij} such that the Frobenius norms of E and F , and hence of \dot{U}_1 and \dot{U}_2 , are minimized. This can be solved by minimizing $E_{ij}^2 + F_{ij}^2$ subject to equality constraint (10) with either $\sigma_i = \sigma_j$ or $\sigma_i = -\sigma_j$, for which the explicit solutions are given in (8). ■

A useful corollary to the above theorem is as follows:

Corollary 1. $T_2 H_1 = 0$, $T_2 \dot{H}_1 = 0$ and $T_2 \ddot{H}_1 = 0$, where $H_1 := H V_1 = U_1 \Sigma$.

Proof: Using \dot{U}_1 from (5) and the definition of T_2 in (3), we find $T_2 H_1 = T_2 U_1 \Sigma = 0$, $T_2 \dot{H}_1 = T_2 U_1 E \Sigma + T_2 U_1 \dot{\Sigma} = 0$, $T_2 \ddot{H}_1 = T_2 U_1 E^2 \Sigma + T_2 U_1 \dot{E} \Sigma + 2 T_2 U_1 \dot{E} \dot{\Sigma} + T_2 U_1 \ddot{\Sigma} = 0$. ■

Remark 1. To compute ASVD for the general case when some singular values become zero, we first note that the factors of $H = \tilde{U} \tilde{\Sigma} \tilde{V}^\top$ do not have a nice structure as in (2), i.e., there is no guarantee that for $\tilde{\Sigma} = \begin{bmatrix} \text{diag}(\tilde{\sigma}_1, \tilde{\sigma}_2, \dots, \tilde{\sigma}_p) \\ 0_{(l-p) \times p} \end{bmatrix}$, only the first p_H diagonal entries $\tilde{\sigma}_1, \tilde{\sigma}_2, \dots, \tilde{\sigma}_{p_H}$ are non-zeros and the rest $\tilde{\sigma}_{p_H+1}, \dots, \tilde{\sigma}_p$ are zeros. Furthermore, $\tilde{\sigma}_i = 0$, for any $i = 1, \dots, p$ does not imply that $\tilde{\sigma} = 0$, as the rank of H given by p_H may increase. Without going into the details as this is more of an implementation issue, we would like to note that slight modifications to Theorem 1 can be carried out to account for the case when any singular value becomes zero. This relies on careful accounting of the cases when $\tilde{\sigma}_i$ is zero or not, and partitions \tilde{U} and \tilde{V} into \tilde{U}_1 and \tilde{U}_2 , as well as \tilde{V}_1 and \tilde{V}_2 , respectively, where \tilde{U}_1 and \tilde{V}_1 are concatenations of all columns of \tilde{U} and \tilde{V} , for which $\tilde{\sigma}_i \neq 0$, for all $i = 1, \dots, p$, whereas \tilde{U}_2 and \tilde{V}_2 are concatenations of the rest of the columns of \tilde{U} and \tilde{V} . The other necessary modification is the replacement of (5) with $\tilde{\sigma}_i = (\tilde{U}^\top \tilde{H} \tilde{V})_{ii}$ for all $i = 1, \dots, p$.

IV. ALGORITHMS FOR MINIMUM-VARIANCE UNBIASED ESTIMATION OF STATE AND INPUT

Since we have shown in Proposition 1 that the unknown input is in general not directly observable from the output signal unless an ‘output derivative’ signal is available, we now analyze two sets of assumptions under which the input can be estimated that are inspired by deterministic observer designs (e.g., [5], [16]), and propose two corresponding optimal estimator designs:

- A. *Exact Linear Input & State Estimator (ELISE)*, in which we assume that an additional ‘output derivative’ measurement is available (inspired by the output differentiation approach in [16]);
- B. *Approximate Linear Input & State Estimator (ALISE)*, in which output derivative is not measured but the input signals are sufficiently smooth and have bounded derivatives (inspired by the derivative free approach in [5], which only achieves arbitrarily small error).

A. Exact Linear Input & State Estimator (ELISE)

For the first variant, we consider the following assumption:

Assumption (A1). We assume that

- (i) the noise terms, $w(t) \in \mathbb{R}^q$ and $v(t) \in \mathbb{R}^l$, are mutually uncorrelated, zero-mean, white random signals with known noise statistics: $\mathbb{E}[w(t)w(t')^\top] = Q(t)\delta(t-t')$, $\mathbb{E}[v(t)v(t')^\top] = R(t)\delta(t-t')$ and $\mathbb{E}[w(t)v(t')^\top] = 0$, where $\delta(\cdot)$ is the Dirac delta function, $Q(t) \succeq 0$ and $R(t) \succ 0$ for all t .
- (ii) an additional measurement is available, which contains information about the state derivative $\dot{x}(t)$ and thus, about an equivalent of the ‘output derivative’:

$$\bar{y}(t) = \bar{C}(t)\dot{x}(t) + \bar{\bar{C}}(t)x(t) + \bar{D}(t)\dot{u}(t) + \bar{\bar{D}}(t)u(t) + \bar{H}(t)d(t) + \bar{\bar{H}}(t)d(t) + \bar{v}(t) \quad (11)$$

with the following noise statistics: $\mathbb{E}[\bar{v}(t)] = 0$, $\mathbb{E}[w(t)\bar{v}(t')^\top] = 0$, $\mathbb{E}[v(t)\bar{v}(t')^\top] = \bar{R}(t)\delta(t-t')$ and $\mathbb{E}[\bar{v}(t)\bar{v}(t')^\top] = \bar{R}(t)\delta(t-t')$, and where $\bar{R}(t) \succ 0$ and $\bar{R}(t)$ are known. Note that $d(t)$ need not be differentiable because we only make use of $\bar{z}_2 := \bar{T}_2 \bar{y}$ in our filter design and $\bar{T}_2 \bar{H} = 0$ (\bar{T}_2 is as defined for (13) below).

Note that the additional measurement \bar{y} is different from the signal $\dot{y}(t)$, which is not well defined due to the derivative of noise. The assumption of an additional measurement is at times reasonable, for e.g., accelerations of mechanical systems are typically measured in addition to state (position and velocity), and sometimes slew rates (rate of change of voltage) in electronics and flow accelerations in fluid systems may also be measured.

However, such availability of an additional measurement can be rare. This is actually the main motivation for considering the second derivative-free variant in the next section. Alternatively, filtered derivatives of the output may be used in place of the additional measurement, as is demonstrated to be good enough in the simulation example in Section VI-A.

With Assumption (A1), we consider the following filter:

$$\hat{d}_1 = M_1(z_1 - C_1 \hat{x} - D_1 u), \quad (12)$$

$$\begin{aligned} \hat{d}_2 = M_2(\bar{z}_2 - (\bar{C}_2 A + \bar{T}_2 \bar{\bar{C}})\hat{x} - \bar{C}_2 B u - \bar{C}_2 G_1 \hat{d}_1 \\ - \bar{D}_2 \dot{u} - T_2 \bar{\bar{D}} u), \end{aligned} \quad (13)$$

$$\dot{\hat{d}} = V_1 \hat{d}_1 + V_2 \hat{d}_2, \quad (14)$$

$$\dot{\hat{x}} = A \hat{x} + B u + G_1 \hat{d}_1 + G_2 \hat{d}_2 + L(z_2 - C_2 \hat{x} - D_2 u), \quad (15)$$

where $\bar{T}_2 = \bar{U}_2^\top$ is obtained from the singular value decomposition of $\bar{H} = [\bar{U}_1 \ \bar{U}_2] \begin{bmatrix} \Sigma & 0 \\ 0 & 0 \end{bmatrix} \begin{bmatrix} \bar{V}_1^\top \\ \bar{V}_2^\top \end{bmatrix}$, while $\bar{C}_2 := \bar{T}_2 \bar{C}$, $\bar{D}_2 := \bar{T}_2 \bar{D}$ and $\bar{z}_2 := \bar{T}_2 \bar{y}$. We also assume that $\bar{T}_2 \bar{H} = 0$, as is the case when $\bar{H} = 0$ or when \bar{y} is the true ‘output derivative’ with $\bar{H} = H$ and $\bar{\bar{H}} = \dot{H}$ (by Theorem 1 and Corollary 1). The matrices $L \in \mathbb{R}^{n \times (l-p_H)}$, $M_1 \in \mathbb{R}^{p_H \times p_H}$ and $M_2 \in \mathbb{R}^{(p-p_H) \times (l-p_H)}$ are filter gains that are chosen to minimize the state and input error covariances.

A summary of the first variant of optimal continuous-time filter is given in Algorithm 1. The ELISE algorithm has some nice properties, which we will describe here and prove in the Appendix. First, assuming that the filter is uniformly asymptotically stable⁴, the initial state and unknown input

⁴See [23] for the definition of uniform asymptotic stability.

Algorithm 1 ELISE algorithm

```

1: Initialize:  $\hat{x}(t_0) = \hat{x}_0$ ;  $P^x(t_0) = P_0^x$ ;
2: while  $t < t_f$  do
  ▷ Unknown input estimation
3:    $M_1 = \Sigma^{-1}$ ;
4:    $\hat{Q} = WQW^\top + G_1M_1R_1M_1^\top G_1^\top$ ;
5:    $\hat{A} = A - G_1M_1C_1$ ;
6:    $\hat{R}_2 = (\bar{C}_2\hat{A} + \bar{T}_2\bar{C})P^x(\bar{C}_2\hat{A} + \bar{T}_2\bar{C})^\top + \bar{C}_2\hat{Q}\bar{C}_2^\top + \bar{R}_2$ 
      $- \hat{R}_{12}^\top M_1^\top G_1^\top \bar{C}_2^\top - \bar{C}_2 G_1 M_1 \hat{R}_{12}$ ;
7:    $M_2 = (G_2^\top \bar{C}_2^\top \hat{R}_2^{-1} \bar{C}_2 G_2)^{-1} G_2^\top \bar{C}_2^\top \hat{R}_2^{-1}$ ;
8:    $\hat{d}_1 = M_1(z_1 - C_1\hat{x} - D_1u)$ ;
9:    $\hat{d}_2 = M_2(\bar{z}_2 - (\bar{C}_2A + \bar{T}_2\bar{C})\hat{x} - \bar{C}_2Bu - \bar{C}_2G_1\hat{d}_1 - \bar{D}_2\bar{u}$ 
      $- \bar{T}_2\bar{D}u)$ ;
10:   $\hat{d} = V_1\hat{d}_1 + V_2\hat{d}_2$ ;
11:   $P_1^d = M_1(C_1P^xC_1^\top + R_1)M_1^\top$ ;
12:   $P_2^d = (G_2^\top \bar{C}_2^\top \hat{R}_2^{-1} \bar{C}_2 G_2)^{-1}$ ;
13:   $P_{12}^d = M_1C_1P^x(\hat{A}^\top \bar{C}_2^\top + \bar{C}^\top \bar{T}_2^\top)M_2^\top$ 
      $- M_1R_1M_1^\top G_1^\top \bar{C}_2^\top M_2^\top + M_1\hat{R}_{12}M_2^\top$ ;
14:   $P^d = V_1P_1^dV_1^\top + V_1P_{12}^dV_2^\top + V_2P_{12}^dV_1^\top + V_2P_2^dV_2^\top$ ;
  ▷ State estimation
15:   $\bar{A} = (I - G_2M_2\bar{C}_2)\hat{A} - G_2M_2\bar{T}_2\bar{C}$ ;
16:   $\bar{Q} = (I - G_2M_2\bar{C}_2)\hat{Q}(I - G_2M_2\bar{C}_2)^\top + G_2M_2\bar{R}_2M_2^\top G_2^\top$ ;
17:   $\bar{L} = (P^xC_2^\top - G_2M_2\bar{R}_2^\top)R_2^{-1}$ ;
18:   $\hat{\dot{x}} = A\hat{x} + Bu + G_1\hat{d}_1 + G_2\hat{d}_2 + \bar{L}(z_2 - C_2\hat{x} - D_2u)$ ;
19:   $\dot{P}^x = \bar{A}P^x + P^x\bar{A}^\top + \bar{Q} - \bar{L}R_2\bar{L}^\top$ ;
20: end while

```

estimate biases are shown to converge exponentially in the following lemmas. Note that the uniform asymptotic stability of the proposed filter will be verified in Theorem 3.

Lemma 1 (Convergence of state estimate bias of ELISE). *Let ELISE be uniformly asymptotically stable. Then, its state estimate bias, $\mathbb{E}[\tilde{x}] := \mathbb{E}[x - \hat{x}]$, decays exponentially, i.e.,*

$$\|\mathbb{E}[\tilde{x}]\| \leq \beta e^{-\gamma(t-t_0)}, \quad (16)$$

for all $t \geq t_0$, for some constant β and γ . If, in addition, $\bar{A} := \bar{A} - LC_2$ is bounded⁵, with an initial state estimate bias given by $\mathbb{E}[\tilde{x}(t_0)]$, then β and γ ⁶ are given by

$$\beta = \sqrt{\frac{\mathbb{E}[\tilde{x}(t_0)]^\top S(t_0) \mathbb{E}[\tilde{x}(t_0)]}{\lambda_{\min}(S)}}, \quad \gamma = \frac{1}{2\bar{\lambda}_{\max}(S)}, \quad (17)$$

where $\bar{\lambda}_{\max}(S)$ and $\lambda_{\min}(S)$ are the supremum and infimum over $t \geq t_0$ of the largest and smallest eigenvalue of $S(t) = \lim_{T \rightarrow \infty} \int_t^T \Phi_{\bar{A}(t)}(t, s) \Phi_{\bar{A}(t)}^\top(t, s) ds \succ 0$ with $\Phi_{\bar{A}(t)}(\cdot)$ denoting the transition matrix associated with state dynamics $\dot{x} = \bar{A}x$.

Lemma 2 (Convergence of unknown input estimate bias of ELISE). *Let ELISE be uniformly asymptotically stable. Then,*

⁵This holds in general, since the system matrices are bounded by assumption and the practical usefulness of a stable filter with unbounded P^x is rather limited.

⁶This convergence rate (with $\Gamma = I$) can be shown to be the largest when compared with all bounded Γ such that the pair (\hat{A}, Γ) is uniformly completely observable (see Definition 1) using an approach similar to [24, pp. 91-93]. Note also that in general, the checking of uniform complete controllability or observability is not straightforward. Some classes of systems for which uniform complete controllability can be shown are given in [25, Section 5], where $\Gamma = I$ is one such instance.

the input estimate bias of ELISE decays exponentially, i.e., there exist α_1 and γ such that

$$\|\mathbb{E}[d - \hat{d}]\| := \|\mathbb{E}[\tilde{d}]\| \leq \alpha_1 e^{-\gamma(t-t_0)}, \quad (18)$$

where γ is given by (17) (assuming \bar{A} is bounded as in Lemma 1) and α_1 is a positive constant

$$\alpha_1 = \beta \sup(\|V_1M_1C_1\| + \|V_2M_2(\bar{C}_2\hat{A} + \bar{T}_2\bar{C})\|). \quad (19)$$

In addition, the following theorem proves that state and input estimates of ELISE are unbiased and optimal.

Theorem 2 (Minimum-variance unbiased state and input estimation of ELISE). *Suppose (A1) holds. If $\text{rk}(\bar{C}_2G_2) = p - p_H$ and (\bar{A}, C_2) is detectable, where the matrix \bar{A} is as defined in Algorithm 1, then the filter gains, L , M_1 and M_2 , given in Algorithm 1, and the differential Riccati equation given by*

$$\dot{P}^x = \bar{A}P^x + P^x\bar{A}^\top + \bar{Q} - \bar{L}R_2\bar{L}^\top \quad (20)$$

provide the unbiased, best linear estimate (BLUE) of the unknown input and the minimum-variance unbiased estimate of system states. Moreover, if the optimal filter is uniformly asymptotically stable, the effect of initial state and input estimate bias decays exponentially, as given in (16) and (18).

However, the optimality of the filter does not guarantee that the filter is stable. Additional assumptions are needed for the uniform asymptotic stability of the filter, similar to the stability requirements of the Kalman-Bucy filter [1, Theorem 4].

Theorem 3 (Stability of ELISE). *Using Assumption (A1) and the proposed filter, we obtain a ‘virtual’ equivalent system*

$$\dot{x}_e = A_e x_e + u_e + w_e, \quad y_e = C_2 x_e + v_2, \quad (21)$$

with $A_e := \bar{A} - G_2M_2\bar{R}_2^\top R_2^{-1}$, $\bar{A} := (I - G_2M_2\bar{C}_2)\hat{A} - G_2M_2\bar{T}_2\bar{C}$, $u_e = -G_2M_2\bar{R}_2^\top R_2^{-1}y_e$, $w_e = G_2M_2\bar{R}_2^\top R_2^{-1}v_2 + \bar{w}$ and $\bar{w} := (I - G_2M_2\bar{C}_2)Ww - (I - G_2M_2\bar{C}_2)G_1M_1v_1 - G_2M_2\bar{v}_2$. If the equivalent system (21) is

- (A2) uniformly completely observable,
- (A3) uniformly completely controllable,
- (A4) $\|Q_e\|$ and $\|R_2\|$ are bounded below and above,
- (A5) $\|A_e\|$ is bounded above,

where the equivalent noise covariances are $\mathbb{E}[w_e(t)w_e^\top(t')] = Q_e(t)\delta(t-t')$, $\mathbb{E}[\bar{w}(t)\bar{w}^\top(t')] = \bar{Q}(t)\delta(t-t')$, $Q_e := \bar{Q} - G_2M_2\bar{R}_2^\top R_2^{-1}R_2M_2^\top G_2^\top$ and \bar{Q} (as defined in Algorithm 1), then the optimal filter given in Algorithm 1 is uniformly asymptotically stable. Moreover, every solution to the variance equation given by the differential Riccati equation, \dot{P}^x , in Algorithm 1 starting at $P_0^x \succ 0$ converges to a unique P^x as $t \rightarrow \infty$.

Finally, for the time-invariant case, the conditions under which the algebraic Riccati equation of the filter has a unique stationary solution is given by:

Theorem 4 (Convergence to steady-state of ELISE). *Let $\text{rk}(\bar{C}_2G_2) = p - p_H$. Then, in the time-invariant case with $P^x(t_0) \succeq 0$, the filter in Algorithm 1 (exponentially) converges to a unique stationary solution if and only if (i) (A_e, C_2) is detectable, and (ii) $(A_e, Q_e^{\frac{1}{2}})$ is stabilizable where matrices A_e and Q_e are as defined in Theorem 3.*

B. Approximate Linear Input & State Estimator (ALISE)

For this second variant, we do not assume the availability of an ‘output derivative’, but that such a signal exists. Hence, the ALISE variant uses a special case of the ELISE filter, and the existence of \bar{y} for this special case can be seen as a pseudo-derivative of the output measurement y .

Special Case 1 (Special Case of ELISE). *There exists an ‘output derivative’ signal \bar{y} in (11), such that $\bar{C} = C$, $\bar{\dot{C}} = \dot{C}$, $\bar{D} = D$, $\bar{\dot{D}} = \dot{D}$, $\bar{H} = H$ and $\bar{\dot{H}} = \dot{H}$; hence, we have $\bar{C}_2 = C_2$, $\bar{D}_2 = D_2$ and $\bar{T}_2 = T_2 = U_2^\top$.*

Moreover, the existence of the ‘output derivative’ signal also implies that the derivatives of the input signals u and d , as well as the noise signals w and v must exist, which necessitates non-standard noise models and rather strong assumptions on the disturbance signals:

Assumption (A1’). *We assume that*

- (i) *the noise signals, $w(t)$ and $v(t)$, are first- and second-order Gauss-Markov (GM) processes, respectively (see, e.g., [26, pp. 42-47] for their properties):*

$$\begin{aligned} \dot{w}(t) + A_w w(t) &= B_w w_G(t), \\ \ddot{v}(t) + A_v \dot{v}(t) + A_v v(t) &= B_v v_G(t), \end{aligned} \quad (22)$$

where $w_G(t)$ and $v_G(t)$ are mutually uncorrelated, zero-mean, white noise signals with time-invariant intensities $Q_G \succeq 0$ and $R_G \succ 0$, respectively. Furthermore, the correlation times of the process and measurement noise are assumed to be short compared to times of interest. The second equation in (22) is equivalently rewritten as

$$\begin{aligned} \frac{d}{dt} \underline{v}(t) &= \begin{bmatrix} 0 & I \\ -A_v & -A_v \end{bmatrix} \underline{v}(t) + \begin{bmatrix} 0 \\ B_v \end{bmatrix} v_G(t) \\ &:= \underline{A}_v \underline{v}(t) + \underline{B}_v v_G(t). \end{aligned} \quad (23)$$

A_w , A_v and A_v are positive semidefinite diagonal matrices, while $w(t_0)$ and $\underline{v}(t_0) := [v(t)^\top \dot{v}(t)^\top]^\top$ have known covariance matrices \mathcal{P}_0^w and \mathcal{P}_0^v . For simplicity, we shall assume for the noise models that $-A_w$ and \underline{A}_v are time-invariant and stable, i.e. their eigenvalues are strictly negative, and that B_w , B_v , Q_G and R_G are also time-invariant and bounded.

- (ii) *the inputs $u(t)$ and $d(t)$ are twice and once differentiable, respectively, and that $u(t)$, $\dot{u}(t)$, $\ddot{u}(t)$, $d(t)$ and $\dot{d}(t)$ are bounded, as well as that the norm of the system state vectors, matrices and matrix derivatives are bounded.*

In a nutshell, the noise models in Assumption (A1’), i.e., Gauss-Markov stochastic noise models, are stochastic processes that satisfy the requirements for both Gaussian processes and Markov processes, and can be viewed as continuous-time analogues of the discrete-time AR(1) and AR(2) processes. The first-order Gauss-Markov process is also known as the Ornstein-Uhlenbeck process, which has been considered in the models of financial mathematics and physical sciences. The noise models are specifically chosen such that the signal $\ddot{z}_2(t)$ is well defined for the purpose of analyzing the proposed filter, as is required by Taylor’s theorem in (41) of Appendix B2, and the assumption of short correlation times is

such that the noise terms are not colored⁷. The covariance matrices of the noise models can either be determined in experiments, or simply chosen as tuning parameters, which is commonplace in practice.

The assumption of bounded derivatives of d is also rather strong, but is unfortunately necessary for a meaningful analysis of the input and state filtering problem. However, this assumption may actually not be needed in practice, as evidenced by our example in Section VI with a non-smooth disturbance.

For this case, we now propose the following filter:

$$\begin{aligned} \hat{d}_1 &= M_1(z_1 - C_1 \hat{x} - D_1 u), \\ \hat{d}_2 &= M_2 \left(\frac{z_2(t) - z_2(t - \delta t)}{\delta t} - (C_2 A + T_2 \dot{C}) \hat{x} \right. \\ &\quad \left. - C_2 B u - C_2 G_1 \hat{d}_1 - D_2 \dot{u} - T_2 \dot{D} u \right), \\ \hat{d} &= V_1 \hat{d}_1 + V_2 \hat{d}_2, \\ \dot{\theta} &= (\bar{A} - L C_2)(G_2 M_2 z_2 - G_2 M_2 D_2 u + \theta) \\ &\quad + (\bar{B} - L D_2) u + \bar{G} M_1 z_1 + L z_2 - \dot{\Phi}_1 y - \dot{\Phi}_2 u, \\ \hat{x} &= G_2 M_2 z_2 - G_2 M_2 D_2 u + \theta, \end{aligned} \quad (24)$$

$$\hat{x} = G_2 M_2 z_2 - G_2 M_2 D_2 u + \theta, \quad (25)$$

where \bar{A} , \bar{B} , \bar{G} , $\dot{\Phi}_1$ and $\dot{\Phi}_2$ are as defined in Algorithm 2, the matrices corresponding to the Special Case 1 are used in (24) as well as in Algorithm 2 and the matrices $L \in \mathbb{R}^{n \times (l-p_H)}$, $M_1 \in \mathbb{R}^{p_H \times p_H}$ and $M_2 \in \mathbb{R}^{(p-p_H) \times (l-p_H)}$ are filter gains. Note that the output derivatives \dot{y} is essentially obtained by finite difference approximation, $\dot{y} \approx \frac{y(t) - y(t - \delta t)}{\delta t}$, where δt can be chosen arbitrarily.

The ALISE variant is summarized in Algorithm 2 and has some nice properties that are described here and proven in the Appendix. Similar to the ELISE variant, assuming that the filter is uniformly asymptotically stable⁸ (verified later in Theorem 6), the initial state and unknown input estimate biases converge exponentially.

Lemma 3 (Convergence of state estimate bias of ALISE). *Let ALISE be uniformly asymptotically stable and $\tilde{A} := \bar{A} - L C_2$ be bounded. Then, the state estimate bias, $\mathbb{E}[\tilde{x}] := \mathbb{E}[x - \hat{x}]$, decays exponentially, as in (16) and (17).*

Lemma 4 (Convergence of unknown input estimate bias of ALISE). *Let ALISE be uniformly asymptotically stable. Then, the unknown input estimate convergence properties for ALISE (with matrices as given in Special Case 1) are given by*

$$\|\mathbb{E}[d - \hat{d}]\| := \|\mathbb{E}[\tilde{d}]\| \leq \alpha_1 e^{-\gamma(t-t_0)} + \alpha_2 \delta t, \quad (26)$$

$$|\text{tr}(P^d - P^{\bar{d}})| \leq \alpha_3 (\delta t)^2, \quad (27)$$

with α_1 given in (19), as well as α_2 and α_3 given by

$$\alpha_2 = \frac{1}{2} \sup \|V_2 M_2 \mathbb{E}[\ddot{z}_2]\|, \quad \alpha_3 = \sup |\zeta|, \quad (28)$$

⁷Note that we do not attempt to solve the estimation problem with colored noise, which is a subject of future research, as this would require the development of state and unknown input filters for systems with correlated noise terms and moreover, output derivatives would need to be computed, as is pointed out in [27].

⁸See [23] for the definition of uniform asymptotic stability.

Algorithm 2 ALISE algorithm

```

1: Initialize:  $P^x(t_0) = \mathcal{P}_0^x$ ;  $P^w(t_0) = \mathcal{P}_0^w$ ;  $P^v(t_0) = \mathcal{P}_0^v$ ;  $\theta(t_0) = \hat{x}_0 - G_2 M_2 z_2(t_0) + G_2 M_2 D_2 u(t_0)$ ; etc.;
2: while  $t < t_f$  do
  ▷ State estimation
3:  $\hat{x} = G_2 M_2 z_2 - G_2 M_2 D_2 u + \theta$ ;
  ▷ Unknown input estimation
4:  $\dot{P}^w = -A_w P^w - P^w A_w^\top + B_w Q_G B_w^\top$ ;
5:  $\dot{P}^v = \bar{A}_v P^v + P^v \bar{A}_v^\top + \bar{B}_v R_G \bar{B}_v^\top$ ;
6:  $R_1 = [T_1 \ 0] P^v [T_1 \ 0]^\top$ ;
7:  $R_2 = [T_2 \ 0] P^v [T_2 \ 0]^\top$ ;
8:  $\bar{R}_2 = [0 \ T_2] P^v [0 \ T_2]^\top$ ;
9:  $\hat{R}_2 = [T_2 \ 0] P^v [0 \ T_2]^\top$ ;
10:  $\hat{R}_{12} = [T_1 \ 0] P^v [0 \ T_2]^\top$ ;
11:  $\hat{A} = A - G_1 M_1 C_1$ ;
12:  $\hat{Q} = W P^w W^\top + G_1 M_1 R_1 M_1^\top G_1^\top$ ;
13:  $M_1 = \Sigma^{-1}$ ;
14:  $\hat{R}_2 = (C_2 \hat{A} + T_2 \dot{C}) P^x (C_2 \hat{A} + T_2 \dot{C})^\top + C_2 \hat{Q} C_2^\top + \bar{R}_2$ 
     $- \hat{R}_{12}^\top M_1^\top G_1^\top C_2^\top - C_2 G_1 M_1 \hat{R}_{12}$ ;
15:  $M_2 = (G_2^\top C_2^\top \hat{R}_2^{-1} C_2 G_2)^{-1} G_2^\top C_2^\top \hat{R}_2^{-1}$ ;
16:  $\hat{d}_1 = M_1 (z_1 - C_1 \hat{x} - D_1 u)$ ;
17:  $\hat{d}_2 = M_2 \left( \frac{z_2(t) - z_2(t - \delta t)}{\delta t} - (C_2 A + T_2 \dot{C}) \hat{x} - C_2 B u - C_2 G_1 \hat{d}_1 \right.$ 
     $\left. - D_2 \dot{u} - T_2 \dot{D} u \right)$ ;
18:  $\hat{d} = V_1 \hat{d}_1 + V_2 \hat{d}_2$ ;
19:  $P_1^d = M_1 (C_1 P^x C_1^\top + R_1) M_1^\top$ ;
20:  $P_2^d \approx (G_2^\top C_2^\top \hat{R}_2^{-1} C_2 G_2)^{-1}$ ;
21:  $P_{12}^d \approx M_1 C_1 P^x (\hat{A}^\top C_2^\top + \dot{C}^\top T_2^\top) M_2^\top$ 
     $- M_1 R_1 M_1^\top G_1^\top C_2^\top M_2^\top + M_1 \hat{R}_{12} M_2^\top$ ;
22:  $P^d \approx V_1 P_1^d V_1^\top + V_1 P_2^d V_2^\top + V_2 P_{12}^d V_1^\top + V_2 P_2^d V_2^\top$ ;
  ▷ State estimation
23:  $\bar{A} = (I - G_2 M_2 C_2) \hat{A} - G_2 M_2 T_2 \dot{C}$ ;
24:  $\bar{B} = (I - G_2 M_2 C_2) (B - G_1 M_1 D_1) - G_2 M_2 T_2 \dot{D}$ ;
25:  $\bar{G} = (I - G_2 M_2 C_2) G_1$ ;  $\bar{Q} = (I - G_2 M_2 C_2) \hat{Q} (I - G_2 M_2 C_2)^\top$ ;
26:  $L = (P^x C_2^\top - G_2 M_2 \hat{R}_2^\top) R_2^{-1}$ ;
27:  $\dot{P}^x = \bar{A} P^x + P^x \bar{A}^\top + \bar{Q} - L R_2 L^\top$ ;
28:  $E, F$  and  $\dot{\Sigma}$  according to Section III-B, e.g., (7);
29:  $T_1 = U_1^\top R U_2 (U_2^\top R U_2)^{-1} (U_2^\top \dot{R} U_2) (U_2^\top R U_2)^{-1} + E^\top U_1^\top$ 
     $- U_1^\top \dot{R} U_2 (U_2^\top R U_2)^{-1} - E^\top U_1^\top R U_2 (U_2^\top R U_2)^{-1}$ ;
30:  $\dot{M}_1 = -\Sigma^{-1} \dot{\Sigma} \Sigma^{-1}$ ;
31:  $\hat{R}_{12} = [\hat{T}_1 \ 0] P^v [0 \ T_2]^\top + [\hat{T}_1 \ 0] \dot{P}^v [0 \ T_2]^\top$ ;
32:  $\hat{R}_1 = [\hat{T}_1 \ 0] P^v [\hat{T}_1 \ 0]^\top + [\hat{T}_1 \ 0] \dot{P}^v [\hat{T}_1 \ 0]^\top + [\hat{T}_1 \ 0] P^v [\hat{T}_1 \ 0]^\top$ ;
33:  $\hat{A} = A - (\dot{G} V_1 + G V_1 F) M_1 C_1 - G_1 M_1 C_1 - G_1 M_1 (T_1 \dot{C} + \hat{T}_1 C)$ ;
34:  $\hat{Q} = (\dot{G} V_1 + G V_1 F) M_1 R_1 M_1^\top G_1^\top + G_1 \dot{M}_1 R_1 M_1^\top G_1^\top$ 
     $+ W P^w W^\top + \dot{W} P^w W^\top + W P^w \dot{W} + G_1 M_1 R_1 M_1^\top G_1^\top$ 
     $+ G_1 M_1 R_1 M_1^\top \dot{G}_1^\top + G_1 M_1 \dot{R}_1 M_1^\top G_1^\top$ ;
35:  $\dot{\hat{R}}_2 = (T_2 \dot{C} \hat{A} + C_2 \hat{A} + T_2 \dot{C}) P^x (C_2 \hat{A} + T_2 \dot{C})^\top + (C_2 \hat{A}$ 
     $+ T_2 \dot{C}) \dot{P}^x (C_2 \hat{A} + T_2 \dot{C})^\top + (C_2 \hat{A} + T_2 \dot{C}) P^x (T_2 \dot{C} \hat{A}$ 
     $+ C_2 \hat{A} + T_2 \dot{C})^\top + C_2 \dot{Q} C_2^\top + T_2 \dot{C} \dot{Q} C_2^\top + C_2 \dot{Q} C_2^\top T_2^\top$ 
     $+ [0 \ T_2] \dot{P}^v [0 \ T_2]^\top - \hat{R}_{12}^\top M_1^\top G_1^\top C_2^\top - \hat{R}_{12}^\top M_1^\top G_1^\top C_2^\top$ 
     $- \hat{R}_{12}^\top M_1^\top (V_1^\top \dot{G}^\top + F^\top V_1^\top G^\top) C_2^\top$ 
     $- \hat{R}_{12}^\top M_1^\top G_1^\top \dot{C}^\top T_2^\top - C_2 G_1 M_1 \hat{R}_{12} - C_2 G_1 \dot{M}_1 \hat{R}_{12}$ 
     $- C_2 (\dot{G} V_1 + G V_1 F) M_1 \hat{R}_{12} - T_2 \dot{C} G_1 M_1 \hat{R}_{12}$ ;
36:  $\dot{M}_2 = P_2^d (-G_2^\top C_2^\top \hat{R}_2^{-1} \dot{\hat{R}}_2 \hat{R}_2^{-1} + V_2^\top \dot{G}^\top C_2^\top \hat{R}_2^{-1}$ 
     $+ G_2^\top \dot{C}^\top U_2 \hat{R}_2^{-1}) - P_2^d (-G_2^\top C_2^\top \hat{R}_2^{-1} \dot{\hat{R}}_2 \hat{R}_2^{-1} C_2 G_2$ 
     $+ V_2^\top \dot{G}^\top C_2^\top \hat{R}_2^{-1} C_2 G_2 + G_2^\top \dot{C}^\top U_2 \hat{R}_2^{-1} C_2 G_2$ 
     $+ G_2^\top C_2^\top \hat{R}_2^{-1} U_2^\top \dot{C} G_2 + G_2^\top C_2^\top \hat{R}_2^{-1} C_2 \dot{G} V_2) M_2$ ;
37:  $\dot{\Phi}_1 = \dot{G} V_2 M_2 U_2^\top + G_2 M_2 U_2^\top$ ;
38:  $\dot{\Phi}_2 = -\dot{G} V_2 M_2 D_2^\top - G_2 M_2 D_2 - G_2 M_2 U_2^\top \dot{D}$ ;
39:  $\dot{\theta} = (\bar{A} - L C_2) (G_2 M_2 z_2 - G_2 M_2 D_2 u + \theta) + (\bar{B} - L D_2) u$ 
     $+ \bar{G} M_1 z_1 + L z_2 - \Phi_1 y - \Phi_2 u$ ;
40: end while

```

with $\mathbb{E}[\ddot{z}_2]$ and ζ given by

$$\begin{aligned} \mathbb{E}[\ddot{z}_2] = & T_2 [(2\dot{C}A + C\dot{A} + CA^2 + \ddot{C})x + (\dot{C}B + CAB \\ & + C\dot{B} + \dot{C}B + \ddot{D})u + (CB + 2\dot{D})\dot{u} + D\ddot{u} + (2C\dot{G}_1 \\ & + CAG_1 + C\dot{G}_2)d_1 + CG_2\dot{d}_1 + (2\dot{C}G_2 + CAG_2 \\ & + C\dot{G}_2)d_2 + CG_2\dot{d}_2], \end{aligned} \quad (29)$$

$$\begin{aligned} \zeta = & \left[\frac{1}{4} \text{tr}(M_2 T_2 (C W B_w Q_G B_w^\top W^\top C^\top + [-A_v - A_v] \right. \\ & P^v [-A_v - A_v]^\top + B_v R_G B_v^\top + (\dot{C}W + C\dot{W} \\ & \left. - C W A_w) P^w (\dot{C}W + C\dot{W} - C W A_w)^\top) T_2^\top M_2^\top \right], \end{aligned} \quad (30)$$

assuming that x is bounded, whereas P^w and P^v are bounded as a result of Assumption (A1')⁹. P^d is the error covariance matrix of ALISE, \bar{P}^d is the error covariance matrix of the best linear unbiased input estimate assuming direct access to y , and δt can be chosen to be arbitrarily small.

The next theorem shows that state estimate of ALISE is unbiased and optimal, but the input estimate of ALISE is only approximately unbiased to any precision.

Theorem 5 (Minimum-variance unbiased state estimation of ALISE). *Suppose (A1') holds. If $\text{rk}(C_2 G_2) = p - p_H$ and (\bar{A}, C_2) is detectable, where the matrix \bar{A} is as defined in Algorithm 2, then the filter gains, L , M_1 and M_2 , given in Algorithm 2 along with the differential Riccati equation given in (20) provide the unbiased minimum-variance unbiased estimate of system states.*

Moreover, if the filter is uniformly asymptotically stable, ALISE satisfies the error bounds for state estimate bias in (16), and its bound on the unknown input estimate bias due to initial state estimate bias and approximation errors is given by (26) and (27).

Once again, the optimality of the ALISE filter does not guarantee that the filter is stable. Additional assumptions are needed for the uniform asymptotic stability of the filter.

Theorem 6 (Stability of ALISE). *Using Assumption (A1') and the proposed filter, we obtain a 'virtual' equivalent system (21) with matrices as given in Special Case 1. If the equivalent system satisfies Assumptions (A2), (A3), (A4) and (A5) in Theorem 3, then the optimal filter given in Algorithm 2 is uniformly asymptotically stable. Moreover, every solution to the differential Riccati equation, \dot{P}^x , in Algorithm 2 starting at $P_0^x \succ 0$ converges to a unique P^x as $t \rightarrow \infty$.*

Finally, for the time-invariant case, the conditions under which the algebraic Riccati equation of the filter has a unique stationary solution is given by:

Theorem 7 (Convergence to steady-state of ALISE). *Let $\text{rk}(\bar{C}_2 G_2) = p - p_H$. Then, in the time-invariant case with $P^x(t_0) \succeq 0$, the filter in Algorithm 2 (exponentially) converges to a unique stationary solution if and only if (i) (A_e, C_2) is detectable, and (ii) $(A_e, Q_e^{\frac{1}{2}})$ is stabilizable where matrices A_e and Q_e are as defined in Theorem 3.*

Proposition 2. *For the Special Case 1, a system property known as strong observability¹⁰ implies that the pair (A_e, C_2) is observable; and that C_2 and G_2 have full rank. A full-rank G_2 is a necessary condition for $\text{rank}(C_2 G_2) = p - p_H$, while C_2 with full rank is also necessary if $l = p$. Hence,*

⁹With the assumptions in Assumption (A1'), P^w and P^v are bounded and their bounds can be found in [22], [28].

¹⁰That is, the condition under which the initial condition x_0 and the unknown input signal history, $d(\tau)$ for all $0 \leq \tau \leq t$ can be uniquely determined from the measured output history $y(\tau)$ for all $0 \leq \tau \leq t$ (see, e.g., [29])

strong observability is closely related to the fact that a minimum-variance unbiased estimator exists and admits a steady-state solution. A similar condition also holds for the optimal discrete-time filter in [14].

V. SEPARATION PRINCIPLE & DISTURBANCE REJECTION

We now investigate the stability of the closed-loop system, when the controller is a state feedback controller with disturbance rejection terms, where the true state and unknown input are replaced by their estimated values (cf. previous section):

$$u = -K\hat{x} - J_1\hat{d}_1 - J_2\hat{d}_2, \quad (31)$$

where K is the state feedback gain, while J_1 and J_2 are the disturbance rejection gains.

The following theorem shows that there also exists a separation principle for linear stochastic systems with unknown inputs, i.e., the designs of the state and input feedback controller and estimator can be carried out independently.

Theorem 8. (Separation Principle) *The state feedback controller gain K in (31) can be designed independently of the state and input estimator gains L , M_1 and M_2 in ELISE and ALISE (cf. Algorithms 1 and 2).*

Proof: Substituting (31) into (4) and from (37), (36) and (45) (for ALISE, with the matrices for Special Case 1), we have

$$\begin{bmatrix} \dot{\hat{x}} \\ \dot{\hat{z}} \end{bmatrix} = \begin{bmatrix} A - BK B(K - J_1 M_1 C_1 - J_2 M_2 (\bar{C}_2 \hat{A} + \bar{T}_2 \bar{C})) \\ 0 \end{bmatrix} \begin{bmatrix} \hat{x} \\ \hat{z} \end{bmatrix} + \begin{bmatrix} G_1 - BJ_1 G_2 - BJ_2 \\ 0 \end{bmatrix} \begin{bmatrix} d_1 \\ d_2 \end{bmatrix} + \begin{bmatrix} (I - BJ_2 M_2 \bar{C}_2)W & 0 & BJ_2 M_2 \bar{C}_2 G_1 M_1 & 0 & -BJ_2 M_2 \\ 0 & I & -BJ_1 M_1 & -L & 0 \end{bmatrix} \mathbf{w},$$

where $\mathbf{w} := [w^\top \bar{w}^\top v_1^\top v_2^\top \bar{v}_2^\top]^\top$. Since the state matrix has a block diagonal structure, their eigenvalues are given by

$$\det(\lambda I - A + BK) \det(\lambda I - \bar{A} + LC_2) = 0.$$

It can thus be seen that the eigenvalues of the controller and estimator are independent of each other. ■

Hence, the state feedback gain, K , can be independently designed (e.g., with Linear Quadratic Regulator (LQR)) with no effect on the stability of the estimator (ELISE or ALISE). Moreover, J_1 and J_2 can be chosen such that the effect of disturbance input on the closed loop system is reduced. For instance, we can minimize the induced 2-norms of $G_1 - BJ_1$ and $G_2 - BJ_2$, which are semidefinite programs¹¹ ($i = 1, 2$):

$$\begin{aligned} & \text{minimize} \quad \gamma_i \\ & \text{subject to} \quad \begin{bmatrix} \gamma_i I & G_i - BJ_i \\ (G_i - BJ_i)^\top & \gamma_i I \end{bmatrix} \succeq 0. \end{aligned}$$

In addition, J_1 and J_2 must also be chosen so that u , \hat{d}_1 and \hat{d}_2 can be uniquely determined. First, \hat{d}_1 and \hat{d}_2 become implicit equations; thus, the choices of J_1 and J_2 must be such that $\tilde{J} :=$

$\begin{bmatrix} I - M_1 D_1 J_1 & -M_1 D_1 J_2 \\ M_2 (\bar{C}_2 G_1 - (\bar{C}_2 B + \bar{T}_2 \bar{D}) J_1) & I - M_2 (\bar{C}_2 B + \bar{T}_2 \bar{D}) J_2 \end{bmatrix}$ is invertible. The explicit expressions for \hat{d}_1 and \hat{d}_2 in ELISE (Algorithm 1) with $\tilde{J}^{-1} := \begin{bmatrix} \tilde{J}_{11}^\circ & \tilde{J}_{12}^\circ \\ \tilde{J}_{21}^\circ & \tilde{J}_{22}^\circ \end{bmatrix}$ are

$$\begin{aligned} \hat{d}_1 &= \tilde{J}_{11}^\circ M_1 z_1 + \tilde{J}_{12}^\circ M_2 \bar{z}_2 - [\tilde{J}_{11}^\circ (C_1 - D_1 K) + \tilde{J}_{12}^\circ (\bar{C}_2 A + \bar{T}_2 \bar{C} - (\bar{C}_2 B + \bar{T}_2 \bar{D}) K)] \hat{x} - \tilde{J}_{12}^\circ M_2 \bar{D}_2 \dot{u}, \\ \hat{d}_2 &= \tilde{J}_{21}^\circ M_1 z_1 + \tilde{J}_{22}^\circ M_2 \bar{z}_2 - [\tilde{J}_{21}^\circ (C_1 - D_1 K) + \tilde{J}_{22}^\circ (\bar{C}_2 A + \bar{T}_2 \bar{C} - (\bar{C}_2 B + \bar{T}_2 \bar{D}) K)] \hat{x} - \tilde{J}_{22}^\circ M_2 \bar{D}_2 \dot{u}. \end{aligned} \quad (32)$$

Substituting (32) back into (31), we obtain

$$\begin{aligned} u &= [(J_1 \tilde{J}_{11}^\circ + J_2 \tilde{J}_{21}^\circ)(C_1 - D_1 K) + (J_1 \tilde{J}_{12}^\circ + J_2 \tilde{J}_{22}^\circ) \\ & \quad (\bar{C}_2 A + \bar{T}_2 \bar{C} - (\bar{C}_2 B + \bar{T}_2 \bar{D}) K) - K] \hat{x} \\ & \quad - (J_1 \tilde{J}_{11}^\circ + J_2 \tilde{J}_{21}^\circ) M_1 z_1 - (J_1 \tilde{J}_{12}^\circ + J_2 \tilde{J}_{22}^\circ) M_2 \bar{z}_2 \\ & \quad + (J_1 \tilde{J}_{12}^\circ + J_2 \tilde{J}_{22}^\circ) M_2 \bar{D}_2 \dot{u}, \end{aligned} \quad (33)$$

which is an ordinary differential equation for u if $(J_1 \tilde{J}_{12}^\circ + J_2 \tilde{J}_{22}^\circ) M_2 \bar{D}_2$ is invertible. Notice that if $\bar{D}_2 = 0$, then u , \hat{d}_1 and \hat{d}_2 can be directly obtained. Otherwise, we need $[J_1 \ J_2]$ to have full column rank (hence at least as many control inputs as disturbance inputs, i.e., $m \geq p$) such that \hat{d}_1 and \hat{d}_2 can be uniquely determined by $\begin{bmatrix} \hat{d}_1 \\ \hat{d}_2 \end{bmatrix} = [J_2 \ J_2]^\dagger (-u - K\hat{x})$. To

extend the above explicit equations for \hat{d}_1 , \hat{d}_2 and u in (32) and (33) to the ALISE algorithm, we use the matrices of the Special Case 1 and substitute \bar{z}_2 with $\frac{z_2(t) - z_2(t - \delta t)}{\delta t}$, as well as \hat{x} with the estimator state θ given in (25).

Finally, note that if the system in (1) fulfills a *matching condition*¹², i.e., $\exists J$ such that $u = Jd$ and $BJd = Gd$, the above minimization procedure will exactly cancel out the disturbance input.

VI. ILLUSTRATIVE EXAMPLES

To illustrate the effectiveness of the proposed filters, we consider two examples. The first is a nonlinear vehicle reentry problem that demonstrates that our formulation is suitable for linearization-based nonlinear filtering, and the latter example of helicopter hover control allows us to discuss the performance of our filters in the absence of linearization effects.

A. Nonlinear Vehicle Reentry Problem

We first consider an example with a vehicle that enters the atmosphere at high altitude and a very high speed, with nonlinear vehicle dynamics (based on [20], cf. Fig. 1):

$$\begin{aligned} \dot{x}_1(t) &= x_3(t), \\ \dot{x}_2(t) &= x_4(t), \\ \dot{x}_3(t) &= \mathcal{D}(t)x_3(t) + \mathcal{G}(t)x_1(t) + u_1(t) + w_1(t), \\ \dot{x}_4(t) &= \mathcal{D}(t)x_4(t) + \mathcal{G}(t)x_2(t) + u_2(t) + d_1^w(t) + w_2(t), \\ \dot{x}_5(t) &= 0, \end{aligned} \quad (34)$$

where $x_1(t)$ and $x_3(t)$ are the vertical position and velocity of the body, $x_2(t)$ and $x_4(t)$ are the horizontal position and velocity and $x_5(t)$ is an unknown aerodynamic parameter of the vehicle. $d_1^w(t)$ denotes horizontal disturbance crosswinds

¹¹Semidefinite programs are convex optimization problems for which software packages, e.g. CVX [30], [31], are available.

¹²The matching condition assumption is common for disturbance rejection in the sliding mode and adaptive control literature.

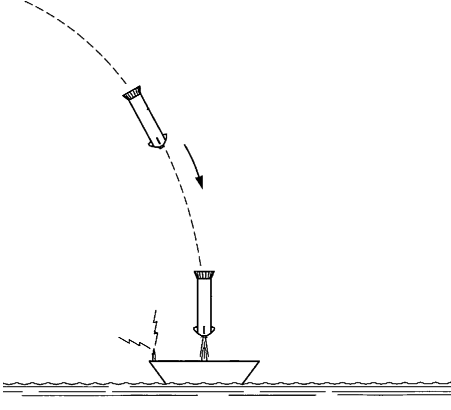


Fig. 1. Vehicle reentry onto a sea landing platform.

that we assume is unknown, whereas $w(t) := [w_1(t), w_2(t)]^\top$ is the process noise. The drag-related force term, $\mathcal{D}(t)$, and the gravity-related force term, $\mathcal{G}(t)$, are given by

$$\begin{aligned} \mathcal{D}(t) &= -\beta_0 e^{x_5(t)} e^{\frac{R_0 - \sqrt{x_1(t)^2 + x_2(t)^2}}{H_0}} \sqrt{x_3(t)^2 + x_4(t)^2}, \\ \mathcal{G}(t) &= -\frac{Gm_0}{(\sqrt{x_1(t)^2 + x_2(t)^2})^3}, \end{aligned}$$

with $\beta_0 = -0.59783$, $H_0 = 13.406$, $Gm_0 = 3.986 \times 10^5$ and $R_0 = 6374$. The motion of the vehicle is measured by a radar that is located at (x_r, y_r) . It is able to measure range, bearing and range rate

$$\begin{aligned} y_1(t) &= \sqrt{(x_1(t) - x_r)^2 + (x_2(t) - y_r)^2} + d_2^e(t) + v_1(t) \\ &:= \hat{h}_1(t) + d_2^e(t) + v_1(t), \\ y_2(t) &= \arctan\left(\frac{x_2(t) - y_r}{x_1(t) - x_r}\right) + v_2(t), \\ y_3(t) &= \frac{(x_1(t) - x_r)x_3(t) + (x_2(t) - y_r)x_4(t)}{\sqrt{(x_1(t) - x_r)^2 + (x_2(t) - y_r)^2}} + v_3(t) \\ &:= \hat{h}_1(t) + v_3(t), \end{aligned}$$

where $d_2^e(t)$ denotes an unknown measurement error/fault, whereas $v(t) := [v_1(t), v_2(t), v_3(t)]^\top$ is the measurement noise. Since both the system dynamics and measurements are nonlinear, we consider their linearization about a given reference trajectory to obtain a time-varying linear system. In this example, the chosen reference trajectory consists of polynomials $x_1(t) = \sum_{i=0}^3 a_i t^i$ and $x_2(t) = \sum_{i=0}^3 b_i t^i$ and $x_5(t) = c_0$, where the coefficients are chosen to bring the vehicle from the initial reference state $x_r(0) = [6500.4, -1.8093, 349.14, -6.7967, 0.7]^\top$ to the final state $x_r(t_f) = [6400, -0.5, 150, -0.5, 0.7]^\top$ in $t_f = 200s$.

For the two variants of the optimal state and input estimator proposed in this paper, we assume:

(A1) *ELISE*: The process noise w and the measurement noise v are assumed to be mutually uncorrelated, zero-mean, white random signals with known covariance matrices, with noise statistics $Q = \text{diag}(5 \times 10^{-4}, 10^{-4})$ and $R = \text{diag}(10^{-5}, 10^{-4}, 10^{-5})$. An additional measurement of range acceleration $\bar{y}(t) = \hat{h}_1(t) + \bar{v}(t)$, is available¹³ with $\bar{R} = 0.75$ and $\bar{R} = [0.0866, 0, 0.0274]^\top$.

¹³Although range acceleration measurement may be accessible with the use of an accelerometer, we used the *filtered* derivative of y_3 , i.e., $\bar{y}(s) = \frac{s}{0.05s+1} y_3(s)$ (s is the Laplace variable), as the additional measurement to illustrate the possibility of using such an approach with ELISE.

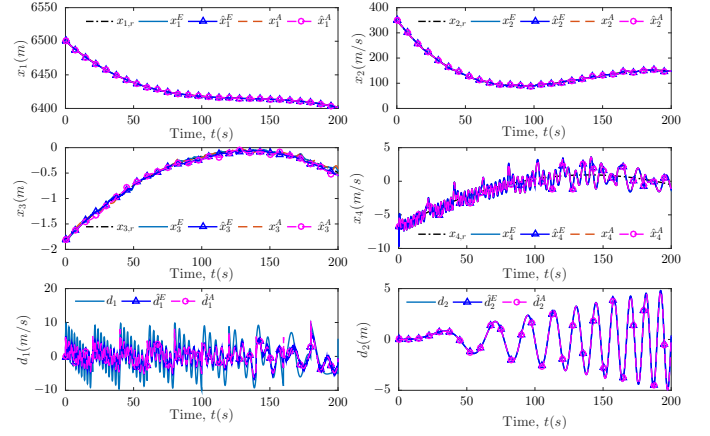


Fig. 2. Actual states x_1, \dots, x_4 and its estimates $\hat{x}_1, \dots, \hat{x}_4$; unknown inputs d_1^w, d_2^e , and its estimates \hat{d}_1, \hat{d}_2 ; Superscripts *E* and *A* denote ELISE and ALISE, respectively (averaged over 100 simulations).

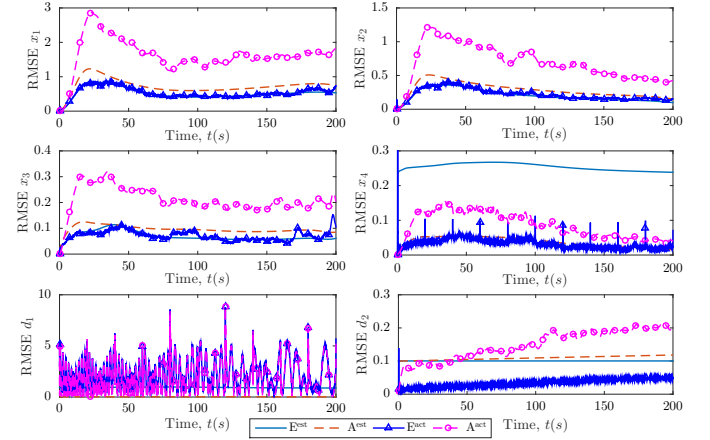


Fig. 3. Root mean squared errors (RMSE) of state x_1 through x_4 and unknown input estimates d_1^w and d_2^e computed from 100 simulations; E and A denote ELISE and ALISE, respectively; Superscripts *est* and *meas* denote estimated (i.e., from P^x) and measured/actual RMSE values.

(A1') *ALISE*: The noise signals are Gauss-Markov processes: $\dot{w} + 0.2I_3 w = w_G$, $\ddot{v} + I_3 \dot{v} + 0.25I_3 v = v_G$, where w_G and v_G are mutually uncorrelated, zero-mean, white noise signals with intensities $Q_G = \text{diag}(5 \times 10^{-4}, 10^{-4}, 2 \times 10^{-4})$ and $R_G = \text{diag}(5 \times 10^{-3}, 10^{-4}, 10^{-5})$, respectively.

Since we have a separation principle for the controller and estimator (Theorem 8), we can design them independently. The controller for this example is chosen as

$$\begin{aligned} u_1 &= u_{1,r} - \hat{\mathcal{D}}\hat{x}_3 - \hat{\mathcal{G}}\hat{x}_1 - k_D(\hat{x}_3 - x_{3,r}) - k_P(\hat{x}_1 - x_{1,r}), \\ u_2 &= u_{2,r} - \hat{\mathcal{D}}\hat{x}_4 - \hat{\mathcal{G}}\hat{x}_2 - k_D(\hat{x}_4 - x_{4,r}) - k_P(\hat{x}_2 - x_{2,r}), \end{aligned}$$

where $u_{1,r}$ and $u_{2,r}$ are the reference inputs corresponding to the reference trajectory, $\hat{\mathcal{D}}$ and $\hat{\mathcal{G}}$ are estimates of \mathcal{D} and \mathcal{G} , while $k_D = 1.8$ and $k_P = 1$ are controller gains (chosen via pole placement at $-0.9000 \pm 0.4359i$). Note that the system (35) in this example becomes unstable when only the reference input is applied; thus, the stabilizing controller above is necessary.

For disturbance rejection, we chose $J_1 = [0, 1]^\top$ and

$J_2 = [0, 0]^\top$, since we observe that the *matching condition* (cf. Section V) holds. For the ALISE variant, ∂t is chosen as 0.05s. We implemented the above state feedback control law and both filter variants described above in MATLAB/Simulink on a 2.2 GHz Intel Core i7 CPU, with initial states $x(0) = [6500.4, 349.14, -1.8093, -6.7967, 0.6932]^\top$ and non-periodic and non-smooth unknown inputs depicted in Fig. 2 (e.g., d_1^w is composed of sawtooth and chirp signals).

Fig. 2 shows the actual and estimated system states x_1 through x_4 , as well as unknown inputs d_1^w and d_2^e , averaged over 100 Monte Carlo simulations. We observe that both proposed filters, ELISE and ALISE, estimate these system states and unknown inputs reasonably well. On the other hand, we see from Fig. 5 that the estimated root mean squared errors (RMSE) are, with the exceptions of x_4 and d_2^e , higher than the actual/measured RMSE values. The RMSE of ALISE also appears higher than that of ELISE. These discrepancies may be due to approximations associated with the use of linearized dynamics. Note that the state x_5 (not depicted due to space constraints), which we recall to be the unknown aerodynamic parameter, is not as well estimated with our filters. However, this is not a problem, as the main objective of the vehicle reentry problem is the tracking of the reference trajectory, which is demonstrated to be successful with our filters.

Moreover, it is noteworthy that ALISE performs reasonably well, despite the fact that α_2 in (28) is unbounded because of the unboundedness of \dot{d}_1^w (due to its sawtooth component). This suggests that the supremum in α_2 may be taken over the set with nonzero measure only.

B. Hover Control of a Helicopter

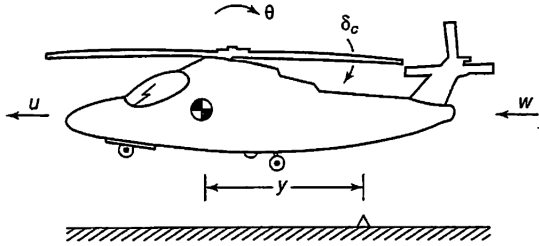


Fig. 4. A helicopter near hover [32].

Next, we consider an example with a helicopter depicted in Fig. 4 with the following longitudinal dynamics [32]:

$$\begin{aligned} \dot{\theta} &= q, \quad \dot{q} = -0.415q - 0.011u + 6.27\delta_c - 0.011w_h, \\ \dot{y} &= u, \quad \dot{u} = 9.8\theta - 1.43q - 0.0198u + 9.8\delta_c - 0.0198w_h, \end{aligned} \quad (35)$$

where the system states, $\mathbf{x} := [\theta \ q \ u \ y]^\top$, are the fuselage pitch angle θ , the pitch rate \dot{q} , the horizontal velocity of the center of gravity u and the horizontal distance from the desired hover point y ; while the only control input is the tilt angle of the rotor thrust vector δ_c . The variable $w_h = w_d + w$ represents a horizontal wind disturbance, which consists of a deterministic time-varying component w_d and a stochastic component w .

We have noisy measurements of y , u and q only, with a time-varying output matrix given by $C = \begin{bmatrix} 0 & 0 & 0 & 1 \\ 0 & 0 & 0.8 + 0.2 \sin t & 0 \\ 0 & 1 & 0 & 0 \end{bmatrix}$. Moreover, the measurement of u is plagued by an additive time-varying bias, e_m . Thus, the measurement vector is given by $z = [y \ (0.8 + 0.2 \sin t)u + e_m \ q]^\top$. In this example, w_d and e_m are sawtooth and sinusoidal signals, respectively.

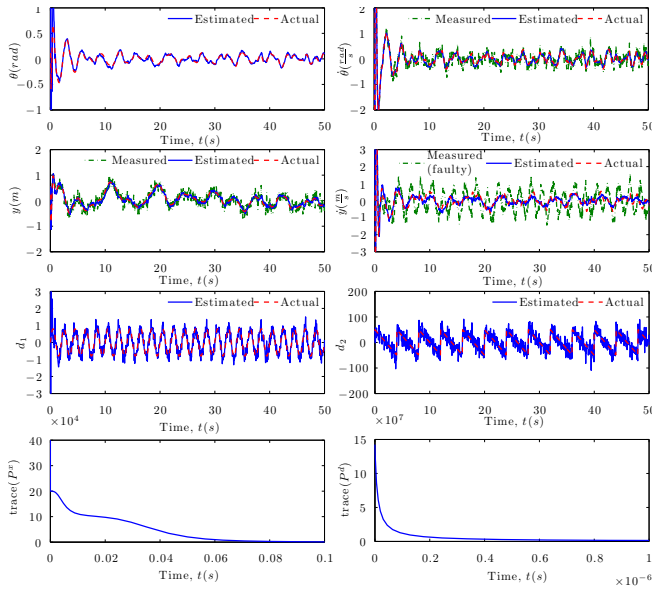
For the two variants of the optimal state and input estimator proposed in this paper, we assume:

(A1) *ELISE*: The process noise w and the measurement noise v are assumed to be mutually uncorrelated, zero-mean, white random signals with known covariance matrices, with noise statistics $Q = 5 \times 10^{-4}$ and $R = \text{diag}(1 \times 10^{-3}, 1.6 \times 10^{-3}, 0.9 \times 10^{-3})$. An additional measurement of linear acceleration (e.g., from an accelerometer), $\bar{y} = \dot{u}$, is available with $\bar{R} = 2 \times 10^{-3}$.

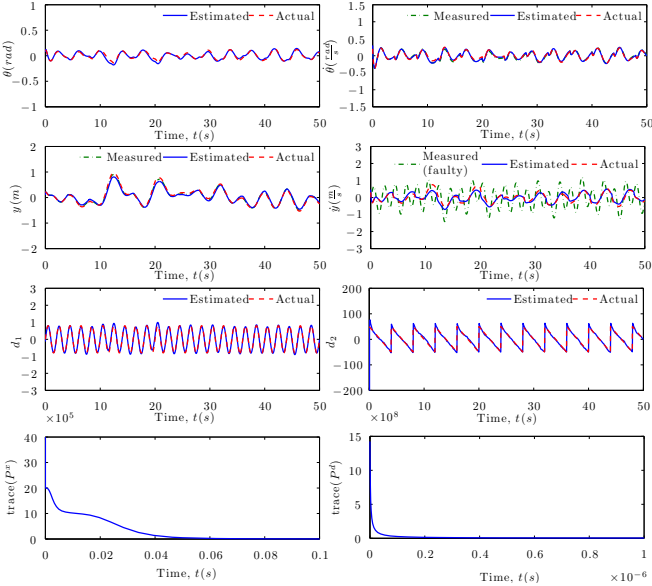
(A1') *ALISE*: The process noise, w is a first-order Gauss-Markov process, and the measurement noise, v , is a second-order Gauss-Markov process: $\dot{w} + 0.2w = 6w_G$, $\ddot{v} + \dot{v} + 0.25v = v_G$, where w_G and v_G are mutually uncorrelated, zero-mean, white noise signals with intensities $Q_G = 5 \times 10^{-4}$ and $R_G = \text{diag}(1 \times 10^{-3}, 1.6 \times 10^{-3}, 0.9 \times 10^{-3})$, respectively.

Note that the system (35) in this example is open-loop unstable; thus, a stabilizing controller is necessary. Since we have a separation principle for the controller and estimator (Section V), we can design them independently. The controller we chose is the LQR, and the estimator is the filter proposed in this paper. For the LQR, we have chosen the following cost matrices: $Q_{LQR} = C_{LQR}^\top C_{LQR}$ and $R_{LQR} = 5$, where $C_{LQR} := [0 \ 0 \ 0 \ 1]$. For minimizing the effect of disturbance input on the closed loop system, we solve the semidefinite programs described in Section V using an off-the-shelf software package CVX [30], [31] to obtain $J_1 = 0$, $J_2 = -1.943 \times 10^{-3}$. With the ALISE variant, J_2 is chosen to be zero, such that the error induced by finite difference approximations is not amplified in (32), whereas ∂t is chosen as 0.05 s.

We implemented the LQR state feedback control law and both filter variants described above in MATLAB/Simulink on a 2.2 GHz Intel Core i7 CPU. Fig. 5 shows the actual and estimated system states, as well as unknown inputs. Note that the projections of the unknown input vector, i.e. d_1 and d_2 , obtained with the transformation (3), correspond to real unknown signals, in that $d_1 = e_m$ and $d_2 = w_d$. Thus, we observe from the figures that the proposed filter successfully estimates the system states and also the unknown inputs, w_d and e_m , and the traces of the continuous estimate error covariance matrices of both states and unknown inputs converge in less than 0.1 s. However, the convergence rate of the trace of estimate error covariance matrices of ELISE is slower than that of ALISE, while the actual states of the system appear less noisy in ALISE. The reason behind these is the difference in assumed noise models in both variants. For ALISE, the process noise is a ‘filtered’ white noise, whereas for ELISE, the process noise is ‘unfiltered’ and there are two sources of measurement noises, through the output and output derivatives. As before, ALISE performs reasonably well, despite the fact that α_2 in (28) is unbounded given an unbounded \dot{d}_2 signal on a set



(a) With the ELISE variant



(b) With the ALISE variant

Fig. 5. Actual states θ , q , y , u and its estimates; unknown inputs d_1 , d_2 , and its estimates; as well as the trace of continuous estimate error covariance of states and unknown inputs.

of measure zero. This suggests that the supremum in α_2 can only be taken over the set with nonzero measure. Besides, we observe from the simulations that the finite difference approximation in the ALISE algorithm functions as a low-pass filter of sorts for the input estimate. If ∂t is small, the input estimate appears noisy, whereas a large value of ∂t ‘smooths’ out the high frequencies in the unknown input estimate.

VII. CONCLUSION

This paper presented an optimal filter for linear time-varying continuous-time stochastic systems that simultaneously estimates the states and unknown inputs in an unbiased minimum-variance sense. We showed that the unknown inputs cannot

be estimated without additional assumptions and discussed two variants of the filter: one with an ‘output derivative’ measurement and another without such a measurement. The properties of our filter are derived by constructing a ‘virtual’ equivalent system without unknown inputs, which has analogous properties to the Kalman-Bucy filter. Moreover, using limiting case approximations, we find that the optimal discrete-time filter implicitly uses finite difference to obtain an ‘output derivative’. We also presented conditions under which the proposed filter is uniformly asymptotically stable, and has a steady-state solution, as well as provided the convergence rate of the filter estimates. In addition, we showed that a principle of separation of estimation and control also holds for linear systems with unknown inputs and that disturbance rejection is possible. Simulation examples of a nonlinear vehicle reentry problem and a helicopter hover control problem demonstrate the claims in this paper.

ACKNOWLEDGMENTS

This work was supported in part by the National Science Foundation, grant #1239182. M. Zhu was partially supported by ARO W911NF-13-1-0421 (MURI), NSA H98230-15-1-0289 and NSF CNS-1505664.

REFERENCES

- [1] R.E. Kalman and R.S. Bucy. New results in linear filtering and prediction theory. *Journal of Basic Engineering*, 83(3):95–108, 1961.
- [2] P.K. Kitanidis. Unbiased minimum-variance linear state estimation. *Automatica*, 23(6):775–778, November 1987.
- [3] G. De Nicolao, G. Sparacino, and C. Cobelli. Nonparametric input estimation in physiological systems: Problems, methods, and case studies. *Automatica*, 33(5):851–870, 1997.
- [4] R. Patton, R. Clark, and P.M. Frank. *Fault diagnosis in dynamic systems: theory and applications*. Prentice-Hall international series in systems and control engineering. Prentice Hall, 1989.
- [5] M. Corless and J. Tu. State and input estimation for a class of uncertain systems. *Automatica*, 34(6):757–764, 1998.
- [6] M. Darouach and M. Zasadzinski. Unbiased minimum variance estimation for systems with unknown exogenous inputs. *Automatica*, 33(4):717–719, 1997.
- [7] M. Hou and R.J. Patton. Optimal filtering for systems with unknown inputs. *IEEE Transactions on Automatic Control*, 43(3):445–449, 1998.
- [8] M. Darouach, M. Zasadzinski, and M. Boutayeb. Extension of minimum variance estimation for systems with unknown inputs. *Automatica*, 39(5):867–876, 2003.
- [9] Y. Cheng, H. Ye, Y. Wang, and D. Zhou. Unbiased minimum-variance state estimation for linear systems with unknown input. *Automatica*, 45(2):485–491, 2009.
- [10] S. Gillijns and B. De Moor. Unbiased minimum-variance input and state estimation for linear discrete-time systems with direct feedthrough. *Automatica*, 43(5):934–937, 2007.
- [11] H. Fang, Y. Shi, and J. Yi. A new algorithm for simultaneous input and state estimation. In *IEEE American Control Conference*, pages 2421–2426, 2008.
- [12] H. Fang, Y. Shi, and J. Yi. On stable simultaneous input and state estimation for discrete-time linear systems. *International Journal of Adaptive Control and Signal Processing*, 25(8):671–686, 2011.
- [13] S.Z. Yong, M. Zhu, and E. Frazzoli. Simultaneous input and state estimation for linear discrete-time stochastic systems with direct feedthrough. In *IEEE Conference on Decision and Control*, pages 7034–7039, 2013.
- [14] S.Z. Yong, M. Zhu, and E. Frazzoli. A unified filter for simultaneous input and state estimation of linear discrete-time stochastic systems. *Automatica*, 63:321–329, 2016. Extended version first appeared in September 2013 and is available from: <http://arxiv.org/abs/1309.6627>.
- [15] S.Z. Yong, M. Zhu, and E. Frazzoli. Simultaneous input and state estimation with a delay. In *IEEE Conference on Decision and Control*, pages 468–475, 2015.

- [16] M. Hou and R.J. Patton. Input observability and input reconstruction. *Automatica*, 34(6):789–794, 1998.
- [17] Y. Xiong and M. Saif. Unknown disturbance inputs estimation based on a state functional observer design. *Automatica*, 39(8):1389–1398, 2003.
- [18] K. Wright. Differential equations for the analytic singular value decomposition of a matrix. *Numer. Math.*, 63(1):283–295, 1992.
- [19] A. Bunse-Gerstner, R. Byers, V. Mehrmann, and N.K. Nichols. Numerical computation of an analytic singular value decomposition of a matrix valued function. *Numer. Math.*, 60:1–40, 1991.
- [20] S.J. Julier and J.K. Uhlmann. Unscented filtering and nonlinear estimation. *Proceedings of the IEEE*, 92(3):401–422, 2004.
- [21] S.Z. Yong, M. Zhu, and E. Frazzoli. Simultaneous input and state estimation for linear time-invariant continuous-time stochastic systems. In *IEEE American Control Conference*, pages 2511–2518, 2015.
- [22] R.E. Kalman. Contributions to the theory of optimal control. *Bol. Soc. Mat. Mexicana*, 5(2):102–119, 1960.
- [23] R.E. Kalman and J.E. Bertram. Control system analysis and design via the “second method” of Lyapunov: I — Continuous-time systems. *Journal of Basic Engineering*, 82(2):371–393, 06 1960.
- [24] J.J.E. Slotine and W. Li. *Applied nonlinear control*. Prentice-Hall, 1991.
- [25] L.M. Silverman and B.D.O. Anderson. Controllability, observability and stability of linear systems. *SIAM Journal on Control*, 6(1):121–130, 1968.
- [26] A. Gelb. *Applied optimal estimation*. MIT Press, 1974.
- [27] A. Bryson and D. Johansen. Linear filtering for time-varying systems using measurements containing colored noise. *IEEE Transactions on Automatic Control*, 10(1):4–10, 1965.
- [28] B.D.O. Anderson and J.B. Moore. Time-varying version of the lemma of Lyapunov. *Electronics Letters*, 3(7):293–294, 1967.
- [29] M.L.J. Hautus. Strong detectability and observers. *Linear Algebra and its Applications*, 50(0):353–368, 1983.
- [30] CVX Research, Inc. CVX: Matlab software for disciplined convex programming, version 2.0. <http://cvxr.com/cvx>, 2012.
- [31] M. Grant and S. Boyd. Graph implementations for nonsmooth convex programs. In V. Blondel, S. Boyd, and H. Kimura, editors, *Recent Advances in Learning and Control*, Lecture Notes in Control and Information Sciences, pages 95–110. Springer-Verlag Limited, 2008.
- [32] A.E. Bryson. *Applied Linear Optimal Control: Examples and Algorithms*. Cambridge University Press, 2002.
- [33] D. Hinrichsen and A.J. Pritchard. *Mathematical Systems Theory I*. Springer, Berlin; New York, 2005.
- [34] B.D.O. Anderson and J.B. Moore. New results in linear system stability. *SIAM Journal on Control*, 7:398–414, 1969.
- [35] D. Simon. *Optimal State Estimation: Kalman, H Infinity, and Nonlinear Approaches*. Wiley-Interscience, 1st edition, August 2006.
- [36] A. Hamed. Differential and difference Lyapunov equations: Simultaneous eigenvalue bounds. *International Journal of Systems Science*, 21(7):1335–1344, 1990.
- [37] W. Rudin. *Principles of mathematical analysis*. McGraw-Hill Book Co., New York, 3rd edition, 1976. International Series in Pure and Applied Mathematics.
- [38] T. Kailath, A.H. Sayed, and B. Hassibi. *Linear estimation*. Prentice-Hall information and system sciences series. Prentice Hall, 2000.
- [39] J.L. Crassidis and J.L. Junkins. *Optimal Estimation of Dynamic Systems (Chapman & Hall/CRC Applied Mathematics & Nonlinear Science)*. Chapman and Hall/CRC, 1st edition, April 2004.

APPENDIX

In this Appendix, we first provide proofs of Lemmas 1, 2, 3 and 4 on the convergence of state and input estimate biases of ELISE and ALISE. Then, we prove the claim of optimality of ELISE in the minimum-variance unbiased sense in Theorem 2 by first constructing a ‘virtual’ equivalent system without unknown inputs with analogous properties to the Kalman-Bucy filter. Then, we provide an alternative derivation by means of limiting case approximations of the optimal discrete-time filter presented in a previous work [14], which we observe to implicitly use finite difference to obtain an ‘output derivative’. Next, we show in Appendix A2 that (15) and (25) are equivalent, from which it follows that the state estimate of ALISE is optimal (Theorem 5). We then derive the conditions

under which the optimal filter is uniformly asymptotically stable, given in Theorems 3 and 6. Finally, we provide the convergence proofs of Theorems 4 and 7 as well as a proof of Proposition 2.

A. Proof of Lemmas 1 and 3

In this section, we derive the convergence rate of the state estimate bias that was given in Lemmas 1 and 3. We first provide a proof for the convergence rate of the expected state estimate bias for ELISE. Then, we show that the same convergence rate is true of ALISE, by showing that the state estimate of ELISE and ALISE are equivalent.

1) *Error Bound on State Estimate for ELISE:* From (14) and choosing the matrices M_1 and M_2 such that $M_1 \Sigma = I$ and $M_2 \bar{C}_2 G_2 = I$, which is possible because Σ and $\bar{C}_2 G_2$ have full rank by assumption, we obtain

$$\begin{aligned}\tilde{d}_1 &:= d_1 - \hat{d}_1 = -M_1(C_1 \tilde{x} + v_1), \\ \tilde{d}_2 &:= d_2 - \hat{d}_2 = -M_2(\bar{C}_2 \hat{A} + \bar{T}_2 \bar{C})\tilde{x} - M_2 \bar{v}_2 \\ &\quad + M_2 \bar{C}_2 G_1 M_1 v_1 - M_2 \bar{C}_2 W w,\end{aligned}\tag{36}$$

where $\hat{A} := A - G_1 M_1 C_1$. Note that $\bar{v}_2 = T_2 \dot{v}$ in the case when the signal \dot{y} is known, as is assumed for ALISE. Next, substituting (36) into the system dynamics in (4), and using (15), we obtain the state estimate error system

$$\dot{\tilde{x}} = \tilde{x} - \hat{\tilde{x}} = \bar{A}\tilde{x} + \bar{w} - L(C_2 \tilde{x} + v_2),\tag{37}$$

where \bar{A} and \bar{w} are as defined in Theorem 3.

The state estimate bias system, $\dot{\tilde{x}} = \bar{A}\tilde{x}$ (from (37)), is linear, where $\bar{A} := \bar{A} - LC_2$ and $\tilde{x} := \mathbb{E}[\tilde{x}]$. Since we assume that the filter is uniformly asymptotically stable and the state estimate bias system is linear, by [33, Theorem 3.3.8] and [23, Theorem 3], the resulting state estimate bias of the system decays exponentially, i.e., there exist γ and β such that the state estimate bias converges exponentially as is given in (16).

If additionally, \tilde{A} is bounded, then by the result in [25, Theorem 5], the pair (\tilde{A}, I) is uniformly completely observable (see Definition 1), where $I_{n \times n}$ is the identity matrix. Next, since \tilde{A} is Hurwitz and (\tilde{A}, I) is uniformly completely observable, with bounded I and \tilde{A} , we can apply the result of [28, Theorem (i)] and [34, Theorem 5(i)] to obtain explicit expressions of the constants β and γ . Besides, given that (\tilde{A}, I) is uniformly completely observable, then there exists a unique positive definite solution, $S(t) = \lim_{T \rightarrow \infty} \Pi(t, T) \succ 0$ for all $t \geq t_0$, where $\Pi(t, T)$ is defined by $\dot{\Pi} + (\bar{A} - LC_2)^\top \Pi + \Pi(\bar{A} - LC_2) = -I$ with boundary condition $\Pi(T, T) = 0$.

In addition, $S(t) = \lim_{T \rightarrow \infty} \int_t^T \Phi_{\tilde{A}(t)}(t, s) \Phi_{\tilde{A}(t)}^\top(t, s) ds$, which has eigenvalues that are bounded above and below [28, Eq. (20-21)] and $V = \tilde{x}^\top S \tilde{x}$ is a Lyapunov function with $\dot{V} = -\tilde{x}^\top \tilde{x}$ [28, Eq. (23)]. For the detailed proof of this, the reader is referred to [28], [34].

From the Lyapunov function above, we apply the approach in [24, pp. 91-93] to analyze the convergence rate of the state estimate bias. Let $\lambda_{max}(S)$ denote the largest eigenvalue of S and $\bar{\gamma} := 1/\lambda_{max}(S)$. Then, from

$$\tilde{x}^\top \tilde{x} \geq \frac{1}{\lambda_{max}(S)} \tilde{x}^\top (\lambda_{max}(S) I) \tilde{x} \geq \bar{\gamma} \tilde{x}^\top S \tilde{x} = \bar{\gamma} V,$$

we have $\dot{V} \leq -\bar{\gamma}V \leq -2\gamma V$, where γ is the supremum of $\bar{\gamma}/2$ over the set of all $\bar{\gamma}$ for all $t \geq t_0$. Then, applying the convergence lemma in [24, p. 91], we have

$$\lambda_{\min}(S)\|\tilde{x}\|^2 \leq \lambda_{\min}(S)\|\tilde{x}\|^2 \leq \tilde{x}^\top S \tilde{x} \leq V(t_0)e^{-2\gamma t}.$$

Hence, we obtain $\|\mathbb{E}[\tilde{x}]\| = \|\tilde{x}\| \leq \beta e^{-\gamma(t-t_0)}$ where β and γ are given in (17).

2) *Error Bound on State Estimate for ALISE*: In this section, we provide an alternative to ELISE for estimating the state of the system of interest, when an additional measurement \bar{y} containing information that is equivalent to the ‘output derivative’ is unavailable, which is a central feature of ALISE. First, we note that the additional measurement would be superfluous if the output derivative is fortuitously available. Thus, the idea is to derive a state estimator through indirect access of \dot{y} with only measurements of y . This same idea would also apply for cases when \dot{u} is not easily computed. Therefore, to circumvent the need to have direct access to \dot{y} and \dot{u} in ALISE, we propose an equivalent state estimation algorithm given by (25) that produces the same state estimate as (15) with only y and u , which are known. Using (12) and (13) with $\bar{z}_2 = T_2\dot{y}$ and the matrices according to Special Case 1 as well as rearranging and combining terms, the state estimation (15) can be rewritten as follows:

$$\begin{aligned} \dot{\hat{x}} &= A\hat{x} + Bu + G_1M_1(z_1 - C_1\hat{x} - D_1u) + G_2M_2 \\ &\quad (T_2\dot{y} - (C_2A + T_2\dot{C})\hat{x} - C_2G_1M_1(z_1 - C_1\hat{x} - D_1u) \\ &\quad - D_2\dot{u} - (C_2B + T_2\dot{D})u) + L(z_2 - C_2\hat{x} - D_2u) \\ &= (\bar{A} - LC_2)\hat{x} + (\bar{B} - LD_2)u + \bar{G}M_1z_1 + Lz_2 \\ &\quad + G_2M_2T_2\dot{y} - G_2M_2D_2\dot{u} \\ &:= g(\hat{x}, u, z_1, z_2) + \Phi_1\dot{y} + \Phi_2\dot{u}, \end{aligned} \quad (38)$$

where $\bar{B} := (I - G_2M_2C_2)(B - G_1M_1D_1)$, $\bar{G} = (I - G_2M_2C_2)G_1M_1$. Then, to derive an equivalent without \dot{y} and \dot{u} , we let

$$\begin{aligned} \dot{\theta} &= g(\hat{x}, u, z_1, z_2) - \Phi_1\dot{y} - \Phi_2\dot{u}, \\ \tilde{x} &= \Phi_1y + \Phi_2u + \theta, \end{aligned} \quad (39)$$

where Φ_1 and Φ_2 can be obtained by differentiating Φ_1 and Φ_2 . The resulting equations are summarized in Algorithm 2. Taking the derivative of \tilde{x} , we have

$$\begin{aligned} \dot{\tilde{x}} &= \Phi_1\dot{y} + \Phi_2\dot{u} + \dot{\theta} \\ &= \Phi_1\dot{y} + \Phi_2\dot{u} + g(\tilde{x}, u, z_1, z_2). \end{aligned}$$

So the output \tilde{x} of (39) is identical to that of \hat{x} in (38). However, (39) does not include \dot{y} and \dot{u} , as desired. Nevertheless, because of the different assumed noise models, the resulting filter gain L is different in (15) and (25). The filter gain equation and Riccati differential equation remain the same, but are computed with different noise covariance matrices of w , v and $\bar{v} := \dot{v}$:

$$\begin{aligned} Q &= P^w, & R &= [I \ 0] P^v [I \ 0]^\top, \\ \bar{R} &= [0 \ I] P^v [0 \ I]^\top, & \bar{R} &= [I \ 0] P^v [0 \ I]^\top, \end{aligned}$$

where P^w and P^v are propagated covariances that are solutions to the differential Lyapunov equations given by $\dot{P}^w = -A_w P^w - P^w \bar{A}_w^\top + B_w Q_G B_w^\top$ and $\dot{P}^v = \bar{A}_v P^v + P^v \bar{A}_v^\top +$

$\bar{B}_v R_G \bar{B}_v^\top$, with $P^w(t_0) = \mathcal{P}_0^w$ and $P^v(t_0) = \mathcal{P}_0^v$, respectively, as given in [35]. Note that P^w and P^v are bounded for all $t \geq t_0$, and their bounds are given in [36].

B. Proof of Lemmas 2 and 4

We now prove Lemmas 2 and 4, which give a bound on the input estimate bias as a function of time, t , and time difference of the finite difference approximation, ∂t , which results from a biased initial state estimate, and is induced by the finite difference approximation in ALISE.

1) *Error Bound on Input Estimate for ELISE*: Since we have shown in Appendix A that $\|\mathbb{E}[\tilde{x}]\|$ converges to zero with rate γ , it follows from (36) that

$$\begin{aligned} \|\mathbb{E}[\tilde{d}]\| &\leq \|V_1\mathbb{E}[\tilde{d}_1]\| + \|V_2\mathbb{E}[\tilde{d}_2]\| \\ &\leq (\|V_1M_1C_1\| + \|V_2M_2(\bar{C}_2\hat{A} + \bar{T}_2\bar{C})\|)\beta e^{-\gamma(t-t_0)}, \end{aligned}$$

i.e., the convergence rate of input estimate bias is also γ .

2) *Error Bound on Input Estimate for ALISE*: Unlike the state estimate, the estimate of the unknown input can only be computed to any degree of accuracy when compared to the MVU input estimate assuming that the exact output derivative is known. This is not unexpected, as this is also the same extent that observer designs (e.g., [5], [17]) are able to achieve. Thus, in this section, we provide the expected error bound on the unknown input estimate given by (24), which, asymptotically, is arbitrarily small.

As seen in (24), the ALISE algorithm utilizes the backward finite approximation of the output derivative. This induces an error in the estimate \hat{d}_2 , when compared to the ideal case in which $\dot{z}_2 = T_2\dot{y}$ ($\dot{T}_2 = \dot{U}_2^\top = 0$ by Theorem 1) is accessible. The next lemma characterizes the effect of the approximation error on the estimate, specifically, on the bias and variance of the estimate, $\mathbb{E}[d_2 - \hat{d}_2]$ and $\mathbb{E}[(d_2 - \hat{d}_2)(d_2 - \hat{d}_2)^\top]$.

Lemma 5. *The error induced in the estimate of \hat{d}_2 by replacing the exact $\dot{z}_2 = T_2\dot{y}$ with its finite difference approximation is given by*

$$\bar{d}_2 - \hat{d}_2 = M_2\mathbb{E}[\dot{z}_2 - \frac{z_2(t) - z_2(t - \partial t)}{\partial t}] = \frac{1}{2}M_2\mathbb{E}[\ddot{z}_2(c)]\partial t \quad (40)$$

for some $c \in (t - \partial t, t)$, where the input estimate with perfect knowledge of \dot{z}_2 is defined as $\bar{d}_2 := M_2(T_2\dot{y} - (C_2A + T_2\dot{C}\hat{x} - C_2Bu - C_2G_1\hat{d}_1 - D_2\dot{u} - T_2\dot{D}u))$ and

$$\begin{aligned} \ddot{z}_2 &= T_2[(2\dot{C}A + C\dot{A} + CA^2 + \ddot{C})x + (\dot{C}B + CAB + C\dot{B} \\ &\quad + \dot{C}B + \ddot{D})u + (CB + 2\dot{D})\dot{u} + D\ddot{u} + (2C\dot{G}_1 + CAG_1 \\ &\quad + C\dot{G}_2)d_1 + CG_2\dot{d}_1 + \dot{H}_1\dot{d}_1 + \ddot{H}_1\dot{d}_1 + H_1\ddot{d}_1 + \dot{H}_1\dot{d}_1 \\ &\quad + (2\dot{C}G_2 + CAG_2 + C\dot{G}_2)d_2 + CG_2\dot{d}_2 + (\dot{C}W + C\dot{W} \\ &\quad - CW A_w)w + CW B_w w_G + \ddot{v}] \\ &= \mathbb{E}[\ddot{z}_2] + T_2((\dot{C}W + C\dot{W} - CW A_w)w + CW B_w w_G \\ &\quad - A_v\ddot{v} - A_v\dot{v} + B_v\ddot{v}_G). \end{aligned}$$

Proof: To obtain the above result, we apply Taylor’s theorem (see for e.g., [37] for proof of Taylor’s theorem) to obtain

$$z_2(t - \partial t) = z_2(t) - \dot{z}_2((t))\partial t + \frac{1}{2}\ddot{z}_2(c)(\partial t)^2 \quad (41)$$

for some $c \in (t - \delta t, t)$, since by Assumption (A1'), \dot{z}_2 is continuous on $[t - \delta t, t]$ and \ddot{z}_2 exists for all $t \in [t - \delta t, t]$. Rearranging the above equation, we have

$$\dot{z}_2 - \frac{z_2(t) - z_2(t - \delta t)}{\delta t} = \frac{1}{2} \ddot{z}_2(c) \delta t.$$

Then, by differentiating z_2 twice with respect to t and from (24), we find the error induced by the finite difference approximation as given in (40). ■

Remark 2. Note that \ddot{z}_2 and $\mathbb{E}[\ddot{z}_2]$ are independent of \dot{H}_1 , \ddot{H}_1 and \ddot{d}_2 by Corollary 1. Thus, for the boundedness of \ddot{z}_2 , the signal \ddot{d} need not be bounded, similar to the assumption for the observer in [5]. Furthermore, the derivatives of H need not be bounded.

Armed with Lemma 5, we now derive the expected error bound in Lemma 2. The total expected input estimate bias consists of the error given in (18) due to initial state estimate bias, and the error induced by the finite difference approximation \ddot{z}_2 given by Lemma 5, i.e.,

$$\begin{aligned} \mathbb{E}[d - \hat{d}] &= (V_1 M_1 C_1 + V_2 M_2 (C_2 \hat{A} + T_2 \dot{C})) \mathbb{E}[\tilde{x}] \\ &\quad + \frac{1}{2} V_2 M_2 \mathbb{E}[\ddot{z}_2(c)] \delta t, \\ \Rightarrow \|\mathbb{E}[\tilde{d}]\| &\leq \|(V_1 M_1 C_1 + V_2 M_2 (C_2 \hat{A} + T_2 \dot{C}))\| \beta e^{-\gamma(t-t_0)} \\ &\quad + \frac{1}{2} \|V_2 M_2 \mathbb{E}[\ddot{z}_2(c)]\| \delta t \\ &\leq \alpha_1 e^{-\gamma(t-t_0)} + \alpha_2 \delta t, \end{aligned} \quad (42)$$

where α_1 and α_2 are given in (19) and (28).

Next, we find the approximation error induced by the finite difference approximation on the input error covariance matrix. Furthermore, we have $\text{tr}(\mathbb{E}[\tilde{d} \tilde{d}^\top]) = \text{tr}(P_1^d) + \text{tr}(P_2^d)$ (shown later in (51)). Since there is no approximation error in the estimate of \hat{d}_1 because it is independent of \ddot{z}_2 , the only source of approximation error comes from the error covariance matrix P_2^d , which can be computed from

$$\begin{aligned} P_2^d \delta(0) &= \mathbb{E}[(d_2 - \hat{d}_2)(t)(d_2 - \hat{d}_2)^\top(t)] \\ &= \mathbb{E}[(d_2 - \bar{d}_2)(t)(d_2 - \bar{d}_2)^\top(t)] + \mathbb{E}[(\bar{d}_2 - \hat{d}_2)(t)(d_2 - \bar{d}_2)^\top(t)] \\ &\quad + \mathbb{E}[(d_2 - \bar{d}_2)(t)(\bar{d}_2 - \hat{d}_2)^\top(t)] + \mathbb{E}[(\bar{d}_2 - \hat{d}_2)(t)(\bar{d}_2 - \hat{d}_2)^\top(t)] \\ &= \frac{1}{2} \mathbb{E}[\ddot{d}_2 \ddot{z}_2(c)^\top] M_2^\top \delta t + \frac{1}{2} M_2 \mathbb{E}[\ddot{z}_2(c) \ddot{d}_2^\top] \delta t \\ &\quad + \frac{1}{4} M_2 \mathbb{E}[\ddot{z}_2(c) \ddot{z}_2(c)^\top] M_2^\top (\delta t)^2 + M_2 \bar{R}_2 M_2^\top(t) \delta(0) \\ &= \frac{1}{2} \mathbb{E}[\ddot{d}_2 \ddot{z}_2(c)^\top] M_2^\top \delta t + \frac{1}{2} M_2 \mathbb{E}[\ddot{z}_2(c) \ddot{d}_2^\top] \delta t \\ &\quad + \frac{1}{4} M_2 \mathbb{E}[\ddot{z}_2(c) \mathbb{E}[\ddot{z}_2(c)]] M_2^\top (\delta t)^2 \\ &\quad + \frac{1}{4} M_2 \mathbb{E}[(\ddot{z}_2(c) - \mathbb{E}[\ddot{z}_2(c)])(\ddot{z}_2(c) - \mathbb{E}[\ddot{z}_2(c)])^\top] M_2^\top (\delta t)^2 \\ &\quad + M_2 \bar{R}_2 M_2^\top(t) \delta(0) \\ &= ((\frac{1}{4} M_2 T_2 [-A_v - A_{\bar{v}}] P^v [-A_v - A_{\bar{v}}]^\top + C W B_w Q_G B_w^\top W^\top C^\top \\ &\quad + B_v R_G B_v^\top + (\dot{C} W + C \dot{W} - C W A_w) P^w (\dot{C} W + C \dot{W} \\ &\quad - C W A_w)^\top) T_2^\top M_2^\top(c) (\delta t)^2 + M_2 \bar{R}_2 M_2^\top(t) \delta(0), \end{aligned} \quad (43)$$

where we applied Lemma 5, (36), and removed the negligible contributions of $\mathbb{E}[\ddot{d}_2 \ddot{z}_2(c)^\top]$ and $\mathbb{E}[\ddot{z}_2(c) \mathbb{E}[\ddot{z}_2(c)^\top]]$ since $c \neq t$ such that $\delta(t - c) \ll \delta(0)$, and both $\mathbb{E}[\ddot{d}_2]$ and $\mathbb{E}[\ddot{z}_2]$ are finite. Thus, comparing the above error covariance matrix (43) with the input estimate error covariance matrix with perfect knowledge of \ddot{z}_2 given by $P_2^{\bar{d}} := M_2 \bar{R}_2 M_2^\top$, we can find the trace of the difference between the two error covariance matrices:

$$\begin{aligned} |\text{tr}(P^d - P^{\bar{d}})| &= |\frac{1}{4} \text{tr}(M_2 T_2 (C W B_w Q_G B_w^\top W^\top C^\top \\ &\quad + [-A_v - A_{\bar{v}}] P^v [-A_v - A_{\bar{v}}]^\top + B_v R_G B_v^\top \\ &\quad + (\dot{C} W + C \dot{W} - C W A_w) P^w (\dot{C} W + C \dot{W} \\ &\quad - C W A_w)^\top) T_2^\top M_2^\top(c) (\delta t)^2| \leq \alpha_3 (\delta t)^2, \end{aligned} \quad (44)$$

where α_3 is as given in (28). Since α_1 , α_2 and α_3 in (42) and (44) are bounded by Assumption (A1') and by choice of the noise models which results in finite noise intensities (see bounds in [36]), and δt can be chosen to be arbitrarily small, the expected value of the estimate \hat{d}_2 given by (24) asymptotically tends to the true value of d_2 with minimum-variance error covariance to any desired accuracy. Thus, Lemma 2 holds.

C. Proof of Theorem 2

We first provide a proof of Theorem 2 by constructing a ‘virtual’ equivalent system without unknown inputs, which allows us to derive analogous properties of our filter to that of the Kalman-Bucy filter. Then, we provide an alternative derivation for the Special Case 1 by means of limiting case approximations of the optimal discrete-time filter [14]. In the process, we gain insight into the subtle difference between the special case continuous-time filter and the discrete-time filter in [14]. In particular, we observed that the optimal discrete-time filter implicitly uses finite difference to obtain an ‘output derivative’. In the case with a biased initial state estimate, the associated state and unknown input bias decays exponentially as shown in Lemmas 1 and 2.

1) *Proof 1: By Equivalent System without Unknown Inputs:* In this first proof of Theorem 2, we construct a ‘virtual’ equivalent system without unknown inputs, for which analogous results of the Kalman-Bucy filter [1] can be inferred. To this end, as was also observed in [14], we view the unknown input as consisting of a known component given by the input estimate, and a zero-mean random variable with known variance which can be dealt in the same manner as with process and measurement noise signals:

$$\begin{aligned} d_1 &= \hat{d}_1 + (d_1 - \hat{d}_1) := \hat{d}_1 + \tilde{d}_1, \\ d_2 &= \hat{d}_2 + (d_2 - \hat{d}_2) := \hat{d}_2 + \tilde{d}_2. \end{aligned} \quad (45)$$

Since $\mathbb{E}[\tilde{x}]$ decays exponentially (Lemma 1), and the process and measurement noises have zero mean, the expected values of both \tilde{d}_1 and \tilde{d}_2 exponentially tend towards zero-mean random variables with the following (auto-)correlations:

$$\begin{aligned} \mathbb{E}[\tilde{d}_1(t) \tilde{d}_1(t')^\top] &:= P_1^d(t) \delta(t - t') \\ &= (M_1 R_1 M_1^\top + M_1 C_1 P^x C_1^\top M_1^\top)(t) \delta(t - t'), \end{aligned} \quad (46)$$

$$\begin{aligned} \mathbb{E}[\tilde{d}_1(t) \tilde{d}_2(t')^\top] &:= P_{12}^d(t) \delta(t - t') \\ &= (M_1 C_1 P^x (\hat{A}^\top \bar{C}_2^\top + \bar{C}^\top \bar{T}_2^\top) M_2^\top + M_1 \bar{R}_{12} M_2^\top \\ &\quad - M_1 R_1 M_1^\top G_1^\top \bar{C}_2^\top M_2^\top)(t) \delta(t - t'), \end{aligned} \quad (47)$$

$$\begin{aligned} \mathbb{E}[\tilde{d}_2(t) \tilde{d}_2(t')^\top] &:= P_2^d(t) \delta(t - t') \\ &= (M_2 \bar{R}_2 M_2^\top)(t) \delta(t - t'), \end{aligned} \quad (48)$$

$$\begin{aligned} \mathbb{E}[\tilde{d}(t) \tilde{d}(t')^\top] &:= P^d(t) \delta(t - t') \\ &= (V_1 P_1^d V_1^\top + V_1 P_{12}^d V_2^\top + V_2 P_{12}^d V_1^\top \\ &\quad + V_2 P_2^d V_2^\top)(t) \delta(t - t'), \end{aligned} \quad (49)$$

where we defined $\mathbb{E}[\tilde{x}(t) \tilde{x}^\top(t')] := P^x(t) \delta(t - t')$, $\bar{R}_2 := (\bar{C}_2 \hat{A} + \bar{T}_2 \bar{C}) P^x (\bar{C}_2 \hat{A} + \bar{T}_2 \bar{C})^\top + \bar{C}_2 \hat{Q} \bar{C}_2^\top + \bar{R}_2 - \bar{R}_{12}^\top M_1^\top G_1^\top \bar{C}_2^\top - \bar{C}_2 G_1 M_1 \bar{R}_{12}$ and $\hat{Q} := W Q W^\top + G_1 M_1 R_1 M_1^\top G_1^\top$ as well as omitted $\mathbb{E}[\tilde{x}(t) v_1^\top(t')]$, $\mathbb{E}[\tilde{x}(t) \bar{v}_2^\top(t')]$ and $\mathbb{E}[\tilde{x}(t) w^\top(t')]$ due to their negligible contributions to the above correlations.

To obtain the best linear unbiased estimate of both projections of the unknown inputs, \hat{d}_1 and \hat{d}_2 , as in its discrete-time counterpart [14], we choose M_1 and M_2 such that the assumption in the Gauss-Markov Theorem is satisfied, as outlined in [38, pp. 96-98]:

$$M_1 = \Sigma^{-1}, \quad M_2 = (G_2^\top C_2^\top \tilde{R}_2^{-1} C_2 G_2)^{-1} G_2^\top C_2^\top \tilde{R}_2^{-1}. \quad (50)$$

Next, we note the following equality:

$$\begin{aligned} \text{tr}(\mathbb{E}[\tilde{d}\tilde{d}^\top]) &= \text{tr}(\mathbb{E}[V \begin{bmatrix} \tilde{d}_1 \\ \tilde{d}_2 \end{bmatrix} [\tilde{d}_1^\top \ \tilde{d}_2^\top] V^\top]) \\ &= \text{tr}(V^\top V \mathbb{E}[\begin{bmatrix} \tilde{d}_1 \\ \tilde{d}_2 \end{bmatrix} [\tilde{d}_1^\top \ \tilde{d}_2^\top]]) = \text{tr}(P_1^d) + \text{tr}(P_2^d). \end{aligned} \quad (51)$$

Since the unbiased estimate of \hat{d}_1 is unique, the minimum of (51) is given by $\min \text{tr}(\mathbb{E}[\tilde{d}\tilde{d}^\top]) = \text{tr}(\mathbb{E}[\tilde{d}_1\tilde{d}_1^\top]) + \min \text{tr}(\mathbb{E}[\tilde{d}_2\tilde{d}_2^\top])$, from which it can be observed that the unbiased estimate \hat{d} has minimum variance when \hat{d}_1 and \hat{d}_2 have minimum variances.

Note that even during transients, where the \tilde{d}_1 and \tilde{d}_2 have non-zero means, the terms contributing to these biases are functions of \tilde{x} and are thus absorbed into the \bar{A} as seen in (37). More importantly, the state estimate error dynamics in (37) is the same as that of a Kalman-Bucy filter [1] for a ‘virtual’ linear system without unknown inputs given by

$$\begin{aligned} \dot{x}_e &= \bar{A}x_e + \bar{w}, \\ y_e &= C_2x_e + v_2, \end{aligned} \quad (52)$$

where \bar{A} and \bar{w} are as defined in Theorem 3 and the noise terms are correlated, i.e., $\mathbb{E}[\bar{w}(t)v_2^\top(t')] = -G_2M_2\tilde{R}_2^{-1}(t)\delta(t-t')$. Since the objectives of both systems are the same, i.e. to obtain an unbiased minimum-variance filter, they are equivalent systems from the perspective of optimal filtering. Hence, the optimal filter is as with the Kalman-Bucy filter with correlated noise (see, e.g., [38], [39]), i.e., with

$$L = (P^x C_2^\top - G_2 M_2 \tilde{R}_2^{-1}) R_2^{-1}, \quad (53)$$

and the state estimate error covariance, P^x , is obtained from the Riccati differential equation:

$$\dot{P}^x = \bar{A}P^x + P^x \bar{A}^\top + \bar{Q} - LR_2L^\top, \quad (54)$$

where the noise intensity, \bar{Q} , is given in Theorem 3.

In summary, the proposed filter provides the best linear unbiased estimate of the unknown input and the minimum-variance unbiased estimate of the state; thus, Theorem 2 holds.

2) *Proof 2: By Limiting Case Approximations:* An alternate derivation of the optimal filter can be obtained for Special Case 1 from the optimal discrete-time filter [14] using limiting case approximations. Although this derivation lacks rigor due to various approximations, this is interesting from a pedagogical point of view, since this is often used to derive the continuous-time Kalman-Bucy filters in textbooks (e.g. [35]).

If the sampling period Δt is small, we can use Euler’s

approximation to write the discretized version of (4) as

$$\begin{aligned} x_k &\approx (I + A\Delta t)x_{k-1} + B\Delta t u_{k-1} + G_1\Delta t d_{1,k-1} \\ &\quad + G_2\Delta t d_{2,k-1} + W w_{k-1} \\ &:= A_{k-1}x_{k-1} + B_{k-1}u_{k-1} + G_{1,k-1}d_{1,k-1} \\ &\quad + G_{2,k-1}d_{2,k-1} + W_{k-1}w_{k-1}, \\ y_k &= Cx_k + Du_k + H_1d_k + v_k \\ &:= C_kx_k + D_ku_k + H_{1,k}d_k + v_k, \\ z_{1,k} &= C_1x_k + D_1u_k + \Sigma d_{1,k} + v_{1,k} \\ &:= C_{1,k}x_k + D_{1,k}u_k + \Sigma_k d_{1,k} + v_{1,k}, \\ z_{2,k} &= C_2x_k + D_2u_k + v_{2,k} \\ &:= C_{2,k}x_k + D_{2,k}u_k + v_{2,k}, \end{aligned} \quad (55)$$

where the process and measurement noises are $w_k \sim (0, Q\Delta t)$ and $v_k \sim (0, R/\Delta t)$, in which $Q_k \approx Q\Delta t$ as $\Delta t \rightarrow 0$, and the discrete measurement noise is approximated as the average value of the continuous noise [39].

Since the first component of the unknown input can be computed pointwise without delay, we expect $M_{1,k} \rightarrow M_1$. Thus, we have the estimate \hat{d}_1 as in (14) directly from the discrete-time version given by $\hat{d}_{1,k}^D = M_{1,k}(z_{1,k} - C_{1,k}\hat{x}_{k|k-1} - D_{1,k}u_k)$ [14]. On the other hand, the limiting case approximation of the second component of the unknown input is given by:

$$\begin{aligned} \hat{d}_{2,k-1}^D &= M_{2,k}(z_{2,k} - C_{2,k}(A_{k-1}\hat{x}_{k-1|k-1} + B_{k-1}u_{k-1} \\ &\quad + G_{1,k-1}\hat{d}_{1,k-1}) - D_{2,k}u_k) \\ &\approx M_{2,k}\Delta t \left(T_{2,k} \frac{y_k - C_k\hat{x}_{k-1|k-1} - D_ku_k}{\Delta t} \right. \\ &\quad \left. - C_{2,k}(A\hat{x}_{k-1|k-1} + Bu_{k-1} + G_1\hat{d}_{1,k-1}) \right) \\ &= M_{2,k}\Delta t \left[T_{2,k} \left(\frac{y_k - \hat{y}_{k-1}}{\Delta t} + \frac{(C_{k-1} - C_k)\hat{x}_{k-1|k-1}}{\Delta t} \right. \right. \\ &\quad \left. \left. + \frac{D_{k-1}u_{k-1} - D_ku_k}{\Delta t} + \frac{H_{1,k-1}d_{1,k-1}}{\Delta t} \right) \right. \\ &\quad \left. - C_2A\hat{x}_{k-1|k-1} - C_2Bu_{k-1} - C_2G_1\hat{d}_{1,k-1} \right] \\ &= M_{2,k}\Delta t \left[\frac{z_{2,k} - \hat{z}_{2,k-1}}{\Delta t} + T_{2,k} \frac{(C_{k-1} - C_k)\hat{x}_{k-1|k-1}}{\Delta t} \right. \\ &\quad \left. - \frac{(D_k - D_{k-1})u_{k-1} + D_k(u_k - u_{k-1})}{\Delta t} \right. \\ &\quad \left. + T_{2,k} \frac{(H_{1,k} + (H_{1,k-1} - H_{1,k}))d_{1,k-1}}{\Delta t} - C_2A\hat{x}_{k-1|k-1} \right. \\ &\quad \left. - C_2Bu_{k-1} - C_2G_1\hat{d}_{1,k-1} \right], \end{aligned}$$

where the first equation is the discrete-time version from [14], and we substituted the approximate matrices $A_{k-1} \approx I + A\Delta t$, $B_{k-1} \approx B\Delta t$, $C_{2,k} \approx C_2$, $D_{2,k} \approx D_2\Delta t$ and $G_{1,k-1} \approx G_1\Delta t$ from (55). We also defined $M_2 := \lim_{\Delta t \rightarrow 0} M_{2,k}\Delta t$, $\hat{y}_{k-1} := C_{k-1}\hat{x}_{k-1|k-1} + D_{k-1}u_{k-1}$ and $\hat{z}_{2,k-1} := T_{2,k}\hat{y}_{k-1}$. We can further simplify the above equation by noticing that $T_{2,k}H_{1,k} = 0$. Taking the limit of $\Delta t \rightarrow 0$, we obtain

$$\begin{aligned} \hat{d}_2 &= M_2(\bar{z}_2 - C_2A\hat{x} - C_2Bu - C_2G_1\hat{d}_1 - T_2\dot{C}\hat{x} \\ &\quad - T_2\dot{D}u - D_2\dot{u}), \end{aligned} \quad (56)$$

where we replaced the term $\lim_{\Delta t \rightarrow 0} \frac{z_{2,k} - \hat{z}_{2,k-1}}{\Delta t} = T_2(\lim_{\Delta t \rightarrow 0} \frac{y_k - \hat{y}_{k-1}}{\Delta t} + \frac{C_{k-1}\hat{x}_{k-1|k-1} + v_{k-1}}{\Delta t})$ with $\bar{z}_2 = T_2\bar{y} = T_2(\lim_{\Delta t \rightarrow 0} \frac{y_k - \hat{y}_{k-1}}{\Delta t} + \frac{\bar{v}_k\Delta t - (v_k - v_{k-1})}{\Delta t})$, which we assume is obtained from the noisy measurement of \bar{y} according to (4), applied Corollary 1 and defined $\tilde{x}_{k-1|k-1} := x_{k-1} - \hat{x}_{k-1|k-1}$. This indirectly implies that the optimal discrete-time filter ‘differentiates’ the second projection of the output, z_2 , using finite difference. Moreover, we can infer that the equivalent

discrete-time estimation of $d_{2,k-1}$ corresponding to (56) is

$$\begin{aligned} \hat{d}_{2,k-1} = & M_{2,k}(z_{2,k} - C_{2,k}(A_{k-1}\hat{x}_{k-1|k-1} \\ & + B_{k-1}u_{k-1} + G_{1,k-1}\hat{d}_{1,k-1}) - D_{2,k}u_k \\ & - T_{2,k}C_{k-1}\hat{x}_{k-1|k-1} + T_{2,k}\bar{v}_k\Delta t - v_{2,k}), \end{aligned} \quad (57)$$

which would be not implementable because the noise terms and the true state are not available. Next, to obtain the best linear unbiased estimate of both projections of the unknown inputs, $\hat{d}_{1,k} = \hat{d}_{1,k}^D$ and $\hat{d}_{2,k-1}$, we choose $M_{1,k}$ and $M_{2,k}$ as in [14], such that $M_{1,k}\Sigma_k = I$, $M_{2,k}C_{2,k}G_{2,k-1} = I$ and the Gauss-Markov Theorem is satisfied [38, pp. 96-98]:

$$\begin{aligned} M_{1,k} &= \Sigma_k^{-1}, \\ M_{2,k} &= (G_{2,k-1}^\top C_{2,k}^\top \tilde{R}_{2,k}^{-1} C_{2,k} G_{2,k-1})^{-1} G_{2,k-1}^\top C_{2,k}^\top \tilde{R}_{2,k}^{-1}, \end{aligned}$$

where $\tilde{R}_{2,k} := C_{2,k}\hat{Q}_{k-1}C_{2,k}^\top + [T_{2,k}(C_k - C_{k-1}) + C_{2,k}(\hat{A}_{k-1} - I)]P_{k-1|k-1}^\top[(C_k - C_{k-1})^\top T_{2,k}^\top + (\hat{A}_{k-1} - I)^\top C_{2,k}^\top] + T_{2,k}\tilde{R}T_{2,k}^\top\Delta t - C_{2,k}G_{1,k-1}M_{1,k-1}T_{1,k-1}\tilde{R}T_{2,k}^\top - T_{2,k}\tilde{R}^\top T_{1,k-1}^\top M_{1,k-1}^\top G_{1,k-1}^\top C_{2,k}^\top$, $\hat{A}_k := A_k - G_{1,k}M_{1,k}C_{1,k}$ and $\hat{Q}_k := W_kQ_kW_k^\top + G_{1,k}M_{1,k}R_{1,k}M_{1,k}^\top G_{1,k}^\top$; and we applied $\mathbb{E}[\bar{v}_k\bar{v}_k^\top] := \bar{R}_k \approx \frac{\bar{R}}{\Delta t}$ and $\mathbb{E}[v_{k-1}\bar{v}_k^\top] := \tilde{R}_{k-1} \approx \frac{\tilde{R}}{\Delta t}$. Then, substituting the approximate matrices as before, as well as defining $\tilde{C} := \lim_{\Delta t \rightarrow 0} \frac{C_k - C_{k-1}}{\Delta t}$ and approximating $P_{k-1|k-1}^x \approx \frac{P^x}{\Delta t}$ and $\tilde{R}_{2,k} \approx \frac{\tilde{R}_2}{\Delta t}$, followed by taking the limit of $\Delta t \rightarrow 0$, we obtain the filter gains $M_1 = \lim_{\Delta t \rightarrow 0} M_{1,k}$ and $M_2 = \lim_{\Delta t \rightarrow 0} M_{2,k}\Delta t$ given by (50).

In addition, by applying the approximations defined in (55) to the dynamics of the discrete-time filter proposed in [14] (ULISE), neglecting higher order terms and taking $\Delta t \rightarrow 0$, we obtain the the state estimate dynamics given in (15), the filter gain L given in (53) and the Riccati differential equation governing P^x given in (54), as well as $P_1^d := \lim_{\Delta t \rightarrow 0} P_{1,k}^d\Delta t$, $P_{12}^d := \lim_{\Delta t \rightarrow 0} P_{12,k-1}^d\Delta t$ and $P_2^d := \lim_{\Delta t \rightarrow 0} P_{2,k-1}^d\Delta t$ given by (46), (47) and (48). The detailed derivations of these equations follow the same approach as in [21, Section C] and are omitted due to space limitations. From the perspective of limiting case approximations, the discrete-time filter in [14] is globally optimal and converges to a steady-state solution for arbitrary Δt , and the Euler approximation converges to the continuous system. So, from the optimality of the Kalman-Bucy filter, it can be inferred that the limiting case filter is also optimal.

D. Proof of Theorem 5

Since we have shown the equivalence of the state estimation of ELISE and ALISE in Appendix A2, the optimality of the state estimation of ALISE in the minimum-variance unbiased sense given in Theorem 5 follows directly from Theorem 2. If the initial state estimate is biased, Lemmas 1, 2, 3 and 4 show that the associated state and unknown input biases decay exponentially.

E. Proof of Theorems 3 and 6

In Appendix C1, we showed that the system with unknown inputs in (1) is equivalent to the ‘virtual’ system without unknown input in (52). However, the noise terms of this new form are correlated, i.e., $\mathbb{E}[\bar{w}(t)v_2^\top(t')] = -G_2M_2\bar{R}_2^\top \neq 0$. Hence, we further transform the system into one with uncorrelated noise terms by employing a common trick (cf., e.g., [39, p. 182]) of adding a zero term ($y_e - C_2x_e - v_2 = 0$) to obtain yet another ‘virtual’ equivalent system in (21). Thus, we can analogously apply the results of the Kalman-Bucy filter [1, Theorem 4] to obtain the necessary assumption (A2-A5) given in Theorems 3 and 6, such that the optimal filter is uniformly asymptotically stable, and that the variance equation converges to a unique behavior for large t , independent of \mathcal{P}_0^x .

F. Proof of Theorems 4 and 7

For linear time-invariant systems, the conditions for the convergence of the filter gains to steady-state of the proposed filter are closely related to the existence and uniqueness of stabilizing solutions of its continuous-time algebraic Riccati equation (CARE), i.e. (54) with $\dot{P}^x = 0$. Since we have shown in Appendix C1 and E that we can transform the estimation of a system with unknown inputs to a ‘virtual’ equivalent system with no unknown inputs, analogous convergence properties to the steady-state Kalman-Bucy filter apply, as summarized in Theorem 4. For a proof of the results of Kalman-Bucy convergence properties, the reader is referred to [38].

G. Proof of Proposition 2

The connection between strong observability and the observability of (\bar{A}, C_2) , as well as C_2 and G_2 being full rank follow directly from

$$\begin{aligned} n + p &= \text{rk} \begin{bmatrix} sI - A & -G \\ C & H \end{bmatrix} = \text{rk} \begin{bmatrix} sI - A & -G \\ C & U \begin{bmatrix} \Sigma & 0 \\ 0 & 0 \end{bmatrix} V^\top \end{bmatrix} \\ &= \text{rk} \begin{bmatrix} I & 0 \\ 0 & T \end{bmatrix} \begin{bmatrix} sI - A & -G \\ C & U \begin{bmatrix} \Sigma & 0 \\ 0 & 0 \end{bmatrix} V^\top \end{bmatrix} \begin{bmatrix} I & 0 \\ 0 & V \end{bmatrix} = \text{rk} \begin{bmatrix} sI - A & -G_1 & -G_2 \\ C_1 & \Sigma & 0 \\ C_2 & 0 & 0 \end{bmatrix} \\ &= \text{rk} \begin{bmatrix} I & G_1\Sigma^{-1} & 0 \\ 0 & I & 0 \\ 0 & 0 & I \end{bmatrix} \begin{bmatrix} sI - A & -G_1 & -G_2 \\ C_1 & \Sigma & 0 \\ C_2 & 0 & 0 \end{bmatrix} = \text{rk} \begin{bmatrix} sI - \hat{A} & 0 & -G_2 \\ C_1 & \Sigma & 0 \\ C_2 & 0 & 0 \end{bmatrix} \\ &= \text{rk} \begin{bmatrix} sI - \hat{A} - G_2 \\ C_2 & 0 \end{bmatrix} + p_H = \text{rk} \begin{bmatrix} sI - \hat{A} - G_2 \\ C_2 & 0 \end{bmatrix} \begin{bmatrix} I & 0 \\ -M_2C_2\hat{A} & I \end{bmatrix} + p_H \\ &= \text{rk} \begin{bmatrix} sI - \bar{A} - G_2 \\ C_2 & 0 \end{bmatrix} + p_H, \end{aligned}$$

where the first equality is the rank condition for strong observability given in [29], the third from last equality holds because Σ is square and has full rank p_H , and we have assumed that $n \geq l \geq 1$ and $l \geq p \geq 0$.