

# Precise Determination of the $^{235}\text{U}$ Reactor Antineutrino Cross Section per Fission

C. Giunti

INFN, Sezione di Torino, Via P. Giuria 1, I-10125 Torino, Italy

9 November 2016

## Abstract

We investigate which among the reactor antineutrino fluxes from the decays of the fission products of  $^{235}\text{U}$ ,  $^{238}\text{U}$ ,  $^{239}\text{Pu}$ , and  $^{241}\text{Pu}$  may be responsible for the reactor antineutrino anomaly if the anomaly is due to a miscalculation of the antineutrino fluxes. We find that it is very likely that at least the calculation of the  $^{235}\text{U}$  flux must be revised. From the fit of the data we obtain the precise determination  $\sigma_{f,235} = (6.33 \pm 0.08) \times 10^{-43} \text{ cm}^2/\text{fission}$  of the  $^{235}\text{U}$  cross section per fission, which is more precise than the calculated value and differs from it by  $2.2\sigma$ . The cross sections per fission of the other fluxes have large uncertainties and in practice their values are undetermined by the fit.

C. Giunti, *Physics Letters B* **764** (2017) 145

The reactor antineutrino anomaly [1] is one of the most intriguing mysteries in current physics research. It stems from the 2011 recalculation [2,3] of the reactor antineutrino flux, which is about 3% higher than the previous estimate [4,5] and implies a deficit of the rate of  $\bar{\nu}_e$  observed in several reactor neutrino experiments. Electron antineutrinos are produced in nuclear reactors by the  $\beta$  decays of the fission products of  $^{235}\text{U}$ ,  $^{238}\text{U}$ ,  $^{239}\text{Pu}$ , and  $^{241}\text{Pu}$ . The calculation of the antineutrino flux is based on the inversion of the spectra of the electrons emitted by the  $\beta$  decays of the products of the thermal fission of  $^{235}\text{U}$ ,  $^{239}\text{Pu}$ , and  $^{241}\text{Pu}$  which have been measured at ILL in the 80's [4–6]. Since the fission of  $^{238}\text{U}$  is induced by fast neutrons, the measurement of its  $\beta$  spectrum is more difficult and it was performed only recently at the scientific neutron source FRM II in Garching [7]. The  $^{238}\text{U}$  antineutrino spectrum obtained from the conversion is about 10% below that calculated in Ref. [2] for antineutrino energies between about 4.5 and 6.5 MeV. However, using the  $^{238}\text{U}$  antineutrino spectrum of Ref. [7] cannot solve the reactor antineutrino anomaly because: a) the contribution of  $^{238}\text{U}$  in the neutrino experiments using highly enriched  $^{235}\text{U}$  research reactors is negligible; b) for neutrino experiments using commercial reactors the contribution of  $^{238}\text{U}$  to the total antineutrino flux is about 8% and the change of the total integrated flux is only about 0.2% [8].

It is possible that the reactor antineutrino anomaly is due to the oscillations of the reactor  $\bar{\nu}_e$ 's into sterile neutrinos with a mass at the eV scale [1,9–19]. However, it is also possible that the reactor antineutrino anomaly is due to a flaw in the calculation of one or more of the  $^{235}\text{U}$ ,  $^{238}\text{U}$ ,  $^{239}\text{Pu}$ , and  $^{241}\text{Pu}$  antineutrino fluxes. In this paper we consider this second possibility and we investigate which of the four fluxes could be the cause of the reactor antineutrino anomaly.

The prime suspect as a cause for the reactor antineutrino anomaly is the  $^{235}\text{U}$  antineutrino flux, because some of the experiments which observed a deficit of electron antineutrinos used research reactors, which produce an almost pure  $^{235}\text{U}$  antineutrino flux. However, since other experiments used commercial reactors with significant contributions of the  $^{238}\text{U}$ ,  $^{239}\text{Pu}$ , and  $^{241}\text{Pu}$  electron antineutrino fluxes, a detailed calculation is necessary in order to reach a definite and quantitative conclusion.

The theoretical prediction for the event rate of an experiment labeled with the index  $a$  is usually expressed by the cross section per fission

$$\sigma_{f,a} = \sum_k f_k^a \sigma_{f,k}. \quad (1)$$

	Saclay (S)	Saclay+Huber (SH)	uncertainty
$\sigma_{f,235}$	6.61	6.69	2.11%
$\sigma_{f,238}$	10.10	10.10	8.15%
$\sigma_{f,239}$	4.34	4.40	2.45%
$\sigma_{f,241}$	5.97	6.03	2.15%

Table 1: Cross sections per fission of the four fissile isotopes calculated by the Saclay (S) group in Ref. [1] and those obtained from the Huber (SH) correction in Ref. [3]. The units are  $10^{-43}$  cm<sup>2</sup>/fission. The uncertainties are those estimated by the Saclay group in Ref. [1].

with  $k = 235, 238, 239, 241$ . Here  $f_k^a$  is the antineutrino flux fraction from the fission of the isotope with atomic mass  $k$  and  $\sigma_{f,k}$  is the corresponding cross section per fission, which is given by the integrated product of the antineutrino flux and the detection cross section.

The cross sections per fission of the four fissile isotopes calculated by the Saclay group in Ref. [1] are listed in Table 1. These values must be increased by 1.2%, 1.4%, and 1.0% for <sup>235</sup>U, <sup>239</sup>Pu, and <sup>241</sup>Pu, respectively, according to the improved inversion of the ILL electron spectra of Huber [3]. The resulting values listed in Table 1 coincide with those given in Table XX of Ref. [13].

The experiments which measured the absolute antineutrino flux are listed in Table 2<sup>1</sup>. For each experiment labeled with the index  $a$ , we listed the corresponding four fission fractions  $f_k^a$ , the ratio of measured and predicted rates  $R_{a,\text{SH}}^{\text{exp}}$ , the corresponding relative experimental uncertainty  $\sigma_a^{\text{exp}}$ , and the relative uncertainty  $\sigma_a^{\text{cor}}$  which is correlated in each group of experiments indicated by the braces.

For the short-baseline experiments (Bugey-4 [21], Rovno91 [22], Bugey-3 [23], Gosgen [24], ILL [25, 26], Krasnoyarsk87 [27], Krasnoyarsk94 [28, 29], Rovno88 [30], SRP [31]), we calculated the Saclay+Huber ratios  $R_{a,\text{SH}}^{\text{exp}}$  by rescaling the corresponding Saclay value  $R_{a,\text{S}}^{\text{exp}}$  in Ref. [1]:

$$R_{a,\text{SH}}^{\text{exp}} = R_{a,\text{S}}^{\text{exp}} \frac{\sum_k f_k^a \sigma_{f,k}^{\text{S}}}{\sum_k f_k^a \sigma_{f,k}^{\text{SH}}} \quad (a = 1, \dots, 17, 19, 20). \quad (2)$$

We considered the Krasnoyarsk99-34 experiment [32] that was not considered in Refs. [1, 20], by rescaling the value of the corresponding experimental cross section per fission in comparison with the Krasnoyarsk94-57 result. For the long-baseline experiments Chooz [33] and Palo Verde [34], we applied the rescaling in Eq. (2) with the ratios  $R_{a,\text{S}}^{\text{exp}}$  given in Ref. [20], divided by the corresponding survival probability  $P_{\text{sur}}$  caused by  $\vartheta_{13}$ . For Nucifer [35] Daya Bay [8], RENO [36, 37], and Double Chooz [38] we use the ratios provided by the respective experimental collaborations.

The experimental uncertainties and their correlations listed in Table 2 have been obtained from the corresponding experimental papers. In particular:

- The Bugey-4 and Rovno91 experiments have a correlated 1.4% uncertainty, because they used the same detector [21].
- For the Rovno88 experiments we considered a 2.2% reactor-related uncertainty and a 3.1% detector-related uncertainty [30], which gives a 3.8% correlated uncertainty for each of the two groups of integral (Rovno88-1I and Rovno88-2I) and spectral (Rovno88-1S, Rovno88-2S, and Rovno88-3S) measurements. In addition, we added a correlated 2.2% reactor-related uncertainty among all the Rovno88 experiments.
- The Bugey-3 experiments have a correlated 4.0% uncertainty obtained from Tab. 9 of [21].

<sup>1</sup> Similar tables have been presented in Refs. [13, 20], following the original one of the Saclay group in Ref. [1]. Our table is an update of that in Ref. [20], where the Huber corrections [3] were not taken into account. We do not have an explanation of the difference between the values of the ratios  $R_{a,\text{SH}}^{\text{exp}}$  in our table and the corresponding ones in Table XXI in Ref. [13], which are incompatible with the cross sections per fission given in Table XX of the same Ref. [13].

$a$	Experiment	$f_{235}^a$	$f_{238}^a$	$f_{239}^a$	$f_{241}^a$	$R_{a,SH}^{\text{exp}}$	$\sigma_a^{\text{exp}}$ [%]	$\sigma_a^{\text{cor}}$ [%]	$L_a$ [m]	
1	Bugey-4	0.538	0.078	0.328	0.056	0.932	1.4	} 1.4	15	
2	Rovno91	0.606	0.074	0.277	0.043	0.930	2.8		18	
3	Rovno88-1I	0.607	0.074	0.277	0.042	0.907	6.4	} 3.8	18	
4	Rovno88-2I	0.603	0.076	0.276	0.045	0.938	6.4		18	
5	Rovno88-1S	0.606	0.074	0.277	0.043	0.962	7.3		} 2.2	18
6	Rovno88-2S	0.557	0.076	0.313	0.054	0.949	7.3			25
7	Rovno88-2S	0.606	0.074	0.274	0.046	0.928	6.8	} 3.8	18	
8	Bugey-3-15	0.538	0.078	0.328	0.056	0.936	4.2	} 4.0	15	
9	Bugey-3-40	0.538	0.078	0.328	0.056	0.942	4.3		40	
10	Bugey-3-95	0.538	0.078	0.328	0.056	0.867	15.2		95	
11	Gosgen-38	0.619	0.067	0.272	0.042	0.955	5.4	} 2.0	37.9	
12	Gosgen-46	0.584	0.068	0.298	0.050	0.981	5.4		} 3.8	45.9
13	Gosgen-65	0.543	0.070	0.329	0.058	0.915	6.7			64.7
14	ILL	1	0	0	0	0.792	9.1		8.76	
15	Krasnoyarsk87-33	1	0	0	0	0.925	5.0	} 4.1	32.8	
16	Krasnoyarsk87-92	1	0	0	0	0.942	20.4		92.3	
17	Krasnoyarsk94-57	1	0	0	0	0.936	4.2		0	57
18	Krasnoyarsk99-34	1	0	0	0	0.946	3.0		0	34
19	SRP-18	1	0	0	0	0.941	2.8	0	18.2	
20	SRP-24	1	0	0	0	1.006	2.9	0	23.8	
21	Nucifer	0.926	0.061	0.008	0.005	1.014	10.7	0	7.2	
22	Chooz	0.496	0.087	0.351	0.066	0.996	3.2	0	$\approx 1000$	
23	Palo Verde	0.600	0.070	0.270	0.060	0.997	5.4	0	$\approx 800$	
24	Daya Bay	0.561	0.076	0.307	0.056	0.946	2.0	0	$\approx 550$	
25	RENO	0.569	0.073	0.301	0.056	0.946	2.1	0	$\approx 410$	
26	Double Chooz	0.511	0.087	0.340	0.062	0.935	1.4	0	$\approx 415$	

Table 2: List of the experiments which measured the absolute reactor antineutrino flux. For each experiment numbered with the index  $a$ , the index  $k = 235, 238, 239, 241$  indicate the four isotopes  $^{235}\text{U}$ ,  $^{238}\text{U}$ ,  $^{239}\text{Pu}$ , and  $^{241}\text{Pu}$ ,  $f_k^a$  are the fission fractions,  $R_{a,SH}^{\text{exp}}$  is the ratio of measured and predicted rates,  $\sigma_a^{\text{exp}}$  is the corresponding relative experimental uncertainty,  $\sigma_a^{\text{cor}}$  is the relative systematic uncertainty which is correlated in each group of experiments indicated by the braces, and  $L_a$  is the source-detector distance.

- The Gosgen and ILL experiments have a correlated 3.8% uncertainty, because they used the same detector [24]. In addition, the Gosgen experiments have a correlated 2.0% reactor-related uncertainty [24].
- The 1987 Krasnoyarsk87-33 and Krasnoyarsk87-92 experiments have a correlated 4.1% uncertainty, because they used the same detector at 32.8 and 92.3 m from two reactors [27]. The Krasnoyarsk94-57 experiment was performed in 1990-94 with a different detector at 57.0 and 57.6 m from the same two reactors [28]. The Krasnoyarsk99-34 experiment was performed in 1997-99 with a new integral-type detector at 34 m from the same reactor of the Krasnoyarsk87-33 experiment [39]. There may be reactor-related uncertainties correlated among the four Krasnoyarsk experiments, but, taking into account the time separations and the absence of any information, we conservatively neglected them.
- Following Ref. [20], we considered the two SRP measurements as uncorrelated, because the two measurements would be incompatible with the correlated uncertainty estimated in Ref. [31].

In order to investigate which of the fluxes of the fissile isotopes is responsible for the anomaly, we consider

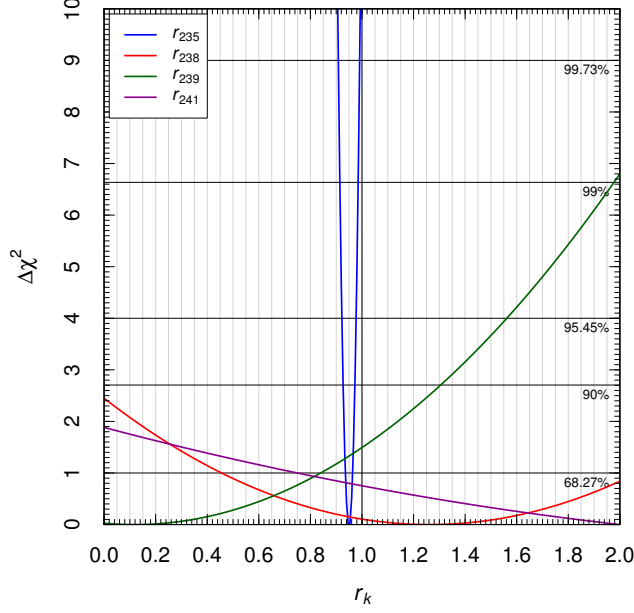


Figure 1: Marginal  $\Delta\chi^2 = \chi^2 - \chi_{\min}^2$  for the coefficients  $r_k$  of the four antineutrino fluxes obtained from the fit of the reactor antineutrino data in Table 2 with the least-squares function in Eq. (4).

the theoretical ratios

$$R_a^{\text{th}} = \frac{\sum_k f_k^a r_k \sigma_{f,k}^{\text{SH}}}{\sum_k f_k^a \sigma_{f,k}^{\text{SH}}}, \quad (3)$$

where the coefficient  $r_k$  is the needed correction for the flux of the  $k$  fissile isotope. We derive the values of the coefficients  $r_k$  by fitting the experimental ratios  $R_{a,\text{SH}}^{\text{exp}}$  with the least-squares function

$$\chi^2 = \sum_{a,b} \left( R_a^{\text{th}} - R_{a,\text{SH}}^{\text{exp}} \right) (V^{-1})_{ab} \left( R_b^{\text{th}} - R_{b,\text{SH}}^{\text{exp}} \right), \quad (4)$$

where  $V$  is the covariance matrix constructed with the uncertainties in Table 2.

The fit of the data in Table 2 gives  $\chi_{\min}^2 = 16.5$  with 22 degrees of freedom, which correspond to an excellent 78% goodness of fit. On the other hand, the null hypothesis (all  $r_k = 1$ ) has  $\chi^2 = 97.8$  with 26 degrees of freedom, which corresponds to a disastrous goodness of fit.

Figure 1 shows the marginal  $\Delta\chi^2 = \chi^2 - \chi_{\min}^2$  for the coefficients  $r_k$  of the four antineutrino fluxes obtained from the fit. One can see that the values of  $r_{238}$ ,  $r_{239}$ , and  $r_{241}$  are not sharply constrained: they are compatible with unity, but significantly different values are allowed. On the other hand,  $r_{235}$  is sharply determined by the data:

$$r_{235} = 0.950 \pm 0.014. \quad (5)$$

Therefore, we obtain the  $^{235}\text{U}$  cross section per fission  $\sigma_{f,235} = r_{235} \sigma_{f,235}^{\text{SH}}$ , given by

$$\sigma_{f,235} = (6.35 \pm 0.09) \times 10^{-43} \text{ cm}^2/\text{fission}. \quad (6)$$

This value must be compared with the calculated value in Table 1:

$$\sigma_{f,235}^{\text{SH}} = (6.69 \pm 0.14) \times 10^{-43} \text{ cm}^2/\text{fission}. \quad (7)$$

The value of  $\sigma_{f,235}$  obtained from the fit has an uncertainty that is smaller than the uncertainty of  $\sigma_{f,235}^{\text{SH}}$ . Adding the two uncertainties quadratically, there is a discrepancy of  $2.0\sigma$  between the two values.

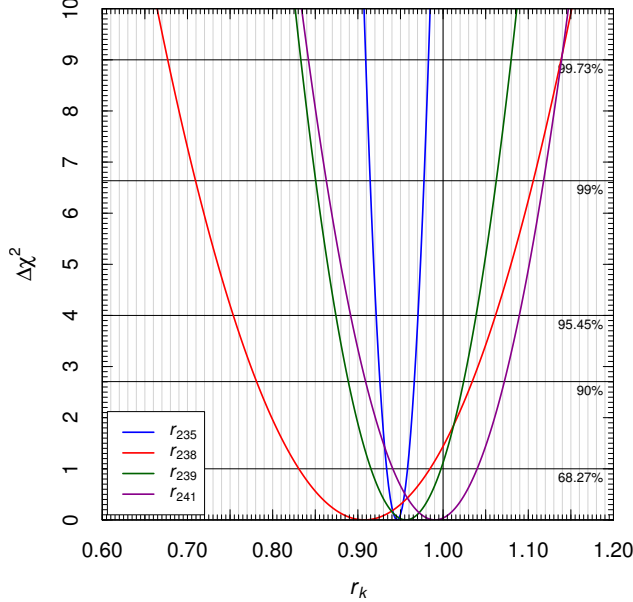


Figure 2: Marginal  $\Delta\chi^2 = \chi^2 - \chi_{\min}^2$  for the coefficients  $r_k$  of the four antineutrino fluxes obtained from the fit of the reactor antineutrino data in Table 2 with the least-squares function in Eq. (8).

However, one can question the reliability of the calculation above by noting that the large deviations from unity of the best-fit values  $r_{239}^{\text{bf}} = 0.118$  and  $r_{241}^{\text{bf}} = 3.490$ , are excessive for a physical explanation. In order to restrict the values of  $r_{238}$ ,  $r_{239}$ , and  $r_{241}$  to reasonable intervals around unity, we use the least-squares function

$$\tilde{\chi}^2 = \chi^2 + \sum_k \left( \frac{1 - r_k}{\Delta r_k} \right)^2. \quad (8)$$

Taking into account the 5% uncertainty of the reactor neutrino flux recently advocated in Refs. [40–42], we consider  $\Delta r_{235} = \Delta r_{239} = \Delta r_{241} = 0.05$ , and we slightly increase the large uncertainty of  $r_{238}$  in Table 1 by considering  $\Delta r_{238} = 0.1$ . The results of the fit are shown in Fig. 2. One can see that the values of all the ratios are now in a reasonable range around unity:

$$r_{235} = 0.946 \pm 0.012, \quad (9)$$

$$r_{238} = 0.908 \pm 0.077, \quad (10)$$

$$r_{239} = 0.956 \pm 0.041, \quad (11)$$

$$r_{241} = 0.990 \pm 0.049. \quad (12)$$

The values of  $r_{238}$ ,  $r_{239}$ , and  $r_{241}$  have still large uncertainties and they are compatible with unity. For  $r_{235}$  we obtain a result similar to that in Eq. (5), but more reliable, because of the more reasonable values of  $r_{238}$ ,  $r_{239}$ , and  $r_{241}$ . In this case, for  $\sigma_{f,235}$  we obtain

$$\sigma_{f,235} = (6.33 \pm 0.08) \times 10^{-43} \text{ cm}^2/\text{fission}. \quad (13)$$

There is now a discrepancy of  $2.2\sigma$  with the calculated value  $\sigma_{f,235}^{\text{SH}}$  in Eq. (7). The correlations between the ratios are shown in Fig. 3. One can see that there is a sizable correlation only for  $r_{238}$  and  $r_{239}$ , which are anticorrelated. The ratio  $r_{235}$  has a weak anticorrelation with  $r_{238}$  and  $r_{239}$ , whereas  $r_{241}$  is practically uncorrelated with the other ratios.

A source of uncertainty that has not been taken into account in the calculation above is the uncertainty of the fission fractions  $f_k^a$  (see the discussion in Ref. [43]). Unfortunately, there is no information on the value

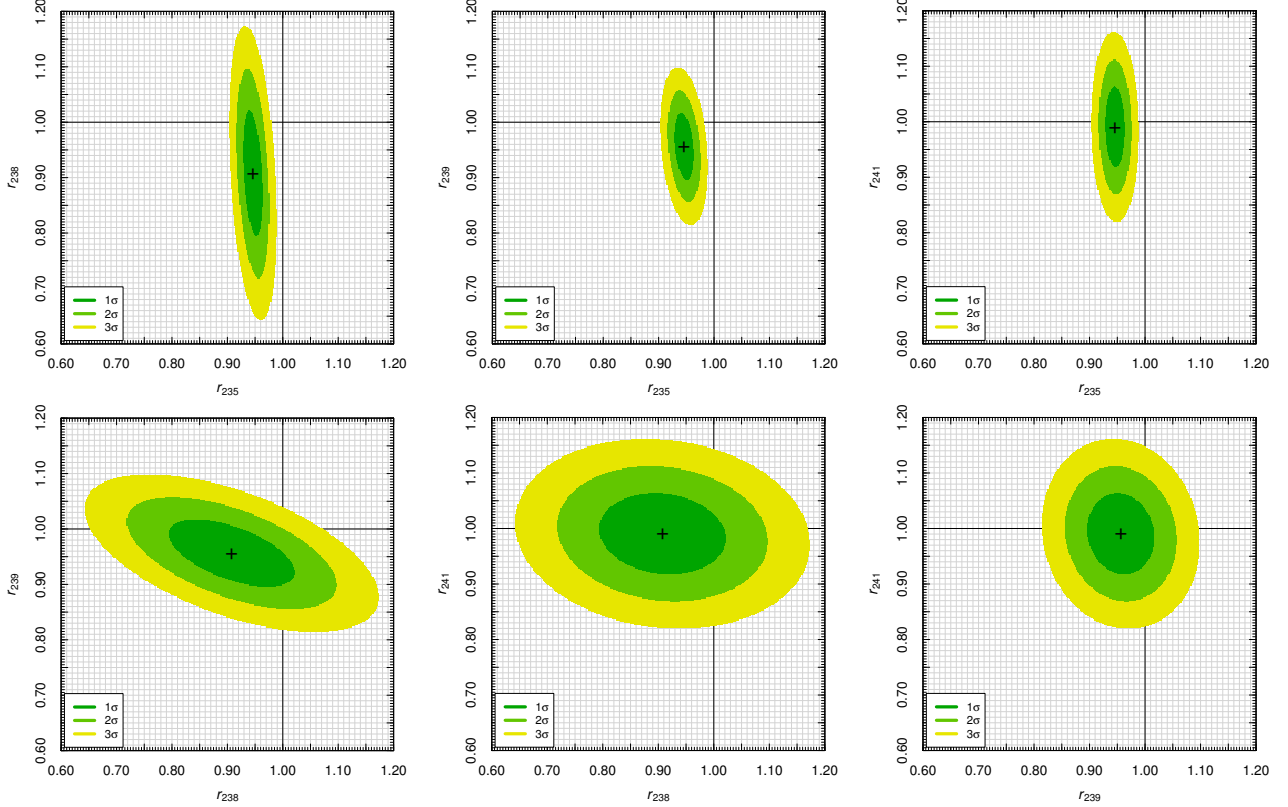


Figure 3: Allowed regions in the bidimensional planes of the different pairs of ratios  $r_{235}$ ,  $r_{238}$ ,  $r_{239}$ , and  $r_{241}$  obtained from the fit of the reactor antineutrino data in Table 2 with the least-squares function in Eq. (8).

of these uncertainties for most of the experiments listed in Table 2. Since the most significant effect on the determination of the value of  $\sigma_{f,235}$  could come from a non-pure  $^{235}\text{U}$  antineutrino spectrum in the research reactor experiments, we can estimate the effect of the uncertainty of the fission fractions by considering a variation of the fission fractions of these experiments. The SRP collaboration reported that “during the data collection period of this experiment,  $^{239}\text{Pu}$  fissions constituted less than 8% of the total fissions and  $^{238}\text{U}$  fissions less than 4%” [31]. Hence, we consider the fuel composition  $f_{235}^a = 0.88$ ,  $f_{238}^a = 0.04$ ,  $f_{239}^a = 0.08$ , and  $f_{241}^a = 0$  for the research reactor experiments ( $a = 14, \dots, 20$ ). Using the least-squares function in Eq. (8), which allows us to keep under control the values of  $r_{238}$ ,  $r_{239}$ , and  $r_{241}$ , we obtained

$$r_{235} = 0.947 \pm 0.016, \quad (14)$$

$$\sigma_{f,235} = (6.33 \pm 0.11) \times 10^{-43} \text{ cm}^2/\text{fission}. \quad (15)$$

This result is compatible with that in Eqs. (9) and (13) and shows that the determination of  $\sigma_{f,235}$  is robust.

Hence, if the reactor neutrino anomaly is due to a miscalculation of the antineutrino fluxes, it is very likely that at least the calculation of the  $^{235}\text{U}$  flux must be revised. The difference between the value of  $\sigma_{f,235}$  that we have determined and the calculated  $^{235}\text{U}$  cross section per fission  $\sigma_{f,235}^{\text{SH}}$  could be due to an unknown imperfection in the measurement of the  $^{235}\text{U}$  electron spectrum at ILL [4, 6], which was used for the calculation of  $\sigma_{f,235}^{\text{SH}}$  [2, 3].

Besides the reactor antineutrino anomaly, another intriguing puzzle was raised by the recent discovery of an excess at about 5 MeV of the reactor antineutrino spectrum in the RENO [44, 45], Double Chooz [46, 47], and Daya Bay [8, 48–50] experiments, which stimulated several studies of the uncertainty of the calculations of the reactor antineutrino fluxes [41, 51–58]. It is possible that the reactor antineutrino anomaly and the 5 MeV

bump have different explanations. However, it is intriguing that a recent comparison of the NEOS [59, 60] and Daya Bay [8] data on the reactor antineutrino spectrum found that  $^{239}\text{Pu}$  and  $^{241}\text{Pu}$  are disfavored as the single source of the 5 MeV bump and the preferred source is  $^{235}\text{U}$  [61].

A  $^{235}\text{U}$  origin of the 5 MeV bump could also help to explain the small deficit for energies between about 4.5 and 6.5 MeV of the  $^{238}\text{U}$  antineutrino flux obtained in the recent Garching measurement [7] with respect to that calculated in Ref. [2], because the Garching collaboration measured also the  $^{235}\text{U}$  electron spectrum and normalized it to the ILL spectrum in order to reduce the systematic uncertainties of the  $^{238}\text{U}$  spectrum.

Future precise reactor neutrino experiments which can test the origin of the 5 MeV bump [58, 62] may be able to shed further light on the real value of the  $^{235}\text{U}$  antineutrino flux. In particular, the new research reactor experiments PROSPECT [63], SoLid [64], and STEREO [65], which are in preparation for the search of short-baseline neutrino oscillations, may improve the determination of the  $^{235}\text{U}$  cross section per fission.

In conclusion, we have investigated which of the reactor antineutrino fluxes from the four fissile isotopes  $^{235}\text{U}$ ,  $^{238}\text{U}$ ,  $^{239}\text{Pu}$ , and  $^{241}\text{Pu}$  may be responsible for the reactor antineutrino anomaly if the anomaly is due to a flaw of the theoretical estimation of the neutrino fluxes. We have found that a flux responsible for the anomaly is the  $^{235}\text{U}$  flux, whereas the other fluxes have large uncertainties and in practice their values are undetermined by the current data. We obtained the reliable precise determination in Eq. (13) of the  $^{235}\text{U}$  cross section per fission, which is more precise than the calculated value in Eq. (7) and differs from it by  $2.2\sigma$ .

## Acknowledgments

I would like to thank A. Cabrera, E. Ciuffoli, T. Lasserre, M. Laveder, Y.F. Li, and A. Onillon for stimulating discussions. I am grateful to B. Littlejohn and P. Vogel for useful comments on the first version of this paper and to Soo-Bong Kim for information on the RENO isotopic fission fractions. This work was partially supported by the research grant *Theoretical Astroparticle Physics* number 2012CPPYP7 under the program PRIN 2012 funded by the Ministero dell'Istruzione, Università e della Ricerca (MIUR).

## References

- [1] G. Mention et al., Phys. Rev. D83 (2011) 073006, arXiv:1101.2755.
- [2] T.A. Mueller et al., Phys. Rev. C83 (2011) 054615, arXiv:1101.2663.
- [3] P. Huber, Phys. Rev. C84 (2011) 024617, arXiv:1106.0687.
- [4] K. Schreckenbach et al., Phys. Lett. B160 (1985) 325.
- [5] A.A. Hahn et al., Phys. Lett. B218 (1989) 365.
- [6] N. Haag et al., arXiv:1405.3501.
- [7] N. Haag et al., Phys.Rev.Lett. 112 (2014) 122501, arXiv:1312.5601.
- [8] Daya Bay, F. An et al., arXiv:1607.05378.
- [9] J. Kopp, M. Maltoni and T. Schwetz, Phys. Rev. Lett. 107 (2011) 091801, arXiv:1103.4570.
- [10] C. Giunti and M. Laveder, Phys.Rev. D84 (2011) 073008, arXiv:1107.1452.
- [11] C. Giunti and M. Laveder, Phys.Rev. D84 (2011) 093006, arXiv:1109.4033.
- [12] C. Giunti and M. Laveder, Phys. Lett. B706 (2011) 200, arXiv:1111.1069.
- [13] K.N. Abazajian et al., arXiv:1204.5379.

- [14] C. Giunti et al., Phys. Rev. D86 (2012) 113014, arXiv:1210.5715.
- [15] C. Giunti et al., Phys. Rev. D87 (2013) 013004, arXiv:1212.3805.
- [16] J. Kopp et al., JHEP 1305 (2013) 050, arXiv:1303.3011.
- [17] C. Giunti et al., Phys.Rev. D88 (2013) 073008, arXiv:1308.5288.
- [18] S. Gariazzo et al., J. Phys. G43 (2016) 033001, arXiv:1507.08204.
- [19] G.H. Collin et al., Nucl.Phys. B908 (2016) 354, arXiv:1602.00671.
- [20] C. Zhang, X. Qian and P. Vogel, Phys.Rev. D87 (2013) 073018, arXiv:1303.0900.
- [21] Bugey, Y. Declais et al., Phys. Lett. B338 (1994) 383.
- [22] A. Kuvshinnikov et al., JETP Lett. 54 (1991) 253.
- [23] Bugey, B. Achkar et al., Nucl. Phys. B434 (1995) 503.
- [24] CalTech-SIN-TUM, G. Zacek et al., Phys. Rev. D34 (1986) 2621.
- [25] H. Kwon et al., Phys. Rev. D24 (1981) 1097.
- [26] A. Hoummada et al., Applied Radiation and Isotopes 46 (1995) 449.
- [27] Krasnoyarsk, G.S. Vidyakin et al., Sov. Phys. JETP 66 (1987) 243.
- [28] Krasnoyarsk, G.S. Vidyakin et al., Sov. Phys. JETP 71 (1990) 424.
- [29] Krasnoyarsk, G.S. Vidyakin et al., JETP Lett. 59 (1994) 390.
- [30] A.I. Afonin et al., Sov. Phys. JETP 67 (1988) 213.
- [31] Z.D. Greenwood et al., Phys. Rev. D53 (1996) 6054.
- [32] Y.V. Kozlov et al., Phys. Atom. Nucl. 63 (2000) 1016, hep-ex/9912047.
- [33] CHOOZ, M. Apollonio et al., Eur. Phys. J. C27 (2003) 331, hep-ex/0301017.
- [34] Palo Verde, F. Boehm et al., Phys. Rev. D64 (2001) 112001, hep-ex/0107009.
- [35] NUCIFER, G. Boireau et al., Phys.Rev. D93 (2016) 112006, arXiv:1509.05610.
- [36] K.K. Joo, (2016), Talk presented at Neutrino 2016, XXVII International Conference on Neutrino Physics and Astrophysics, 4-9 July 2016, London, UK.
- [37] S.B. Kim, (2016), Private Communication.
- [38] . DoubleChooz Collaboration, (2016), Private Communication.
- [39] Y.V. Kozlov et al., Nucl. Phys. Proc. Suppl. 87 (2000) 514, hep-ex/9912046.
- [40] P. Vogel, arXiv:1603.08990.
- [41] A.C. Hayes and P. Vogel, arXiv:1605.02047.
- [42] P. Huber, (2016), Talk presented at Neutrino 2016, XXVII International Conference on Neutrino Physics and Astrophysics, 4-9 July 2016, London, UK.
- [43] Z. Djurcic et al., J. Phys. G36 (2009) 045002, arXiv:0808.0747.



- [44] RENO, S.H. Seo, AIP Conf. Proc. 1666 (2015) 080002, arXiv:1410.7987.
- [45] RENO, J. Choi et al., Phys.Rev.Lett. 116 (2016) 211801, arXiv:1511.05849.
- [46] Double Chooz, J.I. Crespo-Anadon, Nucl. Part. Phys. Proc. 265-266 (2015) 99, arXiv:1412.3698.
- [47] Double Chooz, Y. Abe et al., JHEP 1410 (2014) 86, arXiv:1406.7763.
- [48] Daya Bay, C. Zhang, AIP Conf. Proc. 1666 (2015) 080003, arXiv:1501.04991.
- [49] Daya Bay, L. Zhan, PoS NEUTEL2015 (2015) 017, arXiv:1506.01149.
- [50] Daya Bay, F.P. An et al., Phys. Rev. Lett. 116 (2016) 061801, arXiv:1508.04233.
- [51] D. Dwyer and T. Langford, Phys.Rev.Lett. 114 (2015) 012502, arXiv:1407.1281.
- [52] X. Ma et al., Mod.Phys.Lett. A31 (2016) 1650120, arXiv:1405.6807.
- [53] A. Sonzogni, T. Johnson and E. McCutchan, Phys.Rev. C91 (2015) 011301.
- [54] D.L. Fang and B.A. Brown, Phys.Rev. C91 (2015) 025503, arXiv:1502.02246.
- [55] IGISOL, A.A. Zakari-Issoufou et al., Phys. Rev. Lett. 115 (2015) 102503, arXiv:1504.05812.
- [56] A. Hayes et al., Phys. Rev. D92 (2015) 033015, arXiv:1506.00583.
- [57] P. Novella, Adv. High Energy Phys. 2015 (2015) 364392, arXiv:1512.03366.
- [58] P. Huber, Nucl.Phys. B908 (2016) 268, arXiv:1602.01499.
- [59] Y. Oh et al., (2016), Talk presented at ICHEP 2016, 38th International Conference on High Energy Physics, 3-10 August 2016, Chicago, IL, USA.
- [60] NEOS, Y. Ko et al., arXiv:1610.05134.
- [61] P. Huber, arXiv:1609.03910.
- [62] C. Buck et al., arXiv:1512.06656.
- [63] PROSPECT, J. Ashenfelter et al., J.Phys. G43 (2016) 113001, arXiv:1512.02202.
- [64] SoLid, N. Ryder, PoS EPS-HEP2015 (2015) 071, arXiv:1510.07835.
- [65] V. Helaine, arXiv:1604.08877.