

Solving Visual Madlibs with Multiple Cues

Tatiana Tommasi¹
ttommasi@cs.unc.edu

¹ University of North Carolina at
 Chapel Hill, (NC) USA

Arun Mallya²
amallya2@illinois.edu

² University of Illinois at
 Urbana-Champaign, (IL) USA

Bryan Plummer²
bplumme2@illinois.edu

Svetlana Lazebnik²
slazebni@illinois.edu

Alexander C. Berg¹
aberg@cs.unc.edu

Tamara L. Berg¹
tiberg@cs.unc.edu

Abstract

This paper focuses on answering fill-in-the-blank style multiple choice questions from the Visual Madlibs dataset. Previous approaches to Visual Question Answering (VQA) have mainly used generic image features from networks trained on the ImageNet dataset, despite the wide scope of questions. In contrast, our approach employs features derived from networks trained for specialized tasks of scene classification, person activity prediction, and person and object attribute prediction. We also present a method for selecting sub-regions of an image that are relevant for evaluating the appropriateness of a putative answer. Visual features are computed both from the whole image and from local regions, while sentences are mapped to a common space using a simple normalized canonical correlation analysis (CCA) model. Our results show a significant improvement over the previous state of the art, and indicate that answering different question types benefits from examining a variety of image cues and carefully choosing informative image sub-regions.

1 Introduction

Visual Question Answering (VQA) [1] has gained popularity in the past year with the release of several new datasets [2, 6, 9, 13, 19, 30, 34]. Recent high-profile approaches to VQA combine Convolutional Neural Networks (CNNs) and Long Short-Term Memory (LSTM) networks to generate answers for questions about an image [10, 6, 14]. Other works integrate attention mechanisms for text-guided analysis of images [22, 28, 29, 34]. In contrast to these relatively complex methods, simple CNN+Bag-of-Words [32] and multi-modal Canonical Correlation Analysis (CCA) [30] have also been shown to achieve good accuracy.

Despite the broad scope of questions and the diversity of proposed solutions for VQA, all the approaches mentioned above use image features computed by a CNN pre-trained for

image classification on the ImageNet dataset [24], for example, VGG-Net [23]. However, it is unlikely that a single network can capture the full range of information needed to correctly answer a question. Consider a question about the position of an object in an image: the answer could involve information about the overall scene (*e.g.*, it is in the kitchen), other reference objects (on the table), appearance (against the blue wall), or even details about people (behind the girl) or activities (in front of the man holding a glass), *etc.* In order to better understand an image and answer questions about it, it is necessary to leverage rich and detailed global and local information instead of relying on generic whole-image features.

This paper presents a CCA-based approach that uses a variety of cues to improve performance significantly on questions from the Visual Madlibs Dataset [60]. This dataset was created by asking people to write fill-in-the-blank descriptions for 12 question types, broadly divided into three areas: questions about image as a whole (scene identity, emotion evoked by the image, most interesting thing about the image, likely future and past events); questions about an indicated person (attribute, action, location, interaction with an indicated object); and questions about an indicated object (affordance, attribute, location). Every Madlibs question consists of an image (possibly with a ground truth mask of the indicated person or object), a sentence prompt based on the question type, and four possible answers to fill in the blank, one of which is correct. Three example questions are illustrated in Figure 1.

A few recent works have similarly attempted to leverage external knowledge, either through a rich set of different labels, or by exploiting textual resources such as DBpedia [9]. The former approach is adopted in [53] by learning an MRF model on scene category, attribute, and affordance labels over images from the SUN dataset [27]. While quite powerful on the image side, the lack of natural language integration limits the set of possible questions that may be asked of the system. The approach presented in [26] starts from multiple labels predicted from images and uses them to query Dbpedia. The obtained textual paragraphs are then coded as a feature and used to generate answers through an LSTM. Though quite interesting, this method still relies on ImageNet-trained features, missing the variety of visual cues that can be obtained from networks tuned on tasks other than object classification.

To extract diverse cues for answering Madlibs questions, we use features from CNNs trained on multiple specialized sources: the Places scene dataset [60], the HICO and MPII human activity datasets [9, 47], the MS-COCO object detection dataset [40], and the grounded image description dataset, Flickr30k Entities [48]. As detailed in Section 2.1, our networks are based on state-of-the-art architectures for image classification [23], object detection [40], and action recognition [45]. Further, we propose methods for automatically finding spatial support for mentions of persons and objects in candidate answers (Section 2.2) and for combining multiple types of cues to obtain a single score for a question and a candidate answer (Section 2.3). In Section 3, we present a thorough experimental analysis of different types of cues and combination schemes. By combining information from all cues relevant for a given question type, we achieve new state-of-the-art accuracies on all question types.

2 The Approach

We want to learn a model that maps visual information extracted from an image to the correct multiple-choice answer for a fill-in-the-blank question. This image-to-answer compatibility naturally depends on the global compatibility of whole-image cues with the answer sentence, as well as on the local compatibility of image regions and any person or object named in the answer sentence.




Figure 1: Given Visual Madlibs images and questions, our method uses multiple deep networks trained on external datasets to predict actions, attributes, scenes, and other cues. The spatial support of these cues can be an automatically detected region (left example, dashed yellow box); the whole image (middle example, red box), or a ground truth box provided with the question (right example, yellow box). Top-scoring predicted labels for the corresponding regions are shown on the bottom. We train CCA models on top of cue-specific activations and combine the CCA scores to rank candidate answers for 12 types of multiple choice questions.

Our image-to-text compatibility scores come from CCA models [8], which give us linear mappings from visual and textual features to a common latent space. On the visual side, we leverage deep networks to obtain cue-specific features from the whole image and from person/object bounding boxes. We use the activations of the last fully connected layer (fc7) or the final prediction layer of each network described in the following section as a visual representation. On the textual side, we represent each word with its word2vec feature [16] and consider the average 300-dimensional vector over the whole answer (when picking a choice) or the parsed phrases that mention people or objects (when selecting a region of interest). At test time, among the four candidate answers, we select the one that obtains the highest cosine similarity with the image features in the joint embedding space of the CCA model. To integrate multiple cues, we experiment both with low-level visual feature stacking and high-level CCA score combinations.

In the following we provide details about the architectures used to extract visual features (Sec. 2.1), the selection procedure to localize objects and persons named in the sentences (Sec. 2.2), and the strategies adopted for multi-cue combination depending on the image question type (Sec. 2.3).

2.1 Cue-Specific Models

Baseline Network (VGG). The VGG-16 network [23] trained on 1000 ImageNet categories is a standard architecture in many current works on VQA. Consistent with the original Madlibs paper [60], we consider it as the reference baseline. We obtain a 4096-dimensional feature vector by averaging fc7 activations over 10 crops.

Scene Prediction (Places). The Places dataset [61] contains about 2.5 million images belonging to 205 different scene categories. We utilize the VGG-16 network from [61] with 10-crop 4096 dimensional fc7 features to obtain information about the global scene.

Person Activity Prediction (Act. HICO, MPII). We leverage two of the largest currently available human activity image datasets: the Humans Interacting with Common Objects (HICO) dataset [9] and the MPII Human Pose Dataset [12]. HICO has 600 labels for different human-object interactions, *e.g.*, ride-bicycle or repair-bicycle. The HICO objects belong to the 80 annotated categories in the MS-COCO dataset [10]. The MPII dataset has 393 categories, including interactions with objects as well as solo human activities such as walking and running. We employ the CNN architecture introduced by Mallya and Lazebnik [15], which currently hold state-of-the-art classification accuracy on both datasets. This architecture is based on VGG-16 and combines information from a person bounding box (either ground truth or detected, depending on the question type) and the whole image. In case of multiple people in an image, the network is run independently on each person and then the features are average-pooled. As will be explained in Section 2.3, for combining multiple cues, we will experiment with 4096-dimensional fc7 activations as well as with class prediction logits (inputs to the final sigmoid/softmax layer).

Person Attribute Prediction (Attr.). We extract a rich vocabulary of describable person attributes from the Flickr30k Entities dataset [18], which links phrases in sentences to corresponding bounding boxes in images. Our vocabulary consists of 302 phrases that refer to people and occur at least 50 times in the training set, and covers references to gender (man, woman), age (baby, elderly man), clothing (man in blue shirt, woman in black dress), appearance (brunette woman, Asian man), multiple people (two men, group of people), and more. Besides having the appealing characteristic of being derived from natural language phrases, our set of attribute labels is one order of magnitude larger than that of other existing attribute datasets [4, 25]. We train a Fast-RCNN VGG-16 network [7] to predict our 302 attribute labels based on person bounding boxes (in case of group attributes, the ground truth boxes contain multiple people). To compensate for unbalanced training data, we use a weighted loss that penalizes mistakes on positive examples 10 times more than on negative examples [15]. Unlike our activity prediction network, this network can predict group attributes given a box containing multiple people. For the downstream VQA models, we will consider both the fc7 activations and the class prediction logits of this network, same as with the HICO and MPII networks. Sample outputs of the person action and attribute predictors are shown in Figure 2.

Color Prediction (Color). For questions focused on objects, color is a very salient characteristic that is not captured well by CNNs trained to recognize object categories. We follow [18] and fine-tune a Fast-RCNN VGG-16 network to predict one of 11 colors that occur at least 1,000 times in the Flickr30K Entities training set: black, red, blue, white, green, yellow, brown, orange, pink, gray, purple. The training is performed on non-person phrases to prevent confusion with color terms that refer to race. For VQA, we use the 4096-dimensional fc7 feature extracted from the object bounding box.

2.2 Image Region Selection

Some of the Madlibs question types ask about a particular object or person and provide its bounding box (*e.g.*, the rightmost example in Figure 1 asks what the person outlined in yellow is doing). Other questions, namely those related to image interestingness, future, and




Figure 2: Predicted person actions and attributes. The first and second lines below each image show the top 3 predicted actions and attributes respectively. In the case of multiple people in an image, the third line shows the top 3 attributes predicted for the whole image. (**Both** means that both of the people in the image have the same action/attribute predictions.)



Figure 3: Examples of selected person boxes based on person phrases (in red).

past, do not provide a target image region. In particular, for the left example in Figure 1, each of the four candidate answers mentions a different person or object: “the dog,” “the man,” “the child,” “the woman.” In order to pick the right choice, we need to select the best supporting regions for each of the four entity mentions and use the respective correspondence scores as part of our overall image-to-answer scoring scheme.

For Interestingness, Past, and Future questions, we first parse all answers with the Stanford parser [24] and use pre-defined vocabularies to identify NP (Noun-Phrase) chunks referring to a person or to an object. Then we apply the following region selection mechanisms for mentioned people and objects, respectively.

Person Box. We first detect people in an image using the Faster-RCNN detector [40] with




Figure 4: Examples of selected object boxes based on object phrases (in red).

the default confidence threshold of 0.8. We discard all detected boxes with height or width less than 50 pixels since in our experience they mostly contain noise and fragments. We also consider the smallest box containing all detected people, to account for cues originating from multiple people. Given an image and an answer, we attempt to select the person detection that corresponds best to the named person. For example, if an answer refers to a “young girl,” we want to select the detection window that looks the most like a young girl. To this end, we train a **Person CCA model** on the val+test set of Flickr30k Entities using person phrases and image features extracted from the corresponding person box. We represent the phrases with the 300-d average of word2vec [14] and the image regions with the 302-d vector of predictions obtained from our person attribute network (Sec. 2.1). To apply this model to the Madlibs dataset, we extract the part of the answer sentence referring to a person and select the image region with the highest similarity in the CCA embedding space. A few successful region selections are shown in Figure 3 (parsed person phrase and corresponding selected boxes are colored red). Note that in the third example, CCA selects the overall box. Thus, all the person-specific boxes are colored red with the exception of the top right one which is discarded as it is below the size threshold. In case no words referring to people are found in a choice, all person boxes are selected.

Object Box. We localize objects using the Single Shot MultiBox Detector (SSD) [15] that has been pre-trained on the 80 MS-COCO object categories. SSD is currently state-of-the-art for detection in speed and accuracy. For each Madlibs image, we consider the top 200 detections as object candidates and use the **Object CCA model** created for the phrase localization approach of [15] to select the boxes corresponding to objects named in the sentences. This model is trained on the Flickr30k Entities dataset over Fast-RCNN fc7 features and 300-d word2vec features. The top-scoring box is selected for each object phrase (Figure 4).

Person and Object Scores. The Person and Object CCA models created for image region selection can also be used to help score multiple-choice answers. For the detected people, we associate each answer with the score of the selected person box. For the objects, since the detector output is much less reliable and the cues are more noisy, we use a kernel introduced for matching sets of local features [16]: we collect all of the N object boxes from the image and the M object phrases from each answer and then compute the following score:

$$K(\text{image}, \text{answer}) = \frac{1}{N} \frac{1}{M} \sum_{i=1}^N \sum_{j=1}^M \{\cos_similarity(box_i, phrase_j)\}^p. \quad (1)$$

The parameter p assigns more relative weight to box-phrase pairs with higher similarity. We use $p = 5$ in our implementation.

2.3 Cue Integration

With the variety of features described in section 2.1 we can cover different visual aspects of the image that are relevant for different question types. For each Madlibs image, we extract the global VGG and Places representations and use either the ground truth focus region (if provided with the question type) or the region selection procedure of Section 2.2 to localize where VGG, Act., Attr., and Color features should be extracted for persons and objects. As detailed below, we then explore a variety of combination schemes, including stacking of various network outputs and forming linear combinations of scores from CCA models learned on top of different features.

Combining fc7 activations. Our most basic integration scheme is to combine the output of the vanilla global VGG network with the output of a single cue-specific network applied either to the whole image (Places), or to a person or object bounding box. To do this, we stack the 4096-d fc7 activations of the respective networks to obtain 8192-d representations. Results with this scheme will be shown in the “Baseline + X” columns of Table 1.

Combining label activations. If we want to combine the VGG baseline with the output of more than one specialized network, fc7 stacking becomes infeasible due to excessively high dimensionality. Instead, we stack lower-dimensional class prediction vectors (recall from Section 2.1 that we use logits, or values before the final sigmoid/softmax layer). Specifically, to characterize people, we concatenate the class predictions of the two action networks (HICO+MPII), or the two action networks together with the attribute network (HICO+MPII+Attr.), giving 993-d and 1295-d feature vectors, respectively. Results with this scheme will be shown in the Label Combination columns of Table 2.

CCA Score Combination. To enable even more complex cue integration, we resort to combining scores of multiple CCA models. Namely, for each of the stacked cues described above, we learn a CCA model on the training portion of the Madlibs dataset. Given a test question/answer pair, we obtain the score of each CCA model that is appropriate for that question type and linearly combine the scores with weights chosen depending on the question type. From the C available cues for that type, we manually pre-determine the one that makes the most sense (e.g., Places for person location, Color for object attribute) and assign it a weight of $(1 - (C - 1) \times 0.1)$ while all of the remaining cues get weight 0.1. Once the weighted CCA score is calculated for all the candidate answers, we choose the one with the highest score. The resulting performance will be shown in the last three columns of Table 2.

3 Experiments

As mentioned earlier, the 12 types of Madlibs questions can be broadly divided into three groups based on whether they are about the whole image, a specific person, or a specific object. In the first group there are questions related to scene, emotion, interestingness, past, and future. The second group asks questions about specified people, including attributes, activities, location, and relationship with an object. The third group asks questions about attributes, affordances, and position of a specified object. “Hard” and “Easy” versions of each question are provided with the dataset (“Hard” questions have distractor options that are more easily confused with the correct option). To start, the leftmost column of Table 1 presents accuracies for each question type when using the baseline global VGG feature, while the following columns show the performance for feature combination of the baseline

Question Type			Full Image		Person Box				Object Box	
			Baseline VGG	B. + Places	B. + VGG	B. + Act. HICO	B. + Act. MPII	B. + Attr.	B. + VGG	B. + Color
a)	Scene	Easy	88.14	89.48	—	—	—	—	—	—
		Hard	71.05	73.42	—	—	—	—	—	—
	Emotion	Easy	52.84	52.92	—	—	—	—	—	—
		Hard	40.07	39.72	—	—	—	—	—	—
	Interesting	Easy	79.53	79.74	79.92	80.82	80.51	80.04	79.61	—
		Hard	55.05	55.05	55.45	54.95	55.83	55.99	54.92	—
	Past	Easy	80.24	80.86	81.27	83.09	81.56	82.68	80.75	—
		Hard	54.35	54.64	55.74	55.61	55.57	57.74	54.82	—
	Future	Easy	80.22	80.96	81.47	82.84	81.62	83.19	81.79	—
		Hard	55.49	56.03	57.51	57.36	56.72	59.21	57.26	—
b)	Person	Easy	53.56	54.50	60.04	54.86	55.66	64.97	—	—
	Attribute	Hard	42.58	42.89	49.34	43.79	45.85	55.50	—	—
	Person	Easy	84.71	84.89	85.96	87.54	85.46	85.13	—	—
	Action	Hard	68.04	68.68	69.79	71.39	70.33	69.08	—	—
	Person	Easy	84.95	86.16	84.70	85.49	85.12	84.48	—	—
	Location	Hard	64.67	66.72	65.50	64.91	65.36	64.77	—	—
	Person Object	Easy	73.63	74.52	75.26	78.34	76.66	75.59	77.06	75.84
	Relationship	Hard	56.19	56.88	59.06	60.37	59.27	58.35	57.17	57.45
c)	Object	Easy	50.35	50.64	—	—	—	—	57.56	59.31
	Attribute	Hard	45.41	45.55	—	—	—	—	53.63	54.73
	Object	Easy	82.49	83.10	—	—	—	—	87.40	84.02
	Affordance	Hard	64.46	64.55	—	—	—	—	68.47	65.37
	Object	Easy	67.91	69.75	—	—	—	—	68.68	69.22
	Location	Hard	56.71	58.08	—	—	—	—	57.90	57.35

Table 1: Accuracy on Madlibs questions with fc7 features. The Baseline VGG column gives performance for 4096-d fc7 outputs of the standard reference network trained on Imagenet. For the columns labeled “B. + X,” the baseline fc7 features are concatenated with fc7 features of different specialized networks, yielding 8192-d representations (see Section 2.3).

with the individual cues. We want to see how using cues better suited for different question types can improve performance.

Whole-Image Questions. As shown in group (a) of Table 1, for Scene questions, using the fc7 Places features helps improve performance over the VGG baseline. Emotion questions are rather difficult to answer and we do not see much improvement by adding scene-based features. We did not attempt to use person- or object-based features for the Scene and Emotion questions since we found that only 13% (resp. 2%) of the answers to those two question types mention one of the 80 MS-COCO objects and less than 2% mention one of the 302 person labels.

On the other hand, for the Future, Past, and Interestingness questions, people and objects often play an important role: between 30% and 40% of the answers name an object and the frequency of person mentions ranges from 25% for Interestingness to about 80% for Past and Future. Thus, for these question types, we perform person and object detection and use the selection methods described in Sec. 2.2 to find relevant boxes to score a given answer. We extract four different types of fc7 features from a selected person box: VGG features from passing a resized box (224×224) as input, Act. features from the networks trained on HICO and MPII, and the Attr. features from the prediction network trained on Flickr30. We do not expect color to provide useful information to discriminate between answers, so we do not include it here. From Table 1 (a), we find that Act. and Attr. features give us improvement in accuracy with respect to the whole image baseline. The HICO network, with its large

Question Type		fc7 Combination			Label Combination		CCA Score Combination		
		Baseline VGG	Baseline + Single Best Cue		HICO + MPII	HICO + MPII + Attr.	+ Person Score	+ Obj. Score	CCA Ensemble
a)	Interesting	Easy	79.53	HICO 80.82	79.96	81.12	81.69	81.57	83.20
		Hard	55.05	Attr. 55.99	53.95	55.76	56.64	56.37	57.70
	Past	Easy	80.24	HICO 83.09	83.29	84.64	85.62	85.05	86.36
		Hard	54.35	Attr. 57.74	55.23	58.21	60.33	58.43	60.00
	Future	Easy	80.22	Attr. 83.19	83.66	85.53	85.79	85.57	86.88
		Hard	55.49	Attr. 59.21	57.58	60.61	61.85	60.63	62.39
b)	Person	Easy	53.56	Attr. 64.97	60.22	67.96	—	—	68.50
	Attribute	Hard	42.58	Attr. 55.50	46.44	55.78	—	—	55.90
	Person	Easy	84.71	HICO 87.54	87.31	87.56	—	—	88.34
	Action	Hard	68.04	HICO 71.39	71.16	71.56	—	—	71.65
	Person	Easy	84.95	Places 86.16	84.77	84.80	—	—	85.70
	Location	Hard	64.67	Places 66.72	62.65	62.80	—	—	63.92
	Person Object	Easy	73.63	HICO 78.34	77.49	77.77	—	—	78.93
	Relationship	Hard	56.19	HICO 60.37	57.91	57.96	—	—	58.63
c)	Object	Easy	50.35	Color 59.31	—	—	—	—	58.94
	Attribute	Hard	45.41	Color 54.73	—	—	—	—	54.50
	Object	Easy	82.49	Obj. VGG 87.40	—	—	—	—	87.29
	Affordance	Hard	64.46	Obj. VGG 68.47	—	—	—	—	68.37
	Object	Easy	67.91	Places 69.75	—	—	—	—	70.03
	Location	Hard	56.71	Places 58.08	—	—	—	—	58.01

Table 2: Results of combining multiple cues. Columns marked “fc7 Combination” give key results from Table 1 for reference. Columns marked “Label Combination” show results with the respectively named strategies of Section 2.3. Columns marked “+ Person Score” and “+ Obj. Score” show the results of combining the region selection scores of Section 2.2 with the HICO + MPII + Attr. CCA. The CCA Ensemble column shows the results of linearly combining all CCA scores appropriate for each question type (see text for details).

number of labels covering objects from the MS-COCO dataset, provides better results than the MPII network. However, VGG features extracted from the object regions do not help to improve over the whole-image baseline.

Person Questions. For questions about specified people, we extract features from the provided ground truth person box and report results in group (b) of Table 1. As expected, attribute features yield the best results on Attribute questions and the HICO representation improves accuracy by up to 3% over the baseline for Action questions. For Person Location, the most useful representation is the one obtained from the Places dataset. Finally, for the Person-Object Relation questions, 51% of answers name one of the 600 HICO actions, explaining the observed performance boost obtained with HICO. For the latter question type, the ground truth position of the query object is also provided: by extracting the VGG and Color features from the object box we obtain lower accuracies than with the HICO representation but higher than with the whole-image baseline.

Object Questions. For questions about specified objects, we extract features from the provided ground truth object box and report results in group (c) of Table 1. Here, the best results for Attribute questions are obtained with the Color representation, the best results for Affordance questions are obtained with the VGG representation, and the best results for Object Location are obtained with the Places representation.

Cue Integration. Table 2 reports results obtained by integrating multiple cues as described in Section 2.3. We exclude Scene and Emotion questions from the following analysis since

they do not involve persons and objects and we previously only used a single cue for them. Second and third columns reproduce the best results on the different question types, as previously reported in Table 1, and the subsequent columns compare performance obtained by integrating multiple cues via label combination and CCA score.

For questions in groups (a) and (b) of Table 2, we test the representations obtained by action (HICO+MPII) and attribute (HICO+MPII+Attr.) label combination. For HICO+MPII, we typically see a small drop in performance on whole-image questions (*i.e.*, in Interesting, Past, Future rows) and location-related questions (Person Location and Person-Object Relation), probably owing to the reduced feature dimension and loss of global contextual information as compared to the 8192-dimensional fc7 combination features. On the other hand, the HICO+MPII representation produces results comparable with the best fc7 cue for the Person Action question while being much more compact (993-d vs. 8192-d). By adding the attribute labels (HICO+MPII+Attr. column), we further improve performance, particularly for the Person Attribute question.

The last three columns of Table 2 shows the results of linearly combining multiple CCA scores as described in the last paragraph of Section 2.3.

Recall from Section 2.2 that for Interestingness, Past, and Future questions, we perform focus region selection and compute Person and Object scores measuring the compatibility of person and object mentions in answers with the selected regions. These scores also provide some useful signal for choosing the correct answer, so we combine them (with weight 0.1) with the scores from the HICO+MPII+Attr. column (with weight 0.9). The results reported in columns labeled “+ Person Score” and “+ Obj. Score” of Table 2 show small but consistent accuracy improvements, particularly for the hard questions.

Finally, we consider different CCA score ensemble depending on the question type. For Interestingness, Past, and Future questions we combine scores from CCA models trained on Places, VGG Person Box, and VGG Object Box features (as in Table 1), with the “+ Person Score” from region selection. For Person questions, we combine CCA scores from Places, VGG Person Box, and HICO+MPII+Attr. models. For Object questions, we combine CCA scores from Places, VGG Object Box, and Color models. Overall, we observe an average improvement of about 1% in accuracy for most of the questions with respect to the single best cue performance and 5% with respect to the baseline.

4 Conclusions

We have shown that features representing different facets of image content are helpful for answering multiple choice questions. This indicates that external knowledge can be successfully transferred with the help of deep networks trained on specialized datasets. Further, by attempting to match image regions with the persons/objects named in the answers, and by using an ensemble of CCA models, we have created a system that beats the previous state of the art on Visual Madlibs and establishes a stronger set of baselines for future methods to beat. As future work, besides evaluating the proposed approach with other multiple-choice question datasets and searching for other sources of external knowledge, we plan to improve our multi-cue integration method by learning combination weights for each feature.

Acknowledgments. This material is based upon work supported by the National Science Foundation under grants 1302438, 1563727, 1405822, 1444234, Xerox UAC, Microsoft Research Faculty Fellowship, and the Sloan Foundation Fellowship.

References

- [1] Jacob Andreas, Marcus Rohrbach, Trevor Darrell, and Dan Klein. Deep compositional question answering with neural module networks. In *CVPR*, 2016.
- [2] Stanislaw Antol, Aishwarya Agrawal, Jiasen Lu, Margaret Mitchell, Dhruv Batra, C. Lawrence Zitnick, and Devi Parikh. VQA: Visual Question Answering. In *ICCV*, 2015.
- [3] Sören Auer, Christian Bizer, Georgi Kobilarov, Jens Lehmann, Richard Cyganiak, and Zachary Ives. Dbpedia: A nucleus for a web of open data. In *ISWC/ASWC*, 2007.
- [4] Lubomir Bourdev, Subhransu Maji, and Jitendra Malik. Describing people: Poselet-based attribute classification. In *ICCV*, 2011.
- [5] Yu-Wei Chao, Zhan Wang, Yugeng He, Jiaxuan Wang, and Jia Deng. HICO: A Benchmark for Recognizing Human-Object Interactions in Images. In *ICCV*, 2015.
- [6] Haoyuan Gao, Junhua Mao, Jie Zhou, Zhiheng Huang, Lei Wang, and Wei Xu. Are you talking to a machine? dataset and methods for multilingual image question answering. In *NIPS*, 2015.
- [7] Ross Girshick. Fast R-CNN. In *ICCV*, 2015.
- [8] Yunchao Gong, Qifa Ke, Michael Isard, and Svetlana Lazebnik. A multi-view embedding space for modeling internet images, tags, and their semantics. *IJCV*, 2014.
- [9] Ranjay Krishna, Yuke Zhu, Oliver Groth, Justin Johnson, Kenji Hata, Joshua Kravitz, Stephanie Chen, Yannis Kalantidis, Li-Jia Li, David A Shamma, Michael Bernstein, and Li Fei-Fei. Visual genome: Connecting language and vision using crowdsourced dense image annotations. *IJCV*, 2016.
- [10] Tsung-Yi Lin, Michael Maire, Serge Belongie, James Hays, Pietro Perona, Deva Ramanan, Piotr Dollár, and C Lawrence Zitnick. Microsoft COCO: Common objects in context. In *ECCV*, 2014.
- [11] Wei Liu, Dragomir Anguelov, Dumitru Erhan, Christian Szegedy, Scott Reed, Cheng-Yang Fu, and Alexander C. Berg. SSD: Single shot multibox detector. In *ECCV*, 2016.
- [12] Siwei Lyu. Mercer kernels for object recognition with local features. In *CVPR*, 2005.
- [13] Mateusz Malinowski and Mario Fritz. A multi-world approach to question answering about real-world scenes based on uncertain input. In *NIPS*, 2014.
- [14] Mateusz Malinowski, Marcus Rohrbach, and Mario Fritz. Ask your neurons: A neural-based approach to answering questions about images. In *NIPS*, 2015.
- [15] Arun Mallya and Svetlana Lazebnik. Learning models for actions and person-object interactions with transfer to question answering. In *ECCV*, 2016.
- [16] Tomas Mikolov, Ilya Sutskever, Kai Chen, Greg S Corrado, and Jeff Dean. Distributed representations of words and phrases and their compositionality. In *NIPS*, 2013.

- [17] Leonid Pishchulin, Mykhaylo Andriluka, and Bernt Schiele. Fine-grained activity recognition with holistic and pose based features. In *GCPR*, 2014.
- [18] Bryan A. Plummer, Liwei Wang, Chris M. Cervantes, Juan C. Caicedo, Julia Hockenmaier, and Svetlana Lazebnik. Flickr30k entities: Collecting region-to-phrase correspondences for richer image-to-sentence models. *arXiv preprint*, abs/1505.04870, 2015.
- [19] Mengye Ren, Ryan Kiros, and Richard Zemel. Exploring models and data for image question answering. In *NIPS*, 2015.
- [20] Shaoqing Ren, Kaiming He, Ross Girshick, and Jian Sun. Faster r-cnn: Towards real-time object detection with region proposal networks. In *NIPS*, 2015.
- [21] Olga Russakovsky, Jia Deng, Hao Su, Jonathan Krause, Sanjeev Satheesh, Sean Ma, Zhiheng Huang, Andrej Karpathy, Aditya Khosla, Michael Bernstein, Alexander C. Berg, and Li Fei-Fei. ImageNet Large Scale Visual Recognition Challenge. *IJCV*, 2015.
- [22] Kevin J Shih, Saurabh Singh, and Derek Hoiem. Where to look: Focus regions for visual question answering. In *CVPR*, 2015.
- [23] Karen Simonyan and Andrew Zisserman. Very deep convolutional networks for large-scale image recognition. In *ICLR*, 2015.
- [24] Richard Socher, John Bauer, Christopher D. Manning, and Andrew Y. Ng. Parsing With Compositional Vector Grammars. In *ACL*. 2013.
- [25] Patrick Sudowe, Hannah Spitzer, and Bastian Leibe. Person attribute recognition with a jointly-trained holistic cnn model. In *ICCV'15 ChaLearn Looking at People Workshop*, 2015.
- [26] Q. Wu, P. Wang, C. Shen, A. Dick, and A. van den Hengel. Ask me anything: free-form visual question answering based on knowledge from external sources. In *CVPR*, 2016.
- [27] Jianxiong Xiao, James Hays, Krista A Ehinger, Aude Oliva, and Antonio Torralba. SUN database: Large-scale scene recognition from abbey to zoo. In *CVPR*, 2010.
- [28] Huijuan Xu and Kate Saenko. Ask, attend and answer: Exploring question-guided spatial attention for visual question answering. *arXiv preprint*, abs/1511.05234, 2015.
- [29] Zichao Yang, Xiaodong He, Jianfeng Gao, Li Deng, and Alexander J. Smola. Stacked attention networks for image question answering. In *CVPR*, 2016.
- [30] Licheng Yu, Eunbyung Park, Alexander C. Berg, and Tamara L. Berg. Visual Madlibs: Fill in the blank Image Generation and Question Answering. In *ICCV*, 2015.
- [31] Bolei Zhou, Agata Lapedriza, Jianxiong Xiao, Antonio Torralba, and Aude Oliva. Learning deep features for scene recognition using places database. In *NIPS*, 2014.
- [32] Bolei Zhou, Yuandong Tian, Sainbayar Sukhbaatar, Arthur Szlam, and Rob Fergus. Simple baseline for visual question answering. *arXiv preprint*, abs/1512.02167, 2015.

-
- [33] Yuke Zhu, Ce Zhang, Christopher Ré, and Li Fei-Fei. Building a large-scale multi-modal knowledge base for visual question answering. *arXiv preprint*, abs/1507.05670, 2015.
 - [34] Yuke Zhu, Oliver Groth, Michael Bernstein, and Li Fei-Fei. Visual7W: Grounded Question Answering in Images. In *CVPR*, 2016.