

Multiple-parameter bifurcation analysis in a Kuramoto model with time delay and distributed shear

Ben Niu, Jiaming Zhang, Junjie Wei*

*Department of Mathematics,
Harbin Institute of Technology (Weihai),
Weihai 264209, P.R. China*

(Dated: August 29, 2018)

Abstract

Time delay effect and distributed shear are both considered in the Kuramoto model. On the Ott-Antonsen's manifold, through analyzing the associated characteristic equation of the reduced functional differential equation, the stability boundary of incoherent state is derived in multiple-parameter space. Moreover, very rich dynamical behavior such as stability switches inducing synchronization switches can occur in this equation. With the loss of stability, Hopf bifurcating coherent states arise, and the criticality of the Hopf bifurcations is determined by applying the normal form theory and the center manifold theorem. On one hand, theoretical analysis indicates that the spread of shear and time delay can both eliminate the synchronization then lead the Kuramoto model to incoherence. On the other, delay can induce several coexisting coherent states. Finally, some numerical simulations are given to support the obtained results where several bifurcation diagrams are drawn, and the effect of time delay and shear is discussed.

* weijj@hit.edu.cn

I. INTRODUCTION

The Kuramoto model, first proposed in [1, 2], is a mathematical model used to describe synchronization[3]. More specifically, it models the behavior of the phase of a large set of weakly coupled, near identical oscillators [4–7]. Its formulation was motivated by the behavior of systems of chemical and biological oscillators, and it has been found widespread applications such as in neuroscience [8–10], oscillating flame dynamics [11, 12], and some physical systems, such as Josphon junctions [13].

The most simple form of the Kuramoto model has the following governing equations,

$$\frac{d\theta_i}{dt} = \omega_i + \frac{K}{N} \sum_{j=1}^N \sin(\theta_j - \theta_i), i = 1 \cdots N, \quad (1)$$

where the system is composed of N phase oscillators.

The nonisochronicity, or shear we say, is an important factor in forming spatial-temporal patterns in oscillatory system, which quantifies the dependence of the frequency on the amplitude of oscillations, and can also induce very rich dynamical behaviors in ensembles of identical or near identical oscillators[14, 15]. Montbrio and Pazo [16] have analyzed the Kuramoto model with distributed shear and showed that the onset of collective synchronization is impossible if the width of the shear distribution exceeds a precise threshold. Kuramoto model with shear was also studied in [17–19] and the references there in.

Time delay is another important factor in coupled systems. In the real world, every items always takes some time lag to interact with others. As we all know, time delay is ubiquitous in many fields, such as the control theory, ecology, mechanics, management science, physics, neural, etc [20, 21, 36]. Recently, there also has been extensive interest in the delay effect on the dynamical behavior of the Kuramoto model [10, 23–29]. So far, Kuramoto model with shear and time delay effect has not been well studied yet.

In this paper, we combine time delay effect and shear in a Kuramoto system and the model reads

$$\dot{\theta}_j(t) = \omega_j + Kq_j + \frac{K}{N} \sum_{k=1}^N [\sin(\theta_k(t - \tau) - \theta_j(t)) - q_j \cos(\theta_k(t - \tau) - \theta_j(t))] \quad (2)$$

where ω_i 's are randomly distributed frequencies, K is the coupling strength, and q_j 's are randomly distributed shears which characterize the effect of oscillation away from the unit

circle on the rotation frequency. Using the Euler formula, we can cast (2) in a more compact form [16]:

$$\dot{\theta}_j(t) = \omega_j + Kq_j + KR(t - \tau)[\sin(\Psi(t - \tau) - \theta_j(t)) - q_j \cos(\Psi(t - \tau) - \theta_j(t))] \quad (3)$$

Here, the complex order parameter $r(t) = R(t)e^{i\psi(t)} = N^{-1} \sum_{k=1}^N e^{i\theta_k(t)}$ is the mean field and measures the degree to which the oscillators are bunched in phase.

As stated in [16], the synchronization transition in (2) or (3) fails in case of large spread of shear distribution in the absence of time delay. Also as known to all time delay will also induce synchronization transition in Kuramoto model[26, 27]. Thus in this paper we will study the effect of delay together with shear on the synchronization transition from the bifurcation approach. The idea is followed by [19] based on the Ott-Antonsen's manifold reduction [31, 32]. Kuramoto model (3) can be reduced into a functional differential equation on a submanifold of the phase space. Trivial equilibrium stands for incoherent state whereas nontrivial periodic oscillations indicate synchronized oscillations of the Kuramoto model. The transition can be described by Hopf bifurcations which will be discussed in the parameter space consisting of delay and shear.

Through some rigorous bifurcation analysis, we find that time delay can have very important impact on the system dynamics: compared with the previous results in [16–18], time delay will further prevent synchronization in some cases and will also induce several coexisting coherent states. These bifurcation phenomena are investigated both theoretically and numerically in this paper.

The rest of this paper will be organized as follows. In Section 2, we shall use the Ott-Antonsen method to reduce the original oscillator system and obtain the corresponding functional differential equations. In Section 3, we shall consider the stability of the equilibrium and the existence of the local Hopf bifurcation. In Section 4, the stability and direction of periodic solutions bifurcating from Hopf bifurcations are investigated by using the normal form theory and the center manifold theorem due to [30]. In Section 5, numerical simulations are carried out to support the obtained results.

II. OTT-ANTONSEN'S MANIFOLD REDUCTION

In this section, Ott-Antonsen's method is employed to study delayed Kuramoto model with shear. The approach is actually a direct extension of the method in [16–18, 31, 32] thus we only give some key steps. To analyze model (3) we adopt its thermodynamic limit $N \rightarrow \infty$, then drop the indices and introduce the probability density for the macroscopical phases $f(\theta, \omega, q, t)$ [33], which represents the ratio of oscillators with phases between θ and $\theta + d\theta$, natural frequencies between ω and $\omega + d\omega$, and shear between q and $q + dq$. Hence the density f must obey the continuity equation

$$\partial_t f = -\partial_\theta \left\{ \left[\omega + Kq + \frac{K}{2i} [r(t-\tau)e^{-i\theta(t-\tau)}(1-iq) - c.c.] \right] f \right\} \quad (4)$$

where c.c. stands for complex conjugate of the preceding term, and the complex-valued order parameter is

$$r(t) = \int_{-\infty}^{\infty} \int_{-\infty}^{\infty} \int_0^{2\pi} e^{i\theta} f(\theta, \omega, q, t) d\theta d\omega dq \quad (5)$$

If the phases are uniformly distributed, we know $r(t)$ vanishes to zero. This state is customarily referred to as incoherence or incoherent state. Similarly $|r(t)| = 1$ stands for the completely synchronized states, and $|r(t)| \in (0, 1)$ the partially synchronized states. Since $f(\theta, \omega, q, t)$ is a real function and 2π -periodic in the θ variable, we know it admits the Fourier expansion

$$f(\theta, \omega, q, t) = \frac{p(\omega, q)}{2\pi} \sum_{l=-\infty}^{\infty} f_l(\omega, q, t) e^{il\theta} \quad (6)$$

where $f_l = f_{-l}^*$, $f_0 = 1$, the " * " stands for the complex conjugate, and $p(\omega, q)$ is the joint probability density function of ω and q . The first order Fourier term f_1 is important because it determines the order parameter

$$r^*(t) = \int_{-\infty}^{\infty} \int_{-\infty}^{\infty} p(\omega, q) f_1(\omega, q, t) d\omega dq. \quad (7)$$

Inserting the Fourier series (6) into the continuity equation we obtain the following equation

$$\partial_t f_l = -il(\omega + Kq) f_l + \frac{Kl}{2} [r^*(t-\tau)(1+iq) f_{l-1} - r(t-\tau)(1-iq) f_{l+1}] \quad (8)$$

which govern the dynamics of Kuramoto model. Ott and Antonsen [31, 32] found that the ansatz

$$f_l(\omega, q, t) = \alpha(\omega, q, t)^l \quad (9)$$

is a particular and important solution of the Kuramoto model which can eliminate the ω -variable without loss of generality.

In this paper, we further assume the frequency and the shear are independent and both obey the Lorentzian distribution with mean ω_0 and q_0 , and the width δ and γ , respectively. That is, $g_1(\omega) = \frac{\delta/\pi}{(\omega-\omega_0)^2+\delta^2}$, $g_2(q) = \frac{\gamma/\pi}{(q-q_0)^2+\gamma^2}$, and $p(\omega, q) = g_1(\omega)g_2(q)$. Integrating (7) with residue theorem we have $r^*(t) = \alpha(\omega, q, t)$. Substitute $\omega^p = \omega_0 - i\delta$ and $q^p = q_0 - i\gamma$ into Eq.(8), then we can get

$$\dot{r}(t) = i[\omega_0 + i\delta + K(q_0 + i\gamma)]r(t) + \frac{K}{2}\{r(t - \tau)[1 - i(q_0 + i\gamma)] - r^*(t - \tau)[1 + i(q_0 + i\gamma)]r^2(t)\} \quad (10)$$

This is a delay differential equation, which characterizes the dynamical behavior of (3), as proved in [31, 32].

III. STABILITY AND BIFURCATION ANALYSIS

The characteristic equation of the linearization of (10), around the trivial equilibrium (incoherence), is,

$$\lambda + (\delta + K\gamma) - \frac{K}{2}(1 + \gamma)e^{-\lambda\tau} - i(\omega_0 + Kq_0) + i\frac{Kq_0}{2}e^{-\lambda\tau} = 0 \quad (11)$$

Based on the stability theory of the functional differential equations, if all the roots of Eq.(11) have negative real parts, then the zero solution of system (10) is always asymptotically stable, which means that the Kuramoto model will remain in a incoherent state in the sense of small perturbations. If system (10) has the asymptotically stable periodic solution which is bifurcated from Hopf bifurcation after Eq.(11) has purely imaginary roots, then the Kuramoto model will exhibit partial synchronization. This Hopf bifurcation gives the critical value of the synchronization transition of the Kuramoto model.

For simplifying notations, we set $a = -(\delta + K\gamma)$, $b = \frac{K}{2}(1 + \gamma)$, $c = \omega_0 + Kq_0$, $d = \frac{Kq_0}{2}$, Eq.(11) becomes

$$\lambda - a - be^{-\lambda\tau} - ic + ide^{-\lambda\tau} = 0 \quad (12)$$

When $\tau = 0$, Eq.(12) becomes $\lambda - (a + b) - i(c - d) = 0$. Without of loss generality, we always consider the case with $a + b \neq 0$ or $c - d \neq 0$ such that zero is not a root of (12), then the transition is via Hopf bifurcations. Obviously, the root of Eq.(12) with $\tau = 0$ has negative real part when $a + b < 0$, and positive real part when $a + b > 0$.

If $\tau > 0$, suppose that $i\beta(\beta \neq 0)$ is a root of Eq.(12). Substituting $i\beta$ into Eq.(12) and separating the real and imaginary parts give

$$\begin{aligned} b \cos \beta\tau - d \sin \beta\tau &= -a \\ d \cos \beta\tau + b \sin \beta\tau &= c - \beta \end{aligned} \tag{13}$$

Hence $b^2 + d^2 = a^2 + (c - \beta)^2$. Obviously, we have

$$\beta = \beta_{\pm} = c \pm \sqrt{b^2 + d^2 - a^2}$$

Choose $\tau = \tau_j^{\pm} > 0, j = 0, 1, \dots$, such that $|\tau_j^{\pm}\beta_{\pm}| \in [2j\pi, 2(j+1)\pi)$, and (13) holds true. Let $\lambda(\tau) = \alpha(\tau) + i\beta(\tau)$ be the root of Eq.(12) satisfying $\alpha(\tau_j^{\pm}) = 0$ and $\beta(\tau_j^{\pm}) = \beta_{\pm}$.

Lemma 1. *The transversality condition is given by*

$$\alpha'(\tau_j^+) \begin{cases} > 0, \text{ if } \beta_+ > 0 \\ < 0, \text{ if } \beta_+ < 0 \end{cases} \quad \text{and} \quad \alpha'(\tau_j^-) \begin{cases} < 0, \text{ if } \beta_- > 0 \\ > 0, \text{ if } \beta_- < 0 \end{cases}$$

Proof. Substituting $\lambda(\tau)$ into Eq.(12) and taking the derivative with respect to τ at $\tau = \tau_j^{\pm}$, respectively, we have

$$\frac{d\lambda}{d\tau} = \frac{\beta\{(\beta - c) - i[(\tau a - 1)a + (\beta - c)^2\tau]\}}{(1 - \tau a)^2 + [\tau(\beta - c)]^2}$$

Considering the real part

$$\alpha'(\tau_j^{\pm}) = \frac{\beta_{\pm}(\beta_{\pm} - c)}{(1 - \tau a)^2 + [\tau(\beta_{\pm} - c)]^2}$$

Together with the fact $\beta_+ - c > 0$ and $\beta_- - c < 0$, the proof is complete. \square

From the discussion above we know that, under the assumption $b^2 + d^2 > a^2$, there are two sequences of critical values of τ , $\{\tau_j^+\}$ and $\{\tau_j^-\}$, where Eq.(3.2) has a purely imaginary root when $\tau = \tau_j^{\pm}$, respectively. We reorder $\{\tau_j^+\} \cup \{\tau_j^-\}$ as $\{\tau_j\}$ so that $\tau_0 < \tau_1 < \tau_2 < \dots$. Clearly, $\tau_0 = \min\{\tau_0^+, \tau_0^-\}$.

Summarizing the above analysis, from the result of [34, 35], we have the following results:

Lemma 2. *1. Suppose $a + b < 0$ holds true,*

(a) If $b^2 + d^2 - a^2 < 0$, then all the roots of Eq.(11) have negative real parts.

(b) If $b^2 + d^2 - a^2 > 0$ and $a^2 + c^2 - b^2 - d^2 \leq 0$ hold, then exists $\tau_0 > 0$ such that all the roots of Eq.(11) have negative real parts when $\tau \in [0, \tau_0)$, and Eq.(11) has at least one root with positive real part when $\tau > \tau_0$.

(c) If $b^2 + d^2 - a^2 > 0$ and $a^2 + c^2 - b^2 - d^2 > 0$ hold, then exists an integer n such that all the roots of Eq.(11) have negative real parts when $\tau \in [0, \tau_0) \cup \left(\bigcup_{j=1}^n (\tau_{2j-1}, \tau_{2j}) \right)$, and Eq.(11) has at least one root with positive real part when $\tau \in \left(\bigcup_{j=0}^{n-1} (\tau_{2j}, \tau_{2j+1}) \right) \cup (\tau_{2n}, \infty)$.

2. Suppose that $a + b > 0$ is satisfied, if $b^2 + d^2 - a^2 > 0$ and $a^2 + c^2 - b^2 - d^2 > 0$ hold, Eq.(11) has a root with positive real part when $\tau \in [0, \tau_0)$.

(a) If $\tau_0 = \tau_0^+$, then Eq.(11) has at least one root with positive real part for all $\tau \geq 0$.

(b) If $\tau_0 = \tau_0^-$, then there exists an integer n such that all the roots of Eq.(11) have negative real parts when $\tau \in \bigcup_{j=0}^{n-1} (\tau_{2j}, \tau_{2j+1})$, and Eq.(11) has at least one root with positive real part when $\tau \in [0, \tau_0) \cup \left(\bigcup_{j=1}^{n-1} (\tau_{2j-1}, \tau_{2j}) \right) \cup (\tau_{2n-1}, \infty)$.

The following main theorem summarizes the stability and Hopf bifurcation results at the trivial equilibrium,

Theorem 1. For system (10), we have

1. Suppose that $a + b < 0$ is satisfied.

(a) If $b^2 + d^2 - a^2 < 0$ holds, then the zero solution of system (10) is always asymptotically stable, for $\tau > 0$.

(b) If $b^2 + d^2 - a^2 > 0$ and $a^2 + c^2 - b^2 - d^2 \leq 0$ hold, then the zero solution of system (10) is asymptotically stable when $\tau \in [0, \tau_0)$, and unstable when $\tau > \tau_0$. The system (10) undergoes a Hopf bifurcation at the origin when $\tau = \tau_j, j = 0, 1, \dots$

(c) If $b^2 + d^2 - a^2 > 0$ and $a^2 + c^2 - b^2 - d^2 > 0$ hold, then there exists an integer n such that the zero solution of system (10) is asymptotically stable when $\tau \in [0, \tau_0) \cup \left(\bigcup_{j=1}^n (\tau_{2j-1}, \tau_{2j}) \right)$, and unstable when $\tau \in \left(\bigcup_{j=0}^{n-1} (\tau_{2j}, \tau_{2j+1}) \right) \cup (\tau_{2n}, \infty)$. The system (10) undergoes a Hopf bifurcation at the origin when $\tau = \tau_j, j = 0, 1, \dots$

2. Suppose that $a + b > 0$ is satisfied. If $b^2 + d^2 - a^2 > 0$ and $a^2 + c^2 - b^2 - d^2 > 0$ hold, then the zero solution of system (10) is unstable when $\tau \in [0, \tau_0)$. More precisely,

(a) If $\tau_0 = \tau_0^+$, then the zero solution of system (10) is unstable for all $\tau \geq 0$.

(b) If $\tau_0 = \tau_0^-$, then there exists an integer such that the zero solution is asymptotically stable when $\tau \in \bigcup_{j=0}^{n-1} (\tau_{2j}, \tau_{2j+1})$, and unstable when $\tau \in [0, \tau_0) \cup (\bigcup_{j=1}^{n-1} (\tau_{2j-1}, \tau_{2j})) \cup (\tau_{2n-1}, \infty)$.

The system (10) undergoes a Hopf bifurcation at the origin when $\tau = \tau_j, j = 0, 1, \dots$

Remark 1. The conditions given in Theorem 1 are expressed by a, b, c and d . In Figure 1, we show these conditions graphically. On the left side of the curve $a + b = 0$, the region is divided into three parts: the blue region is the absolutely stable region, i.e., for any time delay the incoherence is stable; in the white-red region the incoherence is stable for small delay and synchronization transition appears at a certain critical value τ_0 ; the white part indicates synchronization switches as shown in Theorem 1(1)(c). The absolutely stable region becomes larger as increasing the spread γ . On the right side of the curve, the coherent state is stable for $\tau = 0$ and there exists a region (colored white-red) where synchronization switches may appear as stated in Theorem 1 (2)(b).

IV. DIRECTION AND STABILITY OF HOPF BIFURCATION

In Section 3, we have obtained the stability of the system and a group of conditions which guarantee that the equation undergoes Hopf bifurcation at some critical values of τ . In this section, we shall study the direction and stability of the bifurcating periodic solutions. The method we used is based on the normal form method and the center manifold theory presented in Hassard et al [30]. We shall compute the center manifold construction of system (10) at $\tau = \bar{\tau} \in \{\tau_j^\pm, j = 0, 1, \dots\}$.

The following variable can be calculated as shown in the Appendix:

$$\begin{aligned} c_1(0) &= \frac{i}{2\beta_0} [g_{11}g_{20} - 2|g_{11}|^2 - \frac{|g_{02}|^2}{3}] + \frac{g_{21}}{2} \\ \mu_2 &= -\frac{\text{Re}c_1(0)}{\alpha'(\bar{\tau})} \\ \beta_2 &= 2\text{Re}c_1(0) \\ \tau_2 &= -\frac{\text{Im}c_1(0) + \mu_2\beta'(\bar{\tau})}{\beta_0} \end{aligned}$$

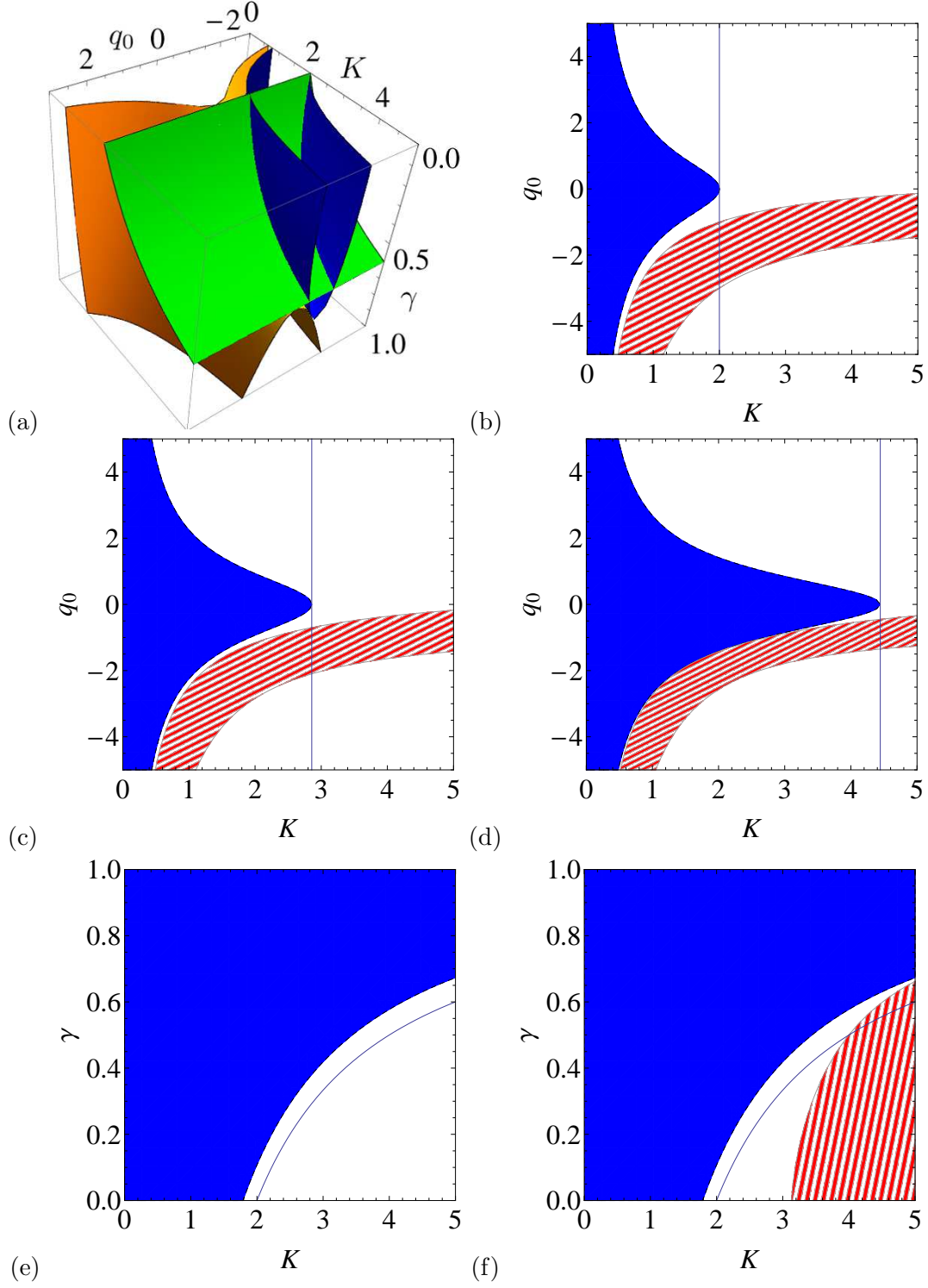


FIG. 1. $\omega_0 = 3$, $\delta = 1$. (a) the critical surfaces in $q_0 - K - \gamma$ space. Green surface stands for $a + b = 0$, yellow surface $b^2 + d^2 - a^2 = 0$, and blue surface $a^2 + c^2 - b^2 - d^2 = 0$. (b-f): The critical curve $a + b = 0$ (the black curve), the region $b^2 + d^2 - a^2 < 0$ (color blue) and the region $a^2 + c^2 - b^2 - d^2 < 0$ (color white-red). (b-d): $\gamma = 0, 0.3, 0.55$. (e-f): $q_0 = 0.5, -0.5$

Based on [30] and [37], we have the following results.

Theorem 2. *If $\mu_2 > 0$ (resp. < 0), then the direction of the Hopf bifurcation of system (14) at the origin when $\tau = \bar{\tau}$ is supercritical (resp. subcritical). If $\beta_2 < 0$ (resp. > 0), then the bifurcating solution on the center manifold is asymptotically (resp. unstable). If $\tau_2 > 0$ (resp. < 0), the period of the bifurcating periodic solutions increases (resp. decreases).*

Remark 2. *Assume the incoherence is stable when $\tau = 0$, and Hopf bifurcation occurs at $\bar{\tau}$. By using the global Hopf bifurcation results (see [19, 22]), we know there will always exist hysteresis loop near the subcritical bifurcations. This will be shown in the simulation part such as Figure 3(a).*

V. NUMERICAL EXAMPLES

In this section, we shall perform some numerical simulations to illustrate our theoretical analysis. The synchronization transition of Kuramoto model with time delay and shears is simulated.

A. Single-parameter bifurcations

We first give some numerical simulations about the reduced model (10) when varying one parameter.

Choosing $K = 1$, $\omega_0 = 3$, $\delta = 0.1$, $q_0 = 0.5$, $\gamma = 0.5$, which satisfies the condition of Theorem 1(2)(b), and letting τ vary, we have a bifurcation diagram shown in Figure 2(a). By using DDE-Biftool [38, 39] and computing the numbers of Floquet exponents of periodic solutions with positive real part, the order parameters $r_{inf} = |r(\infty)|$ and stability of periodic solutions of (10) (i.e., stability of the coherent states of (3)) are shown. Stable periodic orbits are labeled by black circles, unstable (1/2/3/4 Floquet exponents with positive real part) periodic orbits are labeled by blue/cyan/red/magenta circles, respectively. The order parameters by integrating the Kuramoto model (2) with $N = 500$ are marked by blue stars. When $\tau = 0$, $|r(\infty)| \approx 0.8$, the system (10) exhibits partially coherent state. As τ increases, $|r(\infty)|$ first reduces to 0, which means the system becomes incoherent, then the system switches between the coherent state and the incoherent state, i.e., the synchronization switches appear. We find it supports the Theorem 1(2)(b). In Figure 2(b) we calculate the

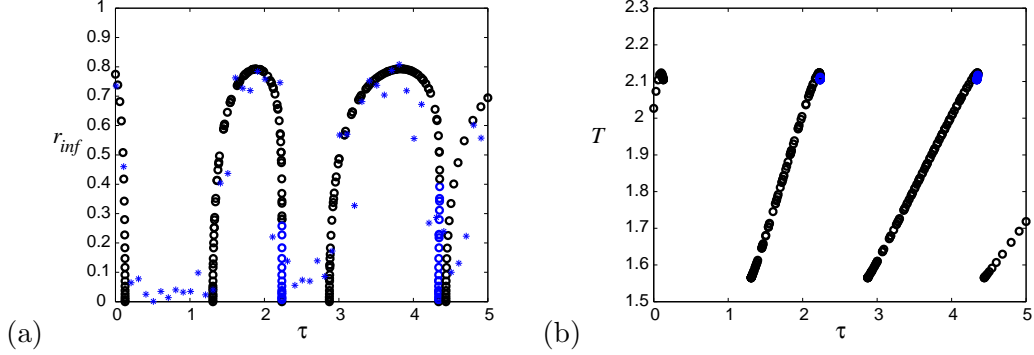


FIG. 2. (a) The bifurcation diagram of Eq.(10). (b) The period of the corresponding bifurcating solutions of Eq.(10). Here we use $K = 1$, $\omega_0 = 3$, $\delta = 0.1$, $q_0 = 0.5$, $\gamma = 0.5$ and r_{inf} stands for $|r(\infty)|$. Stable periodic orbits are labeled by black circles and unstable (1 Floquet exponent with positive real part) periodic orbits are labeled by blue circles. The order parameters by integrating the Kuramoto model (2) with $N = 500$ are marked by blue stars.

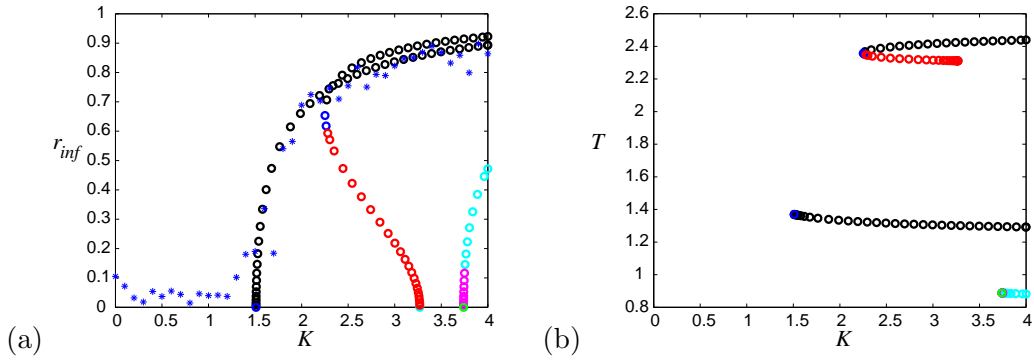


FIG. 3. (a) The bifurcation diagram of Eq.(10). (b) The period of the bifurcating solutions of Eq.(10). The parameters are $\omega_0 = 3$, $\delta = 0.1$, $q_0 = 0.5$, $\gamma = 0.5$ and $\tau = 2.5$.

period of the branches of bifurcating periodic solutions, hence these numerical simulations verify the results in Theorem 2.

Similarly, if we fix $\tau = 2.5$ and let K vary, we obtain simulation results in Figure 3. We find that the system (10) exhibits incoherent state when K is low and it exhibits partially coherent state when K exceeds a precise threshold, which supports the obtained result in literature [16]. Two branches of coherent states with similar order parameters (shown in Figure 3(a) with black circles) have different periods (shown in Figure 3 (b)).

If we fix $\tau = 2$ and 4.4 respectively, and let γ vary, we obtain simulation results in

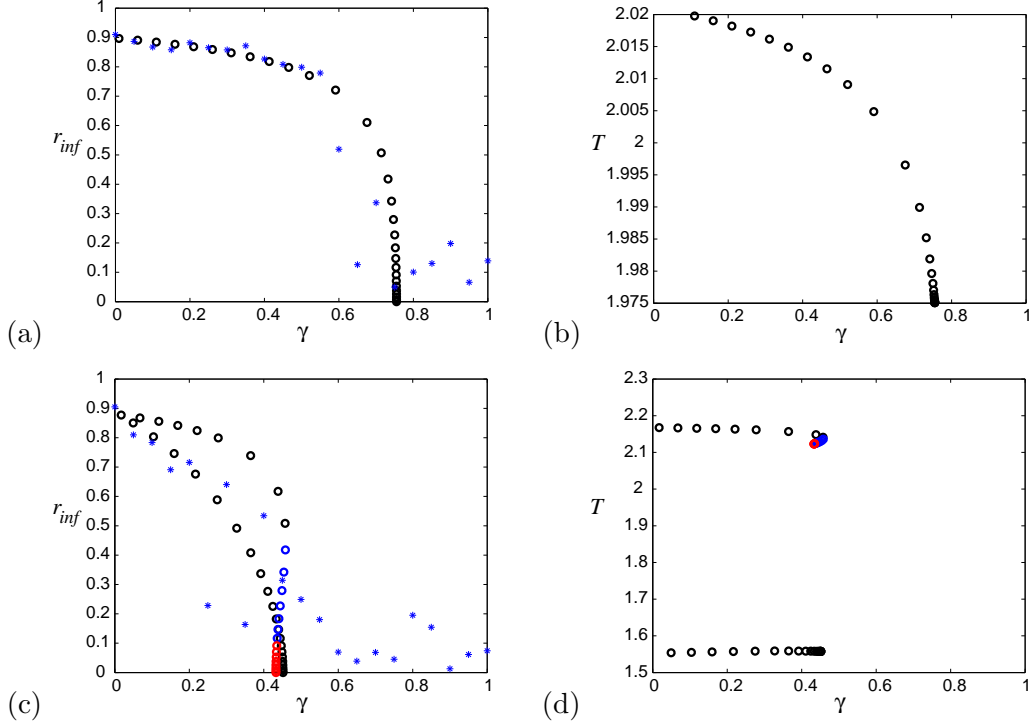


FIG. 4. The bifurcation diagram of Eq.(10) is shown in (a) $\tau = 2$ and (c) $\tau = 4.4$. The period of the bifurcating solutions is shown in (b) $\tau = 2$ and (d) $\tau = 4.4$. $K = 1$, $\omega_0 = 3$, $\delta = 0.1$ and $q_0 = 0.5$.

Figure 4. We find that the system (10) exhibits partially coherent state when γ is low and it exhibits incoherent state when γ exceeds a precise threshold. Larger τ induces more branches of coherent states as shown in these simulations.

If we choose $K = 1$, $\omega_0 = 3$, $\delta = 0.1$, $\gamma = 1$, $\tau = 1$, and let q_0 vary, we obtain simulation results in Figure 5(a-b). We find that the system (10) exhibits incoherent state when $|q_0|$ is low and it exhibits partially coherent state when $|q_0|$ exceeds a precise threshold. Using larger $\tau = 4$, we give similar results in Figure 5(c-d), where we find this also brings more branches of coherent states. The two branches of coherent states are both stable when γ is away from the bifurcation points, e.g., there exists one branch marked by red circles in Figure 5(c) which turns to be stable for small γ .

B. Two-parameter bifurcations

In this section, we will show the effect of shear and delay in two-parameter plane.

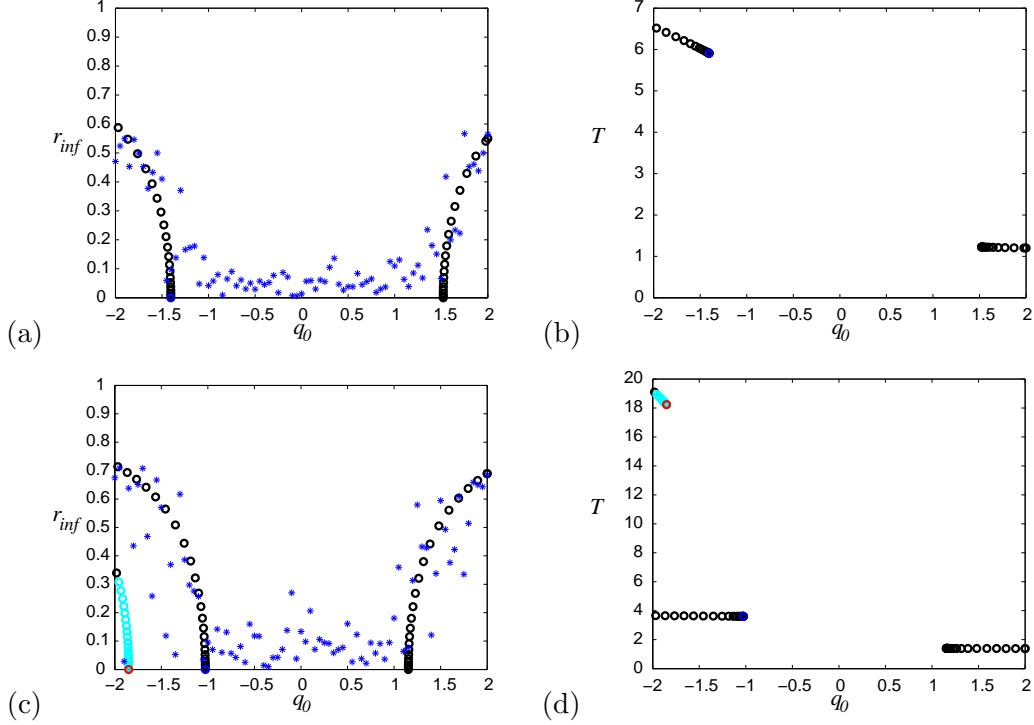


FIG. 5. The bifurcation diagram of Eq.(10) is shown in (a) $\tau = 1$ and (c) $\tau = 4$. The period of the bifurcating solutions of Eq.(10) is shown in (b) $\tau = 1$ and (d) $\tau = 4$. $K = 1$, $\omega_0 = 3$, $\delta = 0.1$ and $\gamma = 1$.

When $\omega_0 = 3$, $\delta = 0.1$, $q_0 = 0.5$ and $\gamma = 0.5$, we draw the Hopf bifurcation values by curves shown in Figure 6(a). The red curves stands for τ_j^+ and the blue curves stands for τ_j^- . We can find that system (10) is incoherent when K is less than the critical value and system is in partial synchronization when K crosses the Hopf bifurcation values, which means the coupling strength enhances the synchronization. Also, the synchronization switches are also observed when varying time delay τ .

When $K = 1$, $\omega_0 = 3$, $\delta = 0.1$ and $q_0 = 0.5$, we draw the Hopf bifurcation values by curves shown in Figure 6(c). The red curves stands for τ_j^+ and the blue curves stands for τ_j^- . We can find that system (10) is in partial synchronization when γ is less than the critical value and system is incoherent when γ crosses the Hopf bifurcation values, which means the large spread width of the shear can weaken the synchronization. In this figure, we can clearly find that increasing τ leads to more branches of Hopf bifurcations which is also a theoretical explanation of Figure 4(a) and 4(c).

When $K = 1$, $\omega_0 = 3$, $\delta = 0.1$ and $\gamma = 1$, we draw the Hopf bifurcation values by curves

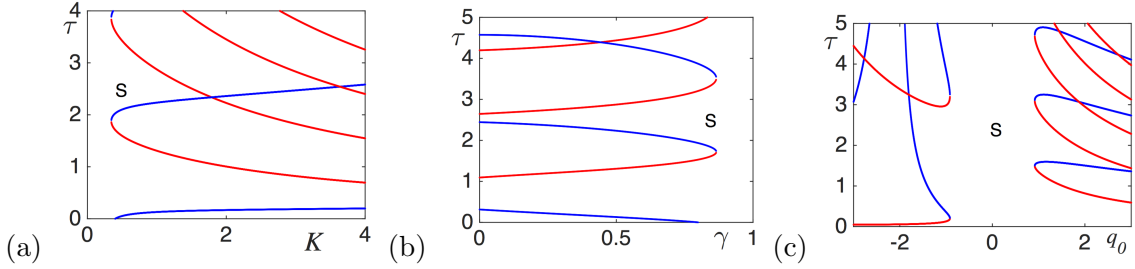


FIG. 6. Hopf bifurcations of Eq.(10) are shown. Regions marked by 'S' mean stable incoherent states exist. (a) $K - \tau$ plane for $\omega_0 = 3$, $\delta = 0.1$, $q_0 = 0.5$ and $\gamma = 0.5$. (b) $\gamma - \tau$ plane for $K = 1$, $\omega_0 = 3$, $\delta = 0.1$ and $q_0 = 0.5$. (c) $q_0 - \tau$ plane for $K = 1$, $\omega_0 = 3$, $\delta = 0.1$ and $\gamma = 1$.

shown in Figure 6 (b). The red curves stands for τ_j^+ and the blue curves stands for τ_j^- . We can find that system (10) is incoherent when $|q_0|$ is less than the critical value and system is in partial synchronization when $|q_0|$ crosses the Hopf bifurcation values, which means the absolute value of the average of the shear can strengthen the synchronization. Again, as shown in this figure, we find increasing τ leads to more branches of Hopf bifurcations.

C. Three-parameter bifurcations

When $\omega_0 = 3$, $\delta = 0.1$ and $q_0 = 0.5$, we draw the Hopf bifurcation values by surfaces shown in Figure 7. We can find that system (10) is in partial synchronization when γ is less than the critical value and system is incoherent when γ crosses the Hopf bifurcation values, which means the spread width of the shear weaken the synchronization. For fixed K , we can similarly discuss the effect of delay and shear in Figure 8.

VI. CONCLUSION

In this paper, we analyzed the influence of time delay τ and shear q on the dynamics of Kuramoto model, from the point of view of the bifurcation analysis on the Ott-Antonsen's manifold. The sufficient conditions to ensure asymptotical stability of the incoherence and the existence of Hopf bifurcations, which determines the synchronization transition, are both obtained by analyzing the distribution of the eigenvalues. In addition, we established the explicit formula for determining the direction and stability of periodic solutions bifurcating from the incoherence.

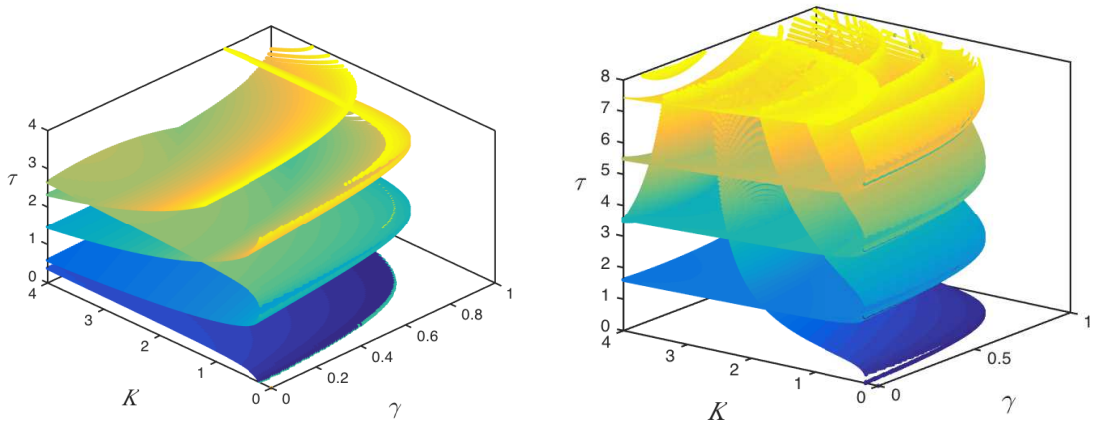


FIG. 7. Hopf bifurcation surfaces of Eq.(10) are shown when $\omega_0 = 3$, $\delta = 0.1$ and (a) $q_0 = 0.5$ (b) $q_0 = -0.5$.

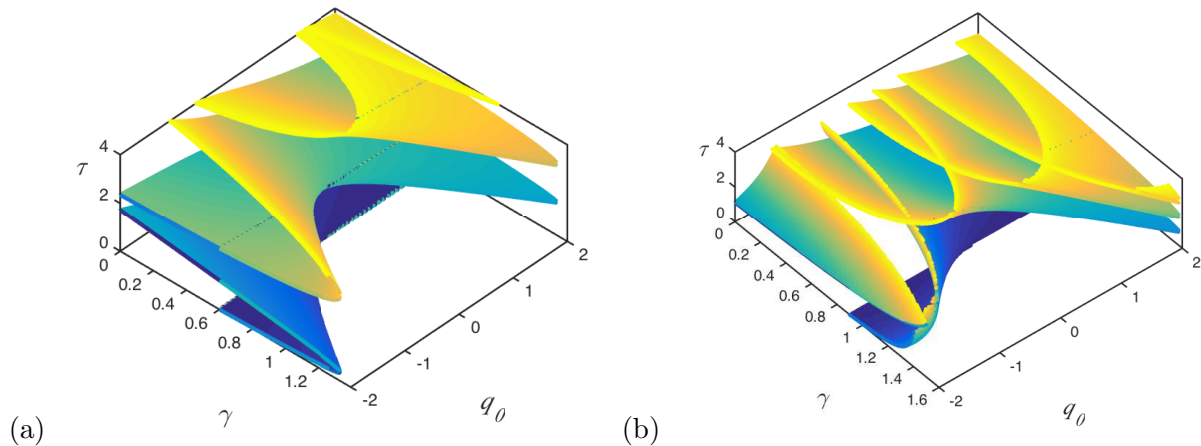


FIG. 8. Hopf bifurcation surfaces of Eq.(10) are shown when $\omega_0 = 3$, $\delta = 0.1$ and (a) $K = 0.5$ (b) $K = 2$.

We found that increasing time delays would lead to synchronization switching. On one hand, time delay may induce synchronization thus lead the system to order. On the other, time delay can eliminate synchronization thus lead the system to disorder (see Theorem 1). The effect of mean value and variance of the shears on the dynamics are also obtained. Some local and global bifurcation diagram are given in multiple-parameter spaces, which indicate large time delay and suitable shears could induces several stable coherent states in Kuramoto model simultaneously.

ACKNOWLEDGEMENTS

B.N. is supported by NSFC (11301117 and 11371112), by Shandong Provincial Natural Science Foundation (2015ZRA10021) and by the Scientific Research Foundation of Harbin Institute of Technology at Weihai (HIT(WH) 201421) and HIT.NSRIF.2016079. J.W. is supported by NSFC (11371111).

APPENDIX

In this Appendix we will calculate the coefficients which determines the bifurcation properties listed in Theorem 2.

Setting $r^*(t) = x(t) + iy(t)$, in Eq.(10), and separating the real and imaginary parts, we get the equivalent system

$$\begin{aligned}
 \dot{x}(t) &= -(\delta + K\gamma)x(t) + (\omega_0 + Kq_0)y(t) + \frac{K}{2}(\gamma + 1)x(t - \tau) - \frac{Kq_0}{2}y(t - \tau) \\
 &\quad + \frac{K}{2}(\gamma - 1)x^2(t)x(t - \tau) + \frac{K}{2}(1 - \gamma)y^2(t)x(t - \tau) + K(\gamma - 1)x(t)y(t)y(t - \tau) \\
 &\quad + \frac{Kq_0}{2}x^2(t)y(t - \tau) - \frac{Kq_0}{2}y^2(t)y(t - \tau) - Kq_0x(t)y(t)x(t - \tau) \\
 \dot{y}(t) &= -(\omega_0 + Kq_0)x(t) - (\delta + K\gamma)y(t) + \frac{Kq_0}{2}x(t - \tau) + \frac{K}{2}(\gamma + 1)y(t - \tau) \\
 &\quad + \frac{K}{2}(1 - \gamma)x^2(t)y(t - \tau) + \frac{K}{2}(\gamma - 1)y^2(t)y(t - \tau) + K(\gamma - 1)x(t)y(t)x(t - \tau) \\
 &\quad + Kq_0x(t)y(t)y(t - \tau) + \frac{Kq_0}{2}x^2(t)x(t - \tau) - \frac{Kq_0}{2}y^2(t)x(t - \tau)
 \end{aligned} \tag{14}$$

The characteristic equation associated with the linearization of (14), around the incoherence $(x, y) = (0, 0)$, is,

$$(\lambda - a - be^{-\lambda\tau})^2 + (c - de^{-\lambda\tau})^2 = 0 \tag{15}$$

Now we can rescale the time by $t \mapsto (t/\tau)$ to normalize the delay so that system (14) can

be written in the following form

$$\begin{aligned}
\dot{x}(t) &= -\tau(\delta + K\gamma)x(t) + \tau(\omega_0 + Kq_0)y(t) + \frac{K\tau}{2}(\gamma + 1)x(t-1) - \frac{Kq_0\tau}{2}y(t-1) \\
&\quad + \frac{K\tau}{2}(\gamma - 1)x^2(t)x(t-1) + \frac{K\tau}{2}(1 - \gamma)y^2(t)x(t-1) + K\tau(\gamma - 1)x(t)y(t)y(t-1) \\
&\quad + \frac{Kq_0\tau}{2}x^2(t)y(t-1) - \frac{Kq_0\tau}{2}y^2(t)y(t-1) - Kq_0\tau x(t)y(t)x(t-1) \\
\dot{y}(t) &= -(\omega_0 + Kq_0)\tau x(t) - (\delta + K\gamma)\tau y(t) + \frac{Kq_0\tau}{2}x(t-1) + \frac{K\tau}{2}(\gamma + 1)y(t-1) \\
&\quad + \frac{K\tau}{2}(1 - \gamma)x^2(t)y(t-1) + \frac{K\tau}{2}(\gamma - 1)y^2(t)y(t-1) \\
&\quad + K\tau(\gamma - 1)x(t)y(t)x(t-1) + Kq_0\tau x(t)y(t)y(t-1) + \frac{Kq_0\tau}{2}x^2(t)x(t-1) - \frac{Kq_0\tau}{2}y^2(t)x(t-1)
\end{aligned} \tag{16}$$

The characteristic equation of the linearization of (16), around the incoherence $(x, y) = (0, 0)$, is,

$$(z - \tau a - \tau b e^{-z})^2 + (\tau c - \tau d e^{-z})^2 = 0 \tag{17}$$

Comparing Eq.(17) with Eq.(15), one can find that $z = \lambda\tau$. So by the result in Section 3, we have that Eq.(17) has a pair of pure imaginary roots $\pm i\tau_j^\pm \beta_\pm$. Let $z(\tau)$ be the root of Eq.(17) satisfying $\text{Re}z(\tau_j^\pm) = 0$ and $\text{Im}z(\tau_j^\pm) = \tau_j^\pm \beta_\pm$. By Lemma 1, we have $\frac{d\text{Re}z(\tau_j^\pm)}{d\tau} = \tau_j^\pm \alpha'(\tau_j^\pm)$.

Clearly, the phase space is $C = C([-1, 0], R^2)$. For convenience, denote $\tau = \bar{\tau} + \mu$ for $\bar{\tau} \in \tau_j^\pm$ and $\mu \in R$. Then $\mu = 0$ is the Hopf bifurcation value of system (16). Let $z(\tau)$ be the root of Eq.(17) when $\tau = \bar{\tau}$, where either $\beta_0 = \beta_+$ or $\beta_0 = \beta_-$.

For $\phi = (\phi_1, \phi_2) \in C$, let $L_\mu \varphi = (\bar{\tau} + \mu)A\phi(0) + (\bar{\tau} + \mu)B\phi(-1)$, where

$$A = \begin{pmatrix} a & c \\ -c & a \end{pmatrix}, B = \begin{pmatrix} b & -d \\ d & b \end{pmatrix}$$

and

$$\begin{aligned}
f(\mu, \phi) &= (\bar{\tau} + \mu) \left[\begin{aligned} &\left(\frac{K}{2}(\gamma - 1)x^2(t)x(t-1) + \frac{K}{2}(1 - \gamma)y^2(t)x(t-1) \right) \\ &\left(\frac{K}{2}(1 - \gamma)x^2(t)y(t-1) + \frac{K}{2}(\gamma - 1)y^2(t)y(t-1) \right) \\ &\left(K(\gamma - 1)x(t)y(t)y(t-1) + \frac{Kq_0}{2}x^2(t)y(t-1) \right) \\ &\left(K(\gamma - 1)x(t)y(t)x(t-1) + Kq_0x(t)y(t)y(t-1) \right) \\ &\left(-\frac{Kq_0}{2}y^2(t)y(t-1) - Kq_0x(t)y(t)x(t-1) \right) \\ &\left(\frac{Kq_0}{2}x^2(t)x(t-1) - \frac{Kq_0}{2}y^2(t)x(t-1) \right) \end{aligned} \right]
\end{aligned} \tag{18}$$

By the Riese representation theorem, there exists matrix whose components are bounded variation function $\eta(\theta, \mu)$ in $\theta \in [-1, 0]$ such that

$$L_\mu \phi = \int_{-1}^0 d\eta(\theta, \mu) \phi(\theta), \quad \forall \phi \in C$$

where bounded variation function $\eta(\theta, \mu)$ can be chosen as

$$\eta(\theta, \mu) = (\bar{\tau} + \mu)A\delta(\theta) - (\bar{\tau} + \mu)B\delta(\theta + 1)$$

where

$$\delta(\theta) = \begin{cases} 1, & \theta = 0 \\ 0, & \theta \neq 0 \end{cases}$$

For $\phi \in C^1([-1, 0], R^2)$, define

$$A(\mu)\phi = \begin{cases} \frac{d\phi(\theta)}{d\theta}, & \theta \in [-1, 0), \\ \int_{-1}^0 d\eta(\eta, s)\phi(s), & \theta = 0, \end{cases} \quad (19)$$

and

$$R(\mu)\phi = \begin{cases} 0, & \theta \in [-1, 0), \\ f(\mu, \phi), & \theta = 0, \end{cases} \quad (20)$$

The system (16) is equivalent to

$$\dot{u}_t = A(\mu)u_t + R(\mu)u_t \quad (21)$$

For $\psi \in C^1([0, 1], (R^2)^*)$, define

$$A^*\psi(s) = \begin{cases} -\frac{d\psi(s)}{ds}, & s \in (0, 1], \\ \int_{-1}^0 d\eta(t, 0)\psi(-t), & s = 0, \end{cases} \quad (22)$$

and a bilinear inner product

$$\langle \psi(s), \phi(\theta) \rangle = \bar{\psi}(0)\phi(0) - \int_{-1}^0 \int_{\xi=0}^{\theta} \bar{\psi}(\xi - \theta) d\eta(\theta) \phi(\xi) d\xi, \quad (23)$$

where $\eta(\theta) = \eta(\theta, 0)$. Then $A(0)$ and A^* are adjoint operators. In addition, from Section 3 we know that $\pm i\bar{\tau}\beta_0$ are eigenvalues of $A(0)$. Thus, they are also eigenvalues of A^* . Let $q(\theta) = (m, 1)^T e^{i\bar{\tau}\beta_0\theta}$ is the eigenvector of $A(0)$ corresponding to $i\bar{\tau}\beta_0$ and $q^*(s) = \frac{1}{D}(n, 1)e^{i\bar{\tau}\beta_0 s}$ is the eigenvector of A^* corresponding to $-i\bar{\tau}\beta_0$. Then it is not difficult to show that

$$m = n = i$$

Thus, using $\langle q^*(s), q(\theta) \rangle = 1$, we have

$$\begin{aligned}\langle q^*(s), q(\theta) \rangle &= \bar{q}^*(0)q(0) - \int_{-1}^0 \int_0^\theta \bar{q}^*(\xi - \theta) d\eta(\theta) q(\xi) d\xi \\ &= \frac{1}{D} \left[(1 + \bar{n}m) - (\bar{n}, 1) L \begin{pmatrix} \theta e^{i\bar{\tau}\beta_0\theta} \\ \theta e^{i\bar{\tau}\beta_0\theta} m \end{pmatrix} \right]\end{aligned}$$

So that, we can get

$$D = 2 + K\tau e^{-i\bar{\tau}\beta_0} (1 + \gamma + q_0 i) \quad (24)$$

Using the same notations as in Hassard et al [30], we compute the coordinates to describe the center manifold C_0 . Let u_t be the solution of Eq.(16) when $\mu = 0$.

Define

$$z(t) = \langle q^*, u_t \rangle, \quad W(t, \theta) = u_t(\theta) - 2\text{Re}z(t)q(\theta). \quad (25)$$

On the center manifold C_0 , we have

$$W(t, \theta) = W(z(t), \bar{z}(t), \theta),$$

where

$$W(z, \bar{z}, \theta) = W_{20}(\theta) \frac{z^2}{2} + W_{11}(\theta) z\bar{z} + W_{02}(\theta) \frac{\bar{z}^2}{2} + \dots \quad (26)$$

z and \bar{z} are local coordinates for center manifold C_0 in the direction of q^* and \bar{q}^* . Note that W is real if u_t is real. We consider only real solutions. For solution $u_t \in C_0$ of Eq.(16), since $\mu = 0$, we have

$$\begin{aligned}\dot{z}(t) &= i\beta\bar{\tau}z + \bar{q}(\theta)f(0, \beta(z, \bar{z}, \theta) + 2\text{Re}zq(\theta)) \\ &= i\beta\bar{\tau}z + \bar{q}^*(0)f_0,\end{aligned} \quad (27)$$

that is

$$\dot{z}(t) = i\beta\bar{\tau}z(t) + g(z, \bar{z}), \quad (28)$$

where

$$g(z, \bar{z}) = g_{20} \frac{z^2}{2} + g_{11} z\bar{z} + g_{02} \frac{\bar{z}^2}{2} + g_{21} \frac{z^2\bar{z}}{2} + \dots \quad (29)$$

Then it follows from Eq.(25) that

$$\begin{aligned}u_t(\theta) &= W(t, \theta) + 2\text{Re}z(t)q(\theta) \\ &= W_{20}(\theta) \frac{z^2}{2} + W_{11}(\theta) z\bar{z} + W_{02} \frac{\bar{z}^2}{2} + (i, 1)^T e^{i\beta_0\bar{\tau}\theta} z + (-i, 1)^T e^{-i\beta_0\bar{\tau}\theta} \bar{z} + \dots\end{aligned} \quad (30)$$

Combining with Eq.(18), Eq.(29) and Eq.(30) and comparing the coefficients, we obtain

$$g_{20} = g_{11} = g_{02} = 0,$$

$$g_{21} = \frac{8K\tau e^{i\beta_0\tau}}{D}(\gamma - 1 + q_0i) = \frac{8K\tau e^{i\beta_0\tau}(\gamma - 1 + q_0i)}{2 + K\tau e^{-i\bar{\tau}\beta_0}(1 + \gamma + q_0i)}$$

Thus, we can compute the following values by the method given in [30].

$$c_1(0) = \frac{i}{2\beta_0}[g_{11}g_{20} - 2|g_{11}|^2 - \frac{|g_{02}|^2}{3}] + \frac{g_{21}}{2}$$

$$\mu_2 = -\frac{\text{Rec}_1(0)}{\alpha'(\bar{\tau})}$$

$$\beta_2 = 2\text{Rec}_1(0)$$

$$\tau_2 = -\frac{\text{Im}(c_1(0)) + \mu_2\beta'(\bar{\tau})}{\beta_0}$$

REFERENCES

- [1] Y. Kuramoto, Self-entrainment of a population of coupled non-linear oscillators, Springer, Berlin, (1975) 420-422.
- [2] Y. Kuramoto, Chemical Oscillations, Waves, and Turbulence, Springer, Berlin, 1984.
- [3] V.K. Yadav, G. Prasad, T. Som, S. Das, Combined synchronization of time-delayed chaotic systems with uncertain parameters, Chinese Journal of Physics, 2(55) (2017) 457-466.
- [4] S.H. Strogatz, From Kuramoto to Crawford: exploring the onset of synchronization in populations of coupled oscillators, Physica D, 143 (120) (2000) 1-20.
- [5] J.A. Acebrón, L.L. Bonilla, C.J.P. Vicente, F. Ritort and R. Spigler. The Kuramoto model: A simple paradigm for synchronization phenomena, Rev. Mod. Phys, 77 (1) (2005) 137-185.
- [6] M. Brede, Synchrony-optimized networks of non-identical Kuramoto oscillators, Physics Letters A 372 (2008) 2618-2622.
- [7] J. Zhu, Synchronization of Kuramoto model in a high-dimensional linear space, Physics Letters A 377 (2013) 2939-2943.
- [8] D. Cumin and C.P. Unsworth, Generalising the Kuramoto model for the study of neuronal synchronisation in the brain, Physical D, 226 (2) (2007) 181-196.
- [9] M. Breakspear, S. Heitmann and A. Daffertshofer, Generative models of cortical oscillations:

- neurobiological implications of the Kuramoto model, *Frontiers in Human Neuroscience*, 4 (2010) 190 (14 pages).
- [10] J. Cabral, H. Luckhoo, M. Woolrich, M. Joensuu, H. Mohseni, A. Baker, M.L. Kringelbach and G. Deco, Exploring mechanisms of spontaneous functional connectivity in MEG: How delayed network interactions lead to structured amplitude envelopes of band-pass filtered oscillations, *NeuroImage*, 90 (2014) 423-435.
- [11] G.I. Sivashinsky, Diffusional-Thermal Theory of Cellular Flames, *Combustion Science and Technology*, 15 (3-4) (1977) 137-145.
- [12] D.M. Forrester, Arrays of coupled chemical oscillators, *Scientific Reports*, 5 (2015) 16994 (7 pages).
- [13] S.H. Strogatz, *Sync: The Emerging Science of Spontaneous Order*, Hyperion, 2003.
- [14] V. Hakim, W.J. Rappel, Dynamics of the globally coupled complex Ginzburg-Landau equation, *Physical Review A*, 46 (12) (1992) 7347.
- [15] H. Daido, K. Nakanishi, Diffusion-induced inhomogeneity in globally coupled oscillators: Swing-by mechanism, *Physical review letters*, 96(5) (2006) 054101.
- [16] E. Montbrió and D. Pazó, Shear Diversity Prevents Collective Synchronization, *Physical Review Letters*, 106 (25) (2011) 254101 (4 pages).
- [17] E. Montbrió and D. Pazó, Collective synchronization in the presence of reactive coupling and shear diversity, *Physical Review E*, 84 (4) (2011) 046206 (4 pages).
- [18] D. Pazó and E. Montbrió, The Kuramoto model with distributed shear, *A Letters Journal Exploring The Frontiers Of Physics*, 95 (2011) 60007 (6 pages).
- [19] B. Niu, Y. Guo and W. Jiang, An approach to normal forms of Kuramoto model with distributed delays and the effect of minimal delay, *Physics Letters A*, 379 (2015) 2018-2024.
- [20] J. Hale and S. Verduyn Lunel, *Introduction to functional differential equations*, Springer, New York, 1993.
- [21] K. Goppalsamy, *Stability and oscillations in delay differential equations of population dynamics*, Dordrecht, Kluwer Academic Publishers, 1992.
- [22] J. Wu, *Introduction to neural dynamics and signal transmission delay*, Walter de Gruyter, Berlin, New York, 2001.
- [23] Y. Guo and W. Jiang, Hopf Bifurcation in Two Groups of Delay-Coupled Kuramoto Oscillators, *International Journal of Bifurcation and Chaos*, 25 (10) (2015) 1550129 (14 pages).

- [24] B. Niu and Y. Guo, Bifurcation analysis on the globally coupled Kuramoto oscillators with distributed time delays, *Physica D: Nonlinear Phenomena*, 266 (2014) 23-33.
- [25] V. Vlasov, E.E.N. Macau and A. Pikovsky, Synchronization of oscillators in a Kuramoto-type model with generic coupling, *Chaos*, 24 (2) (2014) 023120 (7 pages).
- [26] M.K. Stephen Yeung, S.H. Strogatz, Time delay in the Kuramoto model of coupled oscillators, *Phys. Rev. Lett.* 82 (1999) 648.
- [27] M.Y. Choi, H.J. Kim, D. Kim, et al, Synchronization in a system of globally coupled oscillators with time delay. *Physical Review E*, 61(1) (2000) 371.
- [28] A. Nordenfelt, A. Wagemakers, M.A.F. Sanjuán, Frequency dispersion in the time-delayed Kuramoto model, *Physical Review E*, 89 (3) (2014) 032905 (5 pages).
- [29] D. Iatsenko, S. Petkoski, P.V.E McClintock and A. Stefanovska, Stationary and Traveling Wave States of the Kuramoto Model with an Arbitrary Distribution of Frequencies and Coupling Strengths, *Physical Review Letters*, 110 (6) (2013) 064101 (5 pages).
- [30] B.D. Hassard, N.D. Kazarinoff and Y.-H. Wan, *Theory and Applications of Hopf Bifurcation*, Cambridge University Press, 41 (1981).
- [31] E. Ott and T.M. Antonsen, Low dimensional behavior of large systems of globally coupled oscillators, *Chaos*, 18 (3) (2008) 037113 (6 pages).
- [32] E. Ott and T.M. Antonsen, Long time evolution of phase oscillator systems, *Chaos*, 19 (2) (2009) 023117 (5 pages).
- [33] S.H. Strogatz and R.E. Mirollo, Stability of Incoherence in a Population of Coupled Oscillators, *Journal of Statistical Physics*, 63 (3) (1991) 613-635.
- [34] J. Wei and C. Zhang, Stability analysis in a first-order complex differential equations with delay, *Nonlinear Analysis*, 59 (2004) 657-671.
- [35] S. Ruan and J. Wei, On the zeros of transcendental functions with applications to stability of delay differential equations with two delays, *Dynamics of Continuous, Discrete and Impulsive Systems*, 10 (2003) 863-874.
- [36] J. Wu, Symmetric functional differential equations and neural networks with memory, *Trans. Am. Math. Soc.* 350 (1998) 4799-4838.
- [37] S. Wiggins, *Introduction to Applied Nonlinear Dynamical Systems and Chaos*, Springer-Verlag, New York, 1990.
- [38] K. Engelborghs, T. Luzyanina and G. Samaey, DDE-BIFTOOL v. 2.00: a Matlab package for

bifurcation analysis of delay differential equations, Technical Report TW-330, Department of Computer Science, K.U. Leuven, Leuven, Belgium, 2001.

- [39] K. Engelborghs, T. Luzyanina and D. Roose, Numerical Bifurcation Analysis of Delay Differential Equations Using DDE-BIFTOOL, ACM Transactions on Mathematical Software, 28 (1) (2002) 1-21.