

ASYMPTOTIC LAWS FOR RANDOM KNOT DIAGRAMS

HARRISON CHAPMAN

ABSTRACT. We study random knotting by considering knot and link diagrams as decorated, (rooted) topological maps on spheres, and pulling them uniformly from among sets of a given number of vertices n . We prove that asymptotically, all diagrams represent nontrivial knot types and examine how quickly this behavior occurs in practice. En route, we show how some asymptotic laws for unlabeled maps apply to decorated maps as well.

This model of random knotting is similar to those studied by Diao et al., and Dunfield et al.

1. INTRODUCTION

There are many models for sampling random knots: Self avoiding lattice walks [32], random space polygons [7, 6], random Chebychev polynomials [8], random braid words [22], *Petaluma* [15], *et al.* In this paper we will discuss the *random diagram model* introduced in [5] under which *knot diagrams* are drawn uniformly from the set of all diagrams with a given number of crossings. There has been some work on sampling random diagrams [13, 14], but the distributions are not precisely understood. As well, alternating knot and link diagrams have been studied [30] but little is published about the “knottiness” of arbitrary random diagrams of large size.

In [5] we provide a tabulation of all knot diagrams with crossing number up to 10. In this paper we begin by considering a slightly different object, *rooted diagrams*, which have no symmetries. We are then able to prove that in the large crossing number limit, knot diagrams behave similarly to rooted diagrams, so that our results carry over from the simpler rooted model to the original.

After introducing the key topological and combinatorial objects of interest, we discuss the motivating parallels that this model of knotting shares with those in the literature: *Pattern theorems*, which assure that desired substructure appears often in fixed classes of objects. We show that a pattern theorem result holds for many different classes of diagrams, and provide constructions. We show then how this result implies the key theorems of interest—that knot diagrams (rooted or unrooted) are both knotted and asymmetric.

We conclude with some experimental results. Experimentally, symmetries disappear rapidly (*i.e.* there are very few even in 10-crossing diagrams) so the rooted and unrooted numerics are close in the majority of our data set. We then examine the probabilities of different knot types and compare the behavior to different models of knotting. We finish with evidence that our numerics are somehow *different* than those of lattice models of knotting in the sense that we obtain different limiting ratios of knot type appearances (*c.f.* [26]).

2. ACKNOWLEDGMENTS

The author is extremely grateful to his advisor Jason Cantarella, for his support, advice, and for introducing him to the knot tabulation project (alongside Matt Mastin) and suggesting he prove Theorem 1. The author is also grateful to the summer school on applied combinatorics at the University of Saskatchewan and CanaDAM thereafter. The author also is indebted to funding from the NSF (grant DMS-1344994 of the RTG in Algebra, Algebraic Geometry, and Number Theory, at the University of Georgia), PIMS, the Simons Center, and the AMS through which he was able to introduce his work to others. The author would like to thank Gary Iliev greatly for bringing reference [25] to his attention.

The author is grateful for conversations with Julien Courtiel, Elizabeth Denne, Chris Duffy, Chaim Even-Zohar, Éric Fusy, Rafał Komendarczyk, Neal Madras, Kenneth Millett, Marni Mishna, Erik Panzer, Jason Parsley, Eric Rawdon, Andrew Rechnitzer, Clayton Shonkwiler, Chris Soteros, Karen Yeats.

An extended abstract for this paper appears in the proceedings for FPSAC 2016.

3. DEFINITIONS

3.1. Knots, links, and tangles. A *link* is an isotopy class of embeddings of one or more circles into S^3 . A *knot* is an isotopy class of embeddings of exactly one circle into S^3 . Both of the prior are considered up to *ambient isotopy* of the embedded circles. A *knot diagram* (resp. *link diagram*) is a generic immersion (in that all intersection points are double points) of a circle (resp. any number of circles) into the (in our cases oriented) sphere S^2 together with over-under (*i.e.* sign) information at each double point. The study of links and knots is well known to be equivalent to the study of link diagrams and knot diagrams up to the so-called *Reidemeister moves*, shown in Figure 1 by a theorem of Reidemeister [24].

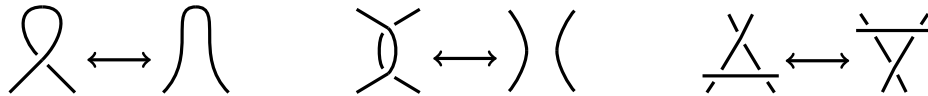


FIGURE 1. The three Reidemeister moves.

The *unknot* is the class of knots represented by the unit circle in S^3 . A knot (or knot diagram) which represents the unknot is *trivial*. Knots and knot diagrams representing another class are *knotted*.

A $2k$ -*tangle* is a generic immersion of k closed intervals and any number of (possibly no) closed circles into B^3 so that precisely the $2k$ interval ends all lie in the boundary. A $2k$ -*tangle diagram* is a generic immersion of k closed intervals and any number of closed circles into S^2 together with over-under information at each double point. In this paper, we will only discuss tangle diagrams in which all $2k$ ends of the intervals lie in the same face of the sphere, so that the $2k$ -tangle diagram may be viewed as being an immersion into the disk D^2 with exactly the $2k$ interval ends lying in the boundary circle. A *strand* of a tangle is any one circle or interval.

3.2. Topological maps. Diagrams are considered up to “embedded graph isomorphism.” This precisely means that the viewpoint we should have is that of *topological maps* on surfaces.

Definition. A map with n vertices M is a graph $\Gamma(M)$ embedded on a (usually oriented) surface Σ so that every connected component of $\Sigma \setminus M$ is a topological disk. The connected components of $\Sigma \setminus M$ are called the *faces* of M . If Σ is the oriented sphere, then the map M is *planar*. We restrict to the case of planar maps.

A map M is *4-regular*, *4-valent*, or *quartic* if every vertex in the underlying graph $\Gamma(M)$ has degree 4.

Symmetry complicates the study of maps. A strategy to avoid this issue is to *root* the map by picking and directing a single edge:

Definition. A *rooted map* is a map together with a single edge marked with a direction, called a *root edge*.

An automorphism of a rooted map M would be required to fix the root edge, its direction, and the orientation of the surface near the root; hence $\text{aut}(M)$ is the trivial group.

As mentioned we will only consider planar maps, although by considering maps on any oriented surface of arbitrary genus and applying the ideas of this work one arrives at the study of *virtual* diagrams. Furthermore, as each face must be a disk, maps' underlying graphs are necessarily connected.

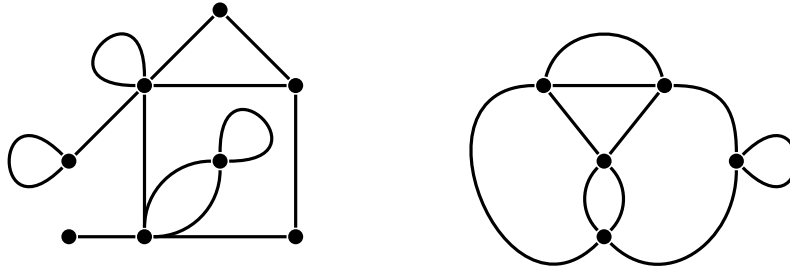


FIGURE 2. Two planar maps. The map on the right is in the class of knot shadows.

Maps have a well defined notion of *dual map*; a map $M = (V, E, F)$ has dual $M^* = (F, E^*, V)$, where there is an edge $(f_1, f_2) \in E^*$ if f_1 is adjacent to f_2 in M (faces are adjacent if they share an edge on their boundaries). The dual graph of a 4-regular map is a *quadrangulation*, *i.e.* a map for which every face has four bounding edges. A map is *simple* if it contains no parallel edges or self loops (its underlying graph is simple). Given a rooted map M , its dual is rooted as follows. Let ρ be the root edge of M pointing from v_1 to the root vertex v_2 be adjacent to the face f_1 and the root face f_2 . Then (f_1, f_2) is the dual root edge and directed from f_1 to f_2 , and f_2, v_2 are the dual root vertex and root face, respectively (and the dual of a dual rooted map is the original rooted map).

Maps have a notion of substructure:

Definition. A map P with distinguished exterior face of k -edges is a *submap* of a larger (possibly rooted) map M if there exists a cycle of k (possibly repeated) edges in M so that one of the two halves of M separated by the cycle is identical to P .

3.3. Diagrams and shadows.

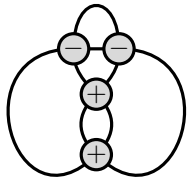
Definition. A map decorated by a set S , (M, s) is a (possibly unrooted) map M together with a mapping $s : V(M) \rightarrow S$ which associates to each vertex of M an element of S .

We can now rephrase the definitions of diagrams using the vocabulary of maps.


Definition. A link shadow with n crossings is a 4-regular planar map of n vertices. We will denote by \mathcal{L}_n the set of all n -crossing link shadows.

A link diagram with n crossings is a 4-regular planar map decorated with $\{+, -\}$. This is equivalent to making a choice of over-under strand information at each vertex. We will denote the set of n -crossing link diagrams by \mathcal{L}_n .

Shadows and diagrams may be *rooted* by taking additionally an edge together with a choice of direction. From here on, maps, shadows, and diagrams will be assumed rooted unless otherwise noted.



(A) A figure-eight diagram viewed as a decorated shadow.



(B) A figure-eight diagram viewed as a knot drawing.

FIGURE 3. After choosing once and for all a way to view signs as “over-under” information (*i.e.* orientation around the knot), knot diagrams can be drawn as usual.

In order to be consistent with knot theory terminology, we will use the word *crossings* to refer to the vertices of shadows and diagrams.

Remark. This definition has then that unrooted link shadows and link diagrams are nearly the same objects as in the prequel [5]. There are two differences:

- (1) Our unrooted shadows (and diagrams) are on the *oriented sphere*, as opposed to the unoriented sphere.
- (2) Our unrooted shadows (and diagrams) do not come with any “consistent” choice of edge direction (*i.e.* an orientation of link components).

Notice that as there are at most 4 and at least 1 “oriented shadows on the oriented sphere” to each “unoriented shadow on the unoriented sphere”, we get that asymptotically any results for our objects on the oriented sphere hold for objects on the unoriented sphere.

Indeed, \mathcal{L} is just another name for the class of 4-regular planar maps counted by vertices; furthermore, the class of rooted planar quadrangulations is dual to \mathcal{L} . Hence, the class \mathcal{L} of link shadows has been counted exactly [4, 33]: If $\ell_n = |\mathcal{L}_n|$, then:

$$\ell_n = \frac{2(3^n)}{(n+2)(n+1)} \binom{2n}{n} \underset{n \rightarrow \infty}{\sim} \frac{2}{\sqrt{\pi}} 12^n n^{-5/2}.$$

From this the exact counts of link diagrams can be determined as well. If $\lambda_n = |\mathcal{L}_n|$, then

$$\lambda_n = 2^n \ell_n = \frac{2^{n+1}(3^n)}{(n+2)(n+1)} \binom{2n}{n} \underset{n \rightarrow \infty}{\sim} \frac{2}{\sqrt{\pi}} 24^n n^{-5/2}.$$

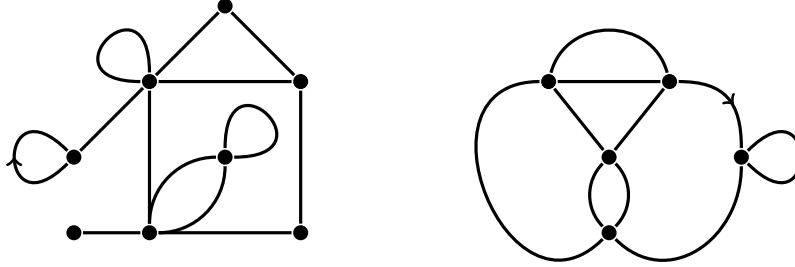


FIGURE 4. Two rooted planar maps. The map on the right is in the class of rooted knot shadows.

Knot diagrams are the subset of link diagrams that have precisely one “link component:”

Definition. A *link component* of a link shadow or diagram D is an equivalence class of edges modulo meeting across a vertex in D .

A *knot shadow* is a link shadow which consists of precisely one link component. The class of knot shadows with n crossings is denoted by \mathcal{K}_n .

A *knot diagram* is a link diagram which consists of precisely one link component. The class of knot shadows with n crossings is denoted by \mathcal{K}_n .

Knot shadows \mathcal{K}_n represent a curious, small subclass of \mathcal{L}_n . Indeed, exact counts for $k_n = |\mathcal{K}_n|$ and $\kappa_n = |\mathcal{K}_n|$ are not known except by experiments and conjectures [30]

Conjecture (Schaeffer-Zinn Justin 2004). *There exist constants μ_K and c such that*

$$\frac{\kappa_n}{2^n} = k_n \underset{n \rightarrow \infty}{\sim} c \mu_K^n \cdot n^{\gamma-2},$$

where

$$\gamma = -\frac{1 + \sqrt{13}}{6},$$

and $\mu_K \approx 11.4 \dots$

This conjecture is of similar flavor to conjectures of the asymptotic counts of self avoiding lattice walks, which are also of the form [20, 26]

$$a_n \underset{n \rightarrow \infty}{\sim} c \lambda^n n^\alpha.$$

Tangle diagrams may also be viewed in the language of maps:

Definition. A *2k-tangle shadow* is a map embedded on a sphere which is 4-valent except for one distinguished “external” vertex of degree $2k$. A *2k-tangle diagram* is an unrooted $2k$ -tangle shadow decorated (at non-exterior vertices) with signs $\{+, -\}$.

A tangle shadow (resp. diagram) T is *contained* in a link shadow (diagram) D if the dual of T , T^* (with exterior face the dual of the exterior vertex), is a submap of D^* .

We will view the exterior vertex of tangles as being “at infinity” so that tangle shadows and diagrams appear to be 4-valent decorated maps with loose exterior edges called *arcs* or *legs*.



FIGURE 5. A 6-tangle diagram with boundary vertex (left) and boundary vertex viewed as disk boundary (right).

Rooted diagrams (and shadows) may be viewed as directed *long curves* or *two-leg diagrams* (resp. shadows) by cutting the root edge into two directed half edges with one pointing towards its vertex (the *hind leg*) and one away (the *front leg*). Two-leg diagrams are rooted 2-tangle diagrams.

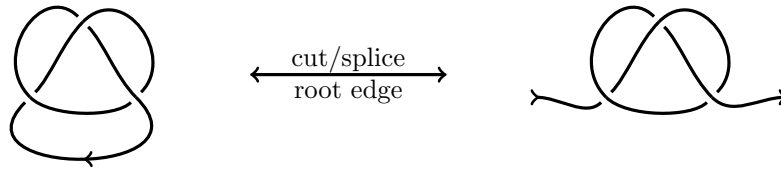


FIGURE 6. A rooted diagram of a trefoil, and its equivalent two-leg diagram

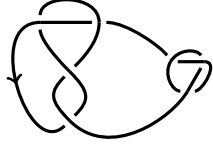
It will be handy to view diagrams in a manner similar to pdcodes [21] or combinatorial maps [9]. A diagram with n vertices is, equivalently, a triple (A, E, C) of arcs, edges, and crossings where A consists of $4n$ arcs or half-edges, $2n$ unordered pairs of arcs (the edges), and n cyclic quadruples of arcs together with a choice of sign (the crossings), up to renaming of arcs, so that each arc appears in exactly *one* edge and *one* crossing. This defines the embedding of a decorated graph into a surface; the diagram is planar if this surface is the sphere. In this view, a root is a choice of arc. If a is an arc in D , define $e(a)$ to be the unique edge containing a and $c(a)$ to be the unique crossing which contains a .

We may view tangle diagrams in this manner; tangle diagrams are triples (A, E, C) where some “exterior” arcs *do not belong to any edge* and *live in the same face*.

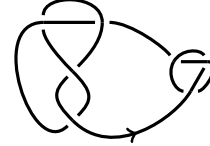
A key strength of the framework proposed in this paper is the simplicity with which the tools presented can be applied to other interesting classes of diagram objects. To demonstrate this, we will provide constructions for “prime” and “reduced” classes of diagrams as well;

Definition. A shadow or diagram D is *prime* if it has more than 1 vertex and is not 2-edge-connected, *i.e.* there is no way to disconnect $\Gamma(D)$ by removing 2 edges. A shadow or diagram which is not prime is *composite*. A rooted shadow or diagram is *two-leg-prime* if it cannot be disconnected by removing two edges, *one being the root edge*.

A shadow or diagram D is *reduced* if it has no disconnecting vertices (*i.e.*, isthmi).



(A) A rooting which is two-leg-prime.



(B) A rooting which is not two-leg-prime.

FIGURE 7. Depending on the rooting, a composite shadow may be two-leg-prime.

Again, the counts of prime link shadows and prime link diagrams are known precisely. Exact counts are known from their bijection with simple quadrangulations [1];

$$\frac{p\lambda_n}{2^n} = p\ell_n = \frac{4(3n)!}{n!(2n+2)!}.$$

The counts for prime knot diagrams are again unknown.

3.4. Composition of tangles. Key arguments that we discuss in this paper involve the ability to compose two diagrams in order to produce new diagrams with certain properties. We will describe this by first discussing methods of composition for tangles and then providing equivalences between diagrams and tangles.

Given two tangle diagrams $T = (A_T, E_T, C_T), S = (A_S, E_S, C_S)$ with respective exterior arcs $\{t_1, t_2, \dots, t_{2k}\}$ and $\{s_1, s_2, \dots, s_{2\ell}\}$ and a collection of unordered pairings

$$\mu = \{(t_{i_1}, s_{j_1}), (t_{i_2}, s_{j_2}), \dots, (t_{i_r}, s_{i_r})\}$$

where each t_i and s_i appears at most once, define the $(2k + 2\ell - 2r)$ -tangle diagram $T\#_\mu S$ to be the tangle diagram

$$T\#_\mu S = (A_T \cup A_S, E_T \cup E_S \cup \mu, C_T \cup C_S).$$

Given an arbitrary choice of μ , it is possible that $T\#_\mu S$ is non-planar or that not all exterior arcs of $T\#_\mu S$ lie on the same face. We will define and use some specific tangle compositions which avoid these pitfalls.

3.4.1. Connect summation. Analogous to the connect sum operation on knots in space, there is a notion of *diagram connect sum* on diagrams, described in [5], definition 11. While the definition there is technically for oriented diagrams and shadows (pd-codes are a priori oriented), connect sum for unoriented objects can be defined by first picking an orientation for each summand. While there are four choices in total while picking orientations, observe that there are only two different ways to connect sum two diagrams.

Definition. Given 2-tangle diagrams T, S with exterior arcs $\{t_1, t_2\}, \{s_1, s_2\}$ and a pair of arcs (t_i, s_j) with $i, j \in \{1, 2\}$, there is a complementary pair of arcs $(t_{i'}, s_{j'})$ with $i \neq i'$ and $j \neq j'$. So define the *connect sum* of the head t_i of T to the tail s_j of S ;

$$T\#_{(t_i, s_j)} S = T\#_{\{(t_i, s_j), (t_{i'}, s_{j'})\}} S.$$

Given a diagram $D = (A, E, C)$ and an edge $e = (ab)$ in D , define the 2-tangle $D \setminus e$ to be the 2-tangle diagram $(A, E \setminus \{e\}, C)$ with exterior arcs a and b .

A diagram and a choice of arc (D, a) is equivalently a 2-tangle diagram $(D \setminus \{e(a)\}, a)$. So given a 2-tangle diagram and a choice of “tail” exterior arc (T, b) , define the *connect sum* of T to D by a, b to be

$$D\#_{(a,b)}T = (D \setminus e(a))\#_{(a,b)}T.$$

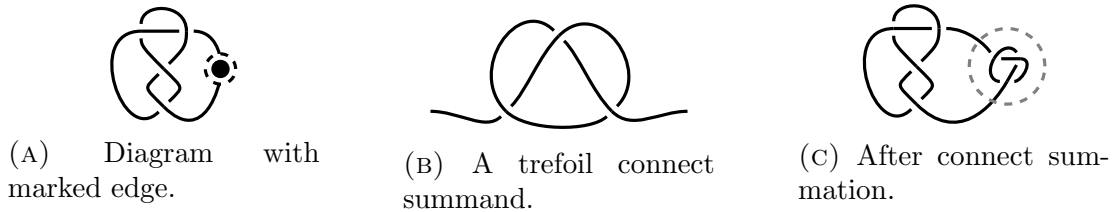


FIGURE 8. Connect sum of a trefoil into a figure-eight knot.

Link components behave predictably under connect summation: If T, S have m, n closed circle components respectively, then $T\#S$ has exactly $m + n - 1$ closed circle components (independent of choice of head and tail for the connect summation). It follows then that if D is a knot diagram and T is a tangle diagram with no closed circle components that $D\#T$ is always itself a knot diagram.

3.4.2. *Cyclic composition.* We can extend this definition to tangles with additional exterior arcs, but we will then focus on tangles with precisely four.

Definition. Given $2k$ -tangle diagrams T, S with external arcs

$$\{t_1, \dots, t_{2k}\}, \{s_1, \dots, s_{2k}\},$$

choices t_{i_1} and s_{j_1} of arcs induce ordered tuples $t_{i_1}, \dots, t_{i_{2k}}$ and $s_{j_1}, \dots, s_{j_{2k}}$ by enumerating the external arcs of T counterclockwise and S clockwise, starting with the chosen arcs. Then with $\mu = \{(t_{i_1}, s_{j_1}), \dots, (t_{i_{2k}}, s_{j_{2k}})\}$, define the composition to be the link diagram

$$T\#_{(t_{i_1}, s_{j_1})}S = T\#_{\mu}S.$$

By this choice of μ , as T and S are both planar, so too is the composition $T\#_{\mu}S$.

The number of components in the resulting diagram will depend (in addition to the count of closed loop components) on the ordering of the external arcs of T, S as well as the precise matching. If however we are dealing with tangles of four exterior arcs, we can be assured the existence of μ which can guarantee some control over the number of link components of the resultant diagram.

Consider the case where T, S are 4-tangle diagrams with no closed loop components. For each tangle, color one strand red and one strand blue. Suppose that T has its exterior arcs (ordered counterclockwise) $\{t_i\}_{i=1}^4$ colored red-red-blue-blue. There exists some choice of composition of $T\#S$ so that $T\#S$ consists of precisely one link component: Suppose first then that S also has its arcs (ordered clockwise) $\{s_i\}_{i=1}^4$ colored red-red-blue-blue. Then the composition $T\#_{(t_1, s_1)}S$ consists of one link component. If instead S had its arcs colored red-blue-red-blue, then any composition $T\#S$ can be seen to be precisely one link component.

Notice then that given a knot diagram D , taking a crossing x , ignoring its sign, and designating it as the boundary vertex of a tangle produces the 4-tangle denoted $D \setminus x$ (there is some abuse of notation here; we are actually removing both the crossing x , the four arcs in

x , and the edges in which those arcs resided from D). Furthermore, as D is a knot diagram and furthermore planar, $D \setminus x$ must have its exterior arcs colored red-red-blue-blue as in the case of T above. Hence given any 4-tangle S there exists at least one way to compose $(D \setminus x) \# S$ so that it is a planar knot diagram.

4. ASYMPTOTIC STRUCTURE THEOREMS FOR DIAGRAMS

4.1. The Frisch-Wasserman-Delbrück conjecture. The study of *random* knotting arises in numerous areas, principal among which is polymer physics: Polymers (such as DNA or proteins) are considered to be strings in space and in many cases their function (or lack thereof) depends on any “knots” that appear within [31, 23]. The *random diagram model* of random knotting is then: Given a number n of crossings, sample uniformly an unlabeled knot diagram with n crossings and return its knot type. It is similar to models of [13] and [14], but these models do not sample from any well-understood measure on spaces of knot diagrams.

In the context of DNA topology, Frisch and Wasserman [16] and Delbrück [11] independently conjectured;

Conjecture (Frisch-Wasserman 1962, Delbrück 1961). *As the size n of a randomly sampled knot grows large, the probability that it is knotted tends to 1.*

The first proof of the conjecture was for n -step self-avoiding lattice polygons, by [32]:

Theorem (Summers-Whittington 1988). *As the number of steps n of a self-avoiding lattice polygon grows large, the probability that the polygon is knotted tends to 1 exponentially quickly.*

Shortly thereafter the conjecture was proved in view of other models of space curves; self-avoiding Gaussian polygons ([17]), self-avoiding equilateral polygons ([12]), *etc.* There are other (combinatorially and algebraically interesting) models of random knotting, such as the *Petaluma* model of [15] or those which use elements of the braid group (*e.g.* in [22]), but these are not immediately geometrically motivated like the diagram model or random space curve models.

Indeed, the primary purpose of this work is to ascertain that the FWD conjecture holds in our model;

Theorem 1. *As the number of crossings n of a randomly sampled knot diagram grows large, the probability that the diagram is knotted tends to 1 exponentially quickly.*

This result will follow from results on the structure of knot diagrams. We will prove results for rooted knot diagrams which extend (asymptotically) to the unrooted case as there are always at least 1 and at most $4n$ rooted diagrams to every unrooted diagram. Asymptotically, any *numerical* results on rooted diagrams apply for the unrooted diagrams as;

Theorem 2. *As the number of crossings n of an (unrooted) knot diagram grows large, the probability that the diagram has a nontrivial automorphism group tends to 0 exponentially quickly.*

These two results answer two experimentally motivated questions posed in [5] in the affirmative. Indeed, Theorem 2 suggests that, for large n , experiments (*c.f.* Section 7) for unrooted knot diagrams can be run instead on rooted knot diagrams and results will differ

only in that the rooted diagrams $4n$ -to-1 cover unrooted diagrams. While sampling rooted knot diagrams uniformly is still nontrivial, it is reasonably quick to generate rooted knot diagrams of 70 crossings (but it as of yet computationally infeasible to tabulate even all 12-crossing unrooted diagrams).

4.2. The Pattern Theorem. Sumners and Whittington’s proof of the FWD conjecture for self-avoiding lattice polygons makes use of Kesten’s pattern theorem [18, 19, 20] which states that patterns—short walk configurations—appear linearly often in long self-avoiding walks.

4.2.1. Attachment. We make use of a similar strategy: Theorem 2 of Bender *et al.* [3] provides a pattern theorem for maps, provided a strategy of attaching a desired pattern. However, care is required in the case of knot or link *diagrams*, our *decorated* maps with extra structure. We thus retrace the proof while keeping this in mind. Say that if D is a link diagram, then $e(D)$ is the number of edges in the diagram D . The proof depends on the existence of an “attachment” scheme:

Definition. Let Q be a tangle diagram, \mathcal{M} some class of diagrams, and \mathcal{H} a subclass of \mathcal{M} . A *viable attachment* of the tangle Q into \mathcal{H} is a method of taking a diagram $D \in \mathcal{H}$ and producing new diagrams D' that contain Q as a subtangle satisfying:

- (1) For some fixed positive integer k , at least $\lfloor e(D)/k \rfloor$ possible non-conflicting places of attachment exist. This means that at least $\lfloor e(D)/k \rfloor$ attachment operations (of Q) to a single diagram can be “parallelized” and all performed at once to a diagram to produce a new diagram with at least $\lfloor e(D)/k \rfloor$ copies of Q contained as subtangles.
- (2) Only diagrams in \mathcal{M} are produced (\mathcal{M} is closed under attachments of Q).
- (3) For any diagram produced as such we can identify the copies of Q that have been added and they are all pairwise vertex disjoint. Identifying tangles in diagrams is trivial since a diagram contains a tangle if there is some dual cycle whose interior is the tangle itself. We will consider only Q which are *always* pairwise disjoint, and hence any attachment would satisfy the latter half of this condition.
- (4) Given the copies of Q that have been added, the original diagram and associated places of attachment are uniquely determined. For our attachments, we will provide suitable “inverse” operations which are themselves parallelizable (since instances of Q are disjoint). This condition then follows.

Our tangle compositions yield then the two attachment schemes which are relevant to the examples that follow.

Definition. Consider the 2-tangle of one strand Q which is two-leg-prime and asymmetric with tail arc b . Let \mathcal{M} be one of:

- (1) all (rooted) link diagrams,
- (2) all (rooted) knot diagrams, or
- (3) provided Q is reduced, all (rooted) reduced knot or link diagrams.

Then define the attachment *edge replacement* by, given a diagram D and any arc a in D , defining D' to be the new diagram $D' = D\#_{(b,a)}Q$.

Proposition 3. *Edge replacement is a viable attachment for choices of \mathcal{M} enumerated above.*

Proof. We consider each required property.

- (1) It has at least $n - 1 \geq \lfloor n/2 \rfloor$ places of attachment to a rooted diagram D with n edges; non-conflicting ways to connect sum Q into D are precisely the number of non-root edges of D . Given a collection $\{a_i\}_{i=1}^r$ of different arcs, none of whom share an edge, in D , edge replacements performed in any order will produce the same diagram (since edge replacement does not alter any arcs or edges in D besides the arc chosen and its edge).
- (2) Depending on the choice of tangle Q and class of diagrams \mathcal{M} , diagram connect sum can be shown to keep diagrams in \mathcal{M} . Namely, provided a tangle Q of one strand, this attachment does not change the number of link components of diagrams. Furthermore, If Q is reduced, then the introduction of Q into a diagram by connect summation introduces no new disconnecting vertices.
- (3) We can identify the copies of Q inside the resultant diagram by our definition of what it means for a tangle to be included in a diagram. Provided Q is two-leg-prime, occurrences of Q must be pairwise disjoint:

Suppose to the contrary that Q_1 and Q_2 are instances of Q contained subtangles in a diagram D which are *not* disjoint. The definition of being a subtangle means there exists some dual cycle of edges (e_1, e_2) which isolates the tangle Q_1 from the rest of D ; the cycle is necessarily of length 2 as Q is a 2-tangle.

Now, the condition that Q_1 and Q_2 are not disjoint means that, without loss of generality, the edge e_2 appears in the interior of Q_2 . However, $Q_2 \setminus e_2$ is necessarily disconnected, which contradicts that Q was two-leg prime. So instances of Q must be pairwise disjoint.

- (4) Edge replacement is an invertible operation. Given an instance of Q in D which is identified by the dual edge cycle (e_1, e_2) , we can recover the diagram D' : Without loss of generality, as Q is asymmetric, we can assume that $e_1 = (ab)$ is the edge which connects the tail arc b of Q to the arc a of D . Removing e_1 and e_2 from D yields the pair of 2-tangles D° and Q . Denote by c the arc of D° which is not a . Then D' is the tangle D° together with additional closing edge $e_3 = (ac)$ and we have that $D = D' \#_{(a,b)} Q$. We made no choices in this procedure beyond choice of instance of Q inside D and each step was entirely local.

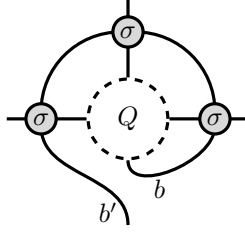
Hence, edge replacement is a viable attachment. □

If instead we have a $2k$ -tangle diagram Q (for $k > 1$) we can still define an attachment into diagrams by first joining together pairs of all but two exterior edges to produce a 2-tangle Q . This 2-tangle Q can then be attached by edge replacement.

For classes of prime diagrams which are not closed under connect summation, we have an alternate attachment;

Definition. Consider the nontrivial 4-tangle Q that is asymmetric and at least 4-edge-connected with designated arc b . Let \mathcal{M} be either the class of prime link diagrams or (if Q consists of precisely two strands) the class of prime knot diagrams. Then define the *crossing replacement* of a given diagram D and an arc a in D to be the diagram $D' = D \#_{(a,b)} P_\sigma$, where σ is the sign of the crossing $c(a)$ in D and P_σ is defined in figure 9.

Proposition 4. *Crossing replacement is a viable attachment for choices of \mathcal{M} enumerated above.*

FIGURE 9. Definition of the “capsid” tangle P_σ .

Proof. We consider each required property.

- (1) For the class of all prime link diagrams, any choice of arc in a diagram provides a crossing attachment of Q which is a link diagram. For the class of all prime knot diagrams on the other hand, each crossing has at least one choice of arc for which the insertion of P_σ produces a knot diagram. So for any diagram and for each crossing inside the diagram, there exists at least one viable location for crossing replacement, and provided crossing replacements happen at different crossings, they are independent. So there exists at least $n/2 \geq \lfloor n/2 \rfloor$ non-conflicting places of attachment of Q into a diagram with n edges.
- (2) Provided appropriate Q , the attachment is closed in \mathcal{M} as we only choose appropriate arcs.
- (3) We can identify the copies of P_σ inside the resultant diagram by our definition of what it means for a tangle to be included in a diagram. Suppose that P_1 and P_2 are instances of P_σ which are not disjoint in D (σ does not matter and can be different for each P_i).

That P_1 and P_2 are not disjoint means that the boundary cycle (e_1, e_2, e_3, e_4) of P_1 must in some part enter the interior of the instance P_2 . Notice that as Q is nontrivial, there is no dual path of length 1 through P_2 ; this implies that the subpath which is inside P_2 cannot be length 1. Conversely, it cannot be length 3 (switch the roles of P_1 and P_2). So the subpath would have to be of length 2; as the dual map is a quadrangulation, a dual path of length two would have to be trivial (which cannot happen by structure of P_i) to begin at one face and end at the face opposite. However, by structure of P_i and that Q is nontrivial this is impossible.

- (4) Crossing replacement is an invertible operation. Given an instance of P_σ in D which is identified by the dual edge cycle (e_1, e_2, e_3, e_4) , we can recover the diagram D' : Without loss of generality, as P_σ is asymmetric, we can assume that $e_1 = (ab')$ is the edge which connects the tail arc b' of P_σ to the arc a of D . Removing e_1, e_2, e_3 , and e_4 from D yields the pair of 4-tangles D° and P_σ . Denote by x, y, z the arcs counterclockwise around D° after a . Then D' is the tangle D° together with the four arcs brought together into a crossing x with sign σ identified from P_σ . We have that $D = D' \#_{(a,b')} P_\sigma$. We made no choices in this procedure beyond choice of instance of P_σ inside D and each step was entirely local.

Hence, crossing replacement is a viable attachment. □

4.2.2. *Pattern theorems for diagrams.* Given a generating function F , let $r(F)$ be its radius of convergence. Being able to attach a desired subtangle freely as such yields;

Theorem 5. Let \mathcal{M} be some class of link diagrams on any surface and let Q be a tangle diagram that can be contained in diagrams in \mathcal{M} . Let $M(x)$ be the generating function by number of edges for \mathcal{M} . Let $H(x)$ be the generating function by number of edges for those link diagrams M in \mathcal{M} that contain less than $ce(M)$ pairwise disjoint copies of Q ; call this class \mathcal{H} . Suppose there is a viable attachment for Q into \mathcal{H} . If $1 > c > 0$ is sufficiently small, then $r(M) < r(H)$. The diagrams may be rooted or not.

The proof of the theorem makes use of a lemma of Bender *et al.*:

Lemma ([3], lemma 3). *If*

- (1) $F(z) \neq 0$ is a polynomial with non-negative coefficients and $F(0) = 0$,
- (2) $H(w)$ has a power series expansion with non-negative coefficients and $0 < r(H) < \infty$,
- (3) for some positive integer k the linear operator \mathcal{L} is given by $\mathcal{L}(w^n) = z^n(F(z)/z)^{\lfloor n/k \rfloor}$,
and
- (4) $G(z) = \mathcal{L}(H(w))$,

then $r(H)^k = r(G)^{k-1}F(r(G))$.

The proof of the theorem then remains almost unchanged from the original theorem. Depending on the class \mathcal{M} of diagrams and tangles P considered, the construction of the attachment will change.

Proof of Theorem 5. Let $G(z)$ be the generating function which counts the ways by edges of attaching some number between 0 and $\lfloor n/k \rfloor$ copies of Q to diagrams in \mathcal{M} counted by $H(x)$. The method of attachment leads to the relation $G(z) = \mathcal{L}(H(w))$, with \mathcal{L} as defined in the lemma, where $F(z) = z + z^q$ and q , is the number of edges added when a copy of Q is attached, as

$$G(z) = \sum_{Y \in \mathcal{H}} z^{e(Y)} (1 + z^{q-1})^{\lfloor n/k \rfloor} = \mathcal{L}(H(w)).$$

Let g_n be the coefficients of $G(z)$.

Suppose $M \in \mathcal{M}$ contains m copies of Q . By property (3) of our attachment, $m \leq n$. If M had been produced from some diagram K in \mathcal{H} by our attachment process, we can find all possible K by removing at least $m - cn$ copies of Q from M . It is possible to bound from above the number of ways to do this by

$$\begin{aligned} \sum_{j \geq m - cn} \binom{m}{j} &= \sum_{k < cn} \binom{m}{k} < \sum_{k < cn} \binom{n}{k} \leq n \binom{n}{cn} \\ &\leq \frac{n(ne)^{cn}}{cn^{cn}} = n \left(\frac{e}{c}\right)^{cn} =: t_n. \end{aligned}$$

If $M(x) = \sum m_n x^n$, then $m_n \geq g_n$ and $t_n > 1$ for sufficiently large n , so $m_n \geq g_n/t_n$. Hence,

$$1/r(M) \geq \limsup_{n \rightarrow \infty} (g_n/t_n)^{1/n} = \lim_{n \rightarrow \infty} (t_n)^{-1/n} \limsup_{n \rightarrow \infty} (g_n)^{1/n} \geq (c/e)^c / r(G).¹$$

¹The power of $1/n$ on $\limsup_{n \rightarrow \infty} (g_n)$ is missing in the original proof of Bender *et al.*

By the prior lemma, $r(H)^k = r(G)^k(1 + r(G)^{q-1})$ so that

$$r(H)/r(M) \geq (1 + r(G)^{q-1})^{1/k} (c/e)^c.$$

As there are fewer than 12^n planar maps with n edges [2], a trivial bound on the coefficients h_n of $H(z)$ is $h_n \leq (12^n)(\kappa^{n/2})$ where $\kappa \geq 1$ is the size of the set of decorations on the vertices of the diagram (in the scope of this paper, $\kappa = 2$ or 1). This provides the bound $r(H)^k \geq 1/(12\sqrt{\kappa})^k$. Then, as $\lim_{c \rightarrow 0^+} (c/e)^c = 1$ and $r(G)^k(1 + r(G)^{q-1}) = r(H)^k \geq 1/(12\sqrt{\kappa})^k$ so that

$$r(G) \geq 1/(12\sqrt{\kappa}(1 + r(G)^{q-1})^{1/k}) \geq 1/(24\sqrt{\kappa}),$$

it follows that $r(H)/r(M) > 1$ for sufficiently small c , completing the proof of the theorem. \square

The conclusion is about radii of convergence of two power series; application of the Cauchy-Hadamard theorem, together with one additional hypothesis, gives the stronger result:

Corollary 6 (Pattern Theorem; [3]). *Suppose all of the hypotheses of Theorem 5 and additionally that \mathcal{M} grows smoothly, i.e. that $\lim_{n \rightarrow \infty} m_n^{1/n}$ exists. Then there exists constants $c > 0$ and $d < 1$ and $N > 0$ so that for all $n \geq N$,*

$$\frac{h_n}{m_n} < d^n.$$

I.e., the pattern P is ubiquitous.

Because of Euler's formula, the number of vertices, edges, or faces in a link shadow or planar quadrangulation is entirely determined by choosing any one cardinality. Hence, we can size shadows and diagrams by the number of vertices and still keep the above results.

4.3. Smooth growth. In order for the (stronger) corollary to hold, we require that the class of diagrams *grow smoothly*, i.e. that (for $m_n = |\mathcal{M}_n|$) the limit

$$\lim_{n \rightarrow \infty} m_n^{1/n}$$

exists.

The key in proving this behavior is the strengthening of Fekete's lemma [25, 34] reproduced below:

Theorem (Wilker-Whittington 1979 [34]). *Let $f(m)$ be a function with $\lim_{m \rightarrow \infty} m^{-1}f(m) = 1$ and $\{a_n\}$ be a series. Suppose that $a_n a_m \leq a_{n+f(m)}$ for all n, m sufficiently large and that $a_n^{1/n}$ is bounded above (for all of our cases we have the trivial bound for all planar maps of 144). Then*

$$\lim_{n \rightarrow \infty} a_n^{1/n} = \limsup_{n \rightarrow \infty} a_n^{1/n} = 1/r < \infty$$

where r is the radius of convergence of the series $\sum_{n=1}^{\infty} a_n z^n$ and furthermore $a_n \leq (1/r)^{f(n)}$.

For $f(m) = m$ we recover the usual result. Observe as well that functions $f(m) = m + k$ satisfy the hypothesis for fixed k .

5. APPLICATIONS TO CLASSES OF ROOTED DIAGRAMMS

5.1. **The Pattern Theorem for rooted link diagrams.** As noted, the classes \mathcal{L} of rooted link shadows and \mathcal{PL} of rooted prime link shadows have been counted exactly; they both hence grow *smoothly*. Pattern theorems for these two classes hence follow given satisfactory tangles P and attachment operations.



(A) A tangle Φ which can be attached into diagrams in \mathcal{L} by connect sum.

(B) A tangle X which can be attached into diagrams in \mathcal{PL} by crossing replacement.

FIGURE 10. Examples of tangles for attachment to link diagrams.

5.1.1. *Rooted link diagrams.* For the class of all rooted link shadows and *any* two-leg-prime 2-tangle P , the connect summation with P is a viable attachment, *c.f.* Proposition 3. Hence we conclude that asymptotically almost surely any two-leg-prime tangle P is contained linearly often in an arbitrary link diagram D .

From this we see that:

Proposition 7. *Almost every rooted link diagram has more than one component. Additionally, almost every rooted link diagram is neither the unknot nor a split link of unknots. In other words there exists $d < 1$ and $N > 0$ so that for $n \geq N$,*

$$\mathbb{P}(\text{a rooted link diagram } L \text{ with } n \text{ crossings has one component}) < d^n,$$

$$\mathbb{P}(\text{a rooted link diagram } L \text{ with } n \text{ crossings represents the unknot}) < d^n,$$

and

$$\mathbb{P} \left(\begin{array}{l} \text{a rooted link diagram } L \text{ with } n \text{ crossings} \\ \text{represents a split link of unknots} \end{array} \right) < d^n.$$

Proof. Consider the attachment of tangle Φ in 10a. This attachment satisfies the hypotheses of Theorem 6 and the class of rooted link diagrams grows smoothly, so there exists $c > 0$, $d < 1$, and $N > 0$ so that for all $n \geq N$,

$$\mathbb{P}(\text{a rooted link diagram } L \text{ with } n \text{ crossings contains } \leq cn \text{ copies of } \Phi) < d^n.$$

Now, any of the conditions enumerated in the proposition would imply that the rooted link diagram with n crossings contains precisely no copies of the tangle Φ ; but this condition happens with probability less than d^n , providing the result. \square

5.1.2. *Rooted prime link diagrams.* In the case of rooted *prime* link diagrams, however, connect summation with *any* nontrivial 2-tangle P immediately removes the prime condition. Hence in this case we must use crossing replacement with 4-tangles that are prime, which is viable by Proposition 4. We can see then that:

Proposition 8. *Almost all rooted prime link diagrams consist of more than one component. Additionally, almost all rooted prime link diagrams are neither unknots nor split links of unknots.*

Proof. Consider the tangle X in Figure 10b. For a rooted prime link diagram to satisfy any of the claims above, it would have to not contain a copy of X . However, X can be attached by crossing replacement into the class of rooted prime link diagrams in a way satisfying the hypotheses of Theorem 6. Furthermore, the class of rooted prime link diagrams grows smoothly, leaving the result. \square

5.2. The Pattern Theorem for rooted knot diagrams. Unlike classes of rooted link diagrams, \mathcal{K} and its subclasses often do not have exact counting formulas. Hence in these cases we not only must provide satisfactory attachment schemes for tangles, we must additionally prove smooth growth of counting sequences.

5.2.1. Rooted knot diagrams. Provided that the tangle P consists of precisely one component, Proposition 3 the class \mathcal{K} of all rooted knot diagrams is closed under connect sum with P .

So it only remains to prove that the classes of knot diagrams grows smoothly for pattern theorem results to follow. It suffices to prove that the class of rooted knot *shadows* grow smoothly as there exist precisely 2^n rooted knot diagrams for each rooted knot shadow of n crossings.

Theorem 9. *The class \mathcal{K} of rooted knot shadows grows smoothly. That is, the limit $\lim_{n \rightarrow \infty} k_n^{1/n}$ exists and is equal to $1/r(K)$.*

Proof. Observe that $k_n k_m \leq k_{n+m}$ for any pair n, m as given any two knot shadows of size n, m , say K_1 and K_2 respectively, we have the injection defined as in Figure 11 where the shadows are joined end-to-end. As n and m are known quantities, the separating edge between K_1 and K_2 in the product is determined, and the inverse is well defined on the image.

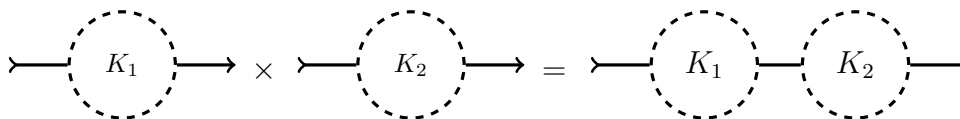


FIGURE 11. The injection from $\mathcal{K}_n \times \mathcal{K}_m$ into \mathcal{K}_{n+m} . The edge between K_1 and K_2 is the edge connecting the n th and $(n+1)$ th crossings (by traversal order) and provides a well-defined inverse.

The result then follows by the above result on super-multiplicative sequences, with $f(m) = m$ \square

Proposition 10. *Almost every rooted knot diagram is knotted. Furthermore, almost every rooted knot diagram contains any 1-component, prime 2-tangle P “linearly often:” There exists $N \geq 0$ and a constant $d < 1$ so that for $n \geq N$,*

$$\mathbb{P}(\text{a knot diagram } K \text{ is an unknot}) < d^n.$$

For any prime 2-tangle P , there exists $N \geq 0$ and constants $d < 1$, $c > 0$ so that for $n \geq N$,

$$\mathbb{P}(\text{a knot diagram } K \text{ contains } \leq cn \text{ copies of } P \text{ as connect summands}) < d^n.$$

Proof. The first statement will follow immediately from the second, given a prime 2-tangle corresponding to a prime knot diagram which is not an unknot such as the prime trefoil tangle T in Figure 8b. The second is a corollary of Theorems 6 and 9: Let P be a prime 2-tangle which can be found as a connect summand of a knot diagram (*i.e.*, it has one link component). If m_n is the number of knot diagrams, then there exists $c > 0$, $d > 1$, and $N > 0$ so that for all $n \geq N$, $\frac{h_n}{m_n} < d^n$, where h_n is the number of knot diagrams which contain at most cn copies of P as connect summands. This ratio is precisely the probability in the second statement. \square

5.2.2. *Rooted prime knot diagrams.* We can also show that, given a prime 4-tangle P with reasonable assumptions, we can obtain a pattern theorem for P inside of the class \mathcal{P} of prime diagrams. The viable attachment here is crossing replacement discussed earlier.

It does however remain to be shown that the class \mathcal{P} grows appropriately smoothly. We only need apply a slight modification to the argument prior.

Theorem 11. *The class \mathcal{P} of prime knot shadows grows smoothly.*

Proof. For any $n > 3$ are assured that a prime diagram will have *no* monogons, and we can define a composition on prime diagrams as in Figure 12.

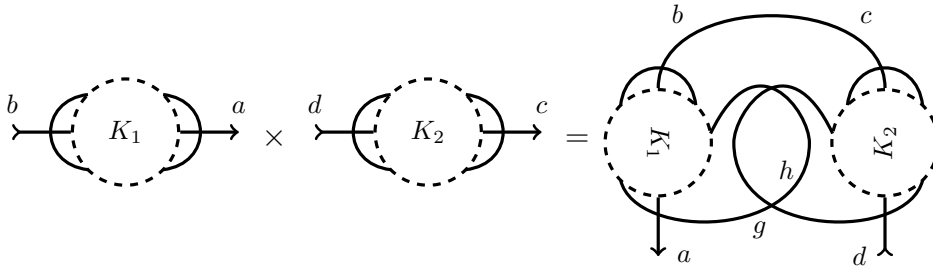


FIGURE 12. The composition \times for prime shadows

This operation adds precisely two vertices and is invertible on its image. Define the inverse of a diagram D as thus to be the diagram obtained by performing a flat Reidemeister II bigon removal on the bigon with arc h and then by deleting the edge (bc) between vertices m and $m + 1$ by traversal order starting at the tail d , *if such a diagram exists and is valid*. This inverse proves that

$$p_n p_m \leq p_{n+f(m)},$$

where $f(m) = m + 2$. This, together with the above theorem on super-multiplicativity completes the proof. \square

6. ASYMMETRY OF DIAGRAMS

It is a theorem of Richmond and Wormald [27] that “almost all maps are asymmetric”, in classes of maps which have a pattern theorem. Indeed, this theorem applies to classes of shadows considered in this paper. Notice then that classes of diagrams then too must be asymmetric as the decoration imposes additional constraints on symmetry.

Say a tangle shadow P is *free* in a class of rooted knot shadows \mathcal{C} if any knot shadow obtained by removing a copy P_1 of P from a shadow K and re-attaching P in any fashion such that the exterior legs of P match up with the loose strands of $K \setminus P_1$ is in \mathcal{C} .

We then restate the theorem as it pertains to shadows:

Theorem (Richmond-Wormald 1995). *Let \mathcal{C} be a class of rooted shadows. Suppose that there is a tangle shadow P such that for all shadows in \mathcal{C} , all copies of P are pairwise disjoint and such that P*

- (1) *has no reflective symmetry in the plane,*
- (2) *satisfies the hypotheses for the Pattern Theorem 6 for \mathcal{C} , and*
- (3) *is free in \mathcal{C}*

Then the proportion of n -crossing shadows in \mathcal{C} with nontrivial automorphisms (that need not preserve neither root nor orientation of the underlying surface) is exponentially small.

It has been suggested without proof in [9, 30] that classes of knot shadows are almost surely asymmetric. We can now prove these results for \mathcal{K} and \mathcal{PK} by providing appropriate tangles P .

Proposition 12. *The proportion of knot shadows in \mathcal{K} with nontrivial automorphisms is exponentially small. Additionally, the proportion of knot diagrams in \mathcal{K} with nontrivial automorphisms is exponentially small.*

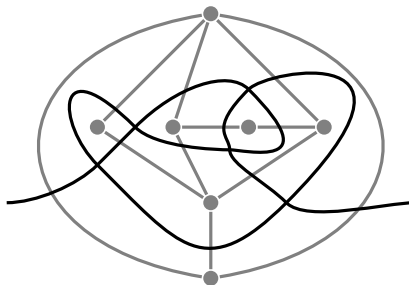


FIGURE 13. The 2-tangle P (black) and its dual quadrangulation (gray).

Proof. Let P be the 2-tangle in Figure 13. P is a viable candidate for the Pattern Theorem for knot shadows under connect sum attachment. Furthermore P has no reflective symmetry by inspection, and any of the ways of attaching P keep the object in the class of knot shadows (as P is a 2-tangle consisting of one component). This proves that knot shadows are asymmetric. \square

Proposition 13. *The proportion of prime knot shadows in \mathcal{PK} with nontrivial automorphisms is exponentially small. Additionally, the proportion of knot diagrams in \mathcal{PK} with nontrivial automorphisms is exponentially small.*

Proof. Take P as in Figure 14. Then P consists of exactly two link components and is

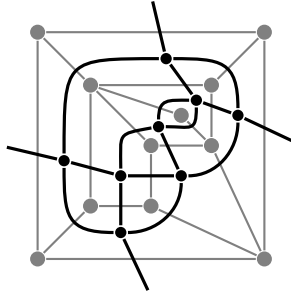


FIGURE 14. Choice of P for proving that prime knot shadows are asymmetric

of red-blue-red-blue type; any way of replacing a vertex in a knot shadow with a 4-tangle curve of red-blue-red-blue type keeps the number of link components constant and hence is free. Furthermore, P satisfies the hypotheses for Theorem 10 together with crossing replacement. \square

Application of the above theorems provides us with the following corollary which enables us to transfer any asymptotic numerical results or sampling results on rooted diagrams to unrooted diagrams.

Corollary 14. *Let L be a uniform random variable taking values in the space \mathcal{K}_n or \mathcal{L}_n . Then there exist constants $C, \alpha > 0$ so that $\mathbb{P}(\text{aut } L \neq 1) < Ce^{-\alpha n}$. Hence, rooted diagrams behave like unrooted diagrams and there are a.a.s. $2n$ rooted diagrams to each unrooted diagram.*

Indeed, link diagrams with n vertices are dual to quadrangulations with $n + 2$ faces; there are $n + 2$ ways of choosing the “exterior” root face and then 4 ways of rooting the edges around this chosen face. Hence if $\tilde{\ell}_n, \tilde{k}_n$ are the counts of unrooted link or knot diagrams we have that in the limit,

$$\tilde{\ell}_n \underset{n \rightarrow \infty}{\sim} \frac{\ell_n}{4(n+2)} \quad \text{and} \quad \tilde{k}_n \underset{n \rightarrow \infty}{\sim} \frac{k_n}{4(n+2)}.$$

7. SOME NUMERICAL RESULTS

Gilles Schaeffer’s `PlanarMap` software [29] is able to uniformly sample rooted link shadows and rooted prime link shadows by using a bijection between shadows and objects called *blossom trees* [30, 28]. We have implemented this functionality into `plCurve` in order to uniformly sample rooted (possibly prime) link diagrams. By rejecting link diagrams with more than one component, we are able to restrict and, with some effort, uniformly sample rooted (possibly prime) knot diagrams. An example of such a knot diagram with 150 crossings is presented in Figure 15.

One may be concerned that the “asymptotic” behavior proved in the prior section only applies to knot diagrams with an absurd number of crossings (in the sense that no physical knot should be expected to be so complicated). However, exact and numerical results show that this behavior is attained very quickly. For example, almost all 10-crossing knot diagrams have no nontrivial automorphisms! Similar behavior appears for the class of prime knot diagrams.

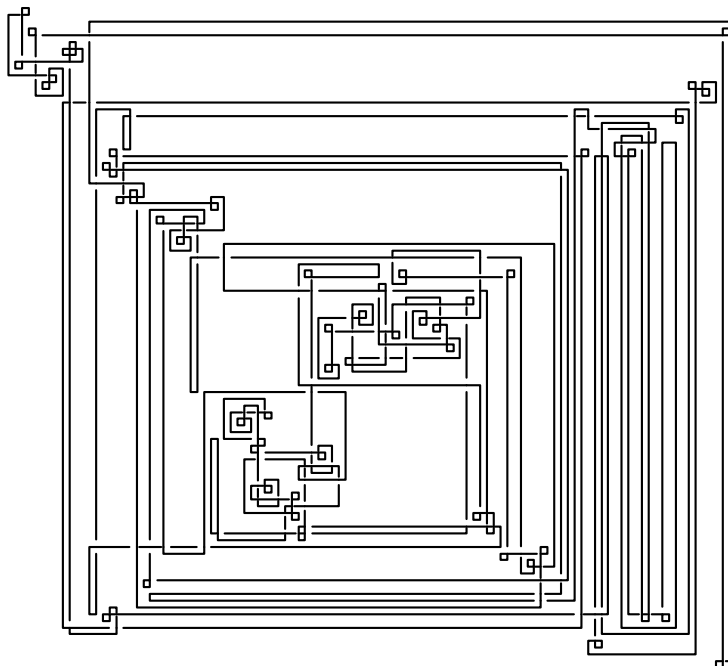


FIGURE 15. A randomly sampled knot diagram with 150 crossings, presented in a particular orthogonal projection. The drawing itself was produced using Culler and Dunfield’s `PLink` software [10].

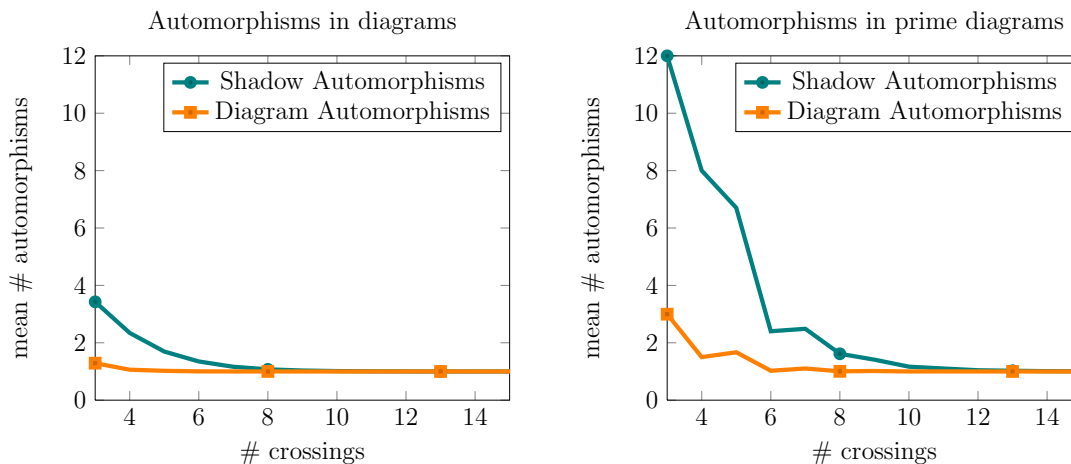


FIGURE 16. Automorphisms in knot diagrams decrease exponentially quickly.

This allows us to expand on our results in [5]. Although we no longer have *exact* numerics, we can break past the 10-crossing barrier with relative ease and good precision. Compare the chart in Figure 17 to Table III in [5].

As mentioned before, we are interested in how the knot diagram model differs from other models of random knotting. Specifically, we note that if there is universality of knot probability ratios in lattice models [26], our data suggests that it does not extend to the knot diagram model. For instance, Rechnitzer and Rensburg speculate that, for all self-avoiding

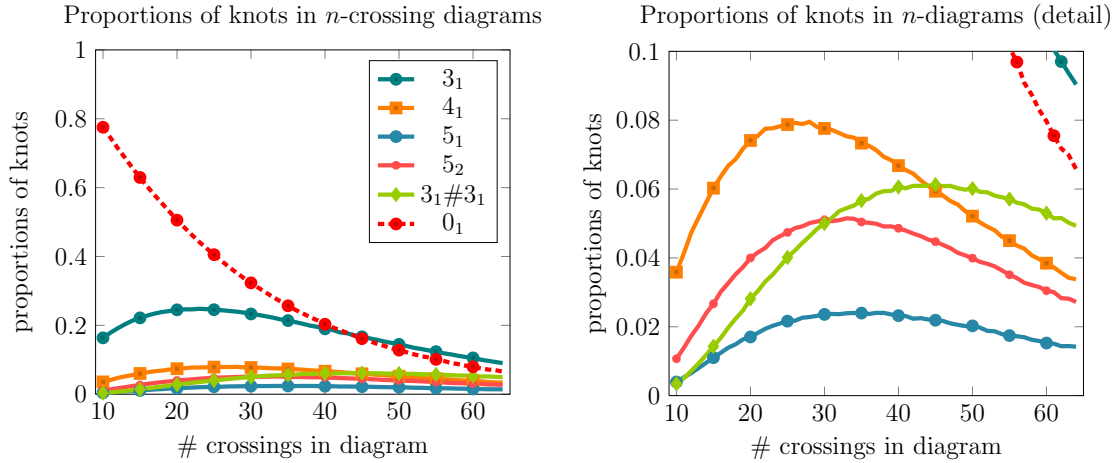


FIGURE 17. Probabilities of some typical knot types as the number of crossings varies from $n = 10$ to $n = 64$. 500,000 samples were attempted for each n , although samples were discarded if a knot diagram was not produced after 50 attempts. There were, *e.g.* 258,377 samples for $n = 64$.

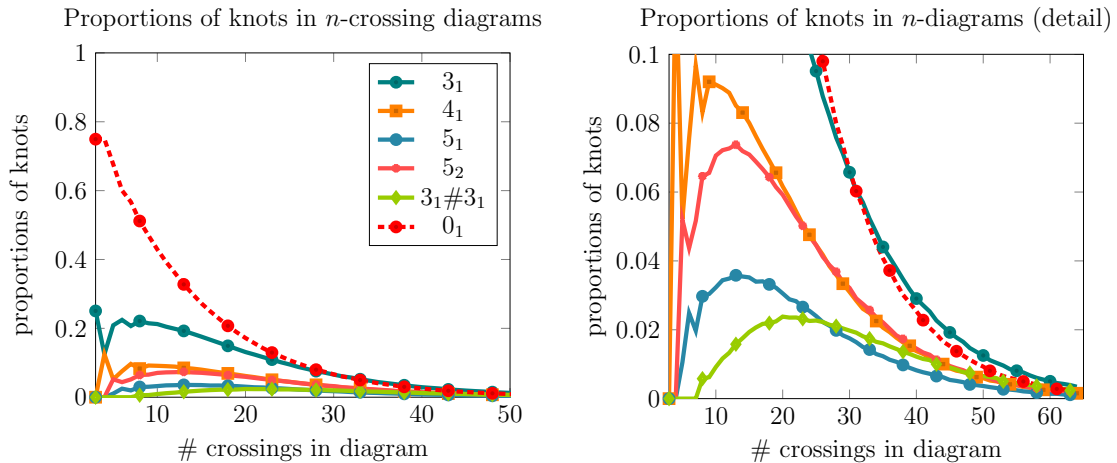


FIGURE 18. Probabilities of some typical knot types in prime diagrams as the number of crossings varies from $n = 3$ to $n = 64$. 500,000 samples were attempted for each n , although samples were discarded if a knot diagram was not produced after 50 attempts. There were, *e.g.* 496,151 samples for $n = 64$.

polygon models of knotting, that the ratio of 3_1 knots to 4_1 knots should be $28(\pm 1)$ -to-1, while our data suggests that in the knot diagram model, the ratio is about $3(\pm 1)$ -to-1.

REFERENCES

- [1] Marie Albenque, Éric Fusy, and Dominique Poulalhon. "On Symmetric Quadrangulations and Triangulations". In: *Eur. J. Comb.* 35 (Jan. 2014), pp. 13–31.

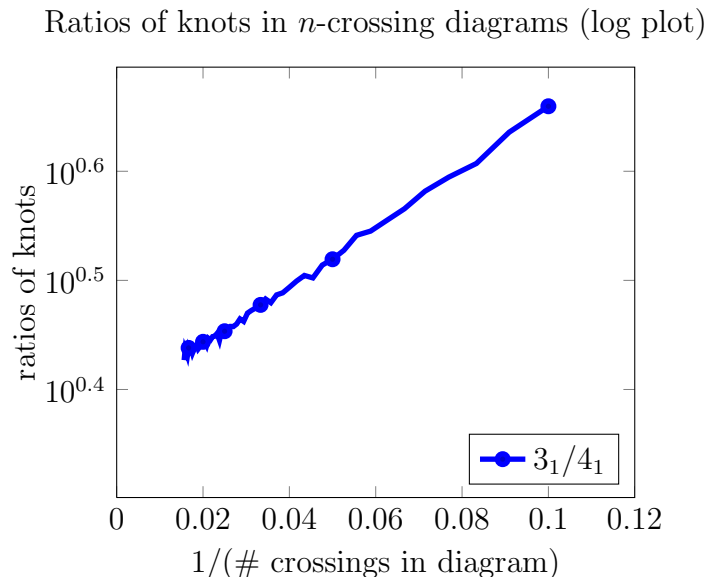


FIGURE 19. Experiments suggest that the limiting ratio of 3_1 to 4_1 in the knot diagram model is about $3(\pm 1)$. Data is drawn from the same experiment as Figure 17.

- ISSN: 0195-6698. DOI: 10.1016/j.ejc.2013.06.031. URL: <http://dx.doi.org/10.1016/j.ejc.2013.06.031>.
- [2] Edward A Bender and E.Rodney Canfield. “The asymptotic number of rooted maps on a surface”. In: *Journal of Combinatorial Theory, Series A* 43.2 (1986), pp. 244–257. ISSN: 0097-3165. DOI: [http://dx.doi.org/10.1016/0097-3165\(86\)90065-8](http://dx.doi.org/10.1016/0097-3165(86)90065-8). URL: <http://www.sciencedirect.com/science/article/pii/0097316586900658>.
- [3] Edward A. Bender, Zhi-Cheng Gao, and L.Bruce Richmond. “Submaps of maps. I. General 0-1 laws”. In: *Journal of Combinatorial Theory, Series B* 55.1 (1992), pp. 104–117. ISSN: 0095-8956. DOI: [http://dx.doi.org/10.1016/0095-8956\(92\)90034-U](http://dx.doi.org/10.1016/0095-8956(92)90034-U). URL: <http://www.sciencedirect.com/science/article/pii/009589569290034U>.
- [4] E. Brézin et al. “Planar diagrams”. In: *Communications in Mathematical Physics* 59.1 (1978), pp. 35–51. ISSN: 1432-0916. DOI: 10.1007/BF01614153. URL: <http://dx.doi.org/10.1007/BF01614153>.
- [5] Jason Cantarella, Harrison Chapman, and Matt Mastin. “Knot Probabilities in Random Diagrams”. In: *arXiv preprints* (Dec. 2015). arXiv:1512.05749.
- [6] Jason Cantarella, Tetsuo Deguchi, and Clayton Shonkwiler. “Probability Theory of Random Polygons from the Quaternionic Viewpoint”. In: *Communications on Pure and Applied Mathematics* 67.10 (2013), pp. 1658–1699. DOI: 10.1002/cpa.21480. URL: <http://dx.doi.org/10.1002/cpa.21480>.
- [7] Jason Cantarella et al. “The expected total curvature of random polygons”. In: *American Journal of Mathematics* 137.2 (2015), pp. 411–438. DOI: 10.1353/ajm.2015.0015. URL: <http://dx.doi.org/10.1353/ajm.2015.0015>.
- [8] Moshe Cohen and Sunder Ram Krishnan. “Random knots using Chebyshev billiard table diagrams”. In: *Topology and its Applications* 194 (2015), pp. 4–21. ISSN:

- 0166-8641. DOI: <http://dx.doi.org/10.1016/j.topol.2015.07.018>. URL: <http://www.sciencedirect.com/science/article/pii/S0166864115003119>.
- [9] Robert Coquereaux and Jean-Bernard Zuber. “Maps, immersions and permutations”. In: *ArXiv e-prints* (July 2015). arXiv:1507.03163 [math.CO].
- [10] Marc Culler and Nathan M. Dunfield. *PLink, a computer program for viewing and editing piecewise linear link projections*. Available at <http://www.math.uic.edu/t3m/plink/doc/> (31/05/2016).
- [11] Max Delbrück. “Knotting Problems in Biology”. In: *Mathematical Problems in the Biological Sciences*. Ed. by R. Bellman. American Mathematical Society, 1962. Chap. 5, pp. 55–63. DOI: 10.1090/psapm/014. URL: <http://dx.doi.org/10.1090/psapm/014>.
- [12] Yuanan Diao. “The Knotting of Equilateral Polygons in \mathbb{R}^3 ”. In: *Journal of Knot Theory and Its Ramifications* 04.02 (1995), pp. 189–196. DOI: 10.1142/S0218216595000090. eprint: <http://www.worldscientific.com/doi/pdf/10.1142/S0218216595000090>. URL: <http://www.worldscientific.com/doi/abs/10.1142/S0218216595000090>.
- [13] Yuanan Diao, Claus Ernst, and Uta Ziegler. “Generating Large Random Knot Projections”. In: *Physical and Numerical Models in Knot Theory*. World Scientific, 2012. Chap. 23, pp. 473–494. DOI: 10.1142/9789812703460_0023. URL: http://www.worldscientific.com/doi/abs/10.1142/9789812703460_0023.
- [14] Nathan Dunfield et al. *Random Knots: A preliminary report*. 2014. URL: http://www.math.uiuc.edu/~nmd/preprints/slides/random_knots.pdf.
- [15] Chaim Even-Zohar et al. “Invariants of Random Knots and Links”. In: (2014). arXiv:1411.3308v2 [math.GT]. URL: <http://arxiv.org/abs/1411.3308v2>.
- [16] H. L. Frisch and E. Wasserman. “Chemical Topology 1”. In: *J. Am. Chem. Soc.* 83.18 (1961), pp. 3789–3795. DOI: 10.1021/ja01479a015. URL: <http://dx.doi.org/10.1021/ja01479a015>.
- [17] Douglas Jungreis. “Gaussian Random Polygons Are Globally Knotted”. In: *Journal Of Knot Theory And Its Ramifications* 03.04 (1994), pp. 455–464. DOI: 10.1142/S0218216594000332. eprint: <http://www.worldscientific.com/doi/pdf/10.1142/S0218216594000332>. URL: <http://www.worldscientific.com/doi/abs/10.1142/S0218216594000332>.
- [18] Harry Kesten. “On the Number of Self-Avoiding Walks”. In: *J. Math. Phys.* 4.7 (1963), p. 960. DOI: 10.1063/1.1704022. URL: <http://dx.doi.org/10.1063/1.1704022>.
- [19] Harry Kesten. “On the Number of Self-Avoiding Walks. II”. In: *J. Math. Phys.* 5.8 (1964), p. 1128. DOI: 10.1063/1.1704216. URL: <http://dx.doi.org/10.1063/1.1704216>.
- [20] N. Madras and G. Slade. *The Self-Avoiding Walk*. Probability and Its Applications. Birkhäuser Boston, 2013. ISBN: 9781461241324. URL: <https://books.google.com/books?id=JsoFCAAQBAJ>.
- [21] Matt Mastin. “Links and Planar Diagram Codes”. In: *Journal of Knot Theory and Its Ramifications* 24.03 (2015), p. 1550016. DOI: 10.1142/S0218216515500169. eprint: <http://www.worldscientific.com/doi/pdf/10.1142/S0218216515500169>. URL: <http://www.worldscientific.com/doi/abs/10.1142/S0218216515500169>.

- [22] S K Nechaev, A Yu Grosberg, and A M Vershik. “Random walks on braid groups: Brownian bridges, complexity and statistics”. In: *Journal of Physics A: Mathematical and General* 29.10 (1996), pp. 2411–2433.
- [23] Eric J. Rawdon, Kenneth C. Millett, and Andrzej Stasiak. “Subknots in ideal knots, random knots, and knotted proteins”. In: *Sci Rep* 5 (2015). 25753957[pmid], p. 8928. ISSN: 2045-2322. DOI: 10.1038/srep08928. URL: <http://www.ncbi.nlm.nih.gov/pmc/articles/PMC4354144/>.
- [24] K. Reidemeister. *Knotentheorie*. Ergebnisse der Mathematik und Ihrer Grenzgebiete. Chelsea Pub. Co., 1948. URL: <https://books.google.com/books?id=W8s-AAAAIAAJ>.
- [25] E. J. Janse van Rensburg. *The statistical mechanics of interacting walks, polygons, animals and vesicles*. Vol. 18. Oxford Lecture Series in Mathematics and its Applications. Oxford University Press, Oxford, 2000, pp. x+379. ISBN: 0-19-850561-2.
- [26] E J Janse van Rensburg and A Rechnitzer. “On the universality of knot probability ratios”. In: *Journal of Physics A: Mathematical and Theoretical* 44.16 (2011), p. 162002. URL: <http://stacks.iop.org/1751-8121/44/i=16/a=162002>.
- [27] L.B. Richmond and N.C. Wormald. “Almost All Maps Are Asymmetric”. In: *Journal of Combinatorial Theory, Series B* 63.1 (1995), pp. 1–7. ISSN: 0095-8956. DOI: <http://dx.doi.org/10.1006/jctb.1995.1001>. URL: <http://www.sciencedirect.com/science/article/pii/S0095895685710015>.
- [28] Gilles Schaeffer. “Bijective census and random generation of Eulerian planar maps with prescribed vertex degrees.” eng. In: *The Electronic Journal of Combinatorics* 4.1 (1997), Research paper R20, 14 p.–Research paper R20, 14 p. URL: <http://eudml.org/doc/119255>.
- [29] Gilles Schaeffer. “Random Sampling of Large Planar Maps and Convex Polyhedra”. In: *Proceedings of the Thirty-first Annual ACM Symposium on Theory of Computing*. STOC '99. Atlanta, Georgia, USA: ACM, 1999, pp. 760–769. ISBN: 1-58113-067-8. DOI: 10.1145/301250.301448. URL: <http://doi.acm.org/10.1145/301250.301448>.
- [30] Gilles Schaeffer and Paul Zinn-Justin. “On the asymptotic number of plane curves and alternating knots”. In: *Experiment. Math.* 13.4 (2004), pp. 483–493. ISSN: 1058-6458.
- [31] Joanna I. Sulkowska et al. “Conservation of complex knotting and slipknotting patterns in proteins”. In: *Proceedings of the National Academy of Sciences* 109.26 (2012), E1715–E1723. DOI: 10.1073/pnas.1205918109. eprint: <http://www.pnas.org/content/109/26/E1715.full.pdf>. URL: <http://www.pnas.org/content/109/26/E1715.abstract>.
- [32] De Witt Sumners and Stuart G. Whittington. “Knots in self-avoiding walks”. In: *J. Phys. A: Math. Gen.* 21.7 (1988), pp. 1689–1694. DOI: 10.1088/0305-4470/21/7/030. URL: <http://dx.doi.org/10.1088/0305-4470/21/7/030>.
- [33] W. T. Tutte. “A census of planar maps”. In: *Canad. J. Math.* 15 (1963), pp. 249–271. ISSN: 0008-414X.
- [34] J B Wilker and S G Whittington. “Extension of a theorem on super-multiplicative functions”. In: *Journal of Physics A: Mathematical and General* 12.10 (1979), p. L245. URL: <http://stacks.iop.org/0305-4470/12/i=10/a=001>.

DEPARTMENT OF MATHEMATICS, UNIVERSITY OF GEORGIA, ATHENS GA