

Kondo physics of the Anderson impurity model by Distributional Exact Diagonalization

S. Motahari, R. Requist, and D. Jacob

Max-Planck-Institut für Mikrostrukturphysik, 06120 Halle, Weinberg 2

(Dated: July 18, 2022)

The Distributional Exact Diagonalization (DED) scheme is applied to the description of Kondo physics in the Anderson impurity model. DED maps Anderson's problem of an interacting impurity level coupled to an infinite bath onto an ensemble of finite Anderson models, each of which can be solved by exact diagonalization. An approximation to the self-energy of the original infinite model is then obtained from the ensemble averaged self-energy. Using Friedel's sum rule, we show that the particle number constraint, a central ingredient of the DED scheme, ultimately imposes Fermi liquid behavior on the ensemble averaged self-energy, and thus is essential for the description of Kondo physics within DED. Using the Numerical Renormalization Group (NRG) method as a benchmark, we show that DED yields excellent spectra, both inside and outside the Kondo regime for a moderate number of bath sites. Only for very strong correlations ($U/\Gamma \gg 10$) does the number of bath sites needed to achieve good quantitative agreement become too large to be computationally feasible.

I. INTRODUCTION

The Anderson impurity model (AIM)¹ plays a central role in the understanding of one of the most intriguing many-body phenomena, the Kondo effect,² and is also at the heart of Dynamical Mean-Field Theory (DMFT).³⁻⁶ The Numerical Renormalization Group method⁷ solves the model exactly, but is computationally very demanding and unable to make use of the strongest form of parallelization. Another numerically exact method for solving the AIM is the Continuous-time Quantum Monte Carlo (CTQMC) algorithm,⁸ which can be parallelized efficiently, but has the disadvantage of working in imaginary time. The necessary analytical continuation back to the real axis brings about artifacts in the spectral function. Another serious drawback of CTQMC is its restriction to relatively high temperatures, making this approach of limited use for the study of low-temperature phenomena such as the Kondo effect.

A number of approximate methods for solving the Anderson model exist as well. The Non-Crossing Approximation (NCA)^{9,10} and One-Crossing Approximation (OCA),^{11,12} for example, consist in a diagrammatic expansion around the atomic limit, summing only a subset of diagrams to infinite order. Both NCA and OCA yield qualitatively correct spectra for not too low temperatures. While the simpler NCA strongly underestimates the width of the Kondo peak, the vertex corrections within OCA lead to a quantitatively correct estimate of the Kondo scale. At lower temperatures, both NCA and OCA show spurious non-Fermi liquid behavior, leading to artifacts in the spectra.^{13,14} Many other approximate schemes for solving the AIM exist,¹⁵⁻¹⁹ though all are burdened with some kind of limitation.

Common to most approximation schemes is the solution of the infinite AIM, consisting of an impurity level coupled to an infinite and continuous bath representing a conduction electron band. A different route is to replace the infinite AIM by a finite one that can then be solved by numerical diagonalization.^{20,21} The infinite and continu-

ous conduction electron bath is approximated by a finite number of discrete bath levels. When this approach is adopted in DMFT as an impurity solver, it yields thermodynamic and static quantities in very good agreement with e.g. numerically exact CTQMC but often leads to artifacts in the spectral functions stemming from finite size effects. Especially in the Kondo regime, the discrete nature of the conduction electron bath in the exact diagonalization approach seriously compromises the correctness of the impurity density of states, a key observable²² in the scanning tunneling spectroscopy of surface Kondo systems such as Ce on silver²³ or Co on gold²⁴ and copper²⁵⁻³³ surfaces.

Recently, Granath and Strand have proposed a novel method for solving the AIM that overcomes the problem of discretization artifacts. The Distributional Exact Diagonalization (DED) approach^{34,35} maps the infinite Anderson model onto an *ensemble* of finite Anderson models instead of a single effective finite Anderson model. The ensemble average of the self-energies of the finite Anderson models provides a smooth approximation to the self-energy of the original infinite Anderson model that is also free of finite-size artifacts. An advantage of the DED method in comparison with NRG is its straightforward and efficient large-scale parallelization. Different strategies for improving direct diagonalization methods have been proposed recently. In one, a careful selection of basis states makes it possible to include a large number of bath levels.³⁶ In another, the parameters of an effective finite Anderson model are variationally optimized.³⁷

Here we show that the DED approach gives an excellent description of the Anderson model inside and outside the Kondo regime, except for very strong correlations. We find that already for a very small number of 1-2 bath sites, the spectra are in good qualitative agreement with exact spectra calculated by NRG. For a moderate number of 5-7 bath sites the agreement becomes excellent, also with regard to the width of the Kondo peak. Only for very strong correlation strength ($U/\Gamma \gg 10$) does the number of bath sites necessary to obtain quan-

tative results become computationally prohibitive due to the exponential growth of the Kondo screening cloud with correlation strength.

The paper is organized as follows. In Sec. II we first review the DED method, originally introduced by Granath and Strand, and then elucidate the role of the particle number constraint that is needed to make the method work. In Sec. III we apply the DED method to the single-orbital AIM, both in the particle-hole (ph) symmetric case (Sec. III. A) and in the presence of asymmetry (Sec. III. B). Finally, in Sec. IV we conclude the paper with a discussion of the results and a perspective on using DED for more general types of Anderson impurity models.

II. METHOD

A. Review of the DED Algorithm

We consider the AIM of a single interacting impurity level coupled to an infinite bath of conduction electrons:

$$H = \epsilon_d n_d + U n_{d\uparrow} n_{d\downarrow} + \sum_{\sigma,k} \epsilon_k c_{k\sigma}^\dagger c_{k\sigma} + \sum_{\sigma,k} V_k (d_\sigma^\dagger c_{k\sigma} + c_{k\sigma}^\dagger d_\sigma) \quad (1)$$

with d_σ (d_σ^\dagger) the annihilation (creation) operator for the impurity level d and spin σ , $c_{k\sigma}$ ($c_{k\sigma}^\dagger$), the annihilation (creation) operators for bath levels k and spin σ , $n_{d\sigma} = d_\sigma^\dagger d_\sigma$, $n_d = \sum_\sigma n_{d\sigma}$, ϵ_d the bare impurity level energy, U the on-site Coulomb repulsion at the impurity, ϵ_k the band energy of conduction electrons, and V_k the coupling between the impurity level d and conduction electron k . The chemical potential μ is assumed to be zero throughout the paper.

The general idea of the DED approach is to map the infinite Anderson model to an ensemble of relatively small *finite* Anderson models that can be diagonalized exactly. Our starting point is the non-interacting retarded Green's function:

$$G_0(\omega) = \frac{1}{\omega^+ - \epsilon_d - \Sigma_0 - \Delta(\omega)} \quad (2)$$

where $\Delta(\omega)$ is the hybridization function $\Delta(\omega) = \sum_k \frac{(V_k)^2}{\omega^+ - \epsilon_k}$, describing the renormalization (real part) and broadening (imaginary part) of the impurity level due to the coupling to the conduction electron bath. For all calculations presented here we assume a flat hybridization function, i.e. $\Delta(\omega) = -i\Gamma$ (wide band limit), but the approach is not limited in that respect.

The parameter Σ_0 can be understood as an effective one-body potential for the non-interacting reference system. Its exact role will be elucidated later in the context of the constraint (see Sec. IIB). Anticipating our later discussion, we mention here that Fermi liquid theory considerations suggest that Σ_0 should be the real part

of the interacting self-energy at the Fermi level. In including Σ_0 already at this stage, and interpreting it as an effective one-body potential, our approach deviates somewhat from the one originally proposed by Granath and Strand³⁴ (see Sec. IIB for a detailed discussion).

Next, G_0 is represented by a large number M of poles b_i on the real axis, thereby effectively discretizing the conduction electron bath:

$$G_0(\omega) = \sum_{i=1}^M \frac{a_i}{\omega^+ - b_i}. \quad (3)$$

Here a_i are the residues corresponding to the poles b_i which have to be normalized according to $\sum a_i = 1$. We then divide the poles into N groups of size n ($Nn = M$):

$$G_0(\omega) = \frac{1}{N} \sum_{\nu=1}^N \sum_{i=1}^n \frac{a_i^\nu}{\omega^+ - b_i^\nu} = \frac{1}{N} \sum_{\nu} G_0^\nu(\omega), \quad (4)$$

where n is a relatively small integer number that ultimately determines the size of the finite AIM, and N the number of finite-size Anderson model samples in the ensemble. Now the residues in *each group* have to be normalized according to $\sum_{i=1}^n a_i^\nu = 1$ for all $\nu = 1 \dots N$.

The poles representing $G_0(\omega)$ are generated randomly using the non-interacting spectral density $\rho_0(\omega) = -\text{Im}[G_0(\omega)]/\pi$ as the probability distribution. Each set ν of n such randomly chosen poles then uniquely defines the non-interacting part of a finite-size (n sites) Anderson model:

$$H_0^\nu = \epsilon_0^\nu \sum_{\sigma} d_\sigma^\dagger d_\sigma + \sum_{\sigma,k=1}^{n-1} V_k^\nu (d_\sigma^\dagger c_{k\sigma} + c_{k\sigma}^\dagger d_\sigma) + \sum_{\sigma,k=1}^{n-1} \epsilon_k^\nu c_{k\sigma}^\dagger c_{k\sigma}. \quad (5)$$

The mapping from the set of poles to the parameters of the finite Anderson model is achieved by equating $G_0^\nu(\omega)$ and the impurity Green's function (GF) corresponding to H_0^ν :

$$\sum_{i=1}^n \frac{a_i^\nu}{\omega^+ - b_i^\nu} = \left(\omega^+ - \epsilon_0^\nu - \sum_{k=1}^{n-1} \frac{(V_k^\nu)^2}{\omega^+ - \epsilon_k^\nu} \right)^{-1}, \quad (6)$$

where the residues are taken to be constant with $a_i^\nu = 1/n$. Note that since the poles b_i^ν are chosen to be distributed randomly according to the probabilities $\rho_0(b_i^\nu)$, the seemingly reasonable choice $a_i^\nu \sim \rho_0(b_i^\nu)$ for the residues is actually wrong as it would lead to a sampled non-interacting DOS different from $\rho_0(\omega)$. The bath energy levels ϵ_k^ν can now be found from the roots of G_0^ν ,

$$G_0^\nu(\omega = \epsilon_k^\nu) = 0 \quad \forall k = 1, \dots, n-1, \quad (7)$$

while the hoppings V_k^ν between the impurity and the bath levels are obtained from the derivative of G_0^ν at the bath

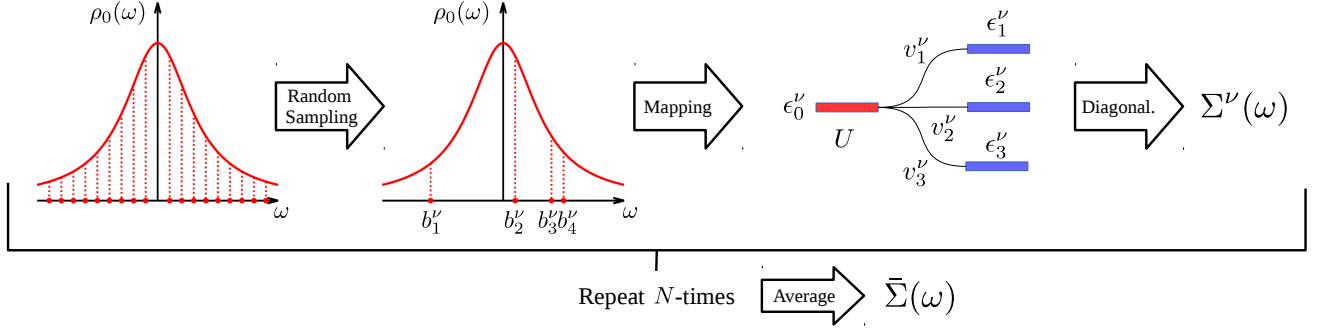


FIG. 1. Schematic representation of the DED method. The non-interacting density of the impurity level $\rho_0(\omega)$ is interpreted as a probability distribution for the poles of the non-interacting Green's function $G_0(\omega)$. A finite number of poles b_i^ν is then generated randomly according to the distribution $\rho_0(\omega)$. The selected n poles uniquely define a finite Anderson model H^ν with $n - 1$ bath sites. Diagonalization of H^ν yields the self-energy $\Sigma^\nu(\omega)$ corresponding to the finite Anderson model. This process is repeated many times (N). An approximation to the self-energy of the original infinite Anderson model (1) is obtained from the ensemble average of the self-energies of the finite Anderson model samples (13).

level energies as

$$\left. \frac{dG_0^\nu}{d\omega} \right|_{\epsilon_k^\nu} = -\frac{1}{(V_k^\nu)^2} \quad \forall k = 1, \dots, n-1. \quad (8)$$

Finally, the impurity level energy is obtained from the mean value of sampled poles:

$$\epsilon_0^\nu = \sum_{i=1}^n a_i^\nu b_i^\nu = \frac{1}{n} \sum_{i=1}^n b_i^\nu \quad (9)$$

In the next step, the interacting finite Anderson model is obtained by adding the interaction part, and, importantly, subtracting out the effective one-body potential Σ_0 , to avoid double counting of interactions:

$$H^\nu = H_0^\nu + U n_{d\uparrow} n_{d\downarrow} - \Sigma_0 n_d \quad (10)$$

Hence we see that Σ_0 does not really play a role yet. The role of Σ_0 will become clear later in the context of the constraint (see Sec. II B). For later convenience we also define the bare impurity level $\epsilon_d^\nu = \epsilon_0^\nu - \Sigma_0$ of the finite model. Note that $\epsilon_d^\nu \rightarrow \epsilon_d$ in the limit of $n \rightarrow \infty$.

The finite Anderson model Hamiltonian H^ν is now diagonalized numerically. This yields the many-body eigenstates $|m^\nu\rangle$ and corresponding eigenenergies E_m^ν . The GF for the impurity level is then obtained from the Lehmann representation:

$$G_\sigma^\nu(\omega) = \sum_m \frac{|\langle m^\nu | d_\sigma | 0^\nu \rangle|^2}{\omega^+ + E_m^\nu - E_0^\nu} + \sum_m \frac{|\langle m^\nu | d_\sigma^\dagger | 0^\nu \rangle|^2}{\omega^+ + E_0^\nu - E_m^\nu} \quad (11)$$

where $|0^\nu\rangle$ and E_0^ν denote the ground state and corresponding ground state energy.³⁸ The corresponding self-energy of the finite Anderson model is

$$\Sigma_\sigma^\nu(\omega) = (G_0^\nu(\omega))^{-1} - (G_\sigma^\nu(\omega))^{-1} + \Sigma_0 \quad (12)$$

This process of generating finite Anderson model Hamiltonians H^ν and calculating their self-energies Σ_σ^ν is repeated N times. Finally, an approximation to the self-energy of the original *infinite* Anderson model is obtained from the ensemble average

$$\bar{\Sigma}_\sigma(\omega) = \frac{1}{N} \sum_{\nu=1}^N \Sigma_\sigma^\nu(\omega) \quad (13)$$

An approximation to the corresponding interacting GF is obtained from $G_\sigma(\omega) = (\omega^+ - \epsilon_d - \bar{\Sigma}_\sigma(\omega) - \Delta(\omega))^{-1}$. As observed by Granath and Strand, obtaining an approximation to the GF of the infinite Anderson model by directly averaging the $G_\sigma^\nu(\omega)$ is not an option, since the sample-averaged interacting and non-interacting GFs $\bar{G}_\sigma(\omega) = \frac{1}{N} \sum_\nu G_\sigma^\nu(\omega)$ and $\bar{G}_0(\omega) = \frac{1}{N} \sum_\nu G_0^\nu(\omega)$, respectively, do not form a proper pair of interacting and non-interacting GFs connected by the Dyson equation.³⁴ Fig. 1 shows a schematic representation summarizing the main steps of the DED procedure.

B. Role of the constraint

Granath and Strand found that in order to obtain valid spectra not all randomly generated Anderson models can be accepted. As can be seen in Fig. 2 (green line), the Kondo peak is practically non-existent and the Hubbard side peaks are overestimated when all randomly generated finite Anderson model samples contribute equally. In order to deal with this problem, Granath and Strand introduced a constraint comparing the number of particles in the interacting and non-interacting systems. More precisely, a sample ν is only accepted if

$$N^\nu \stackrel{(!)}{=} N_0^\nu \quad (14)$$

where N^ν is the number of particles of the ground state of the interacting model H^ν and N_0^ν that of the non-

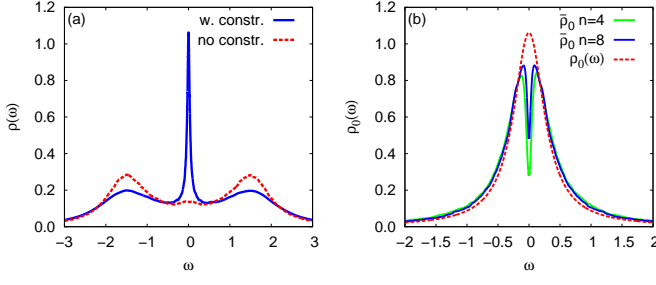


FIG. 2. Effect of constraint: (a) Comparison of spectra calculated with (blue line) and without (red dashed line) imposing the particle number constraint for $n = 4$ sites, $\Gamma = 0.3$, $U = 3$, $\epsilon_d = -U/2$. (b) Comparison of sampled non-interacting DOS $\bar{\rho}_0(\omega) = -\text{Im } \bar{G}_0(\omega)/\pi$ for different number of sites with original Lorentzian non-interacting DOS $\rho_0(\omega)$.

interacting model H_0^ν . As can be seen in Fig. 2 (red line), applying the constraint indeed recovers the full height of the Kondo peak at the Fermi level and lowers the Hubbard side peaks.

In order to elucidate the role played by the constraint, we now consider Friedel's sum rule for the Anderson model^{2,39,40} which relates the impurity charge $n_{\text{imp},\sigma}$ to the scattering phase shift at the Fermi level. For a finite Anderson model sample ν we can write:

$$n_{\text{imp},\sigma}^\nu = \eta_\sigma^\nu(\epsilon_F)/\pi \quad (15)$$

where the scattering phase shift η_σ^ν is given by

$$\eta_\sigma^\nu(\omega) = \frac{\pi}{2} - \tan^{-1} \left(\frac{\omega - \epsilon_d^\nu - \text{Re}\Sigma_\sigma^\nu(\omega) - \text{Re}\Delta^\nu(\omega)}{\text{Im}\Sigma_\sigma^\nu(\omega) + \text{Im}\Delta^\nu(\omega)} \right) \quad (16)$$

As we are considering a *finite* Anderson model, the hybridization function

$$\Delta^\nu(\omega) = \sum_k \frac{|V_k^\nu|^2}{\omega^+ - \epsilon_k^\nu} \quad (17)$$

which describes the coupling of the impurity level with the bath levels, is the sum of a finite number of poles, and thus non-constant by construction. In this case the impurity charge $n_{\text{imp},\sigma}^\nu$ comprises not only the impurity level occupancy $n_{d,\sigma}^\nu$ but also the additional scattering induced charge $\delta n_{\text{imp},\sigma}^\nu$:

$$\begin{aligned} n_{\text{imp},\sigma}^\nu &= n_{d,\sigma}^\nu + \delta n_{\text{imp},\sigma}^\nu \\ &= - \int_{-\infty}^{\epsilon_F} \frac{d\omega}{\pi} \text{Im} \left(G_\sigma^\nu(\omega) + \sum_k (g_k^\nu(\omega))^2 T_{k\sigma}^\nu(\omega) \right) \end{aligned} \quad (18)$$

where $g_k^\nu(\omega) = 1/(\omega^+ - \epsilon_k^\nu)$ is the propagator for bath-level k , and $T_{k\sigma}^\nu(\omega) = V_k^\nu G_\sigma^\nu(\omega) V_k^\nu$ is the scattering T-matrix.

The total number of electrons N^ν for sample ν is given by the sum of the impurity charge $n_{\text{imp},\sigma}^\nu$ and the bath level occupation $n_{\text{bath}}^\nu = -\text{Im} \int_{-\infty}^{\epsilon_F} d\omega \sum_k g_k(\omega)/\pi$. Since the bath level occupation is the same in the interacting

and non-interacting system, the particle constraint ultimately imposes that the impurity charge, and in turn the phase shifts, are the same for the interacting and non-interacting models:

$$n_{\text{imp},\sigma}^\nu = \frac{\eta_\sigma^\nu(\epsilon_F)}{\pi} \stackrel{\text{constr.}}{=} n_{\text{imp},\sigma,0}^\nu = \frac{\eta_{\sigma,0}^\nu(\epsilon_F)}{\pi} \quad (19)$$

where the phase shift of the non-interacting system is given by

$$\eta_{0,\sigma}^\nu(\omega) = \frac{\pi}{2} - \tan^{-1} \left(\frac{\omega - \epsilon_0^\nu - \text{Re}\Delta^\nu(\omega)}{\text{Im}\Delta^\nu(\omega)} \right) \quad (20)$$

It is here that the effective potential Σ_0 included in the non-interacting GF (2) enters in the constraint: Since $\epsilon_0^\nu = \epsilon_d^\nu + \Sigma_0$ it determines the phase shift $\eta_{0,\sigma}^\nu(\epsilon_F)$ and consequently the impurity charge $n_{\text{imp},\sigma,0}^\nu$ of the non-interacting reference system.

Hence the constraint guarantees that only self-energies $\Sigma_\sigma^\nu(\omega)$ which have the same phase shift as the corresponding non-interacting model contribute to the ensemble average (13). A closer look at the phase shifts η_σ^ν and $\eta_{0,\sigma}^\nu$ of individual finite Anderson model samples ν further reveals that the constraint really establishes a 1:1 correspondence between the excitations of the interacting Hamiltonian H_0^ν and the corresponding non-interacting one H_0 , as required by Fermi liquid theory (see App. A for details). When the constraint is not fulfilled, the 1:1 correspondence with the non-interacting system cannot be established, because the ground state of the interacting system has an odd number of electrons ($N^\nu = N_0^\nu \pm 1$) and thus is a doublet state ($S = 1/2$), while the non-interacting system must have an even number of electrons (single-particle levels are either doubly occupied or unoccupied), and thus has a singlet ground state ($S = 0$). Thus the constraint ultimately enforces that individual Anderson model samples contributing to the self-energy average (13) comply with Nozieres' Fermi liquid picture⁴¹ of the Kondo effect in the strong coupling regime: the impurity spin locks into a total spin singlet state with a few conduction electron bath levels, and the remaining conduction electrons interact weakly with the singlet state, thus leading to Fermi liquid behavior. Since Friedel's sum rule is directly related to the height of the Kondo peak at the Fermi energy, the particle constraint ultimately leads to the recovery of the unitary limit for the interacting spectral function, and consequently to the recovery of Fermi-liquid behavior.

The interpretation of the constraint as a sample-wise enforcement of Fermi liquid behavior suggests that the parameter Σ_0 should be interpreted as an effective one-body potential that can be identified with the real part of the (yet to be determined) many-body self-energy:

$$\Sigma_0 \equiv \text{Re}\bar{\Sigma}(\epsilon_F) \quad (21)$$

This conjecture can be further justified by considering the exact limit of the DED approach: taking the number of poles $n \rightarrow \infty$, the original infinite Anderson model

is recovered. Since now there is only one sample, the constraint must be fulfilled for this one sample, hence the phase shift of the interacting and corresponding non-interacting model must match exactly, leading to:

$$\tan^{-1} \left(\frac{\epsilon_d + \text{Re}\Sigma(\epsilon_F) - \epsilon_F}{\Gamma} \right) \stackrel{(!)}{=} \tan^{-1} \left(\frac{\epsilon_d + \Sigma_0 - \epsilon_F}{\Gamma} \right)$$

which implies (21).

Since the self-energy itself is not known prior to the calculation, Σ_0 has to be determined self-consistently, starting with some initial guess for Σ_0 , for example the Hartree shift $\Sigma_0 \equiv U n_d / 2$ with n_d being the Hartree-Fock occupancy. This is where our approach slightly differs from the one originally proposed by Granath and Strand, which takes Σ_0 as an adjustable parameter to be fixed by demanding that the interacting and non-interacting impurity occupancy n_d be the same.

III. RESULTS

In the following we present results for the AIM described by eq. (1), assuming a constant hybridization function $\Delta(\omega) = -i\Gamma$. The non-interacting density of states $\rho_0(\omega)$ is thus a Lorentzian centered at $\epsilon_d + \Sigma_0$ of width 2Γ . To resolve the interacting spectral functions we use a logarithmic mesh, and a frequency dependent Lorentzian broadening scheme where an imaginary part proportional to the frequency is added to the frequency argument in the denominators of the Green's functions, i.e. $\omega^+ = \omega + i\eta_1 \cdot |\omega|$ with $\eta_1 = 0.02$. The NRG calculations were performed with the NRG Ljubljana code⁴², using the z -averaging technique⁴³ with $z = 64$. For all calculations, we set the conduction band half-width to $D = 10$, the logarithmic discretization parameter to $\Lambda = 2$ and determined the number of states kept at each iteration by an energy cutoff of $10\omega_N$ (ω_N is the characteristic energy scale of iteration N); the maximum number of states kept was 6,600 counting multiplicities. Log-Gaussian broadening⁴⁴ was used in the calculation of the spectral functions with a width parameter of $\alpha = 0.2$ for the asymmetric AIM. For the symmetric AIM, α was varied between 0.15 for small Γ and 0.35 for large Γ .

A. Symmetric Anderson model

First, we study the AIM at particle-hole symmetry, $\epsilon_d = -U/2$ and $\langle n_d \rangle = 1$. In this case the real part of the self-energy at the Fermi level is known prior to calculation, $\Sigma_0 = U/2$, and hence does not have to be determined self-consistently. Fig. 3a shows the impurity spectral function $\rho(\omega) = -\text{Im}G(\omega)/\pi$ for $U = 3$ and $\Gamma = 0.3$ calculated by DED with $n = 8$ sites, in comparison with the NRG spectrum. The DED and NRG spectra are in excellent overall agreement. The Anderson model is in the Kondo regime, where the spectral function is

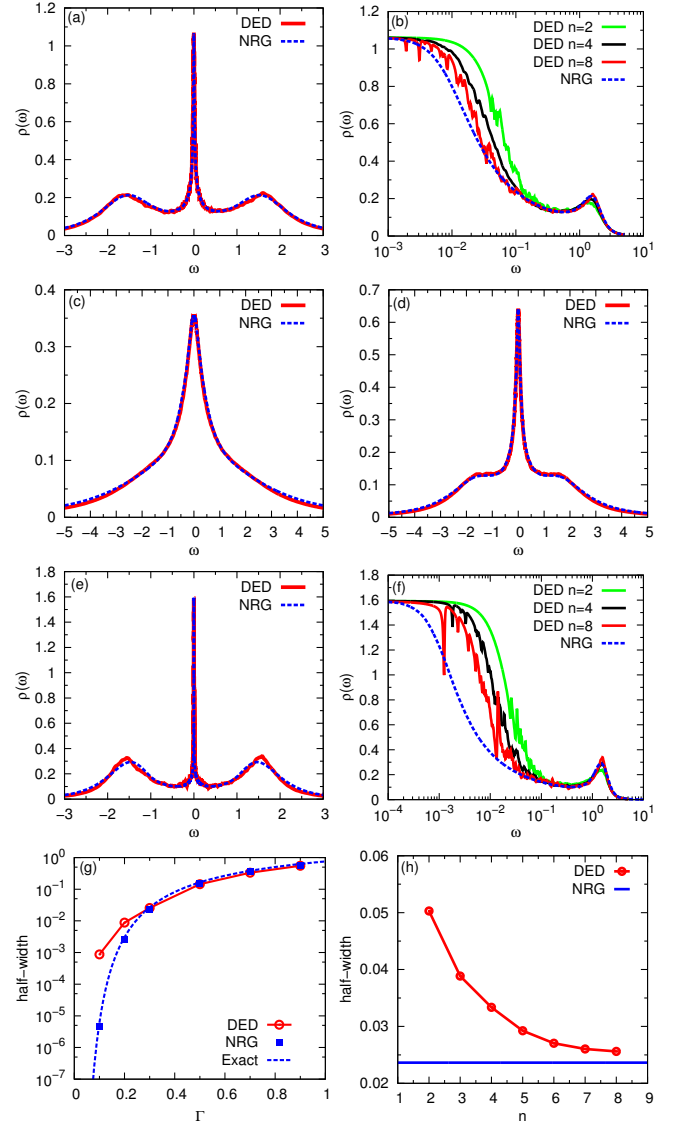


FIG. 3. Comparison between DED and NRG spectra for the symmetric Anderson model. ($U = 3$, $\epsilon_d = -1.5$) (a) DED ($n = 8$) and NRG spectra for $\Gamma = 0.3$ (b) NRG and DED spectra with different number of sites n on a half-log scale for $\Gamma = 0.3$. (c) DED ($n = 6$) and NRG spectra for $\Gamma = 0.9$. (d) DED ($n = 6$) and NRG spectra for $\Gamma = 0.5$. (e) DED ($n = 8$) and NRG spectra for $\Gamma = 0.2$. (f) NRG and DED spectra for different number of sites n on a half-log scale for $\Gamma = 0.2$. (g) Half-width of Kondo peak versus Γ calculated by DED ($n = 8$ for $\Gamma \leq 0.3$ and $n = 6$ for $\Gamma \geq 0.5$) compared to NRG and the exact expression⁴⁵ on half-log scale. (h) Half-width of Kondo peak versus number of sites n compared to NRG for $\Gamma = 0.3$.

characterized by three resonances: The sharp Kondo resonance at the Fermi level and two Hubbard side peaks on either side of the Fermi level close to the excitation energies ϵ_d and $\epsilon_d + U$. In Fig. 3b, we show DED spectra for different numbers of sites n in comparison with NRG for the same set of parameters as in Fig. 3a. In order to better resolve the spectra at low energies, the ener-

gies are plotted on a logarithmic scale. Even for very small models ($n = 2$) there is good qualitative agreement with the NRG spectrum, but the width of the Kondo peak is overestimated roughly by a factor of 2 (see also Fig. 3h), and the height of the Hubbard side peaks is slightly underestimated. Note, however, that the height of the Kondo peak $1/\pi\Gamma$ is always exact, independent of the number of sites n , since it is imposed by the particle constraint, as discussed in Sec. II B. As the number of sites n increases, the quantitative agreement with NRG improves considerably, becoming excellent for $n = 8$ sites. The quantitative improvement with increasing number of sites can also be seen in Fig. 3h, where we show the half-width of the Kondo peak as a function of the model size n in comparison to the NRG value.

Next we investigate how the quality of the DED spectra changes when the correlation strength controlled by U/Γ is altered. In Fig. 3c,d we show a comparison of spectra calculated by DED and NRG for higher values of the broadening Γ than before. For weak correlation strength ($\Gamma = 0.9$, Fig. 3c), the system is no longer in the Kondo regime: the spectra are characterized by a single peak, though different from the Lorentzian of the non-interacting system due to interaction effects. Here the agreement with NRG is excellent already for $n = 2$ (not shown). As the correlation strength increases, more sites are necessary to achieve good quantitative agreement. For $\Gamma = 0.5$ (Fig. 3d), we approach the Kondo regime, and the three peak structure starts to emerge. Now excellent quantitative agreement with NRG can be achieved for $n = 6$ sites. We have already discussed the case $\Gamma = 0.3$ (Figs. 3a,b,h), already in the Kondo regime, where excellent agreement with NRG is reached for $n = 8$ sites. Figures 3e,f show DED spectra in comparison with NRG for $\Gamma = 0.2$, on a normal energy scale (Fig. 3e), and on a logarithmic energy scale (Fig. 3f) for better resolution of the low-energy features. The overall qualitative agreement with the NRG spectrum is again quite good, as can be seen from Fig. 3e. However, the quantitative agreement, especially of the low energy features, i.e. the Kondo peak, is not very good anymore: the width of the Kondo peak is still strongly overestimated by almost a factor of 2 even for $n = 8$ sites. The high energy features on the other hand are captured quite well, although the height of the Hubbard side peaks is slightly overestimated.

This behavior of decreasing quality of the DED at a fixed number of sites with increasing correlation strength U/Γ is summarized in Fig. 3g which shows the half-width of the Kondo peak as a function of Γ , comparing DED for $n = 8$ sites and NRG. For not too strong correlations, i.e. $\Gamma \geq 0.3$ ($U/\Gamma \leq 10$), DED for $n = 8$ sites yields an excellent approximation to the width of the Kondo peak, but begins to deviate from NRG as the correlations become stronger (decreasing Γ). For very strong correlations (i.e. $U/\Gamma \gg 10$), the width of the Kondo peak becomes strongly overestimated, by orders of magnitude (see also Fig. 3e and Fig. 3f). This behavior can

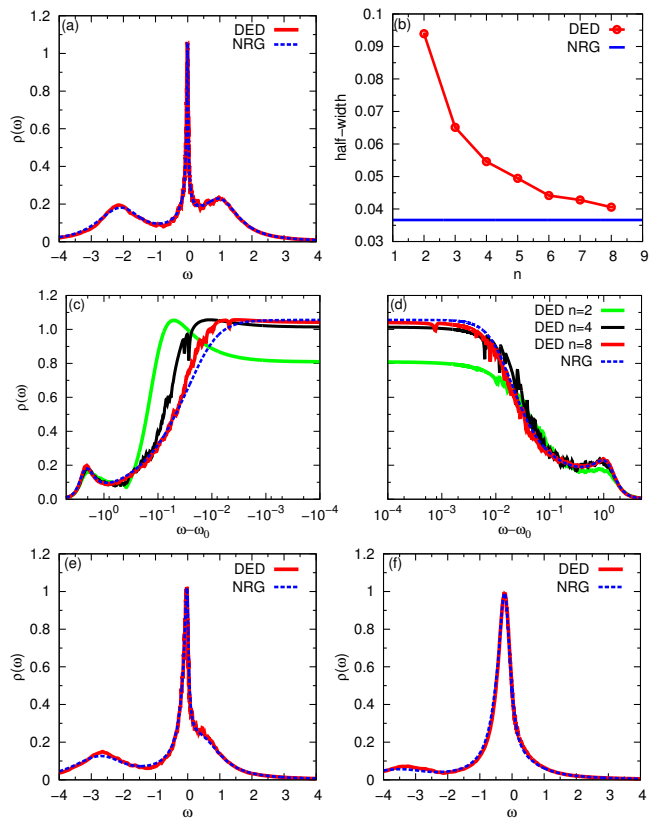


FIG. 4. Comparison between DED and NRG spectra for the asymmetric Anderson model ($U = 3$, $\epsilon_d < -1.5$, $\Gamma = 0.3$). (a) DED (for $n = 8$ sites) and NRG spectra for $\epsilon_d = -2$. (b) Half-width of Kondo peak versus number of sites n compared to NRG ($\epsilon_d = -2$). (c) NRG and DED spectra with different number of sites n for $\epsilon_d = -2$ on a half-log scale for negative energies. (d) NRG and DED spectra with different number of sites n for $\epsilon_d = -2$ on a half-log scale for positive energies. (e) DED (for $n = 8$ sites) and NRG spectra for $\epsilon_d = -2.5$. (f) DED (for $n = 8$ sites) and NRG spectra for $\epsilon_d = -3$.

be understood by considering the Kondo screening cloud, whose spatial extension grows exponentially with increasing correlation strength:⁴⁶ $\xi_K \propto 1/T_K \propto e^{\Gamma/U}$. Thus the number of bath sites necessary to correctly describe the Kondo screening cloud grows exponentially with the correlation strength, leading generally to an overestimation of the Kondo temperature for too small bath sizes. Hence for very strong correlation strengths the DED method cannot provide a quantitatively satisfactory description of the spectra with a computationally feasible number of bath sites. Yet for correlation strengths up to and including $U/\Gamma \approx 10$ DED yields an excellent description of the spectra for small to moderate numbers of bath sites.

B. Asymmetric Anderson model

We now consider the AIM away from particle-hole symmetry, $\epsilon_d < -U/2$ and $\langle n_d \rangle > 1$. As explained before

in Sec. II B, the parameter Σ_0 has to be determined self-consistently since we identified it with the real part of the self-energy at the Fermi level, $\Sigma_0 \equiv \text{Re}\bar{\Sigma}(\epsilon_F)$ which is unknown prior to the DED calculation. We thus start with some reasonable initial guess, for example the Hartree shift $\Sigma_0 \equiv U\langle n_d \rangle/2$, calculated within Hartree-Fock, $\Sigma_0 \equiv U/2$, or simply $\Sigma_0 \equiv -\epsilon_d$. Using this Σ_0 in the DED procedure we calculate the self-energy $\bar{\Sigma}^{(1)}(\omega)$ and thus obtain a new guess for $\Sigma_0 \rightarrow \text{Re}\bar{\Sigma}^{(1)}(\epsilon_F)$, and repeat until self-consistency is reached. This procedure usually converges within a few cycles (3-4) to an accuracy of under 1%. We find that the effect of the self-consistency on the overall spectrum is relatively small. The main effect is to improve the position of the Kondo peak and to recover the exact height of the Kondo peak. Hence if the fine details of the spectrum are less important, it suffices to compute $\bar{\Sigma}(\omega)$ for some reasonable guess, for example $\Sigma_0 = U/2$. More details on the self-consistent determination of Σ_0 can be found in App. C.

In Fig. 4a we show the impurity spectral density for $U = 3$, $\Gamma = 0.3$ and $\epsilon_d = -2$, calculated by DED for $n = 8$ sites in comparison with the NRG spectrum. The DED spectrum is in very good overall agreement with the NRG spectrum. For as much as we are in the Kondo regime the three peak structure is retained (see Sec. III A). As in the symmetric case, in order to better resolve the spectra at low energies, we use a logarithmic scale for the energy axis. Since here we are dealing with asymmetric spectra, we represent the spectral density on the logarithmic scale for negative and positive energies in Fig. 4c and Fig. 4d, respectively. As in the ph symmetric case, we observe quantitative improvement of the DED spectra with increasing n . Especially the position and width of the Kondo peak improve considerably: While for small n the peak is considerably offset from the Fermi level, the pinning of the Kondo peak to the Fermi level as seen in NRG is almost completely recovered for $n = 8$. As can be seen from Fig. 4b, similar to the symmetric case (see Sec. III A), the width of the Kondo peak is strongly overestimated for $n = 2$ by almost a factor of 3, but decreases rapidly with increasing n , until for $n = 8$ the width is only slightly overestimated by a few percent.

Next we investigate the quality of the DED spectra when moving away from the Kondo regime, by further decreasing ϵ_d such that $\epsilon_d + U$ approaches the Fermi level. In Figs. 4e,f we compare spectra calculated by DED (for $n = 8$ sites) and by NRG in the intermediate valence regime $\epsilon_d + U - \epsilon_F \approx \Gamma$. In this regime the charge of the impurity level fluctuates strongly between single and double occupation, leading to a significant deviation of $\langle n_d \rangle$ from unity. The spectral density is characterized by two resonances, one at $\approx \epsilon_d + U$ of width $\approx \Gamma$, and a much less pronounced resonance at ϵ_d . Upon further decreasing ϵ_d the resonance at ϵ_d becomes more strongly suppressed [compare Fig. 4f with Fig. 4e], as we get closer to the non-magnetic regime ($\epsilon_d + U - \epsilon_F \ll -\Gamma$) where the impurity level is almost doubly occupied, and the resonance finally vanishes (not shown). As can be seen from

ϵ_d	NRG	DED (ENS)	DED (FSR)	Σ_0
-1.5	1.0000	0.9992 \pm 0.0062	1.008 \pm 0.068	1.496 \pm 0.032
-1.65	1.0202	1.0234 \pm 0.0063	1.039 \pm 0.062	1.630 \pm 0.030
-1.8	1.0420	1.0495 \pm 0.0066	1.065 \pm 0.056	1.769 \pm 0.027
-2.0	1.0765	1.0862 \pm 0.0089	1.132 \pm 0.055	1.937 \pm 0.027
-2.5	1.2322	1.2366 \pm 0.0091	1.309 \pm 0.027	2.341 \pm 0.017
-3.0	1.5270	1.5364 \pm 0.0128	1.533 \pm 0.012	2.667 \pm 0.012

TABLE I. The d -level occupancy $\langle n_d \rangle$ calculated by NRG compared to DED obtained (i) via the ensemble average (ENS) and (ii) via Friedel's sum rule (FSR) from $\text{Re}\bar{\Sigma}(\epsilon_F)$ as well as the self-consistently determined $\Sigma_0 = \text{Re}\bar{\Sigma}(\epsilon_F)$ for different values of ϵ_d and their standard deviations.

Figs. 4e,f, the DED spectra are in excellent agreement with the NRG ones even for strong asymmetry, capturing all the described features very well.

Finally, we also calculate the occupancy of the impurity level $\langle n_d \rangle$ for different values of ϵ_d and compare with NRG. We investigate two different ways of calculating $\langle n_d \rangle$ within DED. On the one hand we can calculate the occupancy from the ensemble average (ENS) over accepted finite Anderson model samples:

$$\langle n_d \rangle \approx \bar{n}_d = \frac{1}{N} \sum_{\nu} \langle 0^{\nu} | n_d | 0^{\nu} \rangle \quad (22)$$

On the other hand we can make use of Friedel's sum rule (FSR), and calculate $\langle n_d \rangle$ from the self-energy at the Fermi level:

$$\langle n_d \rangle = 1 - \frac{2}{\pi} \tan^{-1} \left(\frac{\epsilon_d + \text{Re}\bar{\Sigma}(\epsilon_F) - \epsilon_F}{\Gamma} \right) \quad (23)$$

where we have already taken into account spin-degeneracy. Also note that $n_{\text{imp},\sigma} = \langle n_{d,\sigma} \rangle$ in the flat wide band limit.² Table I shows the results for NRG and DED using $n = 8$ sites. The overall agreement between DED and NRG is very good. The values of $\langle n_d \rangle$ calculated by both approaches in DED agree with the NRG results within the statistical error bounds for all values of ϵ_d . However, the statistical error is generally smaller for the ENS approach. Only for very strong asymmetry ($\epsilon_d = -3$) does the error of the FSR approach become slightly smaller than the one of the ENS approach, and also the mean values are closer to the NRG results for ENS than for FSR.

From Tab. I we can see that the error in the occupancy $\langle n_d \rangle$ calculated via FSR as well as the error in Σ_0 decrease with increasing asymmetry. This can be understood by considering the acceptance ratio which becomes better the stronger the asymmetry (see App. B) so that more samples are accepted (for a fixed total number of samples) contributing to the ensemble average for the self-energy, and thus improving the statistics. For small asymmetries the argument to \tan^{-1} in FSR (23) is close to zero ($\epsilon_d + \text{Re}\bar{\Sigma}(\epsilon_F) - \epsilon_F \approx 0$), and therefore \tan^{-1} has an approximately linear behavior so that $\delta n_d \approx \frac{2}{\pi\Gamma} \delta \Sigma_0$, explaining the factor of roughly two between the error in $\langle n_d \rangle$ and the error in Σ_0 for small

asymmetry since $2/\pi\Gamma \approx 2$ for $\Gamma = 0.3$. For larger asymmetries ($\epsilon_d \leq -2.5$), the sub-linear behavior of \tan^{-1} leads to much more stronger decrease for δn_d than for $\delta\Sigma_0$. On the other hand, the error for $\langle n_d \rangle$ calculated via ENS *increases* slightly with increasing asymmetry despite more samples being accepted, since the occupancies of individual finite Anderson model samples fluctuate more strongly with increasing asymmetry.

IV. CONCLUSIONS

In conclusion, we find that DED generally yields an excellent description of the Anderson impurity model, inside as well as outside the Kondo regime. The spectra obtained by DED are in good qualitative agreement with NRG spectra already for a small number of bath sites. Depending on the correlation strength U/Γ excellent quantitative agreement can be achieved for a moderate number of 5-7 bath sites. Only for very strong correlation strengths $U/\Gamma \gg 10$ does the number of bath sites necessary to achieve a good quantitative description become too big to be computationally feasible due to the exponential growth of the Kondo screening cloud.

We further find that the particle number constraint plays an essential role in the DED method for the description of Kondo physics. Basically, the constraint ensures that individual finite Anderson model samples contributing to the self-energy average, comply with Nozieres' Fermi liquid picture of the strong coupling regime, thereby imposing Fermi liquid behavior on the sample averaged self-energy. This leads to the recovery of the Kondo peak in the spectrum, which is absent in the DED procedure without constraint. The enforcement of Fermi liquid behavior by the constraint requires that the role of the constraint be reconsidered when generalizing DED to the description of multi-orbital Anderson models, since non-Fermi liquid behavior may occur.⁴⁷⁻⁴⁹

The big advantage of DED over NRG is that it can be parallelized very efficiently as the randomly generated finite Anderson model samples can be diagonalized independently from each other, and hence can be easily distributed over an arbitrary large number of nodes. This predestines DED for the solution of multi-orbital Anderson models which are not accessible for NRG for more than three impurity levels and are computationally very demanding for 2-3 impurity levels. Adoption of the Lanczos diagonalization scheme in the DED procedure, should allow to treat multi-orbital Anderson models with a sufficient number of bath sites per impurity level to achieve accurate results.

Appendix A: The constraint and the 1:1 correspondence with the non-interacting system

As discussed in Sec. II B, the particle number constraint (14) ensures that every finite Anderson model

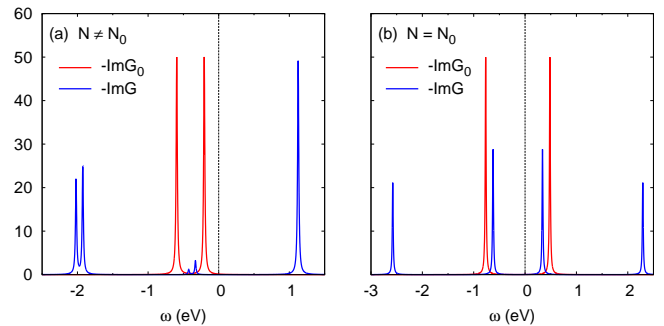


FIG. 5. Comparison of interacting (blue) and non-interacting (red) finite Anderson model spectra ($n = 2$ sites) for the case that (a) the particle constraint is not fulfilled, and (b) when it is fulfilled. Only in the latter case a 1:1 correspondence between the interacting and non-interacting system can be established.

sample contributing to the self-energy average (13) obeys Fermi liquid behavior, i.e. requires that a 1:1 correspondence can be established between the interacting model and the corresponding non-interacting effective model. In the following we discuss in more detail how this 1:1 correspondence is established via the constraint.

First, note that since each Anderson model sample ν is finite, the interacting and non-interacting particle numbers n_{imp}^ν and $n_{\text{imp},0}^\nu$, respectively, are discrete (integer) numbers, also the corresponding phase shifts $\eta_\sigma^\nu(\epsilon_F)$ and $\eta_{0,\sigma}^\nu(\epsilon_F)$ are discrete numbers. Depending on the signs of the numerators in the arguments to \tan^{-1} in eqs. (16) and (20), the phase shifts can assume either the value 0 (negative) or π (positive). A phase shift of $\pi/2$ is theoretically also possible (implying $n_{\text{imp}} = 1$), but in practice does not happen, as it means that either a bath level k is exactly at the Fermi level ($\epsilon_k^\nu = \epsilon_F$), so that $\text{Im}\Delta^\nu(\epsilon_F) \rightarrow \infty$ as $\delta \rightarrow 0^+$, or the numerator is exactly zero, meaning that the sampled poles lie exactly symmetric w.r.t. the Fermi level. Hence during the DED procedure the phase shift of individual samples will fluctuate between the two values 0 and π . In the ph symmetric situation ($\epsilon_d = -U/2$) the number of samples with phase shift 0 will be equal to the number of samples with phase shift π for a large enough number of samples. Hence on average we obtain the phase shift of $\pi/2$. Away from ph symmetry, the number of samples with one phase shift grows at the expense of samples with the other phase shift, leading to an average phase shift different from $\pi/2$.

The sign of the numerators $\epsilon_F - \epsilon_d^\nu - \text{Re}\Sigma_\sigma^\nu(\epsilon_F)$ in (16) and $\epsilon_F - \epsilon_d^\nu - \Sigma_0$ in (20) are largely determined by the positions of the most important excitations with respect to the Fermi level. If the most important excitation is hole-like, then the numerator is negative and hence the phase shift is 0. If on the contrary the excitation is electron-like, the numerator is positive and hence leads to a phase shift of π . Therefore the constraint is only fulfilled (i.e. matching phase shifts of interacting and corresponding non-interacting system) if the most important excitation

ϵ_d	Γ	n	N_{tot}	N_{acc}	r_{acc}
-1.5	0.2	8	23875	7449	31%
-1.5	0.3	8	26000	11090	43%
-1.5	0.5	6	100000	55066	55%
-1.5	0.9	6	100000	70297	70%
-1.65	0.3	8	8500	3743	44%
-1.8	0.3	8	8495	3847	45%
-2.0	0.3	8	8495	4037	47%
-2.5	0.3	8	7958	4809	60%
-3.0	0.3	8	8000	6452	81%

TABLE II. Summary of statistical information of the DED calculations reported in the text. Total number of samples N_{tot} , number of accepted samples N_{acc} , and the acceptance ratio r_{acc} for different values of ϵ_d , Γ and number of sites n . For all calculations $U = 3$ was used.

in the interacting and non-interacting system are of the same type, i.e. either both hole-like or both electron-like. This is illustrated in Fig. 5 which compares the spectra of an interacting and non-interacting finite Anderson model in the case that the constraint is not fulfilled (a) and when it is fulfilled (b). One can clearly see that the main excitations are not of the same type when the constraint is not fulfilled, while they are of the same type if the constraint is fulfilled. Clearly, in the latter case a 1:1 correspondence can be established between the excitations of the interacting and corresponding non-interacting system.

Appendix B: DED Statistics

In Table II we summarize statistical information on the DED calculations reported in the text. One can see that the acceptance ratio r_{acc} increases with increasing Γ (i.e. decreasing correlation strength U/Γ), and increasing asymmetry. In both cases interaction effects become weaker, so that the non-interacting limit is approached, where the DED becomes exact already for the one-site model (the non-interacting DOS can be reproduced by simply sampling the non-interacting DOS $\rho_0(\omega)$ of course) where the constraint is always fulfilled.

Appendix C: Self-consistent determination of Σ_0

As explained in Sec. II B the effective one-body potential Σ_0 entering the non-interacting GF (3) should

be identified with the real part of the self-energy at the Fermi level, $\Sigma_0 \equiv \text{Re}\Sigma(\epsilon_F)$. However, with the exception of the ph symmetric situation where $\text{Re}\Sigma(\epsilon_F) = U/2$, the self-energy at the Fermi level is unknown prior to calculation. Hence we propose to determine Σ_0 self-consistently, by starting with some initial guess, e.g. $\Sigma_0 \rightarrow U/2$. Using this initial guess the DED procedure yields $\text{Re}\bar{\Sigma}(\epsilon_F)$, generally different from Σ_0 , which is taken as the new guess, $\Sigma_0 \rightarrow \text{Re}\bar{\Sigma}(\epsilon_F)$. This procedure is repeated until self-consistency is reached, i.e. Σ_0 does not change anymore within a specified accuracy. We find that the self-consistency converges quite rapidly to an accuracy of under 1% within 3-4 cycles. In Fig. 6 we show the effect of the self-consistency for Σ_0 on the spectra close to the Fermi level. The agreement between NRG and DED using the converged value $\Sigma_0 = \text{Re}\bar{\Sigma}(\epsilon_F) \approx 2.65$ (red line) is quite good. But the effect of self-consistency is actually relatively weak: DED with the initial guess $\Sigma_0 = -\epsilon_d$ or using the Hartree shift for Σ_0 yield spectra that are also quite close to the NRG spectrum, with the peak position just slightly shifted, even when using the Hartree-Fock potential $\Sigma_0 \equiv V_{\text{HF}} \approx 2.49$ (cyan line).

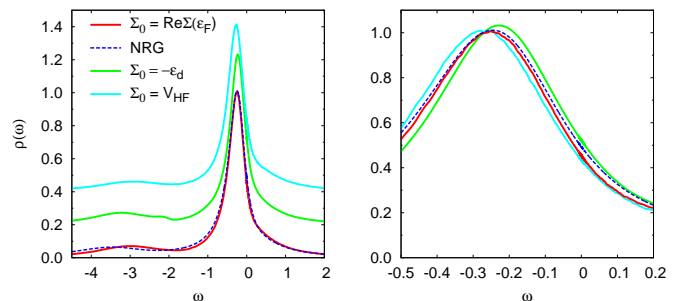


FIG. 6. Spectral function close to the Fermi level for different values of Σ_0 calculated by DED ($n = 4$ sites) compared to NRG for $U = 3$, $\epsilon_d = -3$ and $\Gamma = 0.3$ on a large energy scale (left) and at low energies (right). Note that on the left panel the curves for $\Sigma_0 = -\epsilon_d$ (green) and for $\Sigma_0 = V_{\text{HF}}$ (cyan) have been offset by 0.2 and 0.4, respectively, in order to increase the visibility.

¹ P. W. Anderson, Phys. Rev. **124**, 41 (1961).

² A. C. Hewson, *The Kondo problem to heavy fermions* (Cambr. Univ. Press, Cambridge, 1997).

³ W. Metzner and D. Vollhardt, Phys. Rev. Lett. **62**, 324 (1989).

⁴ A. Georges and G. Kotliar, Phys. Rev. B **45**, 6479 (1992).

⁵ A. Georges, G. Kotliar, W. Krauth, and M. J. Rozenberg,

Rev. Mod. Phys. **68**, 13 (1996).

⁶ G. Kotliar, S. Y. Savrasov, K. Haule, V. S. Oudovenko, O. Parcollet, and C. A. Marianetti, Rev. Mod. Phys. **78**, 865 (2006).

⁷ R. Bulla, T. A. Costi, and T. Pruschke, Rev. Mod. Phys. **80**, 3950 (2008).

⁸ E. Gull, A. J. Millis, A. I. Lichtenstein, A. N. Rubtsov,

- M. Troyer, and P. Werner, Rev. Mod. Phys. **83**, 349 (2011).
- ⁹ N. Grewe and H. Keiter, Phys. Rev. B **24**, 4420 (1981).
 - ¹⁰ P. Coleman, Phys. Rev. B **29**, 3035 (1984).
 - ¹¹ T. Pruschke and N. Grewe, Z. Phys. B **74**, 439 (1989).
 - ¹² K. Haule, S. Kirchner, J. Kroha, and P. Wölfle, Phys. Rev. B **64**, 155111 (2001).
 - ¹³ T. A. Costi, J. Kroha, and P. Wölfle, Phys. Rev. B **53**, 1850 (1996).
 - ¹⁴ N. Grewe, S. Schmitt, T. Jabbens, and F. B. Anders, Journal of Physics: Condensed Matter **20**, 365217 (2008).
 - ¹⁵ K. Yosida and K. Yamada, Progress of Theoretical Physics **46**, 244 (1970).
 - ¹⁶ N. Read and D. M. Newns, J. Phys. C **16**, L1055 (1983).
 - ¹⁷ D. E. Logan, M. P. Eastwood, and M. A. Tusch, Journal of Physics: Condensed Matter **10**, 2673 (1998).
 - ¹⁸ A. C. Hewson, J. Phys. Condens. Matter **13**, 10011 (2001).
 - ¹⁹ Q. Feng and P. M. Oppeneer, Journal of Physics: Condensed Matter **23**, 425601 (2011).
 - ²⁰ M. Caffarel and W. Krauth, Phys. Rev. Lett. **72**, 1545 (1994).
 - ²¹ A. Liebsch and H. Ishida, J. Phys.: Condens. Matter **24**, 053201 (2012).
 - ²² O. Újsághy, J. Kroha, L. Szunyogh, and A. Zawadowski, Phys. Rev. Lett. **85**, 2557 (2000).
 - ²³ J. Li, W.-D. Schneider, R. Berndt, and B. Delley, Phys. Rev. Lett. **80**, 2893 (1998).
 - ²⁴ V. Madhavan, W. Chen, T. Jamneala, M. F. Crommie, and N. S. Wingreen, Science **280**, 567 (1998).
 - ²⁵ H. C. Manoharan, C. P. Lutz, and D. M. Eigler, Nature **403**, 512 (2000).
 - ²⁶ N. Knorr, M. A. Schneider, L. Diekhöner, P. Wahl, and K. Kern, Phys. Rev. Lett. **88**, 096804 (2002).
 - ²⁷ P. Wahl, L. Diekhöner, M. A. Schneider, L. Vitali, G. Witlich, and K. Kern, Phys. Rev. Lett. **93**, 176603 (2004).
 - ²⁸ N. Néel, J. Kröger, L. Limot, K. Palotas, W. A. Hofer, and R. Berndt, Phys. Rev. Lett. **98**, 016801 (2007).
 - ²⁹ L. Vitali, R. Ohmann, S. Stepanow, P. Gambardella, K. Tao, R. Huang, V. Stepanyuk, P. Bruno, and K. Kern, Phys. Rev. Lett. **101**, 216802 (2008).
 - ³⁰ B. Surer, M. Troyer, P. Werner, T. O. Wehling, A. M. Läuchli, A. Wilhelm, and A. I. Lichtenstein, Phys. Rev. B **85**, 085114 (2012).
 - ³¹ D. Jacob, J. Phys. Condens. Mat. **27**, 245606 (2015).
 - ³² P. P. Baruselli, R. Requist, A. Smogunov, M. Fabrizio, and E. Tosatti, Phys. Rev. B **92**, 045119 (2015).
 - ³³ S. Frank and D. Jacob, Phys. Rev. B **92**, 235127 (2015).
 - ³⁴ M. Granath and H. U. R. Strand, Phys. Rev. B **86**, 115111 (2012).
 - ³⁵ M. Granath and J. Schött, Phys. Rev. B **90**, 235129 (2014).
 - ³⁶ Y. Lu, M. Höppner, O. Gunnarsson, and M. W. Haverkort, Phys. Rev. B **90**, 085102 (2014).
 - ³⁷ M. Schüler, C. Renk, and T. O. Wehling, Phys. Rev. B **91**, 235142 (2015).
 - ³⁸ In the case of a degenerate ground state the GF would be obtained from the corresponding ensemble average over the ground state manifold. Note, however, that the particle constraint discussed in Sec. IIB ensures that the ground state is actually a singlet state.
 - ³⁹ J. S. Langer and V. Ambegaokar, Phys. Rev. **121**, 1090 (1961).
 - ⁴⁰ D. C. Langreth, Phys. Rev. **150**, 516 (1966).
 - ⁴¹ P. Nozières, Journal of Low Temperature Physics **17**, 31 (1974).
 - ⁴² R. Žitko, Available at <http://nrgljublana.ijs.si>.
 - ⁴³ R. Žitko and T. Pruschke, Phys. Rev. B **79**, 085106 (2009).
 - ⁴⁴ R. Bulla, T. A. Costi, and D. Vollhardt, Phys. Rev. B **64**, 045103 (2001).
 - ⁴⁵ T. A. Costi, A. C. Hewson, and V. Zlatić, Journal of Physics: Condensed Matter **6**, 2519 (1994).
 - ⁴⁶ I. Affleck, "The kondo screening cloud," in *Strongly Correlated Fermions and Bosons in Low-Dimensional Disordered Systems*, edited by I. V. Lerner, B. L. Althuler, V. I. Fal'ko, and T. Giamarchi (Springer Netherlands, Dordrecht, 2002) pp. 1–12.
 - ⁴⁷ P. Nozières and A. Blandin, J. Physique **41**, 193 (1980).
 - ⁴⁸ P. Schlottmann and P. D. Sacramento, Adv. Phys. **42**, 641 (1993).
 - ⁴⁹ L. De Leo and M. Fabrizio, Phys. Rev. B **69**, 245114 (2004).