
An informal method

A Preprint

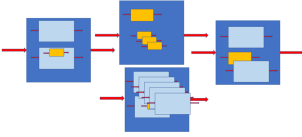
Victor Yodaiken*

January 14, 2020

Abstract

How to specify the operation and design of computer systems using ordinary algebra.

Keywords automata, state, recursion, consensus, network



1 Introduction

Computer system designs and implementations, even not very big ones, are often difficult to understand thanks to enormous state sets and complex interactions between connected components (which may or may not change state independently). While many algorithms can be satisfactorily described using a combination of informal math and pseudo-code (see [Knu97] for example), operating systems, networks, distributed consensus, computer architectures and other systems that involve complex state are more of a challenge. State machines are a good model, but the familiar ways to define state machines don't scale. A state table or transition graph can only be so big. These methods are also too specific, too detailed without straightforward ways to abstract or parameterize. For example, if we draw a state diagram for a mod 5 counter, it doesn't help us with a mod 500 counter. As an alternative, state machines can be defined by recursive equations. Let *start* be the empty sequence of events which leaves the system in its initial (start) state. For a sequence of events *s* and event *e* let *s.e* take the system to the state reached "after" event *e* modifies the state reached by *s*. Then

$$C_k(\text{start}) = 0 \text{ and } C_k(s.e) = (C_k(s) + 1) \bmod k$$

is a mod *k* counter. Or consider

$$R_k(\text{start}) = 0, R_k(s.e) = \begin{cases} 0 & \text{if } e = \text{"reset"} \\ R_k(s) + 1 \bmod k & \text{otherwise} \end{cases}$$

Section 2 shows how to apply recursive equations to larger scale examples, including what are often called "nondeterministic" systems (treated as systems that are only partially specified), as well as real-time, compositional, and parallel or concurrent systems. Examples range from simple counters, to distributed consensus, real time models of digital circuits, and producer/consumer programs. The method can be used for "back of the envelope" as well as more detailed specifications. I call these informal methods by way of contrast with formal methods that draw on formal logic, axiomatic deductive systems, and other parts of metamathematics.

The underlying mathematics is just recursive (in fact, primitive recursive) equations on finite sequences - which are shown to be equivalent to state machines and state machine products in section 3. Sections 2 and 3 can be read in either order.

*©Victor Yodaiken 2019. Austin TX.

Section 4 has a short comparison to formal methods particularly to Lamport's TLA[Lam94] which has, like this work, an origin in temporal logics and state machines but ends up in a very different place.

2 Some examples

The initial state is reached by the empty sequence *start*. If *s* is a path from the initial to the current state and *a* is a discrete event, then *s.a* appends *a* to *s* on the right to produce a finite sequence that leads to the next state after event *a*. A pair of equations, $f(start) = c$ and $f(s.a) = g(f(s), a)$ then defines *f* in every state – assuming *g* is well defined. Section 3 shows how recursive functions on these event sequences are equivalent to state machines and state machine products but examples should build intuition.

2.1 Set the table with trivial counters and storage cells

Omit the bound on a counter:

$$C(start) = 0 \text{ and } C(s.a) = C_k(s) + 1$$

which represents a state machine, but not a finite one. Real computers are finite state, but unbounded state functions are useful to simplify or to specify the behavior of bounded ones. It's not unusual for systems to be only partially specified. Say counter a counter *K* is an approximate *k* counter accurate to within *m* events if and only if

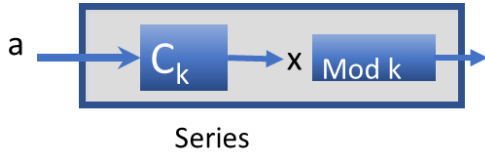
$$|K(s) - (C(s) \bmod k)| \leq m.$$

We might also require that $(K(s) = K(s.a) \text{ or } K(s.a) = K(s) + 1 \bmod k)$ or something looser to make sure *K* doesn't go backward. There are an infinite number of "solutions" to these constraints² which is how we can use deterministic models for "nondeterministic" systems. The systems themselves are not intrinsically non-deterministic, but they are partially specified and may respond to inputs that are not known.

Composition can be used to model composite systems. Suppose the alphabet of events is $\{0, 1\}$ and $f(start) = g(start) = 0$ and $f(s.a) = ((1 - a) + f(s))$ and $g(s.a) = (a + g(s))$. Then

$$h(s) = \begin{cases} 1 & \text{if } g(s) < f(s) \\ 0 & \text{otherwise} \end{cases}$$

is a (not super useful) parallel composition to tell whether more 1's or 0's have been seen. For a more interesting example:



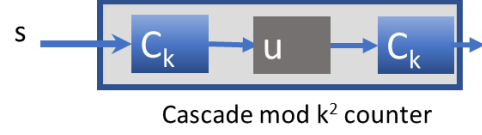
$$D_k(start) = 0 \text{ and } D_k(s) = \begin{cases} D_k(s) + 1 \bmod k & \text{if } C_k(s) = k - 1 \\ D_k(s) & \text{otherwise} \end{cases}$$

defines a mod k^2 counter.

The mod k^2 counter above would be better engineering if it was constructed by connecting two mod *k* counters so we are reusing existing components. The key to modular composition is to make event sequences be dependent variables themselves so that the state of the composite system can be constructed as a function of the state of the components and the events modifying component state can be functions of the state of the system. Let $u = u(s)$ be a sequence depending on the system sequence *s*. For this example, if we know *u(s)* we define *u(s.a)* either as *u(s).a* (append *a* to the value of *u(s)*) or to remain the same $u(s.a) = u(s)$.

$$u(start) = start, \quad u(s.a) = \begin{cases} u(s).a & \text{if } C_k(s) = k - 1 \\ u(s) & \text{otherwise} \end{cases}$$

²Suppose the event alphabet consists of k^k bit floating point representations of real numbers and the accuracy of *K* is periodic depending on Fourier analysis of the last 10million events or ...



Then define $C'(s) = (C_k(u)) * k + C_k(s)$ to get a k^2 counter.

Or suppose K_1 and K_2 are approximate k counters accurate to within m events and define

$$u(start) = start, \quad u(s.a) = \begin{cases} u(s).a & \text{if } K_1(s) = k - 1 \\ u(s) & \text{otherwise} \end{cases}$$

Then $K(s) = (K_1(u) * k + K_2(s))$ is a bigger, lossier counter.

This type of composition turns out to correspond to automata products of a simple type (cascade products for a "pipeline" where data and control goes in one direction), but more general composition can be addressed with the same technique. Consider a shift register of storage elements. A simplistic storage cell can be defined by $S(s.v) = v$ where the event alphabet is just a set of values V . Now imagine we connect n of these in series for a shift register $Reg(s) = (S(u_1), \dots, S(u_n))$. The event alphabet for Reg can be $(left, v)$ and $(right, v)$ over V . For $0 < i \leq n$ define:

$$u_i(start) = start \text{ and } u_i(s.a) = \begin{cases} u_i(s).v & \text{if } a = (left, v) \text{ and } i = n \\ & \text{or if } a = (right, v) \text{ and } i = 1 \\ u_i(s).S(u_{i-1}) & \text{if } a = (right, v) \text{ and } i > 1 \\ u_i(s).S(u_{i+1}) & \text{if } a = (left, v) \text{ and } i < n \end{cases}$$

Look at $n = 2$. Suppose $Reg(s) = (x, y)$ and consider $Reg(s.a)$ where $a = (left, v)$. By definition, $Reg(s.a) = (S(u_1(s.a)), S(u_2(s.a)))$ and $u_1(s.a) = u_1(s).S(u_2(s))$ and since $Reg(s) = (x, y)$ it must be that $S(u_2(s)) = y$ so $u_1(s.a) = u_1(s).y$ and $S(u_1(s.a)) = y$. Similarly $u_2(s.a) = v$ so $S(u_2(s.a)) = v$. It follows, that $Reg(s.a) = (y, v)$ in this case. Notice here the event alphabets of the components and composite systems can be different. More sophisticated models can include both multiple layers and a variety of component types, each with a different event alphabet.

2.2 Threads

The next example[Cha] is from a Java program to solve the classic consumer/producer problem where one group of threads or processes "produce" some resource and a second group consumes the resource, all from a shared buffer. When the buffer is empty, consumers are forced to wait (block). The buffer has a fixed maximum size k , and when the buffer is full, producers are forced to wait. If either a producer or consumer succeeds, then it notifies (wakes up) a waiting thread to check the buffer again.

Suppose that $B(s)$ is the number of elements in the resource buffer and

$$B(start) = 0$$

which makes the buffer initially empty. There is a set T of thread identifiers and each thread is fixed as either a producer or a consumer. Let $E(s) \in T$ indicate the thread that will "execute" next and $W(s, t)$ is true if thread t is waiting (blocked) and false otherwise. It makes sense that initially no thread is waiting:

$$\text{for all } t, W(start, t) \text{ is false.}$$

We might require that

$$\text{if } W(s, t) \text{ then } E(s) \neq t$$

so waiting threads can't execute. Let's make $E(s) = null$ for some $null \notin T$ if there are no threads to execute.

$$E(s) \in T \text{ or } (E(s) = null \text{ and for all } t, W(s, t))$$

The second condition, when $E(s) = null$ and every thread is blocked is a deadlock condition that we want to avoid. In Java there is a "notify" operation that unblocks one waiting thread associated with a resource. When a producer or consumer modifies the buffer, it wakes up some waiting thread (if there are any waiting threads). The decision on which of the waiting threads to notify is made by the operating system or Java

runtime so it is "unspecified" at this level. Let $N(s) \in T$ be that thread and require that if there are any waiting threads, $N(s)$ must be one of them:

$$W(s, N(s)) \text{ or for all } t \in T, W(s, t) \text{ is false}$$

The dynamic operation of B can then be fully specified in terms of E :

$$B(s.a) = \begin{cases} B(s) - 1 & \text{if } E(s) \in T \text{ is a consumer and } B(s) > 0 \\ B(s) + 1 & \text{if } E(s) \in T \text{ is a producer and } B(s) < k \\ B(s) & \text{otherwise} \end{cases}$$

Similarly for W which depends on B and on N :

$$W(s.a, t) = \begin{cases} True & \text{if } E(s) = t \text{ and } t \neq null \text{ and} \\ & ((t \text{ is a consumer and } B(s) = 0) \text{ or } (t \text{ is a producer and } B(s) = k)) \\ False & \text{if } t = N(s) \text{ and } E(s) \neq null \text{ and} \\ & ((E(s) \text{ is a consumer and } B(s) > 0) \text{ or } (E(s) \text{ is a producer and } B(s) < k)) \\ W(s, t) & \text{otherwise} \end{cases}$$

If you work with these definitions, you will discover that $E(s) \neq null$ is a required system property only if there are no more than $2k - 1$ consumers and no more than $2k - 1$ producers. The clue comes from the initial specification of N which when we write it down, indicates that the wrong thread might be notified too many times. In fact, one of the important positives of specifying system operation in terms of state maps instead of purely in prose and pseudo-code is that it clarifies the boundaries of the specification. It is very easy to assume that "notify" will wake the right kind of waiting thread, but writing down the specification makes it clear that it may not.

2.3 Distributed Consensus

Suppose we have some set of messages M for network node with node identifiers from a set N so that $tx(s, n) \in M$ is the message that device n is attempting to transmit in the current state and $rx(s, n) \in M$ is the message that device n has most recently received. Let $nullm \in M$ be a special null message so that $tx(s, n) = nullm$ when device n has no message to transmit and $rx(s, n) = nullm$ to indicate that the device has not yet received any messages. It's possible to build on these primitives with state maps that are useful in the specification even though they compile information that may not be available to the system itself. Here we can define state machines that collect the complete set of messages received or sent by each device.

Define $Sent(start, n) = \emptyset$ and

$$Sent(s.a, n) = \begin{cases} Sent(s, n) \cup \{tx(s, n)\} & \text{if } tx(s, n) \neq nullm \\ Sent(s, n) & \text{otherwise} \end{cases}$$

to track whether site n ever sent message m . The receive version is $Received(start, n) = \emptyset$ and

$$Received(s.a, n) = \begin{cases} Received(s, n) \cup \{rx(s, n)\} & \text{if } rx(s, n) \neq nullm \\ Received(s, n) & \text{otherwise} \end{cases}$$

The most elementary "safety" property of a network is that

$$m \in Received(s, n) \text{ implies that for some } n' \in N, m \in Sent(s, n')$$

so no spurious messages are delivered to sites. This is usually a property of low level network devices and error detecting codes. Suppose, additionally, that each message is tagged with id of the sender: $source : M \rightarrow N$ and

$$tx(s, n) \neq nullm \text{ implies that } source(tx(s, n)) = n.$$

The basic safety property then guarantees that

$$m \in Received(s, n) \text{ implies } m \in Sent(s, source(m)).$$

Now if there is a partial map $ack : N \times M \rightarrow M$ so that

$$tx(s, n) = ack(n', m) \text{ implies that } n = n' \text{ and } m \in Received(s, n)$$

basic commit protocols can be verified because $ack(n, m) \in Received(s, n')$ implies that $m \in Received(s, n)$

2.4 Circuits

To describe digital circuits suppose we have alphabets of events consisting of binary vectors that represent discrete samples of signals being applied to input pins over some time interval. So $\vec{v} = \langle b_1, \dots, b_k \rangle$ represents applying signal $(\vec{v})_i = b_i$ to pin i over a pico-second or whatever interval is useful for the circuits in question. Define $H(s, i, b)$ for $b \in \{0, 1\}$ by $H(start, i, b) = 0$ and

$$H(s, \vec{v}, i, b) = \begin{cases} 0 & \text{if } (\vec{v})_i \neq b \\ 1 + H(s, i, b) & \text{otherwise} \end{cases}$$

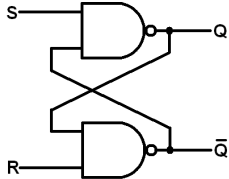
so that $H(s, i, b)$ tells us how long (for how many samples) pin i has been held to signal b . Say *nand* is a nand gate with propagation delay p iff

- $nand(s) \in \{0, 1\}$ for every state s ,
- if $H(s, i, 0) \geq p$ for any $0 < i \leq k$ then $nand(s) = 1$,
- and if $H(s, i, 1) \geq p$ for every $0 < i \leq k$ then $nand(s) = 0$

That is the gate must have output 1 if any input has been held low long enough and output 0 if all inputs have been high long enough³. Note that there are an infinite number of solutions to these constraints.

A latch [Wak90] is a simple bit store. Set/Reset latches have two input pins. If the signal $\langle 1, 0 \rangle$ is held for t time units the device latches and outputs a 0 and if the signal $\langle 0, 1 \rangle$ is held for t time units the device latches a 1. Once a value has been latched, holding signal $\langle 1, 1 \rangle$ keeps the latched value steady. With gates, knowing the last p samples tells us whether the output is determined and if it is determined, what it is. With latches and other sequential circuits there is no such bound because once the device latches, any number of $\langle 1, 1 \rangle$ events may leave system output locked.

$$Latched(s, \vec{v}, t, b) = \begin{cases} 1 & \text{if } b = 1 \text{ and } \vec{v} = \langle 0, 1 \rangle \text{ and } H(s, 1, 0) > t \text{ and } H(s, 2, 1) > t \\ & \text{or if } b = 0 \text{ and } \vec{v} = \langle 1, 0 \rangle \text{ and } H(s, 1, 1) > t \text{ and } H(s, 2, 0) > t \\ & \text{or if } Latched(s, t, b) = 1 \text{ and } \vec{v} = \langle 1, 1 \rangle \\ 0 & \text{otherwise} \end{cases}$$



Let $L(s) = nand(u_1)$ where *nand* and *nand* are nand-gates with propagation delay p .

Amazingly, if you "cross connect" them, you get a latch. The connection is given by

$$u_i(start) = start$$

as usual and

$$u_1(s, \vec{v}) = u_1(s) \cdot \vec{q} \text{ for } \vec{q} = \langle (\vec{v})_1, nand\ 2(u_2) \rangle$$

$$(u_2(s, \vec{v})) = u_2(s) \cdot \vec{q} \text{ for } \vec{q} = \langle (\vec{v})_2, nand\ 1(u_1) \rangle$$

That is, when $\langle b_1, b_2 \rangle$ is the event for the latch in state s , gate 1 gets $\langle b_1, nand(u_2) \rangle$ and gate 2 gets $\langle b_2, nand(u_1) \rangle$ so the gates are cross coupled. We can show this device is a latch. First, signals on pins 1 and 2 of the composite device just flow through to pins 1 on gate 1 and 1 on gate 2.

$$H(s, 1, b) = H(u_1, 1, b) \text{ and } H(s, 2, b) = H(u_2, 1, b)$$

$$H(s, 1, 0) \geq p \text{ implies } nand(u_1) = 1 \tag{1}$$

$$H(s, 1, 0) \geq p + n + 1 \text{ implies } H(u_2, 2, 1) \geq n \tag{2}$$

$$H(s, 1, 0) \geq 2p + 1 \text{ and } H(s, 2, 1) \geq p \text{ implies } nand(u_2) = 0 \tag{3}$$

$$H(s, 1, 0) \geq 3p + 1 \text{ and } H(s, 2, 1) \geq 2p \text{ implies } H(u_1, 2, 0) \geq p \tag{4}$$

$$H(s, 1, 0) \geq 4p + 1 \text{ and } H(s, 2, 1) \geq 2p \text{ implies } H(u_2, 1, 1) \geq p \tag{5}$$

$$\text{etc.} \tag{6}$$

³Following Graham[GKP94], following Iverson, let $[prop]$ be 0 if the expression is false and 1 otherwise. Then define $H(s, \vec{v}, i, b) = (H(s, i, b) + 1) * [b = (\vec{v})_i]$ and the specification of the gate can be written $OneLow \leq nand(s) \leq (1 - OneNotHigh)$ where $OneNotHigh = \Pi_i [H(s, i, 1) < p]$.

3 State machines and primitive recursion

Primitive recursion on sequences [Pet82] is analogous to standard arithmetic primitive recursion [Pet67]. Instead of defining a function f by from 0 and "+1" with something like the pair of equations

$$f(0) = c \text{ and } f(n+1) = g(f(n), n)$$

for some constant c and known g , we can let the empty sequence take the place of 0 and "append on the right" take the place of plus one. Let $start$ be the empty sequence and let $s.a$ be the sequence obtained by appending element a to sequence s . Then the finite sequence analog of arithmetic primitive recursion involves something like a pair of equations:

$$f(start) = c \text{ and } f(s.a) = g(f(s), a)$$

While we are at it, define concatenation as follows:

$$s \text{ concat } start = s, \quad s \text{ concat } (z.a) = (s \text{ concat } z).a$$

Let E be a set and E^* be the set of finite sequences over E including the null sequence $start$.

Definition 1 A sequence map $f : E^* \rightarrow X$ is primitive recursive if and only if: $f(s) = c$ is a constant function, or $f(s) = h(f_1(s), \dots, f_n(s))$ where h is any well defined function and each f_i is a p.r. sequence map, or

$$f(start) = c \text{ and } f(s.a) = g(f(s), a)$$

for some constant c and well defined function g .

I am not attempting to formally define a class of functions here, so $f(s, x) = h(f(s), a, x, f_1(s), \dots, f_n(s))$ and similar are not a big deal. If you are interested, these are easy to show to be conservative extensions.

Arbib's text [Arb68] introduces state machines as maps $E^* \rightarrow X^*$ with finite support and other works from the same time have similar constructs. Primitive recursion on sequences is obvious but not developed much anywhere except in Peter's book on Recursion for Computer Science [Pet82] and not applied to state machines there.

Moore machines [Moo64] are state machines with output but are defined to be finite state so let a Moore* machine be a possibly unbounded Moore machine.

Definition 2 A Moore* machine is a tuple:

$$M = (E, S, \sigma_0, \delta, X, \lambda)$$

where: $\sigma_0 \in S$ is called the start state, $\delta : S \times E \rightarrow S$ and $\lambda : S \rightarrow X$, and E and X are finite sets.

Say a Moore* machine M is finite state iff S is a finite set.

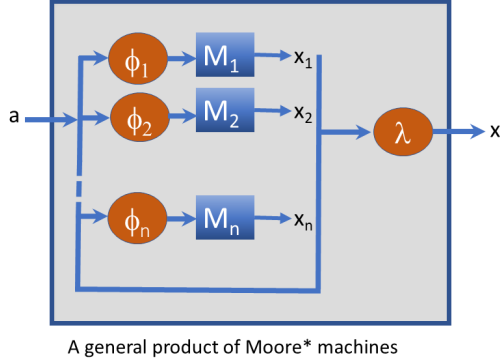
Definition 3 For any $M = (E, S, \sigma_0, \delta, X, \lambda)$, the primitive recursive extension of δ is:

$$\delta^*(\sigma, start) = \sigma, \quad \delta^*(\sigma, s.a) = \delta(\delta^*(\sigma, s), a)$$

For each Moore* machine (and since Moore machines are a subset of Moore* machines, for each Moore machine) there is a p.r. function that has the same observable behavior.

Definition 4 The characteristic sequence function of a Moore* machine $M = (E, S, \sigma_0, \delta, X, \lambda)$ is a map $(\mathbf{F}M) : E^* \rightarrow X$ where:

$$(\mathbf{F}M)(s) = \lambda(\delta^*(\sigma_0, s))$$



The general product of Moore* machines (adapted from [Gec86]) connects n Moore* machines via n "connection maps" as follows:

Definition 5 If $M_i = (E_i, S_i, s_{i,0}, \delta_i, X_i, \lambda_i)$ for $(0 < i \leq n)$ and, for non-empty finite sets E and X , $\phi_i : E \times X_1 \cdots \times X_n \rightarrow E_i^*$ for $(0 < i \leq n)$, and $\lambda : X_1 \cdots \times X_n \rightarrow X$ then then: the general product of Moore* machines

$$(E, S, \delta_0, \delta, X, \lambda) = \Pi_{i=1}^n (M_i, \phi_i)[\lambda]$$

where:

- $S = \{(\sigma_1, \dots, \sigma_n) : \sigma_i \in S_i\}$ and $\sigma_0 = (\sigma_{1,0}, \dots, \sigma_{n,0})$
- For $\sigma = (\sigma_1, \dots, \sigma_n)$ and $z_i = \phi_i(e, \lambda_1(\sigma_1), \lambda_n(\sigma_n))$, $\delta(\sigma, e) = (\delta_1^*(\sigma_1, z_1), \dots, \delta_n^*(\sigma_n, z_n))$.

If each M_i is finite state, then by necessity, the product is finite state.

The translation from state maps to Moore* machines is via the Myhill equivalence [HU79]. If $f : E^* \rightarrow X$ then the Myhill equivalence over f is:

$$\text{For any } s, z \in E^*, s \sim_f z \text{ if and only if } \forall q \in E^*, f(s \text{ concat } q) = f(z \text{ concat } q)$$

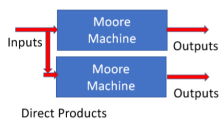
All the usual things about equivalence classes are easy to show including independence from choice of representative. Let E^* / \sim_f be the set of equivalence classes under \sim_f and write $\{s\}_f$ for the element of E^* / \sim_f represented by s so $\{s\}_f = \{z : z \in E^*, z \sim_f s\}$. A map $f : E^* \rightarrow X$ is finite state if and only if E^* / \sim_f is a finite set. If $f(\text{start}) = c$ and $f(s.a) = g(f(s), a)$ and g has a finite range then f is finite state.

Definition 6 The characteristic Moore* machine of a map $f : E^* \rightarrow X$ is $(\mathbf{M}f) = (E, S_f, \sigma_0, \delta_f, X, \lambda_f)$ where:

- $S_f = E^* / \sim_f$ and $\sigma_0 = \{\text{start}\}_f$.
- $\delta_f(\{s\}_f, a) = \{s.a\}_f$
- $\lambda_f(\{s\}_f) = f(s)$

It is easy to show that $\mathbf{F}(\mathbf{M}f) = f$ and that if $\mathbf{F}M = \mathbf{F}M'$ it follows that the only differences between M and M' must be duplicate or unreachable states or names of state set elements. For the first, let $f' = \mathbf{F}M'$. We know that $\lambda_f\{s\}_f = f(s)$ by construction and $f'(s) = \lambda_{f'}(\delta_{f'}^*(\{\text{start}\}_{f'}, s))$ also by construction. Then $f'(s) = f(s)$. QED. So we've shown that the class of state maps is equivalent to the class of Moore* machines in a strong sense.

3.1 Products and composition of maps

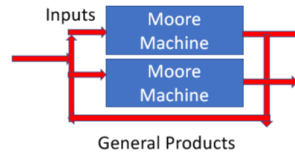


If $\mathbf{F}M = f$ and $f'(s) = h(f(s))$ then $\mathbf{M}f'$ is the same as $\mathbf{M}f$ except that for the first, the output map is $h(\lambda(s))$ where λ is the output map of $\mathbf{M}f$. So simple function composition just changes the output map (although that may make states duplicative). We can also construct direct (cross) products simply. For example, consider:

$$f(s) = (f_1(s), f_2(s))$$

The state machine $\mathbf{M}f$ is a "cross" or "direct" product of $\mathbf{M}f_1$ and $\mathbf{M}f_2$. The state set of $\mathbf{M}f$ can be the set of tuples $\vec{\sigma} = (\sigma_1, \sigma_2)$ where $\sigma_i \in S_{f_i}$ and $\delta_f(\vec{\sigma}, a) = (\delta_{f_1}(\sigma_1, a), \delta_{f_2}(\sigma_2, a))$. There can be any number of "factors" in such a product $h(f_1(s), \dots, f_n(s))$. It is easy to see that $\mathbf{M}f$ in this case is the direct product of the $\mathbf{M}f_i$. That is if each $\mathbf{M}f_i = (E, S_i, start_{i,0}, \delta_i, \lambda_i)$ then the direct product is $M = (E, S, (s_{1,0}, \dots, s_{n,0}), \delta, \lambda)$ where S contains tuples of states of the factors, and $\delta((s_1, \dots, s_n), a) = (\delta_1(s_1, a), \dots, \delta_n(s_n, a))$ and $\lambda((s_1, \dots, s_n)) = (\lambda_1 s_1, \dots, \lambda_n s_n)$.

More complex products are produced by simultaneous primitive recursion and connect the state functions so the output of one can affect the input of a second and so we can combine factors with different event sets that may even change state at different rates.



Definition 7 The state map general product

$$f(s) = h(f_1(u_1), \dots, f_n(u_n))$$

where $u_i = u_i(s)$ and

$$u_i(start) = start \text{ and } u_i(s.a) = u_i(s) \text{ concat } \phi_i(a, f_1(u_1(s)), \dots, f_n(u_n(s)))$$

and each $f_i : E_i^* \rightarrow X_i$ is a state map and each $\phi_i : E \times X_1 \times \dots \times X_n \rightarrow E_i^*$

The definition scheme above involves "simultaneous recursion" but it should be apparent that at each step, the arguments are well defined if each f_i and ϕ_i is previously defined.

Theorem 1 If $f(s) = h(f_1(u_1), \dots, f_n(u_n))$ as above in definition 7 and $M_i = \mathbf{M}f_i$ for $0 < i \leq n$ and $M = \Pi_{i=1}^n (M_i, \phi_i)[h]$ then $\mathbf{F}M = f$.

We since we know that, by assumption, $\mathbf{F}M_i = f_i$ and we know $u_i(start) = start$ then $f(start) = h(\mathbf{F}M_1(start), \dots, \mathbf{F}M_n(start))$ which is the same as $\mathbf{F}M(start)$. The inductive case then follows similarly.

It follows that if f is defined as above and each f_i is finite state and each ϕ_i has a finite image then f must also be finite state.

If each ϕ_i depends only on the first argument, then this product reduces to a "direct" or "cross" product and the state machines are not interconnected. If each $\phi_i(e, x_1, \dots, x_n)$ depends only on x_1, \dots, x_j for $j \leq i$ then the product reduces to a "cascade" product in which information only flows in a linearly ordered pipeline through the factors. "Cascade" products channel information flow in one direction and correspond to pipelines and similar processing systems (including many kinds of digital circuits). "General" products permit components (factors) to exchange data, such as in a product modelling the operation of a computer network. Cascade products are general products with constraints on information flow.

3.2 Modularity

Any n state Moore machine can be factored into $\log_2 n + 1$ stores machines over 0, 1 using the general product. Let $k = \log_2 n + 1$ and number the states of the original state machine $0 \dots n-1$. Let $\phi_i(e, x_1, \dots, x_k)$ compute $j = \sum_{i=1}^k 2^{i-1} x_i$ and then $\delta(\sigma_j, e)$ for the next global state σ_m , and then extract the i^{th} bit from m and use that as the input to machine i . So at each state, the stores encode the index of the state of the original state machine. Note that the entire state of the every factor is communicated every step. Parnas[Par72] defined modularity in terms of information hiding and this example shows why brute force factorization is not modularity. See [Yod] for more.

3.3 Monoids

It should be possible to use the relationship between recursion and state machine factorization to investigate the product structure of monoids (see [Pin86]). Of course E^* is a free monoid under concatenation of sequences with E as the set of generators. The two sided variant of the Myhill equivalence is given by $s \equiv_f z$ iff for all finite sequences q, q' over the alphabet of events $f(q \text{ concat } s \text{ concat } q') = f(q \text{ concat } z \text{ concat } q')$. Then it's easy to show that the equivalence classes constitute a monoid under concatenation of representative sequences:

$$\{s\}_f \circ \{z\}_f = \{s \text{ concat } z\}_f.$$

This monoid is finite iff f is finite state. While the Krohn-Rhodes theorem [Hol83; Gin68] gives some insight to the cascade factorization of state machines, the general product also has structure implications, perhaps more direct ones for computer science. It would be interesting to look at the structure recursive function composition reveals in monoids. My conjecture is that modularity in system design is related to structural property of monoids.

4 Formal methods

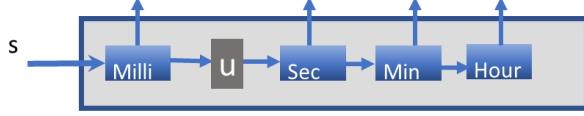
The difficulty lies, not in the new ideas, but in escaping from the old ones, which ramify, for those brought up as most of us have been, into every corner of our minds.[Key36]

This project began a long time ago [Yod90] as an attempt to apply temporal logic (Manna and Pnueli [MP79]) to operating systems. The appeal of temporal logic was that it appeared to provide a language which was suited to specifying properties important in systems such as "Eventually process p runs" or "Some process is always active". Limitations in expressive power made it hard, however, to grapple with the details of real systems. Other researchers were soon adding a whole catalog of temporal operators to address some of this. The meaning of things like "eventually" also seemed less clear than hoped and the concept of "next state" brought up issues of branching versus linear time and how to do composition and parallel computation.

Temporal logic borrowed from Kripke[Kri63] the idea that the model for the formal expressions was a directed graph of states — a state machine to computer scientists. Researchers in temporal logic as in much of the formal methods literature have adopted a models where "states" are maps from formal symbols to values (assignment maps) and a state machine is some set of these states with a relation indicating how state can evolve. In the temporal logic framework, given a state and a state machine of assignment maps, a proposition such as $\text{Always } P$ can be evaluated by seeing if all states reachable via the relation do in fact map the symbol P to "true". Given that the relation between states is a relation, these state machines are inherently non-deterministic which is claimed to improve the expressive range. There is no ready notion of product for the assignment map state machines partly because products of non-deterministic state machines are dubious notions, and because composing assignment maps is a messy process: if two different state machines of this type have a formal variable " x ", what does the assignment map for the product look like? And the status of "next state" is therefore problematic because in real systems different events can "branch" the sequence of states and because it requires that all components advance by the same unit of time and only change state on a tick.

TLA [Lam94] involves a long term effort to make the temporal logic model and the formal logic used for specification and deduction practical. The fundamental temporal operator "next" has been adapted to variables by using formal expressions with apostrophes to indicate "next state value" e.g. $x' = x + 1$. A whole deduction system has been constructed and automated to some extent. One of the significant contrasts between the project outlined above and TLA is that I came to see the formal language and deduction system as a barrier to the kind of back of the envelope analysis that is so useful in other engineering disciplines (akin to attempting to do carpentry while wearing mittens), while TLA seeks a formal language and automated proofs.

In this work, states are implicit in the event sequences that lead to states and the variables that are functions of those sequences. State is inherently viewed as causal, not axiomatic. The approach taken here deals with uncertainty using both partial specifications which may have multiple solutions and by using parameters. And the fundamental role of products and factorization here puts more of the semantics in the structure of underlying state machines and less in the specification.



Cascade of clocks

Much of the difference can be seen by contrasting Lamport's discussion on stuttering[Lam] with the following construction in state maps. Let the event stream contain "tick" events to advance state by one second of time.

$$Sec(start) = Min(start) = Hour(start) = 0$$

$$Sec(s.a) = \begin{cases} Sec(s) + 1 \bmod 60 & \text{if } a = tick \\ Sec(s) & \text{otherwise} \end{cases}$$

$$Min(s.a) = \begin{cases} Min(s) + 1 \bmod 60 & \text{if } a = tick \text{ and } Sec(s) = 59 \\ Min(s) & \text{otherwise} \end{cases}$$

$$Hour(s.a) = \begin{cases} Hour(s) + 1 \bmod 24 & \text{if } a = tick \text{ and } Sec(s) = 59 \text{ and } Min(s) = 59 \\ Hour(s) & \text{otherwise} \end{cases}$$

Now suppose we want to add a millisecond counter and "tick" means "one millisecond".

$$Milli(s) = 0 \text{ and } Milli(s.a) = \begin{cases} Milli(s) + 1 \bmod 1000 & \text{if } a = tick \\ Milli(s) & \text{otherwise} \end{cases}$$

but:

$$Clock(s) = (Hour(u), Min(u), Sec(u), Milli(s))$$

where

$$u(start) = start \text{ and } u(s.a) = \begin{cases} u(s) & \text{if } (a = tick \text{ and } Milli(s) \neq 999) \\ u(s).a & \text{otherwise} \end{cases}$$

Instead of stuttering, we have factored state machines (in a cascade!) and transducers that translate events between event alphabets.

References

- [Arb68] Michael A. Arbib. Algebraic theory of machines, languages, and semi-groups. Academic Press, 1968.
- [Cha] Michel Charpentier. Tech. rep. url: <http://www.cs.unh.edu/~charpov/programming-tlabuffer.html>.
- [Gec86] Ferenc Gecseg. Products of Automata. Monographs in Theoretical Computer Science. Springer Verlag, 1986.
- [Gin68] A. Ginzburg. Algebraic theory of automata. Academic Press, 1968.
- [GKP94] Ronald L. Graham, Donald E. Knuth, and Oren Patashnik. Concrete Mathematics: A Foundation for Computer Science. 2nd. USA: Addison-Wesley Longman Publishing Co., Inc., 1994. isbn: 0201558025.
- [Hol83] W.M.L. Holcombe. Algebraic Automata Theory. Cambridge University Press, 1983.
- [HU79] John E. Hopcroft and Jeffrey D. Ullman. Introduction to Automata Theory, Languages, and Computation. Reading MA: Addison-Wesley, 1979.
- [Key36] J. M. Keynes. The General Theory of Employment, Interest and Money. 14th edition, 1973. Macmillan, 1936.
- [Knu97] Donald E. Knuth. The Art of Computer Programming, Vol. 1: Fundamental Algorithms. Third. Reading, Mass.: Addison-Wesley, 1997.
- [Kri63] S. Kripke. "Semantical Considerations on Modal Logic". In: Acta Philosophica Fennica 16 (1963), pp. 83-94.
- [Lam] Leslie Lamport. Tech. rep. url: <https://lamport.azurewebsites.net/tla/stuttering.html?back-link=advanced.html#stuttering?unhideBut@EQhide-stuttering@AMPunhideDiv@EQstuttering>.

- [Lam94] L. Lamport. “The Temporal Logic of Actions”. In: ACM Transactions on Programming Languages and Systems (TOPLAS) 16.3 (May 1994), pp. 872–923.
- [Moo64] E.F. Moore, ed. Sequential Machines: Selected Papers. Reading MA: Addison-Welsey, 1964.
- [MP79] Z. Manna and A. Pnueli. “The modal logic of programs.” In: Proceedings of the 6th International Colloquium on Automata, Languages, and Programming. Vol. 71. Lecture Notes in Computer Science. New York: Springer-Verlag, 1979.
- [Par72] D. L. Parnas. “On the Criteria to Be Used in Decomposing Systems into Modules”. In: Commun. ACM 15.12 (Dec. 1972), pp. 1053–1058. issn: 0001-0782. doi: 10.1145/361598.361623. url: <http://doi.acm.org/10.1145/361598.361623>.
- [Pet67] Rozsa Peter. Recursive functions. Academic Press, 1967.
- [Pet82] Rozsa Peter. Recursive Functions in Computer Theory. Ellis Horwood Series in Computers and Their Applications, 1982.
- [Pin86] J.E. Pin. Varieties of Formal Languages. New York: Plenum Press, 1986.
- [Wak90] John F. Wakerly. Digital Design Principles and Practices. Prentice Hall, 1990.
- [Yod] Victor Yodaiken. Tech. rep. url: <https://www.yodaiken.com/2016/02/09/notes-on-modularity-and-algebra-updated>.
- [Yod90] Victor Yodaiken. “A Modal Arithmetic for Reasoning About Multi-Level Systems of Finite State Machines”. PhD thesis. University of Massachusetts (Amherst), 1990.

Author Address
victor.yodaiken@gmail.com