



Search for new phenomena in events with high jet multiplicity and low missing transverse momentum in proton-proton collisions at $\sqrt{s} = 8$ TeV

The CMS Collaboration*

Abstract

A dedicated search is presented for new phenomena in inclusive eight- and ten-jet final states with low missing transverse momentum, with and without identification of jets originating from b quarks. The analysis is based on data from proton-proton collisions corresponding to an integrated luminosity of 19.6 fb^{-1} collected with the CMS detector at the LHC at $\sqrt{s} = 8$ TeV. The dominant multijet background expectations are obtained from low jet multiplicity control samples. Data agree well with the standard model background predictions, and limits are set in several benchmark models. Colorons (axiglons) with masses between 0.6 and 0.75 (up to 1.15) TeV are excluded at 95% confidence level. Similar exclusion limits for gluinos in R -parity violating supersymmetric scenarios are from 0.6 up to 1.1 TeV. These results comprise the first experimental probe of the coloron and axigluon models in multijet final states.

Submitted to Physics Letters B

1 Introduction

Searching for new phenomena in final states with jets has been a tradition at hadron colliders that has continued at every new energy frontier. New particles decaying into jets are likely to be strongly produced; therefore, one expects these phenomena to have relatively large cross sections and be detectable at the CERN LHC. The challenge of searching in high-multiplicity all-hadronic final states without significant missing transverse momentum is the handling of the overwhelming multijet background. To remedy this situation, the focus of these searches has been on resonances having either narrow widths or large masses, in order to enhance the signal-to-background ratio and, consequently, the sensitivity. The presence of new phenomena in the simplest of multijet final states, the dijets, has been sought in proton-antiproton collisions at $\sqrt{s} = 0.63$ TeV by the UA1 [1] and UA2 [2, 3] Collaborations at the CERN Sp \bar{p} S, and at $\sqrt{s} = 1.8$ and 1.96 TeV by the CDF [4–9] and D0 [10–12] Collaborations at the Fermilab Tevatron, as well as in proton-proton collisions at $\sqrt{s} = 7, 8,$ and 13 TeV by the ATLAS [13–20] and CMS [21–31] Collaborations at the LHC.

The complexity of these searches increases dramatically with the increase in jet multiplicity, even when several resonances are present in the production and decay chain. The reason is an exponentially increasing combinatorial background, which makes it virtually impossible to take advantage of either two-jet or multijet resonances in multijet final states. For example, consider production of a pair of new particles X , each of which decays to a pair of particles Y that further decay into a dijet final state each. One would then expect invariant masses of four dijet combinations in the 8-jet final state to peak at the mass of the Y particle, and, likewise, the invariant masses of two 4-jet combinations would peak at the mass of the X particle. These measurements would make it seemingly easy to discern the signal from the multijet background, which lacks such features. Nevertheless, the total number of ways to arrange eight jets into four pairs is $7!! \equiv 7 \times 5 \times 3 \times 1 = 105$, and, on top of this, there are $C_4^2/2 = 3$ possible arrangements of four pairs into two quadruplets, yielding 315 possible combinations. In practice the correct jet assignment is thus overwhelmed by the wrong combinations. Moreover, the number of ways to partition eight jets into two quadruplets is $C_8^4/2 = 35$, so even trying to find the correct 4-jet combinations is a daunting task. Initial- and final-state radiation, as well as jet merging, makes the identification of correct pairing even more challenging.

Consequently, searches in multijet final states have thus far only been performed in the 4-jet (by ATLAS [32, 33], CMS [34, 35], and CDF [36]) and 6-jet (by CDF [37], CMS [38–40], and ATLAS [41]) final states. In none of these analyses was an attempt made to find the correct jet combination. Some of these analyses tag jets originating from b quarks (b -tagged jets), which allows them to improve sensitivity to new particles decaying to b quarks, thanks to a significant reduction in the multijet background.

In addition to these searches primarily targeting exclusive jet multiplicities, a separate class of searches has been conducted in high-multiplicity inclusive jet final states. This includes searches for semiclassical black holes [42, 43] pioneered by CMS [44–46] and recently also conducted by ATLAS [47, 48], as well as an ATLAS search [49] for pair-produced gluinos, each decaying into either three or five jets, which appear in certain R -parity [50] violating (RPV) supersymmetric (SUSY) models. In these analyses, no attempt is made to reconstruct the invariant mass of jet combinations, and the analyses either use global variables, such as the total scalar sum of transverse momenta of all jets in the event, H_T [44–48], or the sum of reconstructed jet masses [49]; or simple counts of the total number of jets, as well as the number of b -tagged jets [49].

2 Analysis strategy

The first CMS black hole search in multijet final states [44] introduced a novel technique that relies entirely on data to predict the dominant multijet background. The technique is based on the observation that in multijet events the additional energetic jets (beyond the $2 \rightarrow 2$ hard scattering) are produced mainly via final-state radiation (FSR). This process approximately conserves the H_T in the event, while increasing the jet multiplicity. Therefore, one could use the H_T spectrum at lower multiplicities, not contaminated by potential signal, to predict its shape at higher multiplicities. This technique, subsequently used in other CMS publications [45, 46, 51], forms the basis of the present analysis.

This Letter presents the results of the first search for new physics in high-multiplicity all-hadronic final states with low missing transverse momentum that utilizes simple kinematic analysis of the multijet final state, both in a flavor-blind analysis and in an analysis that requires at least one of the final-state jets to be b tagged. This approach makes the analysis sensitive to a large class of models of new physics. We illustrate this by considering three specific models resulting in such final states: pair production of colorons [52–55]; axigluons [56]); or gluinos decaying via RPV interactions [57].

For colorons C , which are vector color-octet particles, we consider a specific model [58, 59]. In this model, strongly produced coloron pairs each decay into a pair of color-octet hyperpions $\tilde{\pi}$, the lightest narrow bound states predicted in models with new strong dynamics. Each hyperpion further decays into gluon pairs, thus resulting in an eight-jet final state, as shown in Fig. 1 (left). This is the most important production diagram, accessible either from a gg or a $q\bar{q}$ initial state. However, other diagrams also contribute, including t -channel diagrams, virtual coloron contributions in the s -channel, and a 4-point $ggCC$ interaction.

The second class of models leading to the same final state involves axigluons A that arise from chiral color symmetry breaking $SU(3)_L \otimes SU(3)_R \rightarrow SU(3)_{L+R}$. In the benchmark model for axigluon pair production, two decay modes are considered. In the first mode (A1), the axigluon decays to scalar σ and pseudoscalar $\tilde{\pi}$ color-octet states, each subsequently decaying to two gluons. Phenomenologically, this case is similar to coloron pair production, see Fig. 1 (left). In the second mode (A2), the axigluon decays to a heavy color-triplet fermion Q in association with a light quark, and subsequently the heavy fermion decays to a standard model (SM) quark and a pseudogoldstone boson η , which is a light scalar particle with Higgs-like couplings, remaining from the left-right symmetry breaking via the Nambu–Goldstone mechanism [60, 61]. The η boson then decays to a pair of fermions, where the fermions are the heaviest that are kinematically accessible, usually b quarks [62], as shown in Fig. 1 (right). In this case there is an additional $q\bar{q}$ -induced axigluon pair production mode involving the t -channel exchange of Q .

The third class of models [57] involves an RPV SUSY scenario resulting in baryon number violation via the λ'' couplings (i.e., couplings that involve only quark superfields). We consider gluino (\tilde{g}) pair production assuming that the second-generation squarks (\tilde{q}) are light, while the top squarks (\tilde{t}) are sufficiently heavy to prevent gluino decays involving top quarks. The decay chain is $\tilde{g} \rightarrow q\bar{q}$, followed by $\tilde{q} \rightarrow q\tilde{H}$ and $\tilde{H} \rightarrow qq$, where \tilde{H} is the lightest supersymmetric particle (LSP) taken to be a higgsino. This process results in a ten-jet final state. Depending on the RPV coupling (λ''_{212} or λ''_{213}) and on whether bottom squarks participate in the decay chain, either zero, one, two, or three of the quarks in this decay are b quarks, as shown in Fig. 2. We refer to these gluino decay modes as G1, G2, G3, and G4, respectively.

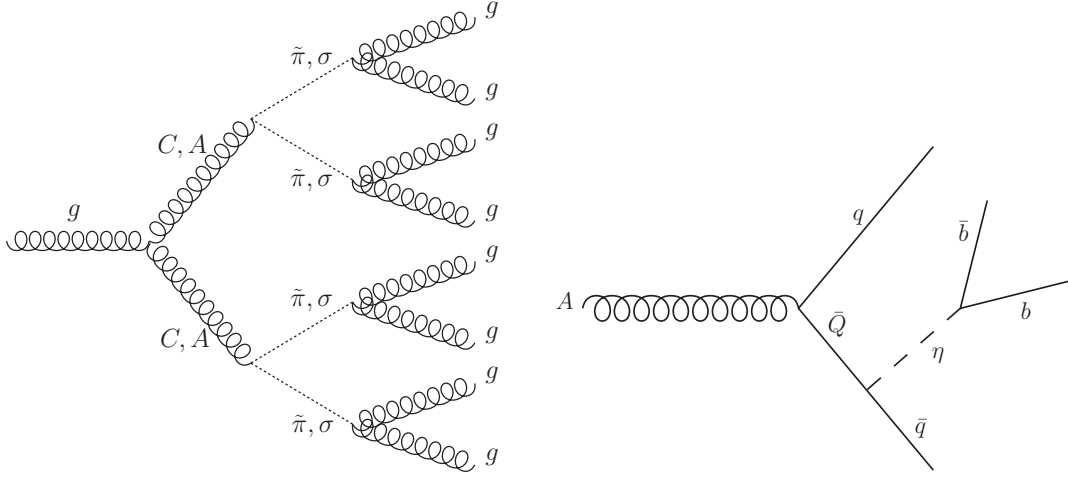


Figure 1: Left: the dominant Feynman diagram representing the s -channel pair production of color-octet vector bosons, subsequently decaying into spin-0 particles and finally to gluons. The vector bosons can be colorons C or axigluons A , while the spin-0 particles can be pseudoscalar hyperpions $\tilde{\pi}$ or scalar particles σ . Right: the second decay mode of an axigluon considered in this analysis, involving a heavy quark Q and a pseudogoldstone boson η with Higgs-like couplings.

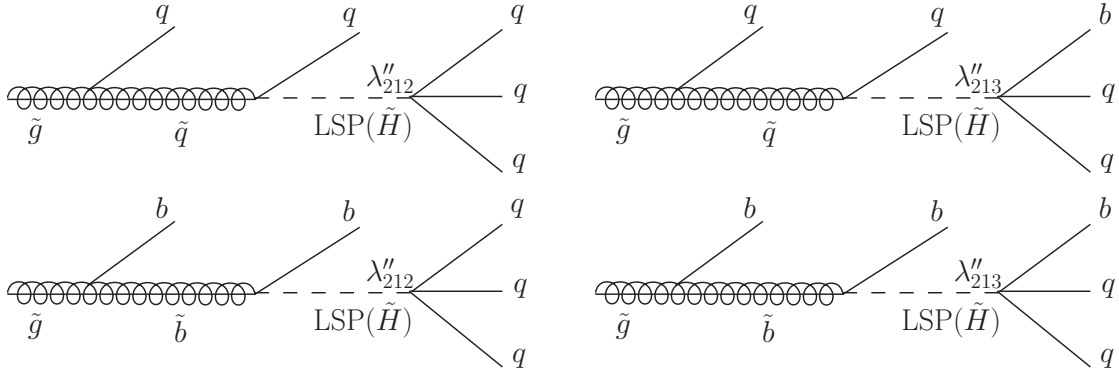


Figure 2: Gluino decay modes in the RPV SUSY scenario considered. Depending on the RPV coupling and the nature of the squark, zero (top left), one (top right), two (bottom left), or three (bottom right) b quarks can be present in each decay.

3 The CMS detector

The central feature of the CMS apparatus is a superconducting solenoid of 6 m internal diameter, providing a magnetic field of 3.8 T. Within the solenoid volume are a silicon pixel and silicon strip tracker, a lead tungstate crystal electromagnetic calorimeter (ECAL), and a brass and scintillator hadron calorimeter (HCAL), each composed of a barrel and two endcap sections. Forward calorimeters extend the coverage in pseudorapidity η provided by the barrel and endcap detectors. Muons are measured in gas-ionization detectors embedded in the steel flux-return yoke outside the solenoid.

The silicon tracker measures charged particles in the range $|\eta| < 2.5$. For nonisolated particles with transverse momentum $1 < p_T < 10$ GeV and $|\eta| < 1.4$, the track resolutions are typically 1.5% in p_T and 25–90 (45–150) μm in the transverse (longitudinal) impact parameter [63].

In the region $|\eta| < 1.74$, the HCAL cells have widths of 0.087 in pseudorapidity and azimuthal

angle ϕ . In the η - ϕ plane, and for $|\eta| < 1.48$, the HCAL cells map on to 5×5 arrays of ECAL crystals to form calorimeter towers projecting radially outwards from close to the nominal interaction point. At larger values of $|\eta|$, the size of the towers increases. Within each tower, the energy deposits in ECAL and HCAL cells are summed to define the calorimeter tower energies, subsequently used to provide the energies and directions of hadronic jets. When combining information from the entire detector, the jet energy resolution amounts typically to 15% at 10 GeV, 8% at 100 GeV, and 4% at 1 TeV, to be compared to about 40, 12, and 5%, respectively, obtained when the ECAL and HCAL alone are used.

The first level of the CMS trigger system, composed of custom hardware processors, uses information from the calorimeters and muon detectors to select the most interesting events in a fixed time interval of less than $4 \mu\text{s}$. A high-level trigger (HLT) processor farm further decreases the event rate from around 100 kHz to less than 1 kHz, before data storage.

A more detailed description of the CMS detector, together with a definition of the coordinate system used and the relevant kinematic variables, can be found in Ref. [64].

4 The Monte Carlo simulation

While the dominant background in this analysis, stemming from QCD multijet production, is estimated using control samples in data, as detailed in Section 6, a number of simulated samples are used to qualify the background estimation methods, determine the systematic uncertainties, and account for subdominant background processes.

The QCD multijet background is simulated with the MADGRAPH 5 [65–67] leading order (LO) Monte Carlo (MC) generator, interfaced with PYTHIA 6.422 [68] for description of fragmentation and hadronization. Events are generated with the CTEQ6L [69] parton distribution function (PDF) set. The underlying event is described using the PYTHIA tune Z2* [70, 71]. The generated events are processed through the full CMS detector simulation based on GEANT4 [72]. In addition, for an alternative description of the dominant background at high multiplicities, QCD multijet events are simulated using the ALPGEN [73] LO MC generator, with up to four additional outgoing partons in the matrix element calculations, also interfaced with PYTHIA and GEANT4.

Three classes of signal models are simulated: pair-produced colorons; axigluons; and gluinos in an RPV SUSY scenario. Coloron production [74] is generated using MADGRAPH 4 [65] for a specific production and decay mode (pair production of colorons, subsequently decaying to hyperpions and finally to gluons). The signal simulation is done for coloron masses M_C in the range from 0.4 to 1.5 TeV (in steps of 0.1 TeV), with a width Γ_C equal to 20% of M_C , and for a hyperpion mass equal to $M_C/3$ (i.e. in the specific model of Ref. [59], where the coloron decay to a pair of hyperpions is predicted to dominate). The detector simulation is performed using the CMS fast parametric simulation [75]. The results of the fast simulation have been cross-checked with results from the full simulation, for a few benchmark points, and the corresponding acceptances are found to agree within a few percent.

Axigluon pair production from gg and $q\bar{q}$ initial states through the gluon s -channel (Fig. 1 left), axigluon s - and t -channel, heavy color-triplet fermion Q and SM quark t -channel exchange, and a 4-point interaction are simulated with MADGRAPH 5, followed by PYTHIA and GEANT4. Two distinct decay topologies of pair-produced axigluons are considered in this analysis. The first topology is the decay of each axigluon to a pair of mass-degenerate color-octet scalar and pseudoscalar particles, each of which further decays to two gluons. The scalar particle mass M_σ

and the pseudoscalar particle mass $M_{\tilde{\pi}}$ are both chosen to be 1/4 or 1/3 of the axigluon mass M_A , with M_A ranging from 0.1 to 1.5 TeV in steps of 0.1 TeV. The values of the mass ratio are chosen so that the decays of the axigluon to scalar and pseudoscalar particles dominate [62], and constraints imposed by four-jet resonance searches [32–35] are avoided. Those searches would be sensitive to this model in the case of a light (pseudo)scalar when two gluon jets from its decay overlap and are reconstructed as a single jet. The width Γ_A of the axigluon is taken to be either 10 or 15% of M_A [62]. The second topology is the decay of the axigluon to a heavy color-triplet fermion in association with a light quark (Fig. 1 right). The heavy quark subsequently decays to a quark and a light scalar η that decays to a bottom quark-antiquark pair. This signal topology is simulated for M_A ranging from 0.4 to 1.5 TeV, in 0.1 TeV steps. The ratios are $M_Q/M_A = 2/3$, $m_\eta/M_A = 1/15$, and $\Gamma_A/M_A = 3.5$ or 10%, as recommended in Ref. [62].

The RPV SUSY gluino pair production and the decay chains [57] are simulated with MADGRAPH 5, interfaced with PYTHIA and GEANT4. Gluino masses $M_{\tilde{g}}$ from 0.5 to 1.5 TeV and squark masses ($M_{\tilde{q}}$ or $M_{\tilde{b}}$) from 0.1 to 0.9 TeV, in 0.1 TeV steps, are used. The higgsino mass is fixed to 3/4 of the relevant squark mass. The gluino pair production cross section is calculated with NLL-FAST [76] at next-to-leading-order accuracy in α_S and with the resummation of soft-gluon emission at next-to-leading-logarithmic accuracy. We assume that the cross sections of pair-produced gluinos are identical in the four different decay scenarios considered.

All simulated samples include the effect of multiple proton-proton (pp) collisions per bunch crossing by superimposing minimum bias interactions with a multiplicity distribution matching that observed in data.

5 Event selection and reconstruction

The search described in this Letter utilizes a data sample of pp collisions at $\sqrt{s} = 8$ TeV, collected with the CMS detector at the LHC in 2012 and corresponding to an integrated luminosity of 19.6 fb^{-1} . The data were collected with a trigger based on jets reconstructed with the calorimeter-only information. At the HLT, the jets are clustered from the ECAL and HCAL energy deposits, using the anti- k_T clustering algorithm [77] with a distance parameter of 0.5. Jet energies are corrected for the calorimeter response [78]. The trigger requires the scalar sum of p_T of all the HLT jets to exceed a threshold that was increased progressively from 550 to 750 GeV to maintain a constant trigger rate despite the increase in the instantaneous luminosity delivered by the LHC.

Offline, events are reconstructed using a particle-flow algorithm [79, 80] that identifies each single particle (photon, electron, muon, charged hadron, and neutral hadron) with an optimized combination of all subdetector information. The energy of photons is directly obtained from the ECAL measurement corrected for zero-suppression effects. The energy of electrons is determined from a combination of the track momentum at the main interaction vertex, the corresponding ECAL cluster energy and the energy sum of all bremsstrahlung photons attached to the track. The energy of muons is obtained from the corresponding track momentum. The energy of charged hadrons is determined from a combination of the track momentum and the corresponding ECAL and HCAL energy, corrected for zero-suppression effects and for the response function of the calorimeters to hadronic showers. Finally, the energy of neutral hadrons is obtained from the corresponding corrected ECAL and HCAL energy.

For each event, hadronic jets are clustered from the particle-flow candidates, using the anti- k_T algorithm with a distance parameter of 0.5. The momentum of each jet is determined as the

vectorial sum of all particle momenta in the jet and its magnitude is found in the simulation to be within 5 to 10% of the true momentum at the particle level over the whole p_T spectrum and detector acceptance. Jet energy corrections are derived from simulation and are confirmed with in situ measurements using the energy balance of dijet and γ +jet events [78].

Events are further required to have at least one well-reconstructed [63] pp interaction vertex. In order to suppress jets due to rare, anomalous calorimeter signals, jet candidates are required to satisfy the following identification criteria: each jet should contain at least two particles, at least one of which is a charged hadron, and the jet energy fraction carried by neutral hadrons and photons should be less than 90%. These criteria have an efficiency greater than 99% per jet. Only events with at least eight or ten identified jets, depending on the search category, with $p_T > 30$ GeV and $|\eta| < 2.4$ are considered. Finally, the offline H_T variable, defined as a scalar sum of transverse momenta of all the jets passing the above requirements, must exceed 900 GeV, in order to avoid any trigger bias.

For the signal channels with b quark jets in the final state, we require at least one jet to be b-tagged using the combined secondary vertex (CSV) algorithm [81, 82], which exploits information from tracks and secondary vertices to build a likelihood-based discriminator. This discriminator is then used to distinguish between jets originating from b quarks and those from c quarks, light-flavor quarks, and gluons. The operating point of the CSV algorithm [82] used to tag b quark jets is defined by the minimum threshold on the discriminator at which the misidentification probability of light-parton jets is approximately 1%; this working point corresponds to approximately 70% tagging efficiency per b jet. The effect of requiring more than one b-tagged jet has been investigated, particularly for the decay channels containing four or six b quark jets in the final state. It is found that this does not improve the search sensitivity, since the uncertainty in the estimation of background from data (as described in Section 6) becomes large. Therefore we stay with the requirement of a minimum of only one b-tagged jet for all signal channels with b quarks, independent of their multiplicity.

In addition to these selection criteria, for the channels without b quark jets in the final state we employ a global event shape variable, sphericity (S) [83]. This variable is based on the three eigenvalues $Q_1 \geq Q_2 \geq Q_3$ of the tensor $S^{\alpha\beta}$ in the momentum space: $S^{\alpha\beta} = \sum_i p_i^\alpha p_i^\beta / \sum_i p_i^2$, where indices α and β run over the three spatial coordinates and p_i is the momentum of jet i . The sphericity is defined as $S = \frac{3}{2}(Q_2 + Q_3)$. Events with $S \approx 1$ are more spherically symmetric, whereas events with $S \approx 0$ are more linear, looking like a pair of back-to-back jets. The signal events are more spherical than the background events, which are largely characterized by the back-to-back topology of the jets from the hard-scattering $2 \rightarrow 2$ parton processes. This shape variable was previously used in the search for light- and heavy-flavor three-jet resonances [40], to separate the signal from the QCD background. The optimum selection on the sphericity value was determined by maximizing the expected signal significance, while keeping the selection soft enough to maintain the invariance of the H_T distribution with respect to the jet multiplicity (explained in detail in Section 6), and corresponds to $S > 0.1$. Using the sphericity variable increases the expected signal significance by 10%.

Table 1 summarizes the four signal regions (SR1–SR4) used in the analysis and the models probed by each signal region, as discussed in more detail in Section 8.

6 Background estimation

Because of the large combinatorial background in the multijet final states, we do not employ any mass variables in the analysis. The results are based on simultaneous counting experi-

Table 1: Definition of signal regions used in the analysis, and models probed by each signal region.

Signal region	Selection	Models probed
SR1	≥ 8 jets ($p_T > 30$ GeV, $ \eta < 2.4$), $S > 0.1$	Colorons, A1, low-mass G1
SR2	≥ 8 jets ($p_T > 30$ GeV, $ \eta < 2.4$), ≥ 1 b-tagged	A2, low-mass G2, G3, G4
SR3	≥ 10 jets ($p_T > 30$ GeV, $ \eta < 2.4$), $S > 0.1$	High-mass G1
SR4	≥ 10 jets ($p_T > 30$ GeV, $ \eta < 2.4$), ≥ 1 b-tagged	High-mass G2, G3, G4

ments in the low- H_T control region, dominated by the background, and in the signal region above a certain H_T cutoff, optimized for each signal point, as discussed in Section 8. The main background in this analysis is QCD multijet production, which is estimated directly from the observed data using the H_T multiplicity invariance method [44–46], extensively used for black hole searches in CMS. The method is based on an empirical observation that the shape of the H_T spectrum is independent of the jet multiplicity, which was thoroughly checked by using various MC samples (PYTHIA, ALPGEN, and MADGRAPH 5), as well as collision data. The invariance stems from the fact that, in a generic QCD event, the H_T distribution is approximately determined by the $2 \rightarrow 2$ hard-scattering processes. Any further splitting of jets as a result of FSR conserves the H_T , as long as both the hard-scattering and FSR jets still pass the p_T selection. The initial-state radiation, which is predominantly a forward process, does potentially change the H_T value, but this turns out to be a subdominant effect and does not spoil the observed invariance. For the purpose of this analysis, we have also confirmed that the H_T invariance is preserved with the relatively soft sphericity selection we use in the non-b-tagged analysis; it is also preserved when at least one b-tagged jet is required. The H_T invariance method consists of fitting the shape of the H_T distribution at lower jet multiplicities and then using this shape to describe the background for the high-multiplicity signal selection.

For the search for axiglucos or colorons in the inclusive eight-jet final state, fits to five analytic functions are performed for H_T distributions in data control samples with an exclusive jet multiplicity requirement between four and seven, with and without the requirement of at least one b-tagged jet. The potential signal contamination is expected to be small in these lower-multiplicity samples. The fit functions are similar to the one used in the searches for dijet resonances [21–31] or to those used in searches for microscopic black holes [44–46] in CMS:

- $f_1 = \frac{P_0(1+x)^{P_1}}{x^{P_2+P_3 \ln(x)}}$, default four-parameter fit function,
- $f_2 = \frac{P_0}{(P_1+P_2x+x^2)^{P_3}}$, alternative four-parameter fit function,
- $f_3 = \frac{P_0}{(P_1+x)^{P_2}}$, default three-parameter fit function,
- $f_4 = \frac{P_0(1+x)^{P_1}}{x^{P_2 \ln(x)}}$, alternative three-parameter fit function,
- $f_5 = \frac{P_0(1-x)^{P_1}}{x^{P_2+P_3 \ln(x)}}$, alternative four-parameter fit function,

where $x = H_T / \sqrt{s}$, and P_i are the free parameters of the fit.

All five fits are consistent with each other and have good fit probability. We pick the function that fits best a particular control sample used to predict the background in one of the four search regions. The other fit functions and control samples are used to determine the background uncertainties, as described in Section 7. The f_3 function is used to fit to the four-jet H_T spectrum as the background template for SR1 (coloron and axigluon A1 searches). The same function fit to the four-jet H_T spectrum with at least one b-tagged jet requirement is used to predict the background in the SR2 (A2 and low-mass G2, G3, and G4 searches). The f_4 function fit to the

four-jet H_T spectrum is used as the background template for the RPV gluino G1 search at high masses (SR3), while for the high-mass G2, G3, and G4 scenarios (SR4) the f_2 function fit to the four-jet H_T spectrum with at least one b-tagged jet is used as the background template. The fit range is chosen to be 1.5–2.0 TeV to predict the background shape for the ≥ 8 jet search regions SR1 and SR2, and 2.0–3.0 TeV for ≥ 10 jet search regions SR3 and SR4.

For low-mass resonances the signal contamination can be significant, even in the low- H_T range of the spectrum; therefore, the signal extraction (or limit setting) procedure has been generalized to take potential contamination into account. For each signal region, we define the control bin and the signal bin in the H_T distribution to be used in the simultaneous counting experiment to extract the background normalization and the potential signal. The control bin is chosen to be 1.4–1.7 TeV for SR1 and SR2, and 1.9–2.1 TeV for SR3 and SR4, where the lower boundary is chosen to avoid the trigger and multiplicity-related turn-on effects, and the upper boundary is chosen low enough to minimize signal contamination. In the limit of no signal contamination, the control bin essentially becomes the background normalization region. The signal bin is defined by the requirement of H_T to exceed a certain threshold, which is determined for each resonance mass in each model to maximize the signal significance. For the case where the background expectation exceeds 20 events, the Gaussian significance S/\sqrt{B} is used, where S and B are signal and background expectations. For high-mass resonances, where the optimal H_T thresholds are sufficiently high to have a small number of expected background events, the Z_{Bi} criterion [84] is used instead. The Z_{Bi} statistic is a measure of equivalent Gaussian signal significance obtained by considering the binomial probability of the events in data being distributed at least as signal-like as observed, under the assumption of the background-only hypothesis.

The H_T distributions in data, with background estimated from control samples in data, and relevant signal model predictions are shown in Fig. 3 for the four signal regions. In all four cases good agreement between the data and the background predictions is observed.

7 Systematic uncertainties

Several sources of systematic uncertainties in signal acceptance and background prediction have been considered in the analysis.

Two main sources of the background uncertainty are the choice of the fit function (shape uncertainty) and the normalization uncertainty. In order to estimate the shape uncertainty, we use the envelope of the fits with five template functions to the H_T spectrum in the four to seven jet control samples in data. This uncertainty ranges from approximately 3% for $H_T = 1.4$ TeV to 140% for $H_T = 4$ TeV. The background normalization uncertainty is statistical in nature, because of the limited number of data events in the normalization region. It varies between 2 and 10%, depending on the signal region. The uncertainty related to the assumption of H_T invariance is included in the shape uncertainty, as the fit function envelope contains fits to several exclusive low-multiplicity distributions, which allows one to gauge the degree to which the H_T invariance may be violated.

Systematic uncertainties in the signal acceptance are related to the choice of PDFs and the uncertainty in the jet energy scale. The PDF uncertainty is estimated using the PDF4LHC prescription [85, 86], based on the CT10 [87], MSTW2008 [88], and NNPDF2.1 [89] sets and found to be 3%. The uncertainty due to the jet energy scale is estimated by varying the latter up and down by one standard deviation and estimating the effect on the signal acceptance after all the selections. This procedure gives a 5% uncertainty in the acceptance due to the uncertainty

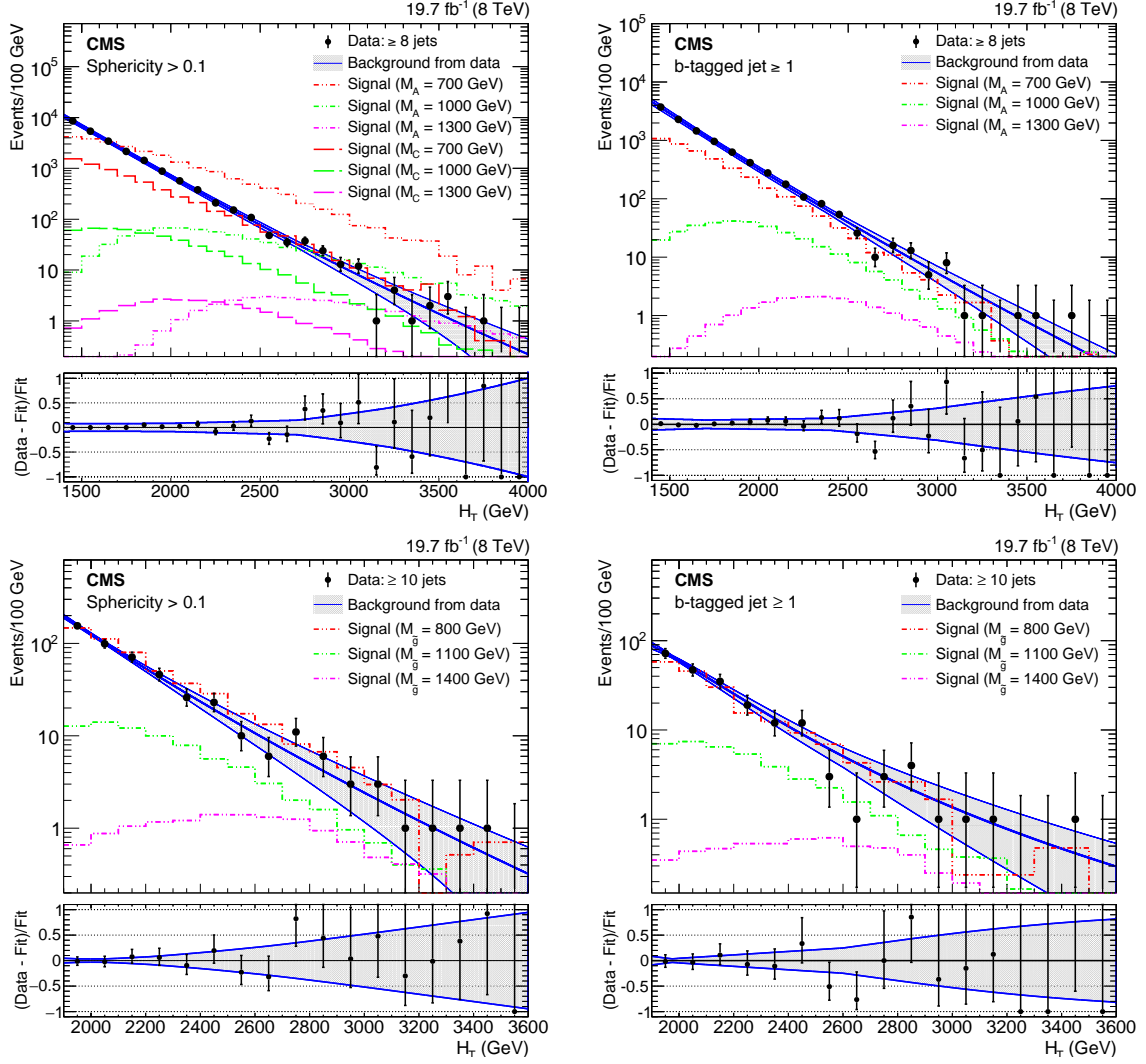


Figure 3: The H_T distributions in data (points), background estimated from data (blue thick solid line in the upper panels) with its uncertainty (gray shaded band), and representative signal model predictions (histograms). Top left: eight or more jets, no b tagging requirement, with the coloron ($\Gamma_C/M_C = 20\%$, $M_{\tilde{\pi}} = M_C/3$) and axigluon A1 ($\Gamma_A/M_A = 15\%$, $M_{\sigma/\tilde{\pi}} = M_A/3$) signals overlaid. Top right: eight or more jets, one or more b -tagged jets, with the A2 ($\Gamma_A/M_A = 15\%$, $M_{\sigma/\tilde{\pi}} = M_A/3$) axigluon signal points overlaid. Bottom left (right): ten or more jets without b tagging requirement (with one or more b -tagged jets), with RPV SUSY gluino signals overlaid. The lower panels show the distribution of the quantity $(\text{Data} - \text{Fit})/\text{Fit}$. The error bars on the plotted values indicate the statistical uncertainty associated with the data, and the shaded band indicates the systematic uncertainty.

in the jet energy scale. In the case of signal models with b quark jets in the final state, there is an additional systematic uncertainty due to the uncertainty in the b tagging efficiency scale factors that account for the difference between the b tagging performance in data and in simulation [82]. This uncertainty is taken into account by varying the scale factor values up and down by one standard deviation and estimating the effect on the signal acceptance. The resulting uncertainty ranges between 2 and 5%, depending on the H_T . Finally, a 2.6% uncertainty in the integrated luminosity [90] is also applied to the signal yield.

The systematic uncertainties in the signal and background yields are summarized in Table 2.

Table 2: Summary of systematic uncertainties in the signal yields and background yields

Uncertainty source	Signal uncertainty	Background uncertainty
Jet energy scale	5%	—
PDF	3%	—
b tagging scale factor	2–5%	—
Integrated luminosity	2.6%	—
Background shape	—	3–140%
Background normalization	—	2–10%

8 Results

We construct the following likelihood to describe the results of two simultaneous counting experiments with n_C (n_S) events observed in the control (signal) bin:

$$L(\mu, k, \vec{\theta}) = \frac{e^{-(\mu S_C(\vec{\theta}) + kB_C(\vec{\theta}))} (\mu S_C(\vec{\theta}) + kB_C(\vec{\theta}))^{n_C}}}{n_C!} \frac{e^{-(\mu S_S(\vec{\theta}) + kB_S(\vec{\theta}))} (\mu S_S(\vec{\theta}) + kB_S(\vec{\theta}))^{n_S}}}{n_S!}. \quad (1)$$

In this expression, the parameter μ is the scale factor for the signal (“signal strength”), k is the normalization factor of the background template, S_C and B_C (S_S and B_S) are the expected signal and background yields in the control (signal) bin, and $\vec{\theta}$ is the vector of nuisance parameters.

By maximizing the likelihood of Eq. (1) with $\vec{\theta}$ profiled as log-normal nuisance parameters, we extract the best fit value and 95% confidence level (CL) upper limit for the signal strength, which we convert to a limit on the cross section times the branching fraction for the multijet channel of the specific signal. For limit setting, we use the asymptotic approximation [91] of the CL_s method [92, 93]. When comparing the result with theoretical cross sections to extract mass limits, we assume this branching fraction is equal to one, i.e. that the decay proceeds exclusively in the specific mode we probe, with the exception of the coloron model, where the branching fraction is calculated following Ref. [59].

Despite the potential sizable signal contamination, the sensitivity to the low-mass signals is still sufficiently high because of the large production cross section and the fact that the signal and background have different shapes; therefore, the fractional contributions of the signal in the control and signal bins are different. For the low-mass gluino ($M_{\tilde{g}} < 1.1$ TeV), the sensitivity in the SR1/SR2 is actually higher than in the SR3/SR4, despite the presence of ten jets in the final state resulting from the gluino decays, because the higher-multiplicity search regions SR3/SR4 suffer from potential large signal contamination. The contamination is significantly less pronounced in the lower-multiplicity regions SR1/SR2, which also have the control bins lower in H_T and are thus better separated from the signal. Nevertheless, the minimum H_T requirement and the position of the control bins do not allow us to probe masses below 0.6 TeV, so all the results are quoted for signals with the masses above this threshold.

The upper limits on the signal cross section times branching fraction at 95% CL for the coloron model are shown in Fig. 4. By comparing the limits with the theoretical cross section times the branching fraction for coloron pair production, we exclude colorons with masses, M_C , from 0.6 to 0.75 TeV for a hyperpion mass equal to $M_C/3$.

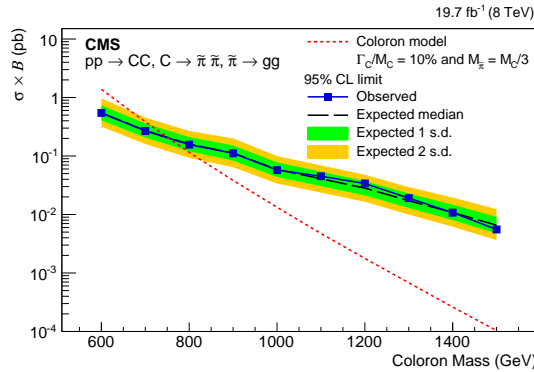


Figure 4: Upper limits at 95% CL on the signal cross section times branching fraction, as a function of coloron mass M_C , assuming a width of 20% and a hyperpion mass M_{π} equal to $M_C/3$. The observed cross section limits (points) are compared with the expected limit (dashed line) and the one and two standard deviation uncertainty bands. The cross section for coloron pair production (dashed red line) is also shown.

Figure 5 shows similar results for axigluon pair production and decay according to the A1 model. We exclude axigluon masses from 0.6 up to 1.15 TeV, depending on the model parameters. For axigluons decaying according to the A2 model, we exclude axigluon masses from 0.6 up to 0.9 TeV, as shown in Fig. 6.

We exclude gluinos with RPV decay G1 with masses from 0.6 up to 0.65–1.03 TeV for squark masses from 0.1 to 0.9 TeV, as shown in Fig. 7 (top left). For the G2 decay mode, we exclude gluino masses from 0.6 up to 0.65–1.08 TeV for squark masses from 0.1 to 0.9 TeV, as shown in Fig. 7 (top right). For the G3 decay mode we exclude gluino masses from 0.6 up to 0.68–1.08 TeV for the bottom squark masses from 0.1 to 0.9 TeV, as shown in Fig. 7 (bottom left). Finally, for the G4 decay mode we exclude gluino masses from 0.6 up to 0.65–1.1 TeV for the bottom squark masses from 0.1 to 0.9 TeV, as shown in Fig. 7 (bottom right).

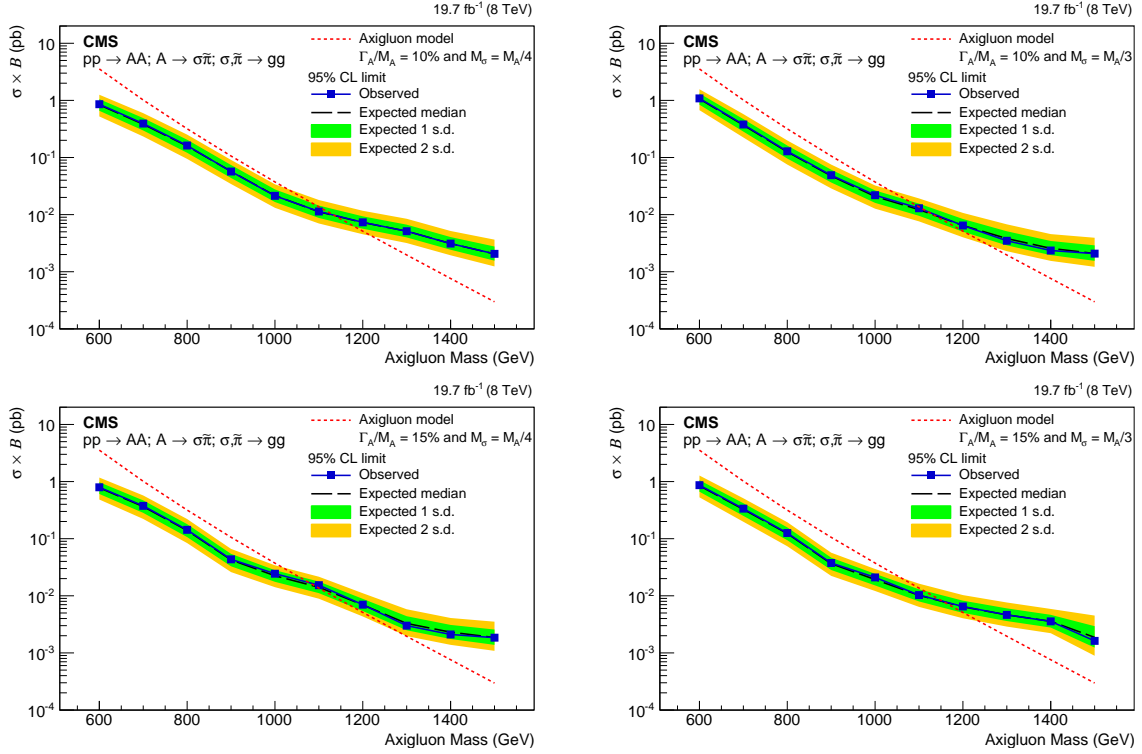


Figure 5: Upper limits at 95% CL on signal cross section times branching fraction, as a function of axigluon mass M_A , assuming a width of 10% (top row) or 15% (bottom row) and a decay according to the A1 model. Left: for equal scalar and pseudoscalar particle masses ($M_\sigma = M_{\tilde{\pi}} = M_A/4$); right: for $M_\sigma = M_{\tilde{\pi}} = M_A/3$. The observed cross section limits (points) are compared with the expected limit (dashed line) and the one and two standard deviation uncertainty bands. The cross section for axigluon pair production (dashed red line) is also shown.

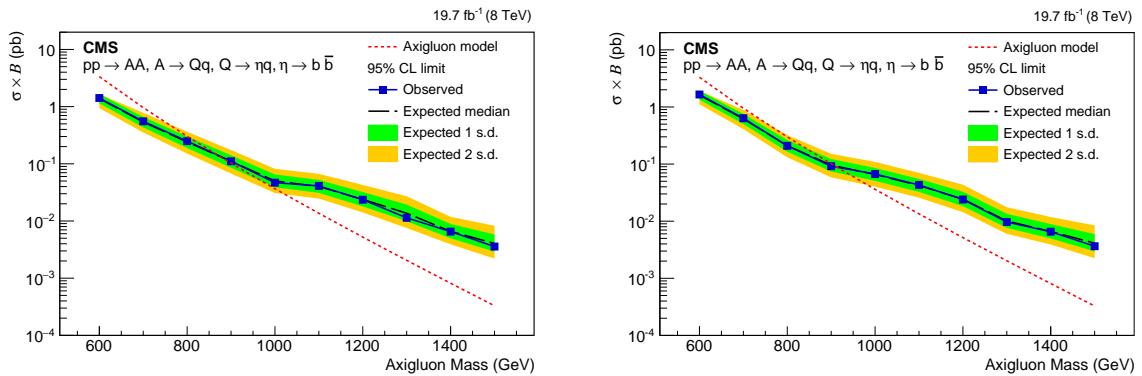


Figure 6: Upper limits at 95% CL on signal cross section times branching fraction, as a function of axigluon mass M_A , assuming a width of 3.5% (left) and 10% (right) of M_A , and a decay according to the A2 model. The observed cross section limits (points) are compared with the expected limit (dashed line) and the one and two standard deviation uncertainty bands. The cross section for axigluon pair production (dashed red line) is also shown.

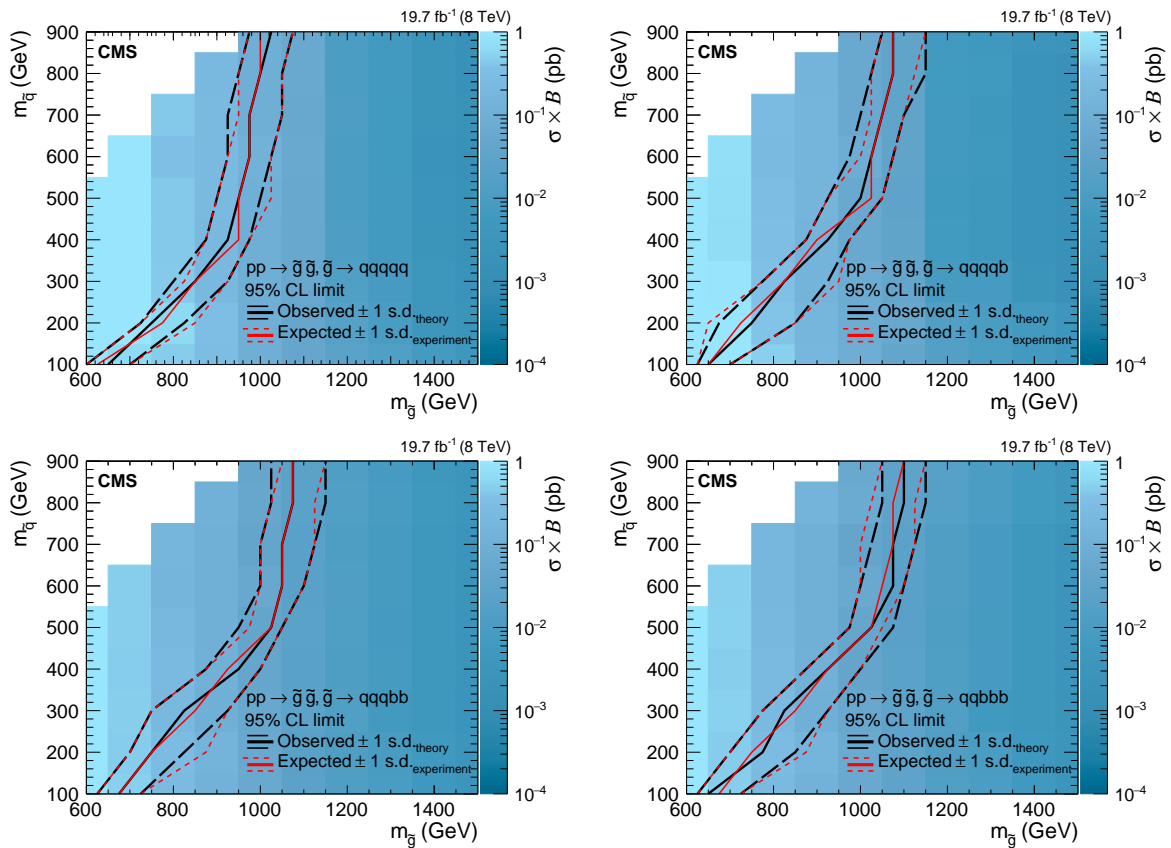


Figure 7: Upper limits at 95% CL on the signal cross section times branching fraction, as a function of the gluino mass $M_{\tilde{g}}$ and squark mass $M_{\tilde{q}}$ for the pair-produced gluino model with RPV decays in the final states $qqqqq$ (G1, top left), $qqqqb$ (G2, top right), $qqbb$ (G3, bottom left), and $qqbbb$ (G4, bottom right). The observed limit (black long-dashed lines) is compared to the expected limit (red short-dashed lines) with the one standard deviation theoretical uncertainty in the observed limit (black dashed lines) and the one standard deviation statistical and systematic uncertainties combined in the expected limits (red dashed lines). The gluino pair production cross sections are shown with the color scale.

9 Summary

A search has been performed for pair production of color-octet vector boson resonances and of gluinos in an RPV SUSY model, in inclusive eight- and ten-jet final states. The search is based on data from proton-proton collisions at $\sqrt{s} = 8$ TeV corresponding to an integrated luminosity of 19.6 fb^{-1} collected by the CMS experiment at the LHC. The scalar sum of the transverse momenta of the jets is used as a discriminating variable, with additional requirements placed on event sphericity and b-tagged jet multiplicity. The dominant QCD multijet background is estimated from control samples at lower multiplicity, without any reliance on simulation. No significant deviation from the standard model background predictions has been observed. Upper limits at 95% confidence level on the cross section times branching fraction have been set for several signal scenarios. The cross section limits have been compared to specific coloron, axigluon, and gluino pair production cross sections. For the coloron and axigluon models, the lowest excluded mass is 0.6 TeV, while the highest excluded mass ranges from 0.75 to 1.15 TeV. For the RPV SUSY model, the lowest excluded mass is 0.6 TeV, while the highest excluded mass is 1.1 TeV. Models with colorons and axigluons decaying in multijet final states are probed experimentally for the first time.

Acknowledgments

We congratulate our colleagues in the CERN accelerator departments for the excellent performance of the LHC and thank the technical and administrative staffs at CERN and at other CMS institutes for their contributions to the success of the CMS effort. In addition, we gratefully acknowledge the computing centres and personnel of the Worldwide LHC Computing Grid for delivering so effectively the computing infrastructure essential to our analyses. Finally, we acknowledge the enduring support for the construction and operation of the LHC and the CMS detector provided by the following funding agencies: BMWFW and FWF (Austria); FNRS and FWO (Belgium); CNPq, CAPES, FAPERJ, and FAPESP (Brazil); MES (Bulgaria); CERN; CAS, MoST, and NSFC (China); COLCIENCIAS (Colombia); MSES and CSF (Croatia); RPF (Cyprus); SENESCYT (Ecuador); MoER, ERC IUT and ERDF (Estonia); Academy of Finland, MEC, and HIP (Finland); CEA and CNRS/IN2P3 (France); BMBF, DFG, and HGF (Germany); GSRT (Greece); OTKA and NIH (Hungary); DAE and DST (India); IPM (Iran); SFI (Ireland); INFN (Italy); MSIP and NRF (Republic of Korea); LAS (Lithuania); MOE and UM (Malaysia); BUAP, CINVESTAV, CONACYT, LNS, SEP, and UASLP-FAI (Mexico); MBIE (New Zealand); PAEC (Pakistan); MSHE and NSC (Poland); FCT (Portugal); JINR (Dubna); MON, RosAtom, RAS and RFBR (Russia); MESTD (Serbia); SEIDI and CPAN (Spain); Swiss Funding Agencies (Switzerland); MST (Taipei); ThEPCenter, IPST, STAR and NSTDA (Thailand); TUBITAK and TAEK (Turkey); NASU and SFFR (Ukraine); STFC (United Kingdom); DOE and NSF (USA).

Individuals have received support from the Marie-Curie programme and the European Research Council and EPLANET (European Union); the Leventis Foundation; the A. P. Sloan Foundation; the Alexander von Humboldt Foundation; the Belgian Federal Science Policy Office; the Fonds pour la Formation à la Recherche dans l'Industrie et dans l'Agriculture (FRIA-Belgium); the Agentschap voor Innovatie door Wetenschap en Technologie (IWT-Belgium); the Ministry of Education, Youth and Sports (MEYS) of the Czech Republic; the Council of Science and Industrial Research, India; the HOMING PLUS programme of the Foundation for Polish Science, cofinanced from European Union, Regional Development Fund, the Mobility Plus programme of the Ministry of Science and Higher Education, the National Science Center (Poland), contracts Harmonia 2014/14/M/ST2/00428, Opus 2013/11/B/ST2/04202, 2014/13/B/ST2/02543 and 2014/15/B/ST2/03998, Sonata-bis 2012/07/E/ST2/01406; the Thalys

and Aristeia programmes cofinanced by EU-ESF and the Greek NSRF; the National Priorities Research Program by Qatar National Research Fund; the Programa Clarín-COFUND del Principado de Asturias; the Rachadapisek Sompot Fund for Postdoctoral Fellowship, Chulalongkorn University and the Chulalongkorn Academic into Its 2nd Century Project Advancement Project (Thailand); and the Welch Foundation, contract C-1845.

References

- [1] UA1 Collaboration, "Two jet mass distributions at the CERN proton - anti-proton collider", *Phys. Lett. B* **209** (1988) 127, doi:10.1016/0370-2693(88)91843-6.
- [2] UA2 Collaboration, "A measurement of two jet decays of the W and Z bosons at the CERN $\bar{p}p$ collider", *Z. Phys. C* **49** (1991) 17, doi:10.1007/BF01570793.
- [3] UA2 Collaboration, "A search for new intermediate vector mesons and excited quarks decaying to two jets at the CERN $\bar{p}p$ collider", *Nucl. Phys. B* **400** (1993) 3, doi:10.1016/0550-3213(93)90395-6.
- [4] CDF Collaboration, "The two jet invariant mass distribution at $\sqrt{s} = 1.8$ TeV", *Phys. Rev. D* **41** (1990) 1722(R), doi:10.1103/PhysRevD.41.1722.
- [5] CDF Collaboration, "Search for quark compositeness, axigluons and heavy particles using the dijet invariant mass spectrum observed in $\bar{p}p$ collisions", *Phys. Rev. Lett.* **71** (1993) 2542, doi:10.1103/PhysRevLett.71.2542.
- [6] CDF Collaboration, "Search for New Particles Decaying to Dijets in $\bar{p}p$ Collisions at $\sqrt{s} = 1.8$ TeV", *Phys. Rev. Lett.* **74** (1995) 3538, doi:10.1103/PhysRevLett.74.3538, arXiv:hep-ex/9501001.
- [7] CDF Collaboration, "Measurement of Dijet Angular Distributions by the Collider Detector at Fermilab", *Phys. Rev. Lett.* **77** (1996) 5336, doi:10.1103/PhysRevLett.77.5336, arXiv:hep-ex/9609011. [Erratum: doi:10.1103/PhysRevLett.78.4307].
- [8] CDF Collaboration, "Search for new particles decaying to dijets at CDF", *Phys. Rev. D* **55** (1997) 5263(R), doi:10.1103/PhysRevD.55.R5263, arXiv:hep-ex/9702004.
- [9] CDF Collaboration, "Search for new particles decaying into dijets in proton-antiproton collisions at $\sqrt{s} = 1.96$ TeV", *Phys. Rev. D* **79** (2009) 112002, doi:10.1103/PhysRevD.79.112002, arXiv:0812.4036.
- [10] D0 Collaboration, "Measurement of Dijet Angular Distributions and Search for Quark Compositeness", *Phys. Rev. Lett.* **80** (1998) 666, doi:10.1103/PhysRevLett.80.666, arXiv:hep-ex/9707016.
- [11] D0 Collaboration, "The Dijet Mass Spectrum and a Search for Quark Compositeness in $\bar{p}p$ Collisions at $\sqrt{s} = 1.8$ TeV", *Phys. Rev. Lett.* **82** (1999) 2457, doi:10.1103/PhysRevLett.82.2457, arXiv:hep-ex/9807014.
- [12] D0 Collaboration, "Search for new particles in the two-jet decay channel with the D0 detector", *Phys. Rev. D* **69** (2004) 111101(R), doi:10.1103/PhysRevD.69.111101, arXiv:hep-ex/0308033.

- [13] ATLAS Collaboration, “Search for New Particles in Two-Jet Final States in 7 TeV Proton-Proton Collisions with the ATLAS Detector at the LHC”, *Phys. Rev. Lett.* **105** (2010) 161801, doi:10.1103/PhysRevLett.105.161801, arXiv:1008.2461.
- [14] ATLAS Collaboration, “Search for quark contact interactions in dijet angular distributions in pp collisions at $\sqrt{s} = 7$ TeV measured with the ATLAS detector”, *Phys. Lett. B* **694** (2011) 327, doi:10.1016/j.physletb.2010.10.021, arXiv:1009.5069.
- [15] ATLAS Collaboration, “A search for new physics in dijet mass and angular distributions in pp collisions at $\sqrt{s} = 7$ TeV measured with the ATLAS Detector”, *New J. Phys.* **13** (2011) 053044, doi:10.1088/1367-2630/13/5/053044, arXiv:1103.3864.
- [16] ATLAS Collaboration, “Search for new physics in the dijet mass distribution using 1 fb⁻¹ of pp collision data at $\sqrt{s} = 7$ TeV collected by the ATLAS detector”, *Phys. Lett. B* **708** (2012) 37, doi:10.1016/j.physletb.2012.01.035, arXiv:1108.6311.
- [17] ATLAS Collaboration, “ATLAS search for new phenomena in dijet mass and angular distributions using pp collisions at $\sqrt{s} = 7$ TeV”, *JHEP* **01** (2013) 029, doi:10.1007/JHEP01(2013)029, arXiv:1210.1718.
- [18] ATLAS Collaboration, “Search for new phenomena in the dijet mass distribution using pp collision data at $\sqrt{s} = 8$ TeV with the ATLAS detector”, *Phys. Rev. D* **91** (2015) 052007, doi:10.1103/PhysRevD.91.052007, arXiv:1407.1376.
- [19] ATLAS Collaboration, “Search for New Phenomena in Dijet Angular Distributions in Proton-Proton Collisions at $\sqrt{s} = 8$ TeV Measured with the ATLAS Detector”, *Phys. Rev. Lett.* **114** (2015) 221802, doi:10.1103/PhysRevLett.114.221802, arXiv:1504.00357.
- [20] ATLAS Collaboration, “Search for new phenomena in dijet mass and angular distributions from pp collisions at $\sqrt{s} = 13$ TeV with the ATLAS detector”, *Phys. Lett. B* **754** (2016) 302, doi:10.1016/j.physletb.2016.01.032, arXiv:1512.01530.
- [21] CMS Collaboration, “Search for Dijet Resonances in 7 TeV pp Collisions at CMS”, *Phys. Rev. Lett.* **105** (2010) 211801, doi:10.1103/PhysRevLett.105.211801, arXiv:1010.0203. [Erratum: doi:10.1103/PhysRevLett.106.029902].
- [22] CMS Collaboration, “Search for Quark Compositeness with the Dijet Centrality Ratio in pp Collisions at $\sqrt{s} = 7$ TeV”, *Phys. Rev. Lett.* **105** (2010) 262001, doi:10.1103/PhysRevLett.105.262001, arXiv:1010.4439.
- [23] CMS Collaboration, “Measurement of Dijet Angular Distributions and Search for Quark Compositeness in pp Collisions at $\sqrt{s} = 7$ TeV”, *Phys. Rev. Lett.* **106** (2011) 201804, doi:10.1103/PhysRevLett.106.201804, arXiv:1102.2020.
- [24] CMS Collaboration, “Search for resonances in the dijet mass spectrum from 7 TeV pp collisions at CMS”, *Phys. Lett. B* **704** (2011) 123, doi:10.1016/j.physletb.2011.09.015, arXiv:1107.4771.
- [25] CMS Collaboration, “Search for quark compositeness in dijet angular distributions from pp collisions at $\sqrt{s} = 7$ TeV”, *JHEP* **05** (2012) 055, doi:10.1007/JHEP05(2012)055, arXiv:1202.5535.

- [26] CMS Collaboration, "Search for narrow resonances and quantum black holes in inclusive and b-tagged dijet mass spectra from pp collisions at $\sqrt{s} = 7$ TeV", *JHEP* **01** (2013) 013, doi:10.1007/JHEP01(2013)013, arXiv:1210.2387.
- [27] CMS Collaboration, "Search for narrow resonances using the dijet mass spectrum in pp collisions at $\sqrt{s} = 8$ TeV", *Phys. Rev. D* **87** (2013) 114015, doi:10.1103/PhysRevD.87.114015, arXiv:1302.4794.
- [28] CMS Collaboration, "Search for quark contact interactions and extra spatial dimensions using dijet angular distributions in proton-proton collisions at $\sqrt{s} = 8$ TeV", *Phys. Lett. B* **746** (2015) 79, doi:10.1016/j.physletb.2015.04.042, arXiv:1411.2646.
- [29] CMS Collaboration, "Search for resonances and quantum black holes using dijet mass spectra in proton-proton collisions at $\sqrt{s} = 8$ TeV", *Phys. Rev. D* **91** (2015) 052009, doi:10.1103/PhysRevD.91.052009, arXiv:1501.04198.
- [30] CMS Collaboration, "Search for Narrow Resonances Decaying to Dijets in Proton-Proton Collisions at $\sqrt{s} = 13$ TeV", *Phys. Rev. Lett.* **116** (2016) 071801, doi:10.1103/PhysRevLett.116.071801, arXiv:1512.01224.
- [31] CMS Collaboration, "Search for Narrow Resonances in Dijet Final States at $\sqrt{s} = 8$ TeV with the Novel CMS Technique of Data Scouting", *Phys. Ref. Lett.* **117** (2016) 031802, arXiv:1604.08907.
- [32] ATLAS Collaboration, "Search for massive colored scalars in four-jet final states in $\sqrt{s} = 7$ TeV proton-proton collisions with the ATLAS detector", *Eur. Phys. J. C* **71** (2011) 1828, doi:10.1140/epjc/s10052-011-1828-6, arXiv:1110.2693.
- [33] ATLAS Collaboration, "Search for pair-produced massive coloured scalars in four-jet final states with the ATLAS detector in proton-proton collisions at $\sqrt{s} = 7$ TeV", *Eur. Phys. J. C* **73** (2013) 2263, doi:10.1140/epjc/s10052-012-2263-z, arXiv:1210.4826.
- [34] CMS Collaboration, "Search for pair-produced dijet resonances in four-jet final states in pp collisions at $\sqrt{s} = 7$ TeV", *Phys. Rev. Lett.* **110** (2013) 141802, doi:10.1103/PhysRevLett.110.141802, arXiv:1302.0531.
- [35] CMS Collaboration, "Search for pair-produced resonances decaying to jet pairs in proton-proton collisions at $\sqrt{s} = 8$ TeV", *Phys. Lett. B* **747** (2015) 98, doi:10.1016/j.physletb.2015.04.045, arXiv:1412.7706.
- [36] CDF Collaboration, "Search for Pair Production of Strongly Interacting Particles Decaying to Pairs of Jets in $p\bar{p}$ Collisions at $\sqrt{s} = 1.96$ TeV", *Phys. Rev. Lett.* **111** (2013) 031802, doi:10.1103/PhysRevLett.111.031802, arXiv:1303.2699.
- [37] CDF Collaboration, "First Search for Multijet Resonances in $\sqrt{s} = 1.96$ TeV $p\bar{p}$ Collisions", *Phys. Rev. Lett.* **107** (2011) 042001, doi:10.1103/PhysRevLett.107.042001, arXiv:1105.2815.
- [38] CMS Collaboration, "Search for Three-Jet Resonances in pp Collisions at $\sqrt{s} = 7$ TeV", *Phys. Rev. Lett.* **107** (2011) 101801, doi:10.1103/PhysRevLett.107.101801, arXiv:1107.3084.

- [39] CMS Collaboration, “Search for three-jet resonances in pp collisions at $\sqrt{s} = 7$ TeV”, *Phys. Lett. B* **718** (2012) 329, doi:10.1016/j.physletb.2012.10.048, arXiv:1208.2931.
- [40] CMS Collaboration, “Searches for light- and heavy-flavour three-jet resonances in pp collisions at $\sqrt{s} = 8$ TeV”, *Phys. Lett. B* **730** (2014) 193, doi:10.1016/j.physletb.2014.01.049, arXiv:1311.1799.
- [41] ATLAS Collaboration, “Search for pair production of massive particles decaying into three quarks with the ATLAS detector in $\sqrt{s} = 7$ TeV pp collisions at the LHC”, *JHEP* **12** (2012) 086, doi:10.1007/JHEP12(2012)086, arXiv:1210.4813.
- [42] S. Dimopoulos and G. L. Landsberg, “Black Holes at the Large Hadron Collider”, *Phys. Rev. Lett.* **87** (2001) 161602, doi:10.1103/PhysRevLett.87.161602, arXiv:hep-ph/0106295.
- [43] S. B. Giddings and S. D. Thomas, “High energy colliders as black hole factories: The end of short distance physics”, *Phys. Rev. D* **65** (2002) 056010, doi:10.1103/PhysRevD.65.056010, arXiv:hep-ph/0106219.
- [44] CMS Collaboration, “Search for microscopic black hole signatures at the Large Hadron Collider”, *Phys. Lett. B* **697** (2011) 434, doi:10.1016/j.physletb.2011.02.032, arXiv:1012.3375.
- [45] CMS Collaboration, “Search for microscopic black holes in pp collisions at $\sqrt{s} = 7$ TeV”, *JHEP* **04** (2012) 061, doi:10.1007/JHEP04(2012)061, arXiv:1202.6396.
- [46] CMS Collaboration, “Search for microscopic black holes in pp collisions at $\sqrt{s} = 8$ TeV”, *JHEP* **07** (2013) 178, doi:10.1007/JHEP07(2013)178, arXiv:1303.5338.
- [47] ATLAS Collaboration, “Search for low-scale gravity signatures in multi-jet final states with the ATLAS detector at $\sqrt{s} = 8$ TeV”, *JHEP* **07** (2015) 032, doi:10.1007/JHEP07(2015)032, arXiv:1503.08988.
- [48] ATLAS Collaboration, “Search for strong gravity in multijet final states produced in pp collisions at $\sqrt{s} = 13$ TeV using the ATLAS detector at the LHC”, *JHEP* **03** (2016) 026, doi:10.1007/JHEP03(2016)026, arXiv:1512.02586.
- [49] ATLAS Collaboration, “Search for massive supersymmetric particles decaying to many jets using the ATLAS detector in pp collisions at $\sqrt{s} = 8$ TeV”, *Phys. Rev. D* **91** (2015) 112016, doi:10.1103/PhysRevD.91.112016, arXiv:1502.05686. [Erratum: doi:10.1103/PhysRevD.91.112016].
- [50] G. R. Farrar and P. Fayet, “Phenomenology of the production, decay, and detection of new hadronic states associated with supersymmetry”, *Phys. Lett. B* **76** (1978) 575, doi:10.1016/0370-2693(78)90858-4.
- [51] CMS Collaboration, “Search for supersymmetry in events with photons and low missing transverse energy in pp collisions at $\sqrt{s} = 7$ TeV”, *Phys. Lett. B* **719** (2013) 42, doi:10.1016/j.physletb.2012.12.055, arXiv:1210.2052.
- [52] C. T. Hill, “Topcolor: Top quark condensation in a gauge extension of the standard model”, *Phys. Lett. B* **266** (1991) 419, doi:10.1016/0370-2693(91)91061-Y.

- [53] C. T. Hill and S. J. Parke, “Top production: Sensitivity to new physics”, *Phys. Rev. D* **49** (1994) 4454, doi:10.1103/PhysRevD.49.4454, arXiv:hep-ph/9312324.
- [54] R. S. Chivukula, A. G. Cohen, and E. H. Simmons, “New strong interactions at the Tevatron?”, *Phys. Lett. B* **380** (1996) 92, doi:10.1016/0370-2693(96)00464-9, arXiv:hep-ph/9603311.
- [55] E. H. Simmons, “Coloron phenomenology”, *Phys. Rev. D* **55** (1997) 1678, doi:10.1103/PhysRevD.55.1678, arXiv:hep-ph/9608269.
- [56] P. H. Frampton and S. L. Glashow, “Chiral color: An alternative to the standard model”, *Phys. Lett. B* **190** (1987) 157, doi:10.1016/0370-2693(87)90859-8.
- [57] J. A. Evans, Y. Kats, D. Shih, and M. J. Strassler, “Toward Full LHC Coverage of Natural Supersymmetry”, *JHEP* **07** (2014) 101, doi:10.1007/JHEP07(2014)101, arXiv:1310.5758.
- [58] D. A. Dicus, C. Kao, S. Nandi, and J. Sayre, “Discovering colorons at the early stage LHC”, *Phys. Rev. D* **83** (2011) 091702(R), doi:10.1103/PhysRevD.83.091702, arXiv:1012.5694.
- [59] J. Sayre, D. A. Dicus, C. Kao, and S. Nandi, “Searching for colorons at the Large Hadron Collider”, *Phys. Rev. D* **84** (2011) 015011, doi:10.1103/PhysRevD.84.015011, arXiv:1105.3219.
- [60] Y. Nambu, “Axial vector current conservation in weak interactions”, *Phys. Rev. Lett.* **4** (1960) 380, doi:10.1103/PhysRevLett.4.380.
- [61] J. Goldstone, “Field Theories with Superconductor Solutions”, *Nuovo Cim.* **19** (1961) 154, doi:10.1007/BF02812722.
- [62] G. Marques Tavares and M. Schmaltz, “Explaining the $t - \bar{t}$ asymmetry with a light axigluon”, *Phys. Rev. D* **84** (2011) 054008, doi:10.1103/PhysRevD.84.054008, arXiv:1107.0978.
- [63] CMS Collaboration, “Description and performance of track and primary-vertex reconstruction with the CMS tracker”, *J. Instrum.* **9** (2014) P10009, doi:10.1088/1748-0221/9/10/P10009.
- [64] CMS Collaboration, “The CMS experiment at the CERN LHC”, *JINST* **3** (2008) S08004, doi:10.1088/1748-0221/3/08/S08004.
- [65] J. Alwall et al., “MadGraph/MadEvent v4: The New Web Generation”, *JHEP* **09** (2007) 028, doi:10.1088/1126-6708/2007/09/028, arXiv:0706.2334.
- [66] T. Stelzer and W. F. Long, “Automatic generation of tree level helicity amplitudes”, *Comput. Phys. Commun.* **81** (1994) 357, doi:10.1016/0010-4655(94)90084-1, arXiv:hep-ph/9401258.
- [67] J. Alwall et al., “The automated computation of tree-level and next-to-leading order differential cross sections, and their matching to parton shower simulations”, *JHEP* **07** (2014) 079, doi:10.1007/JHEP07(2014)079, arXiv:1405.0301.
- [68] T. Sjöstrand, S. Mrenna, and P. Z. Skands, “PYTHIA 6.4 Physics and Manual”, *JHEP* **05** (2006) 026, doi:10.1088/1126-6708/2006/05/026, arXiv:hep-ph/0603175.

- [69] J. Pumplin et al., “New Generation of Parton Distributions with Uncertainties from Global QCD Analysis”, *JHEP* **07** (2002) 012, doi:10.1088/1126-6708/2002/07/012, arXiv:hep-ph/0201195.
- [70] CMS Collaboration, “Study of the underlying event at forward rapidity in pp collisions at $\sqrt{s} = 0.9, 2.76,$ and 7 TeV”, *JHEP* **04** (2013) 072, doi:10.1007/JHEP04(2013)072, arXiv:1302.2394.
- [71] CMS Collaboration, “Event generator tunes obtained from underlying event and multiparton scattering measurements”, *Eur. Phys. J. C* **76** (2016) 155, doi:10.1140/epjc/s10052-016-3988-x, arXiv:1512.00815.
- [72] GEANT4 Collaboration, “GEANT4: a simulation toolkit”, *Nucl. Instrum. Meth. A* **506** (2003) 250, doi:10.1016/S0168-9002(03)01368-8.
- [73] F. Caravaglios, M. L. Mangano, M. Moretti, and R. Pittau, “A new approach to multijet calculations in hadron collisions”, *Nucl. Phys. B* **539** (1999) 215, doi:10.1016/S0550-3213(98)00739-1, arXiv:hep-ph/9807570.
- [74] C. Kilic, S. Schumann, and M. Son, “Searching for Multijet Resonances at the LHC”, *JHEP* **04** (2009) 128, doi:10.1088/1126-6708/2009/04/128, arXiv:0810.5542.
- [75] CMS Collaboration, “The Fast Simulation of the CMS Detector at LHC”, *J. Phys. Conf. Ser.* **331** (2011) 032049, doi:10.1088/1742-6596/331/3/032049.
- [76] M. Kramer et al., “Supersymmetry production cross sections in pp collisions at $\sqrt{s} = 7$ TeV”, (2012). arXiv:1206.2892.
- [77] M. Cacciari, G. P. Salam, and G. Soyez, “The Anti- k_t jet clustering algorithm”, *JHEP* **04** (2008) 063, doi:10.1088/1126-6708/2008/04/063, arXiv:0802.1189.
- [78] CMS Collaboration, “Determination of jet energy calibration and transverse momentum resolution in CMS”, *JINST* **6** (2011) P11002, doi:10.1088/1748-0221/6/11/P11002, arXiv:1107.4277.
- [79] CMS Collaboration, “Particle-Flow Event Reconstruction in CMS and Performance for Jets, Taus, and E_T^{miss} ”, CMS Physics Analysis Summary CMS-PAS-PFT-09-001, CERN, Geneva, 2009.
- [80] CMS Collaboration, “Commissioning of the Particle-Flow Event Reconstruction with the first LHC collisions recorded in the CMS detector”, CMS Physics Analysis Summary CMS-PAS-PFT-10-001, CERN, Geneva, 2010.
- [81] CMS Collaboration, “Identification of b-quark jets with the CMS experiment”, *JINST* **8** (2013) P04013, doi:10.1088/1748-0221/8/04/P04013, arXiv:1211.4462.
- [82] CMS Collaboration, “Performance of b tagging at $\sqrt{s} = 8$ TeV in multijet, $t\bar{t}$ and boosted topology events”, CMS Physics Analysis Summary CMS-PAS-BTV-13-001, CERN, Geneva, 2013.
- [83] J. D. Bjorken and S. J. Brodsky, “Statistical Model for Electron-Positron Annihilation into Hadrons”, *Phys. Rev. D* **1** (1970) 1416, doi:10.1103/PhysRevD.1.1416.

- [84] R. D. Cousins, J. T. Linnemann, and J. Tucker, "Evaluation of three methods for calculating statistical significance when incorporating a systematic uncertainty into a test of the background-only hypothesis for a Poisson process", *Nucl. Instrum. Meth. A* **595** (2008) 480, doi:10.1016/j.nima.2008.07.086.
- [85] S. Alekhin et al., "The PDF4LHC Working Group Interim Report", (2011).
arXiv:1101.0536.
- [86] M. Botje et al., "The PDF4LHC Working Group Interim Recommendations", (2011).
arXiv:1101.0538.
- [87] H.-L. Lai et al., "New parton distributions for collider physics", *Phys. Rev. D* **82** (2010) 074024, doi:10.1103/PhysRevD.82.074024, arXiv:1007.2241.
- [88] A. D. Martin, W. J. Stirling, R. S. Thorne, and G. Watt, "Parton distributions for the LHC", *Eur. Phys. J. C* **63** (2009) 189, doi:10.1140/epjc/s10052-009-1072-5, arXiv:0901.0002.
- [89] NNPDF Collaboration, "Unbiased global determination of parton distributions and their uncertainties at NNLO and at LO", *Nucl. Phys. B* **855** (2012) 153, doi:10.1016/j.nuclphysb.2011.09.024, arXiv:1107.2652.
- [90] CMS Collaboration, "CMS Luminosity Based on Pixel Cluster Counting - Summer 2013 Update", CMS Physics Analysis Summary CMS-PAS-LUM-13-001, CERN, Geneva, 2013.
- [91] G. Cowan, K. Cranmer, E. Gross, and O. Vitells, "Asymptotic formulae for likelihood-based tests of new physics", *Eur. Phys. J. C* **71** (2011) 1554, doi:10.1140/epjc/s10052-011-1554-0, arXiv:1007.1727. [Erratum: doi:10.1140/epjc/s10052-013-2501-z].
- [92] T. Junk, "Confidence level computation for combining searches with small statistics", *Nucl. Instrum. Meth. A* **434** (1999) 435, doi:10.1016/S0168-9002(99)00498-2, arXiv:hep-ex/9902006.
- [93] A. L. Read, "Presentation of search results: the CL_s technique", *J. Phys. G* **28** (2002) 2693, doi:10.1088/0954-3899/28/10/313.

A The CMS Collaboration

Yerevan Physics Institute, Yerevan, Armenia

V. Khachatryan, A.M. Sirunyan, A. Tumasyan

Institut für Hochenergiephysik der OeAW, Wien, Austria

W. Adam, E. Asilar, T. Bergauer, J. Brandstetter, E. Brondolin, M. Dragicevic, J. Erö, M. Flechl, M. Friedl, R. Frühwirth¹, V.M. Ghete, C. Hartl, N. Hörmann, J. Hrubec, M. Jeitler¹, A. König, I. Krätschmer, D. Liko, T. Matsushita, I. Mikulec, D. Rabadý, N. Rad, B. Rahbaran, H. Rohringer, J. Schieck¹, J. Strauss, W. Treberer-Treberspurg, W. Waltenberger, C.-E. Wulz¹

National Centre for Particle and High Energy Physics, Minsk, Belarus

V. Mossolov, N. Shumeiko, J. Suarez Gonzalez

Universiteit Antwerpen, Antwerpen, Belgium

S. Alderweireldt, E.A. De Wolf, X. Janssen, J. Lauwers, M. Van De Klundert, H. Van Haevermaet, P. Van Mechelen, N. Van Remortel, A. Van Spilbeeck

Vrije Universiteit Brussel, Brussel, Belgium

S. Abu Zeid, F. Blekman, J. D'Hondt, N. Daci, I. De Bruyn, K. Deroover, N. Heracleous, S. Lowette, S. Moortgat, L. Moreels, A. Olbrechts, Q. Python, S. Tavernier, W. Van Doninck, P. Van Mulders, I. Van Parijs

Université Libre de Bruxelles, Bruxelles, Belgium

H. Brun, C. Caillol, B. Clerbaux, G. De Lentdecker, H. Delannoy, G. Fasanella, L. Favart, R. Goldouzian, A. Grebenyuk, G. Karapostoli, T. Lenzi, A. Léonard, J. Luetic, T. Maerschalk, A. Marinov, A. Randle-conde, T. Seva, C. Vander Velde, P. Vanlaer, R. Yonamine, F. Zenoni, F. Zhang²

Ghent University, Ghent, Belgium

A. Cimmino, T. Cornelis, D. Dobur, A. Fagot, G. Garcia, M. Gul, D. Poyraz, S. Salva, R. Schöfbeck, M. Tytgat, W. Van Driessche, E. Yazgan, N. Zaganidis

Université Catholique de Louvain, Louvain-la-Neuve, Belgium

H. Bakhshiansohi, C. Beluffi³, O. Bondu, S. Brochet, G. Bruno, A. Caudron, S. De Visscher, C. Delaere, M. Delcourt, B. Francois, A. Giammanco, A. Jafari, P. Jez, M. Komm, V. Lemaitre, A. Magitteri, A. Mertens, M. Musich, C. Nuttens, K. Piotrkowski, L. Quertenmont, M. Selvaggi, M. Vidal Marono, S. Wertz

Université de Mons, Mons, Belgium

N. Bely

Centro Brasileiro de Pesquisas Fisicas, Rio de Janeiro, Brazil

W.L. Aldá Júnior, F.L. Alves, G.A. Alves, L. Brito, C. Hensel, A. Moraes, M.E. Pol, P. Rebello Teles

Universidade do Estado do Rio de Janeiro, Rio de Janeiro, Brazil

E. Belchior Batista Das Chagas, W. Carvalho, J. Chinellato⁴, A. Custódio, E.M. Da Costa, G.G. Da Silveira⁵, D. De Jesus Damiao, C. De Oliveira Martins, S. Fonseca De Souza, L.M. Huertas Guativa, H. Malbouisson, D. Matos Figueiredo, C. Mora Herrera, L. Mundim, H. Nogima, W.L. Prado Da Silva, A. Santoro, A. Sznajder, E.J. Tonelli Manganote⁴, A. Vilela Pereira

Universidade Estadual Paulista ^a, Universidade Federal do ABC ^b, São Paulo, Brazil

S. Ahuja^a, C.A. Bernardes^b, S. Dogra^a, T.R. Fernandez Perez Tomei^a, E.M. Gregores^b,

P.G. Mercadante^b, C.S. Moon^a, S.F. Novaes^a, Sandra S. Padula^a, D. Romero Abad^b, J.C. Ruiz Vargas

Institute for Nuclear Research and Nuclear Energy, Sofia, Bulgaria

A. Aleksandrov, R. Hadjiiska, P. Iaydjiev, M. Rodozov, S. Stoykova, G. Sultanov, M. Vutova

University of Sofia, Sofia, Bulgaria

A. Dimitrov, I. Glushkov, L. Litov, B. Pavlov, P. Petkov

Beihang University, Beijing, China

W. Fang⁶

Institute of High Energy Physics, Beijing, China

M. Ahmad, J.G. Bian, G.M. Chen, H.S. Chen, M. Chen, Y. Chen⁷, T. Cheng, C.H. Jiang, D. Leggat, Z. Liu, F. Romeo, S.M. Shaheen, A. Spiezia, J. Tao, C. Wang, Z. Wang, H. Zhang, J. Zhao

State Key Laboratory of Nuclear Physics and Technology, Peking University, Beijing, China

Y. Ban, G. Chen, Q. Li, S. Liu, Y. Mao, S.J. Qian, D. Wang, Z. Xu

Universidad de Los Andes, Bogota, Colombia

C. Avila, A. Cabrera, L.F. Chaparro Sierra, C. Florez, J.P. Gomez, C.F. González Hernández, J.D. Ruiz Alvarez, J.C. Sanabria

University of Split, Faculty of Electrical Engineering, Mechanical Engineering and Naval Architecture, Split, Croatia

N. Godinovic, D. Lelas, I. Puljak, P.M. Ribeiro Cipriano, T. Sculac

University of Split, Faculty of Science, Split, Croatia

Z. Antunovic, M. Kovac

Institute Rudjer Boskovic, Zagreb, Croatia

V. Brigljevic, D. Ferencek, K. Kadija, S. Micanovic, L. Sudic, T. Susa

University of Cyprus, Nicosia, Cyprus

A. Attikis, G. Mavromanolakis, J. Mousa, C. Nicolaou, F. Ptochos, P.A. Razis, H. Rykaczewski

Charles University, Prague, Czech Republic

M. Finger⁸, M. Finger Jr.⁸

Universidad San Francisco de Quito, Quito, Ecuador

E. Carrera Jarrin

Academy of Scientific Research and Technology of the Arab Republic of Egypt, Egyptian Network of High Energy Physics, Cairo, Egypt

A.A. Abdelalim^{9,10}, E. El-khateeb¹¹, Y. Mohammed¹²

National Institute of Chemical Physics and Biophysics, Tallinn, Estonia

B. Calpas, M. Kadastik, M. Murumaa, L. Perrini, M. Raidal, A. Tiko, C. Veelken

Department of Physics, University of Helsinki, Helsinki, Finland

P. Eerola, J. Pekkanen, M. Voutilainen

Helsinki Institute of Physics, Helsinki, Finland

J. Härkönen, V. Karimäki, R. Kinnunen, T. Lampén, K. Lassila-Perini, S. Lehti, T. Lindén, P. Luukka, T. Peltola, J. Tuominiemi, E. Tuovinen, L. Wendland

Lappeenranta University of Technology, Lappeenranta, Finland

J. Talvitie, T. Tuuva

IRFU, CEA, Université Paris-Saclay, Gif-sur-Yvette, France

M. Besancon, F. Couderc, M. Dejardin, D. Denegri, B. Fabbro, J.L. Faure, C. Favaro, F. Ferri, S. Ganjour, S. Ghosh, A. Givernaud, P. Gras, G. Hamel de Monchenault, P. Jarry, I. Kucher, E. Locci, M. Machet, J. Malcles, J. Rander, A. Rosowsky, M. Titov, A. Zghiche

Laboratoire Leprince-Ringuet, Ecole Polytechnique, IN2P3-CNRS, Palaiseau, France

A. Abdulsalam, I. Antropov, S. Baffioni, F. Beaudette, P. Busson, L. Cadamuro, E. Chapon, C. Charlot, O. Davignon, R. Granier de Cassagnac, M. Jo, S. Lisniak, P. Miné, M. Nguyen, C. Ochando, G. Ortona, P. Paganini, P. Pigard, S. Regnard, R. Salerno, Y. Sirois, T. Strebler, Y. Yilmaz, A. Zabi

Institut Pluridisciplinaire Hubert Curien, Université de Strasbourg, Université de Haute Alsace Mulhouse, CNRS/IN2P3, Strasbourg, FranceJ.-L. Agram¹³, J. Andrea, A. Aubin, D. Bloch, J.-M. Brom, M. Buttignol, E.C. Chabert, N. Chanon, C. Collard, E. Conte¹³, X. Coubez, J.-C. Fontaine¹³, D. Gelé, U. Goerlach, A.-C. Le Bihan, J.A. Merlin¹⁴, K. Skovpen, P. Van Hove**Centre de Calcul de l'Institut National de Physique Nucleaire et de Physique des Particules, CNRS/IN2P3, Villeurbanne, France**

S. Gadrat

Université de Lyon, Université Claude Bernard Lyon 1, CNRS-IN2P3, Institut de Physique Nucléaire de Lyon, Villeurbanne, FranceS. Beauceron, C. Bernet, G. Boudoul, E. Bouvier, C.A. Carrillo Montoya, R. Chierici, D. Contardo, B. Courbon, P. Depasse, H. El Mamouni, J. Fan, J. Fay, S. Gascon, M. Gouzevitch, G. Grenier, B. Ille, F. Lagarde, I.B. Laktineh, M. Lethuillier, L. Mirabito, A.L. Pequegnot, S. Perries, A. Popov¹⁵, D. Sabes, V. Sordini, M. Vander Donckt, P. Verdier, S. Viret**Georgian Technical University, Tbilisi, Georgia**T. Toriashvili¹⁶**Tbilisi State University, Tbilisi, Georgia**Z. Tsamalaidze⁸**RWTH Aachen University, I. Physikalisches Institut, Aachen, Germany**C. Autermann, S. Beranek, L. Feld, A. Heister, M.K. Kiesel, K. Klein, M. Lipinski, A. Ostapchuk, M. Preuten, F. Raupach, S. Schael, C. Schomakers, J.F. Schulte, J. Schulz, T. Verlage, H. Weber, V. Zhukov¹⁵**RWTH Aachen University, III. Physikalisches Institut A, Aachen, Germany**

M. Brodski, E. Dietz-Laursonn, D. Duchardt, M. Endres, M. Erdmann, S. Erdweg, T. Esch, R. Fischer, A. Güth, M. Hamer, T. Hebbeker, C. Heidemann, K. Hoepfner, S. Knutzen, M. Merschmeyer, A. Meyer, P. Millet, S. Mukherjee, M. Olschewski, K. Padeken, T. Pook, M. Radziej, H. Reithler, M. Rieger, F. Scheuch, L. Sonnenschein, D. Teyssier, S. Thüer

RWTH Aachen University, III. Physikalisches Institut B, Aachen, GermanyV. Cherepanov, G. Flügge, W. Haj Ahmad, F. Hoehle, B. Kargoll, T. Kress, A. Künsken, J. Lingemann, T. Müller, A. Nehr Korn, A. Nowack, I.M. Nugent, C. Pistone, O. Pooth, A. Stahl¹⁴**Deutsches Elektronen-Synchrotron, Hamburg, Germany**M. Aldaya Martin, C. Asawatangtrakuldee, K. Beernaert, O. Behnke, U. Behrens, A.A. Bin Anuar, K. Borras¹⁷, A. Campbell, P. Connor, C. Contreras-Campana, F. Costanza, C. Diez

Pardos, G. Dolinska, G. Eckerlin, D. Eckstein, E. Eren, E. Gallo¹⁸, J. Garay Garcia, A. Geiser, A. Gizhko, J.M. Grados Luyando, P. Gunnellini, A. Harb, J. Hauk, M. Hempel¹⁹, H. Jung, A. Kalogeropoulos, O. Karacheban¹⁹, M. Kasemann, J. Keaveney, J. Kieseler, C. Kleinwort, I. Korol, D. Krücker, W. Lange, A. Lelek, J. Leonard, K. Lipka, A. Lobanov, W. Lohmann¹⁹, R. Mankel, I.-A. Melzer-Pellmann, A.B. Meyer, G. Mittag, J. Mnich, A. Mussgiller, E. Ntomari, D. Pitzl, R. Placakyte, A. Raspereza, B. Roland, M.Ö. Sahin, P. Saxena, T. Schoerner-Sadenius, C. Seitz, S. Spannagel, N. Stefaniuk, K.D. Trippkewitz, G.P. Van Onsem, R. Walsh, C. Wissing

University of Hamburg, Hamburg, Germany

V. Blobel, M. Centis Vignali, A.R. Draeger, T. Dreyer, E. Garutti, D. Gonzalez, J. Haller, M. Hoffmann, A. Junkes, R. Klanner, R. Kogler, N. Kovalchuk, T. Lapsien, T. Lenz, I. Marchesini, D. Marconi, M. Meyer, M. Niedziela, D. Nowatschin, F. Pantaleo¹⁴, T. Peiffer, A. Perieanu, J. Poehlsen, C. Sander, C. Scharf, P. Schleper, A. Schmidt, S. Schumann, J. Schwandt, H. Stadie, G. Steinbrück, F.M. Stober, M. Stöver, H. Tholen, D. Troendle, E. Usai, L. Vanelderen, A. Vanhoefer, B. Vormwald

Institut für Experimentelle Kernphysik, Karlsruhe, Germany

C. Barth, C. Baus, J. Berger, E. Butz, T. Chwalek, F. Colombo, W. De Boer, A. Dierlamm, S. Fink, R. Friese, M. Giffels, A. Gilbert, P. Goldenzweig, D. Haitz, F. Hartmann¹⁴, S.M. Heindl, U. Husemann, I. Katkov¹⁵, P. Lobelle Pardo, B. Maier, H. Mildner, M.U. Mozer, Th. Müller, M. Plagge, G. Quast, K. Rabbertz, S. Röcker, F. Roscher, M. Schröder, I. Shvetsov, G. Sieber, H.J. Simonis, R. Ulrich, J. Wagner-Kuhr, S. Wayand, M. Weber, T. Weiler, S. Williamson, C. Wöhrmann, R. Wolf

Institute of Nuclear and Particle Physics (INPP), NCSR Demokritos, Aghia Paraskevi, Greece

G. Anagnostou, G. Daskalakis, T. Gerasis, V.A. Giakoumopoulou, A. Kyriakis, D. Loukas, I. Topsis-Giotis

National and Kapodistrian University of Athens, Athens, Greece

A. Agapitos, S. Kesisoglou, A. Panagiotou, N. Saoulidou, E. Tziaferi

University of Ioánnina, Ioánnina, Greece

I. Evangelou, G. Flouris, C. Foudas, P. Kokkas, N. Loukas, N. Manthos, I. Papadopoulos, E. Paradis

MTA-ELTE Lendület CMS Particle and Nuclear Physics Group, Eötvös Loránd University, Budapest, Hungary

N. Filipovic

Wigner Research Centre for Physics, Budapest, Hungary

G. Bencze, C. Hajdu, P. Hidas, D. Horvath²⁰, F. Sikler, V. Veszpremi, G. Vesztergombi²¹, A.J. Zsigmond

Institute of Nuclear Research ATOMKI, Debrecen, Hungary

N. Beni, S. Czellar, J. Karancsi²², A. Makovec, J. Molnar, Z. Szillasi

University of Debrecen, Debrecen, Hungary

M. Bartók²¹, P. Raics, Z.L. Trocsanyi, B. Ujvari

National Institute of Science Education and Research, Bhubaneswar, India

S. Bahinipati, S. Choudhury²³, P. Mal, K. Mandal, A. Nayak²⁴, D.K. Sahoo, N. Sahoo, S.K. Swain

Panjab University, Chandigarh, India

S. Bansal, S.B. Beri, V. Bhatnagar, R. Chawla, U.Bhawandeep, A.K. Kalsi, A. Kaur, M. Kaur, R. Kumar, A. Mehta, M. Mittal, J.B. Singh, G. Walia

University of Delhi, Delhi, India

Ashok Kumar, A. Bhardwaj, B.C. Choudhary, R.B. Garg, S. Keshri, S. Malhotra, M. Naimuddin, N. Nishu, K. Ranjan, R. Sharma, V. Sharma

Saha Institute of Nuclear Physics, Kolkata, India

R. Bhattacharya, S. Bhattacharya, K. Chatterjee, S. Dey, S. Dutt, S. Dutta, S. Ghosh, N. Majumdar, A. Modak, K. Mondal, S. Mukhopadhyay, S. Nandan, A. Purohit, A. Roy, D. Roy, S. Roy Chowdhury, S. Sarkar, M. Sharan, S. Thakur

Indian Institute of Technology Madras, Madras, India

P.K. Behera

Bhabha Atomic Research Centre, Mumbai, India

R. Chudasama, D. Dutta, V. Jha, V. Kumar, A.K. Mohanty¹⁴, P.K. Netrakanti, L.M. Pant, P. Shukla, A. Topkar

Tata Institute of Fundamental Research-A, Mumbai, India

T. Aziz, S. Dugad, G. Kole, B. Mahakud, S. Mitra, G.B. Mohanty, B. Parida, N. Sur, B. Sutar

Tata Institute of Fundamental Research-B, Mumbai, India

S. Banerjee, S. Bhowmik²⁵, R.K. Dewanjee, S. Ganguly, M. Guchait, Sa. Jain, S. Kumar, M. Maity²⁵, G. Majumder, K. Mazumdar, T. Sarkar²⁵, N. Wickramage²⁶

Indian Institute of Science Education and Research (IISER), Pune, India

S. Chauhan, S. Dube, V. Hegde, A. Kapoor, K. Kothekar, A. Rane, S. Sharma

Institute for Research in Fundamental Sciences (IPM), Tehran, Iran

H. Behnamian, S. Chenarani²⁷, E. Eskandari Tadavani, S.M. Etesami²⁷, A. Fahim²⁸, M. Khakzad, M. Mohammadi Najafabadi, M. Naseri, S. Paktinat Mehdiabadi²⁹, F. Rezaei Hosseinabadi, B. Safarzadeh³⁰, M. Zeinali

University College Dublin, Dublin, Ireland

M. Felcini, M. Grunewald

INFN Sezione di Bari ^a, Università di Bari ^b, Politecnico di Bari ^c, Bari, Italy

M. Abbrescia^{a,b}, C. Calabria^{a,b}, C. Caputo^{a,b}, A. Colaleo^a, D. Creanza^{a,c}, L. Cristella^{a,b}, N. De Filippis^{a,c}, M. De Palma^{a,b}, L. Fiore^a, G. Iaselli^{a,c}, G. Maggi^{a,c}, M. Maggi^a, G. Miniello^{a,b}, S. My^{a,b}, S. Nuzzo^{a,b}, A. Pompili^{a,b}, G. Pugliese^{a,c}, R. Radogna^{a,b}, A. Ranieri^a, G. Selvaggi^{a,b}, L. Silvestris^{a,14}, R. Venditti^{a,b}, P. Verwilligen^a

INFN Sezione di Bologna ^a, Università di Bologna ^b, Bologna, Italy

G. Abbiendi^a, C. Battilana, D. Bonacorsi^{a,b}, S. Braibant-Giacomelli^{a,b}, L. Brigliadori^{a,b}, R. Campanini^{a,b}, P. Capiluppi^{a,b}, A. Castro^{a,b}, F.R. Cavallo^a, S.S. Chhibra^{a,b}, G. Codispoti^{a,b}, M. Cuffiani^{a,b}, G.M. Dallavalle^a, F. Fabbri^a, A. Fanfani^{a,b}, D. Fasanella^{a,b}, P. Giacomelli^a, C. Grandi^a, L. Guiducci^{a,b}, S. Marcellini^a, G. Masetti^a, A. Montanari^a, F.L. Navarria^{a,b}, A. Perrotta^a, A.M. Rossi^{a,b}, T. Rovelli^{a,b}, G.P. Siroli^{a,b}, N. Tosi^{a,b,14}

INFN Sezione di Catania ^a, Università di Catania ^b, Catania, Italy

S. Albergo^{a,b}, M. Chiorboli^{a,b}, S. Costa^{a,b}, A. Di Mattia^a, F. Giordano^{a,b}, R. Potenza^{a,b}, A. Tricomi^{a,b}, C. Tuve^{a,b}

INFN Sezione di Firenze ^a, Università di Firenze ^b, Firenze, Italy

G. Barbagli^a, V. Ciulli^{a,b}, C. Civinini^a, R. D'Alessandro^{a,b}, E. Focardi^{a,b}, V. Gori^{a,b}, P. Lenzi^{a,b}, M. Meschini^a, S. Paoletti^a, G. Sguazzoni^a, L. Viliani^{a,b,14}

INFN Laboratori Nazionali di Frascati, Frascati, Italy

L. Benussi, S. Bianco, F. Fabbri, D. Piccolo, F. Primavera¹⁴

INFN Sezione di Genova ^a, Università di Genova ^b, Genova, Italy

V. Calvelli^{a,b}, F. Ferro^a, M. Lo Vetere^{a,b}, M.R. Monge^{a,b}, E. Robutti^a, S. Tosi^{a,b}

INFN Sezione di Milano-Bicocca ^a, Università di Milano-Bicocca ^b, Milano, Italy

L. Brianza¹⁴, M.E. Dinardo^{a,b}, S. Fiorendi^{a,b}, S. Gennai^a, A. Ghezzi^{a,b}, P. Govoni^{a,b}, M. Malberti, S. Malvezzi^a, R.A. Manzoni^{a,b,14}, B. Marzocchi^{a,b}, D. Menasce^a, L. Moroni^a, M. Paganoni^{a,b}, D. Pedrini^a, S. Pigazzini, S. Ragazzi^{a,b}, T. Tabarelli de Fatis^{a,b}

INFN Sezione di Napoli ^a, Università di Napoli 'Federico II' ^b, Napoli, Italy, Università della Basilicata ^c, Potenza, Italy, Università G. Marconi ^d, Roma, Italy

S. Buontempo^a, N. Cavallo^{a,c}, G. De Nardo, S. Di Guida^{a,d,14}, M. Esposito^{a,b}, F. Fabozzi^{a,c}, A.O.M. Iorio^{a,b}, G. Lanza^a, L. Lista^a, S. Meola^{a,d,14}, P. Paolucci^{a,14}, C. Sciacca^{a,b}, F. Thyssen

INFN Sezione di Padova ^a, Università di Padova ^b, Padova, Italy, Università di Trento ^c, Trento, Italy

P. Azzi^{a,14}, N. Bacchetta^a, L. Benato^{a,b}, D. Bisello^{a,b}, A. Boletti^{a,b}, R. Carlin^{a,b}, A. Carvalho Antunes De Oliveira^{a,b}, P. Checchia^a, M. Dall'Osso^{a,b}, P. De Castro Manzano^a, T. Dorigo^a, U. Dosselli^a, S. Fantinel^a, F. Gasparini^{a,b}, U. Gasparini^{a,b}, M. Gulmini^{a,31}, S. Lacaprara^a, M. Margoni^{a,b}, A.T. Meneguzzo^{a,b}, M. Michelotto^a, J. Pazzini^{a,b,14}, N. Pozzobon^{a,b}, P. Ronchese^{a,b}, E. Torassa^a, M. Zanetti, P. Zotto^{a,b}, A. Zucchetta^{a,b}

INFN Sezione di Pavia ^a, Università di Pavia ^b, Pavia, Italy

A. Braghieri^a, A. Magnani^{a,b}, P. Montagna^{a,b}, S.P. Ratti^{a,b}, V. Re^a, C. Riccardi^{a,b}, P. Salvini^a, I. Vai^{a,b}, P. Vitulo^{a,b}

INFN Sezione di Perugia ^a, Università di Perugia ^b, Perugia, Italy

L. Alunni Solestizi^{a,b}, G.M. Bilei^a, D. Ciangottini^{a,b}, L. Fanò^{a,b}, P. Lariccia^{a,b}, R. Leonardi^{a,b}, G. Mantovani^{a,b}, M. Menichelli^a, A. Saha^a, A. Santocchia^{a,b}

INFN Sezione di Pisa ^a, Università di Pisa ^b, Scuola Normale Superiore di Pisa ^c, Pisa, Italy

K. Androsov^{a,32}, P. Azzurri^{a,14}, G. Bagliesi^a, J. Bernardini^a, T. Boccali^a, R. Castaldi^a, M.A. Ciocci^{a,32}, R. Dell'Orso^a, S. Donato^{a,c}, G. Fedi, A. Giassi^a, M.T. Grippo^{a,32}, F. Ligabue^{a,c}, T. Lomtadze^a, L. Martini^{a,b}, A. Messineo^{a,b}, F. Palla^a, A. Rizzi^{a,b}, A. Savoy-Navarro^{a,33}, P. Spagnolo^a, R. Tenchini^a, G. Tonelli^{a,b}, A. Venturi^a, P.G. Verdini^a

INFN Sezione di Roma ^a, Università di Roma ^b, Roma, Italy

L. Barone^{a,b}, F. Cavallari^a, M. Cipriani^{a,b}, G. D'imperio^{a,b,14}, D. Del Re^{a,b,14}, M. Diemoz^a, S. Gelli^{a,b}, E. Longo^{a,b}, F. Margaroli^{a,b}, P. Meridiani^a, G. Organtini^{a,b}, R. Paramatti^a, F. Preiato^{a,b}, S. Rahatlou^{a,b}, C. Rovelli^a, F. Santanastasio^{a,b}

INFN Sezione di Torino ^a, Università di Torino ^b, Torino, Italy, Università del Piemonte Orientale ^c, Novara, Italy

N. Amapane^{a,b}, R. Arcidiacono^{a,c,14}, S. Argiro^{a,b}, M. Arneodo^{a,c}, N. Bartosik^a, R. Bellan^{a,b}, C. Biino^a, N. Cartiglia^a, F. Cenna^{a,b}, M. Costa^{a,b}, R. Covarelli^{a,b}, A. Degano^{a,b}, N. Demaria^a, L. Finco^{a,b}, B. Kiani^{a,b}, C. Mariotti^a, S. Maselli^a, E. Migliore^{a,b}, V. Monaco^{a,b}, E. Monteil^{a,b}, M.M. Obertino^{a,b}, L. Pacher^{a,b}, N. Pastrone^a, M. Pelliccioni^a, G.L. Pinna Angioni^{a,b}, F. Ravera^{a,b},

A. Romero^{a,b}, M. Ruspa^{a,c}, R. Sacchi^{a,b}, K. Shchelina^{a,b}, V. Sola^a, A. Solano^{a,b}, A. Staiano^a, P. Traczyk^{a,b}

INFN Sezione di Trieste^a, Università di Trieste^b, Trieste, Italy

S. Belforte^a, M. Casarsa^a, F. Cossutti^a, G. Della Ricca^{a,b}, C. La Licata^{a,b}, A. Schizzi^{a,b}, A. Zanetti^a

Kyungpook National University, Daegu, Korea

D.H. Kim, G.N. Kim, M.S. Kim, S. Lee, S.W. Lee, Y.D. Oh, S. Sekmen, D.C. Son, Y.C. Yang

Chonbuk National University, Jeonju, Korea

A. Lee

Hanyang University, Seoul, Korea

J.A. Brochero Cifuentes, T.J. Kim

Korea University, Seoul, Korea

S. Cho, S. Choi, Y. Go, D. Gyun, S. Ha, B. Hong, Y. Jo, Y. Kim, B. Lee, K. Lee, K.S. Lee, S. Lee, J. Lim, S.K. Park, Y. Roh

Seoul National University, Seoul, Korea

J. Almond, J. Kim, H. Lee, S.B. Oh, B.C. Radburn-Smith, S.h. Seo, U.K. Yang, H.D. Yoo, G.B. Yu

University of Seoul, Seoul, Korea

M. Choi, H. Kim, H. Kim, J.H. Kim, J.S.H. Lee, I.C. Park, G. Ryu, M.S. Ryu

Sungkyunkwan University, Suwon, Korea

Y. Choi, J. Goh, C. Hwang, J. Lee, I. Yu

Vilnius University, Vilnius, Lithuania

V. Dudenas, A. Juodagalvis, J. Vaitkus

National Centre for Particle Physics, Universiti Malaya, Kuala Lumpur, Malaysia

I. Ahmed, Z.A. Ibrahim, J.R. Komaragiri, M.A.B. Md Ali³⁴, F. Mohamad Idris³⁵, W.A.T. Wan Abdullah, M.N. Yusli, Z. Zolkapli

Centro de Investigacion y de Estudios Avanzados del IPN, Mexico City, Mexico

H. Castilla-Valdez, E. De La Cruz-Burelo, I. Heredia-De La Cruz³⁶, A. Hernandez-Almada, R. Lopez-Fernandez, R. Magaña Villalba, J. Mejia Guisao, A. Sanchez-Hernandez

Universidad Iberoamericana, Mexico City, Mexico

S. Carrillo Moreno, C. Oropeza Barrera, F. Vazquez Valencia

Benemerita Universidad Autonoma de Puebla, Puebla, Mexico

S. Carpinteyro, I. Pedraza, H.A. Salazar Ibarguen, C. Uribe Estrada

Universidad Autónoma de San Luis Potosí, San Luis Potosí, Mexico

A. Morelos Pineda

University of Auckland, Auckland, New Zealand

D. Krofcheck

University of Canterbury, Christchurch, New Zealand

P.H. Butler

National Centre for Physics, Quaid-I-Azam University, Islamabad, Pakistan

A. Ahmad, M. Ahmad, Q. Hassan, H.R. Hoorani, W.A. Khan, M.A. Shah, M. Shoaib, M. Waqas

National Centre for Nuclear Research, Swierk, Poland

H. Bialkowska, M. Bluj, B. Boimska, T. Frueboes, M. Górski, M. Kazana, K. Nawrocki, K. Romanowska-Rybinska, M. Szleper, P. Zalewski

Institute of Experimental Physics, Faculty of Physics, University of Warsaw, Warsaw, Poland

K. Bunkowski, A. Byszuk³⁷, K. Doroba, A. Kalinowski, M. Konecki, J. Krolikowski, M. Misiura, M. Olszewski, M. Walczak

Laboratório de Instrumentação e Física Experimental de Partículas, Lisboa, Portugal

P. Bargassa, C. Beirão Da Cruz E Silva, A. Di Francesco, P. Faccioli, P.G. Ferreira Parracho, M. Gallinaro, J. Hollar, N. Leonardo, L. Lloret Iglesias, M.V. Nemallapudi, J. Rodrigues Antunes, J. Seixas, O. Toldaiev, D. Vadrucchio, J. Varela, P. Vischia

Joint Institute for Nuclear Research, Dubna, Russia

S. Afanasiev, P. Bunin, M. Gavrilenko, I. Golutvin, I. Gorbunov, A. Kamenev, V. Karjavin, A. Lanev, A. Malakhov, V. Matveev^{38,39}, P. Moisezenz, V. Palichik, V. Perelygin, S. Shmatov, S. Shulha, N. Skatchkov, V. Smirnov, N. Voytishin, A. Zarubin

Petersburg Nuclear Physics Institute, Gatchina (St. Petersburg), Russia

L. Chtchypounov, V. Golovtsov, Y. Ivanov, V. Kim⁴⁰, E. Kuznetsova⁴¹, V. Murzin, V. Oreshkin, V. Sulimov, A. Vorobyev

Institute for Nuclear Research, Moscow, Russia

Yu. Andreev, A. Dermenev, S. Gninenko, N. Golubev, A. Karneyeu, M. Kirsanov, N. Krasnikov, A. Pashenkov, D. Tlisov, A. Toropin

Institute for Theoretical and Experimental Physics, Moscow, Russia

V. Epshteyn, V. Gavrilov, N. Lychkovskaya, V. Popov, I. Pozdnyakov, G. Safronov, A. Spiridonov, M. Toms, E. Vlasov, A. Zhokin

MOSCOW INSTITUTE OF PHYSICS AND TECHNOLOGY

A. Bylinkin³⁹

National Research Nuclear University 'Moscow Engineering Physics Institute' (MEPhI), Moscow, Russia

R. Chistov⁴², M. Danilov⁴², V. Rusinov

P.N. Lebedev Physical Institute, Moscow, Russia

V. Andreev, M. Azarkin³⁹, I. Dremin³⁹, M. Kirakosyan, A. Leonidov³⁹, S.V. Rusakov, A. Terkulov

Skobeltsyn Institute of Nuclear Physics, Lomonosov Moscow State University, Moscow, Russia

A. Baskakov, A. Belyaev, E. Boos, M. Dubinin⁴³, L. Dudko, A. Ershov, A. Gribushin, V. Klyukhin, O. Kodolova, I. Lokhtin, I. Miagkov, S. Obraztsov, S. Petrushanko, V. Savrin, A. Snigirev

Novosibirsk State University (NSU), Novosibirsk, Russia

V. Blinov⁴⁴, Y.Skovpen⁴⁴

State Research Center of Russian Federation, Institute for High Energy Physics, Protvino, Russia

I. Azhgirey, I. Bayshev, S. Bitioukov, D. Elumakhov, V. Kachanov, A. Kalinin, D. Konstantinov, V. Krychkin, V. Petrov, R. Ryutin, A. Sobol, S. Troshin, N. Tyurin, A. Uzunian, A. Volkov

University of Belgrade, Faculty of Physics and Vinca Institute of Nuclear Sciences, Belgrade, Serbia

P. Adzic⁴⁵, P. Cirkovic, D. Devetak, M. Dordevic, J. Milosevic, V. Rekovic

Centro de Investigaciones Energéticas Medioambientales y Tecnológicas (CIEMAT), Madrid, Spain

J. Alcaraz Maestre, M. Barrio Luna, E. Calvo, M. Cerrada, M. Chamizo Llatas, N. Colino, B. De La Cruz, A. Delgado Peris, A. Escalante Del Valle, C. Fernandez Bedoya, J.P. Fernández Ramos, J. Flix, M.C. Fouz, P. Garcia-Abia, O. Gonzalez Lopez, S. Goy Lopez, J.M. Hernandez, M.I. Josa, E. Navarro De Martino, A. Pérez-Calero Yzquierdo, J. Puerta Pelayo, A. Quintario Olmeda, I. Redondo, L. Romero, M.S. Soares

Universidad Autónoma de Madrid, Madrid, Spain

J.F. de Trocóniz, M. Missiroli, D. Moran

Universidad de Oviedo, Oviedo, Spain

J. Cuevas, J. Fernandez Menendez, I. Gonzalez Caballero, J.R. González Fernández, E. Palencia Cortezon, S. Sanchez Cruz, I. Suárez Andrés, J.M. Vizán Garcia

Instituto de Física de Cantabria (IFCA), CSIC-Universidad de Cantabria, Santander, Spain

I.J. Cabrillo, A. Calderon, J.R. Castiñeiras De Saa, E. Curras, M. Fernandez, J. Garcia-Ferrero, G. Gomez, A. Lopez Virto, J. Marco, C. Martinez Rivero, F. Matorras, J. Piedra Gomez, T. Rodrigo, A. Ruiz-Jimeno, L. Scodellaro, N. Trevisani, I. Vila, R. Vilar Cortabitarte

CERN, European Organization for Nuclear Research, Geneva, Switzerland

D. Abbaneo, E. Auffray, G. Auzinger, M. Bachtis, P. Baillon, A.H. Ball, D. Barney, P. Bloch, A. Bocci, A. Bonato, C. Botta, T. Camporesi, R. Castello, M. Cepeda, G. Cerminara, M. D'Alfonso, D. d'Enterria, A. Dabrowski, V. Daponte, A. David, M. De Gruttola, A. De Roeck, E. Di Marco⁴⁶, M. Dobson, B. Dorney, T. du Pree, D. Duggan, M. Dünser, N. Dupont, A. Elliott-Peisert, S. Fartoukh, G. Franzoni, J. Fulcher, W. Funk, D. Gigi, K. Gill, M. Girone, F. Glege, D. Gulhan, S. Gundacker, M. Guthoff, J. Hammer, P. Harris, J. Hegeman, V. Innocente, P. Janot, H. Kirschenmann, V. Knünz, A. Kornmayer¹⁴, M.J. Kortelainen, K. Kousouris, M. Krammer¹, P. Lecoq, C. Lourenço, M.T. Lucchini, L. Malgeri, M. Mannelli, A. Martelli, F. Meijers, S. Mersi, E. Meschi, F. Moortgat, S. Morovic, M. Mulders, H. Neugebauer, S. Orfanelli, L. Orsini, L. Pape, E. Perez, M. Peruzzi, A. Petrilli, G. Petrucciani, A. Pfeiffer, M. Pierini, A. Racz, T. Reis, G. Rolandi⁴⁷, M. Rovere, M. Ruan, H. Sakulin, J.B. Sauvan, C. Schäfer, C. Schwick, M. Seidel, A. Sharma, P. Silva, P. Sphicas⁴⁸, J. Steggemann, M. Stoye, Y. Takahashi, M. Tosi, D. Treille, A. Triossi, A. Tsirou, V. Veckalns⁴⁹, G.I. Veres²¹, N. Wardle, A. Zagozdinska³⁷, W.D. Zeuner

Paul Scherrer Institut, Villigen, Switzerland

W. Bertl, K. Deiters, W. Erdmann, R. Horisberger, Q. Ingram, H.C. Kaestli, D. Kotlinski, U. Langenegger, T. Rohe

Institute for Particle Physics, ETH Zurich, Zurich, Switzerland

F. Bachmair, L. Bäni, L. Bianchini, B. Casal, G. Dissertori, M. Dittmar, M. Donegà, P. Eller, C. Grab, C. Heidegger, D. Hits, J. Hoss, G. Kasieczka, P. Lecomte[†], W. Lustermann, B. Mangano, M. Marionneau, P. Martinez Ruiz del Arbol, M. Masciovecchio, M.T. Meinhard, D. Meister, F. Micheli, P. Musella, F. Nessi-Tedaldi, F. Pandolfi, J. Pata, F. Pauss, G. Perrin, L. Perrozzi, M. Quitnat, M. Rossini, M. Schönenberger, A. Starodumov⁵⁰, V.R. Tavolaro, K. Theofilatos, R. Wallny

Universität Zürich, Zurich, Switzerland

T.K. Aarrestad, C. Amsler⁵¹, L. Caminada, M.F. Canelli, A. De Cosa, C. Galloni, A. Hinzmann,

T. Hreus, B. Kilminster, C. Lange, J. Ngadiuba, D. Pinna, G. Rauco, P. Robmann, D. Salerno, Y. Yang

National Central University, Chung-Li, Taiwan

V. Candelise, T.H. Doan, Sh. Jain, R. Khurana, M. Konyushikhin, C.M. Kuo, W. Lin, Y.J. Lu, A. Pozdnyakov, S.S. Yu

National Taiwan University (NTU), Taipei, Taiwan

Arun Kumar, P. Chang, Y.H. Chang, Y.W. Chang, Y. Chao, K.F. Chen, P.H. Chen, C. Dietz, F. Fiori, W.-S. Hou, Y. Hsiung, Y.F. Liu, R.-S. Lu, M. Miñano Moya, E. Paganis, A. Psallidas, J.f. Tsai, Y.M. Tzeng

Chulalongkorn University, Faculty of Science, Department of Physics, Bangkok, Thailand

B. Asavapibhop, G. Singh, N. Srimanobhas, N. Suwonjandee

Cukurova University, Adana, Turkey

A. Adiguzel, M.N. Bakirci⁵², S. Cerci⁵³, S. Damarseckin, Z.S. Demiroglu, C. Dozen, I. Dumanoglu, S. Girgis, G. Gokbulut, Y. Guler, E. Gurpinar, I. Hos, E.E. Kangal⁵⁴, O. Kara, A. Kayis Topaksu, U. Kiminsu, M. Oglakci, G. Onengut⁵⁵, K. Ozdemir⁵⁶, B. Tali⁵³, S. Turkcapar, I.S. Zorbakir, C. Zorbilmez

Middle East Technical University, Physics Department, Ankara, Turkey

B. Bilin, S. Bilmis, B. Isildak⁵⁷, G. Karapinar⁵⁸, M. Yalvac, M. Zeyrek

Bogazici University, Istanbul, Turkey

E. Gülmez, M. Kaya⁵⁹, O. Kaya⁶⁰, E.A. Yetkin⁶¹, T. Yetkin⁶²

Istanbul Technical University, Istanbul, Turkey

A. Cakir, K. Cankocak, S. Sen⁶³

Institute for Scintillation Materials of National Academy of Science of Ukraine, Kharkov, Ukraine

B. Grynyov

National Scientific Center, Kharkov Institute of Physics and Technology, Kharkov, Ukraine

L. Levchuk, P. Sorokin

University of Bristol, Bristol, United Kingdom

R. Aggleton, F. Ball, L. Beck, J.J. Brooke, D. Burns, E. Clement, D. Cussans, H. Flacher, J. Goldstein, M. Grimes, G.P. Heath, H.F. Heath, J. Jacob, L. Kreczko, C. Lucas, D.M. Newbold⁶⁴, S. Paramesvaran, A. Poll, T. Sakuma, S. Seif El Nasr-storey, D. Smith, V.J. Smith

Rutherford Appleton Laboratory, Didcot, United Kingdom

K.W. Bell, A. Belyaev⁶⁵, C. Brew, R.M. Brown, L. Calligaris, D. Cieri, D.J.A. Cockerill, J.A. Coughlan, K. Harder, S. Harper, E. Olaiya, D. Petyt, C.H. Shepherd-Themistocleous, A. Thea, I.R. Tomalin, T. Williams

Imperial College, London, United Kingdom

M. Baber, R. Bainbridge, O. Buchmuller, A. Bundock, D. Burton, S. Casasso, M. Citron, D. Colling, L. Corpe, P. Dauncey, G. Davies, A. De Wit, M. Della Negra, R. Di Maria, P. Dunne, A. Elwood, D. Futyan, Y. Haddad, G. Hall, G. Iles, T. James, R. Lane, C. Laner, R. Lucas⁶⁴, L. Lyons, A.-M. Magnan, S. Malik, L. Mastrolorenzo, J. Nash, A. Nikitenko⁵⁰, J. Pela, B. Penning, M. Pesaresi, D.M. Raymond, A. Richards, A. Rose, C. Seez, S. Summers, A. Tapper, K. Uchida, M. Vazquez Acosta⁶⁶, T. Virdee¹⁴, J. Wright, S.C. Zenz

Brunel University, Uxbridge, United Kingdom

J.E. Cole, P.R. Hobson, A. Khan, P. Kyberd, D. Leslie, I.D. Reid, P. Symonds, L. Teodorescu, M. Turner

Baylor University, Waco, USA

A. Borzou, K. Call, J. Dittmann, K. Hatakeyama, H. Liu, N. Pastika

The University of Alabama, Tuscaloosa, USA

O. Charaf, S.I. Cooper, C. Henderson, P. Rumerio, C. West

Boston University, Boston, USA

D. Arcaro, A. Avetisyan, T. Bose, D. Gastler, D. Rankin, C. Richardson, J. Rohlf, L. Sulak, D. Zou

Brown University, Providence, USA

G. Benelli, E. Berry, D. Cutts, A. Garabedian, J. Hakala, U. Heintz, J.M. Hogan, O. Jesus, E. Laird, G. Landsberg, Z. Mao, M. Narain, S. Piperov, S. Sagir, E. Spencer, R. Syarif

University of California, Davis, Davis, USA

R. Breedon, G. Breto, D. Burns, M. Calderon De La Barca Sanchez, S. Chauhan, M. Chertok, J. Conway, R. Conway, P.T. Cox, R. Erbacher, C. Flores, G. Funk, M. Gardner, W. Ko, R. Lander, C. Mclean, M. Mulhearn, D. Pellett, J. Pilot, F. Ricci-Tam, S. Shalhout, J. Smith, M. Squires, D. Stolp, M. Tripathi, S. Wilbur, R. Yohay

University of California, Los Angeles, USA

R. Cousins, P. Everaerts, A. Florent, J. Hauser, M. Ignatenko, D. Saltzberg, E. Takasugi, V. Valuev, M. Weber

University of California, Riverside, Riverside, USA

K. Burt, R. Clare, J. Ellison, J.W. Gary, G. Hanson, J. Heilman, P. Jandir, E. Kennedy, F. Lacroix, O.R. Long, M. Olmedo Negrete, M.I. Paneva, A. Shrinivas, H. Wei, S. Wimpenny, B. R. Yates

University of California, San Diego, La Jolla, USA

J.G. Branson, G.B. Cerati, S. Cittolin, M. Derdzinski, R. Gerosa, A. Holzner, D. Klein, V. Krutelyov, J. Letts, I. Macneill, D. Olivito, S. Padhi, M. Pieri, M. Sani, V. Sharma, S. Simon, M. Tadel, A. Vartak, S. Wasserbaech⁶⁷, C. Welke, J. Wood, F. Würthwein, A. Yagil, G. Zevi Della Porta

University of California, Santa Barbara, Santa Barbara, USA

R. Bhandari, J. Bradmiller-Feld, C. Campagnari, A. Dishaw, V. Dutta, K. Flowers, M. Franco Sevilla, P. Geffert, C. George, F. Golf, L. Gouskos, J. Gran, R. Heller, J. Incandela, N. Mccoll, S.D. Mullin, A. Ovcharova, J. Richman, D. Stuart, I. Suarez, J. Yoo

California Institute of Technology, Pasadena, USA

D. Anderson, A. Apresyan, J. Bendavid, A. Bornheim, J. Bunn, Y. Chen, J. Duarte, J.M. Lawhorn, A. Mott, H.B. Newman, C. Pena, M. Spiropulu, J.R. Vlimant, S. Xie, R.Y. Zhu

Carnegie Mellon University, Pittsburgh, USA

M.B. Andrews, V. Azzolini, T. Ferguson, M. Paulini, J. Russ, M. Sun, H. Vogel, I. Vorobiev

University of Colorado Boulder, Boulder, USA

J.P. Cumalat, W.T. Ford, F. Jensen, A. Johnson, M. Krohn, T. Mulholland, K. Stenson, S.R. Wagner

Cornell University, Ithaca, USA

J. Alexander, J. Chaves, J. Chu, S. Dittmer, K. Mcdermott, N. Mirman, G. Nicolas Kaufman,

J.R. Patterson, A. Rinkevicius, A. Ryd, L. Skinnari, L. Soffi, S.M. Tan, Z. Tao, J. Thom, J. Tucker, P. Wittich, M. Zientek

Fairfield University, Fairfield, USA

D. Winn

Fermi National Accelerator Laboratory, Batavia, USA

S. Abdullin, M. Albrow, G. Apollinari, S. Banerjee, L.A.T. Bauerdick, A. Beretvas, J. Berryhill, P.C. Bhat, G. Bolla, K. Burkett, J.N. Butler, H.W.K. Cheung, F. Chlebana, S. Cihangir[†], M. Cremonesi, V.D. Elvira, I. Fisk, J. Freeman, E. Gottschalk, L. Gray, D. Green, S. Grünendahl, O. Gutsche, D. Hare, R.M. Harris, S. Hasegawa, J. Hirschauer, Z. Hu, B. Jayatilaka, S. Jindariani, M. Johnson, U. Joshi, B. Klima, B. Kreis, S. Lammel, J. Linacre, D. Lincoln, R. Lipton, T. Liu, R. Lopes De Sá, J. Lykken, K. Maeshima, N. Magini, J.M. Marraffino, S. Maruyama, D. Mason, P. McBride, P. Merkel, S. Mrenna, S. Nahn, C. Newman-Holmes[†], V. O'Dell, K. Pedro, O. Prokofyev, G. Rakness, L. Ristori, E. Sexton-Kennedy, A. Soha, W.J. Spalding, L. Spiegel, S. Stoynev, N. Strobbe, L. Taylor, S. Tkaczyk, N.V. Tran, L. Uplegger, E.W. Vaandering, C. Vernieri, M. Verzocchi, R. Vidal, M. Wang, H.A. Weber, A. Whitbeck

University of Florida, Gainesville, USA

D. Acosta, P. Avery, P. Bortignon, D. Bourilkov, A. Brinkerhoff, A. Carnes, M. Carver, D. Curry, S. Das, R.D. Field, I.K. Furic, J. Konigsberg, A. Korytov, P. Ma, K. Matchev, H. Mei, P. Milenovic⁶⁸, G. Mitselmakher, D. Rank, L. Shchutska, D. Sperka, L. Thomas, J. Wang, S. Wang, J. Yelton

Florida International University, Miami, USA

S. Linn, P. Markowitz, G. Martinez, J.L. Rodriguez

Florida State University, Tallahassee, USA

A. Ackert, J.R. Adams, T. Adams, A. Askew, S. Bein, B. Diamond, S. Hagopian, V. Hagopian, K.F. Johnson, A. Khatiwada, H. Prosper, A. Santra, M. Weinberg

Florida Institute of Technology, Melbourne, USA

M.M. Baarmand, V. Bhopatkar, S. Colafranceschi⁶⁹, M. Hohlmann, D. Noonan, T. Roy, F. Yumiceva

University of Illinois at Chicago (UIC), Chicago, USA

M.R. Adams, L. Apanasevich, D. Berry, R.R. Betts, I. Bucinskaite, R. Cavanaugh, O. Evdokimov, L. Gauthier, C.E. Gerber, D.J. Hofman, P. Kurt, C. O'Brien, I.D. Sandoval Gonzalez, P. Turner, N. Varelas, H. Wang, Z. Wu, M. Zakaria, J. Zhang

The University of Iowa, Iowa City, USA

B. Bilki⁷⁰, W. Clarida, K. Dilsiz, S. Durgut, R.P. Gandrajula, M. Haytmyradov, V. Khristenko, J.-P. Merlo, H. Mermerkaya⁷¹, A. Mestvirishvili, A. Moeller, J. Nachtman, H. Ogul, Y. Onel, F. Ozok⁷², A. Penzo, C. Snyder, E. Tiras, J. Wetzel, K. Yi

Johns Hopkins University, Baltimore, USA

I. Anderson, B. Blumenfeld, A. Cocoros, N. Eminizer, D. Fehling, L. Feng, A.V. Gritsan, P. Maksimovic, M. Osherson, J. Roskes, U. Sarica, M. Swartz, M. Xiao, Y. Xin, C. You

The University of Kansas, Lawrence, USA

A. Al-bataineh, P. Baringer, A. Bean, S. Boren, J. Bowen, C. Bruner, J. Castle, L. Forthomme, R.P. Kenny III, A. Kropivnitskaya, D. Majumder, W. Mcbrayer, M. Murray, S. Sanders, R. Stringer, J.D. Tapia Takaki, Q. Wang

Kansas State University, Manhattan, USA

A. Ivanov, K. Kaadze, S. Khalil, M. Makouski, Y. Maravin, A. Mohammadi, L.K. Saini, N. Skhirtladze, S. Toda

Lawrence Livermore National Laboratory, Livermore, USA

F. Rebassoo, D. Wright

University of Maryland, College Park, USA

C. Anelli, A. Baden, O. Baron, A. Belloni, B. Calvert, S.C. Eno, C. Ferraioli, J.A. Gomez, N.J. Hadley, S. Jabeen, R.G. Kellogg, T. Kolberg, J. Kunkle, Y. Lu, A.C. Mignerey, Y.H. Shin, A. Skuja, M.B. Tonjes, S.C. Tonwar

Massachusetts Institute of Technology, Cambridge, USA

D. Abercrombie, B. Allen, A. Apyan, R. Barbieri, A. Baty, R. Bi, K. Bierwagen, S. Brandt, W. Busza, I.A. Cali, Z. Demiragli, L. Di Matteo, G. Gomez Ceballos, M. Goncharov, D. Hsu, Y. Iiyama, G.M. Innocenti, M. Klute, D. Kovalskyi, K. Krajczar, Y.S. Lai, Y.-J. Lee, A. Levin, P.D. Luckey, A.C. Marini, C. McGinn, C. Mironov, S. Narayanan, X. Niu, C. Paus, C. Roland, G. Roland, J. Salfeld-Nebgen, G.S.F. Stephans, K. Sumorok, K. Tatar, M. Varma, D. Velicanu, J. Veverka, J. Wang, T.W. Wang, B. Wyslouch, M. Yang, V. Zhukova

University of Minnesota, Minneapolis, USA

A.C. Benvenuti, R.M. Chatterjee, A. Evans, A. Finkel, A. Gude, P. Hansen, S. Kalafut, S.C. Kao, Y. Kubota, Z. Lesko, J. Mans, S. Nourbakhsh, N. Ruckstuhl, R. Rusack, N. Tambe, J. Turkewitz

University of Mississippi, Oxford, USA

J.G. Acosta, S. Oliveros

University of Nebraska-Lincoln, Lincoln, USA

E. Avdeeva, R. Bartek, K. Bloom, D.R. Claes, A. Dominguez, C. Fangmeier, R. Gonzalez Suarez, R. Kamalieddin, I. Kravchenko, A. Malta Rodrigues, F. Meier, J. Monroy, J.E. Siado, G.R. Snow, B. Stieger

State University of New York at Buffalo, Buffalo, USA

M. Alyari, J. Dolen, J. George, A. Godshalk, C. Harrington, I. Iashvili, J. Kaisen, A. Kharchilava, A. Kumar, A. Parker, S. Rappoccio, B. Roozbahani

Northeastern University, Boston, USA

G. Alverson, E. Barberis, D. Baumgartel, A. Hortiangtham, A. Massironi, D.M. Morse, D. Nash, T. Orimoto, R. Teixeira De Lima, D. Trocino, R.-J. Wang, D. Wood

Northwestern University, Evanston, USA

S. Bhattacharya, K.A. Hahn, A. Kubik, A. Kumar, J.F. Low, N. Mucia, N. Odell, B. Pollack, M.H. Schmitt, K. Sung, M. Trovato, M. Velasco

University of Notre Dame, Notre Dame, USA

N. Dev, M. Hildreth, K. Hurtado Anampa, C. Jessop, D.J. Karmgard, N. Kellams, K. Lannon, N. Marinelli, F. Meng, C. Mueller, Y. Musienko³⁸, M. Planer, A. Reinsvold, R. Ruchti, G. Smith, S. Taroni, M. Wayne, M. Wolf, A. Woodard

The Ohio State University, Columbus, USA

J. Alimena, L. Antonelli, J. Brinson, B. Bylsma, L.S. Durkin, S. Flowers, B. Francis, A. Hart, C. Hill, R. Hughes, W. Ji, B. Liu, W. Luo, D. Puigh, B.L. Winer, H.W. Wulsin

Princeton University, Princeton, USA

S. Cooperstein, O. Driga, P. Elmer, J. Hardenbrook, P. Hebda, D. Lange, J. Luo, D. Marlow,

T. Medvedeva, K. Mei, M. Mooney, J. Olsen, C. Palmer, P. Piroué, D. Stickland, C. Tully, A. Zuranski

University of Puerto Rico, Mayaguez, USA

S. Malik

Purdue University, West Lafayette, USA

A. Barker, V.E. Barnes, S. Folgueras, L. Gutay, M.K. Jha, M. Jones, A.W. Jung, K. Jung, D.H. Miller, N. Neumeister, X. Shi, J. Sun, A. Svyatkovskiy, F. Wang, W. Xie, L. Xu

Purdue University Calumet, Hammond, USA

N. Parashar, J. Stupak

Rice University, Houston, USA

A. Adair, B. Akgun, Z. Chen, K.M. Ecklund, F.J.M. Geurts, M. Guilbaud, W. Li, B. Michlin, M. Northup, B.P. Padley, R. Redjimi, J. Roberts, J. Rorie, Z. Tu, J. Zabel

University of Rochester, Rochester, USA

B. Betchart, A. Bodek, P. de Barbaro, R. Demina, Y.t. Duh, T. Ferbel, M. Galanti, A. Garcia-Bellido, J. Han, O. Hindrichs, A. Khukhunaishvili, K.H. Lo, P. Tan, M. Verzetti

Rutgers, The State University of New Jersey, Piscataway, USA

J.P. Chou, E. Contreras-Campana, Y. Gershtein, T.A. Gómez Espinosa, E. Halkiadakis, M. Heindl, D. Hidas, E. Hughes, S. Kaplan, R. Kunnawalkam Elayavalli, S. Kyriacou, A. Lath, K. Nash, H. Saka, S. Salur, S. Schnetzer, D. Sheffield, S. Somalwar, R. Stone, S. Thomas, P. Thomassen, M. Walker

University of Tennessee, Knoxville, USA

M. Foerster, J. Heideman, G. Riley, K. Rose, S. Spanier, K. Thapa

Texas A&M University, College Station, USA

O. Bouhali⁷³, A. Celik, M. Dalchenko, M. De Mattia, A. Delgado, S. Dildick, R. Eusebi, J. Gilmore, T. Huang, E. Juska, T. Kamon⁷⁴, R. Mueller, Y. Pakhotin, R. Patel, A. Perloff, L. Perniè, D. Rathjens, A. Rose, A. Safonov, A. Tatarinov, K.A. Ulmer

Texas Tech University, Lubbock, USA

N. Akchurin, C. Cowden, J. Damgov, F. De Guio, C. Dragoiu, P.R. Duderø, J. Faulkner, S. Kunori, K. Lamichhane, S.W. Lee, T. Libeiro, S. Undleeb, I. Volobouev, Z. Wang

Vanderbilt University, Nashville, USA

A.G. Delannoy, S. Greene, A. Gurrola, R. Janjam, W. Johns, C. Maguire, A. Melo, H. Ni, P. Sheldon, S. Tuo, J. Velkovska, Q. Xu

University of Virginia, Charlottesville, USA

M.W. Arenton, P. Barria, B. Cox, J. Goodell, R. Hirosky, A. Ledovskoy, H. Li, C. Neu, T. Sinthuprasith, Y. Wang, E. Wolfe, F. Xia

Wayne State University, Detroit, USA

C. Clarke, R. Harr, P.E. Karchin, P. Lamichhane, J. Sturdy

University of Wisconsin - Madison, Madison, WI, USA

D.A. Belknap, S. Dasu, L. Dodd, S. Duric, B. Gomber, M. Grothe, M. Herndon, A. Hervé, P. Klabbbers, A. Lanaro, A. Levine, K. Long, R. Loveless, I. Ojalvo, T. Perry, G.A. Pierro, G. Polese, T. Ruggles, A. Savin, A. Sharma, N. Smith, W.H. Smith, D. Taylor, N. Woods

†: Deceased

- 1: Also at Vienna University of Technology, Vienna, Austria
- 2: Also at State Key Laboratory of Nuclear Physics and Technology, Peking University, Beijing, China
- 3: Also at Institut Pluridisciplinaire Hubert Curien, Université de Strasbourg, Université de Haute Alsace Mulhouse, CNRS/IN2P3, Strasbourg, France
- 4: Also at Universidade Estadual de Campinas, Campinas, Brazil
- 5: Also at Universidade Federal de Pelotas, Pelotas, Brazil
- 6: Also at Université Libre de Bruxelles, Bruxelles, Belgium
- 7: Also at Deutsches Elektronen-Synchrotron, Hamburg, Germany
- 8: Also at Joint Institute for Nuclear Research, Dubna, Russia
- 9: Also at Helwan University, Cairo, Egypt
- 10: Now at Zewail City of Science and Technology, Zewail, Egypt
- 11: Also at Ain Shams University, Cairo, Egypt
- 12: Now at Fayoum University, El-Fayoum, Egypt
- 13: Also at Université de Haute Alsace, Mulhouse, France
- 14: Also at CERN, European Organization for Nuclear Research, Geneva, Switzerland
- 15: Also at Skobeltsyn Institute of Nuclear Physics, Lomonosov Moscow State University, Moscow, Russia
- 16: Also at Tbilisi State University, Tbilisi, Georgia
- 17: Also at RWTH Aachen University, III. Physikalisches Institut A, Aachen, Germany
- 18: Also at University of Hamburg, Hamburg, Germany
- 19: Also at Brandenburg University of Technology, Cottbus, Germany
- 20: Also at Institute of Nuclear Research ATOMKI, Debrecen, Hungary
- 21: Also at MTA-ELTE Lendület CMS Particle and Nuclear Physics Group, Eötvös Loránd University, Budapest, Hungary
- 22: Also at University of Debrecen, Debrecen, Hungary
- 23: Also at Indian Institute of Science Education and Research, Bhopal, India
- 24: Also at Institute of Physics, Bhubaneswar, India
- 25: Also at University of Visva-Bharati, Santiniketan, India
- 26: Also at University of Ruhuna, Matara, Sri Lanka
- 27: Also at Isfahan University of Technology, Isfahan, Iran
- 28: Also at University of Tehran, Department of Engineering Science, Tehran, Iran
- 29: Also at Yazd University, Yazd, Iran
- 30: Also at Plasma Physics Research Center, Science and Research Branch, Islamic Azad University, Tehran, Iran
- 31: Also at Laboratori Nazionali di Legnaro dell'INFN, Legnaro, Italy
- 32: Also at Università degli Studi di Siena, Siena, Italy
- 33: Also at Purdue University, West Lafayette, USA
- 34: Also at International Islamic University of Malaysia, Kuala Lumpur, Malaysia
- 35: Also at Malaysian Nuclear Agency, MOSTI, Kajang, Malaysia
- 36: Also at Consejo Nacional de Ciencia y Tecnología, Mexico city, Mexico
- 37: Also at Warsaw University of Technology, Institute of Electronic Systems, Warsaw, Poland
- 38: Also at Institute for Nuclear Research, Moscow, Russia
- 39: Now at National Research Nuclear University 'Moscow Engineering Physics Institute' (MEPhI), Moscow, Russia
- 40: Also at St. Petersburg State Polytechnical University, St. Petersburg, Russia
- 41: Also at University of Florida, Gainesville, USA
- 42: Also at P.N. Lebedev Physical Institute, Moscow, Russia

- 43: Also at California Institute of Technology, Pasadena, USA
- 44: Also at Budker Institute of Nuclear Physics, Novosibirsk, Russia
- 45: Also at Faculty of Physics, University of Belgrade, Belgrade, Serbia
- 46: Also at INFN Sezione di Roma; Università di Roma, Roma, Italy
- 47: Also at Scuola Normale e Sezione dell'INFN, Pisa, Italy
- 48: Also at National and Kapodistrian University of Athens, Athens, Greece
- 49: Also at Riga Technical University, Riga, Latvia
- 50: Also at Institute for Theoretical and Experimental Physics, Moscow, Russia
- 51: Also at Albert Einstein Center for Fundamental Physics, Bern, Switzerland
- 52: Also at Gaziosmanpasa University, Tokat, Turkey
- 53: Also at Adiyaman University, Adiyaman, Turkey
- 54: Also at Mersin University, Mersin, Turkey
- 55: Also at Cag University, Mersin, Turkey
- 56: Also at Piri Reis University, Istanbul, Turkey
- 57: Also at Ozyegin University, Istanbul, Turkey
- 58: Also at Izmir Institute of Technology, Izmir, Turkey
- 59: Also at Marmara University, Istanbul, Turkey
- 60: Also at Kafkas University, Kars, Turkey
- 61: Also at Istanbul Bilgi University, Istanbul, Turkey
- 62: Also at Yildiz Technical University, Istanbul, Turkey
- 63: Also at Hacettepe University, Ankara, Turkey
- 64: Also at Rutherford Appleton Laboratory, Didcot, United Kingdom
- 65: Also at School of Physics and Astronomy, University of Southampton, Southampton, United Kingdom
- 66: Also at Instituto de Astrofísica de Canarias, La Laguna, Spain
- 67: Also at Utah Valley University, Orem, USA
- 68: Also at University of Belgrade, Faculty of Physics and Vinca Institute of Nuclear Sciences, Belgrade, Serbia
- 69: Also at Facoltà Ingegneria, Università di Roma, Roma, Italy
- 70: Also at Argonne National Laboratory, Argonne, USA
- 71: Also at Erzincan University, Erzincan, Turkey
- 72: Also at Mimar Sinan University, Istanbul, Istanbul, Turkey
- 73: Also at Texas A&M University at Qatar, Doha, Qatar
- 74: Also at Kyungpook National University, Daegu, Korea