

# A PURE HYDRODYNAMIC INSTABILITY IN SHEAR FLOWS AND ITS APPLICATION TO ASTROPHYSICAL ACCRETION DISKS

SUJIT KUMAR NATH<sup>1,2</sup> AND BANIBRATA MUKHOPADHYAY<sup>1,3</sup>

*Draft version April 23, 2018*

## ABSTRACT

We provide the possible resolution for the century old problem of hydrodynamic shear flows, which are apparently stable in linear analysis but shown to be turbulent in astrophysically observed data and experiments. This mismatch is noticed in a variety of systems, from laboratory to astrophysical flows. There are so many uncountable attempts made so far to resolve this mismatch, beginning with the early work of Kelvin, Rayleigh, and Reynolds towards the end of the nineteenth century. Here we show that the presence of stochastic noise, whose inevitable presence should not be neglected in the stability analysis of shear flows, leads to pure hydrodynamic linear instability therein. This explains the origin of turbulence, which has been observed/interpreted in astrophysical accretion disks, laboratory experiments and direct numerical simulations. This is, to the best of our knowledge, the first solution to the long standing problem of hydrodynamic instability of Rayleigh stable flows.

*Subject headings:* accretion, accretion disks — hydrodynamics — instabilities — magnetohydrodynamics (MHD) — turbulence

## 1. INTRODUCTION

The astrophysically ubiquitous Keplerian accretion disks should be unstable and turbulent in order to explain observed data, but are remarkably Rayleigh stable. They are found in active galactic nuclei (AGNs), around a compact object in binary systems, around newly formed stars etc. (see, e.g., Pringle 1981). The main puzzle of accreting material in disks is its inadequacy of molecular viscosity to transport them towards the central object. Thus the idea of turbulence and, hence, turbulent viscosity has been proposed. Similar issue is there in certain shear flows, e.g. plane Couette flow, which are shown to be linearly stable for any Reynolds number ( $Re$ ) but in laboratory could be turbulent for  $Re$  as low as 350. Therefore, linear perturbation cannot induce the turbulent viscosity to transport matter inwards and angular momentum outwards, in the Keplerian disks. Note that the issue of linear instability of the Couette-Taylor flow (when accretion disks are the subset of it) is a century old problem.

Although in the presence of vertical shear and/or stratification, Keplerian flow may reveal Rayleigh-Taylor type instability (e.g. Nelson et al. 2013; Stoll & Kley 2014; Barker & Latter 2015; Lin & Youdin 2015; Richard et al. 2016; Umurhan et al. 2016; Stoll & Kley 2016), convective overstability (Klahr & Hubbard 2014; Lyra 2014) and the Zombie Vortex Instability (Marcus et al. 2013, 2015), we intend here to solve the classic century old problem of the origin of linear instability with the exponential growth of perturbation in purely hydrodynamical Rayleigh-stable flows with only radial shear. The convective overstability does not correspond to an indefinitely growing mode and it has some saturation (Latter 2016). In addition, the Zombie Vortex Instability is not sufficient to transport angular momentum significantly in a small domain of study. In fact, all of them could exhibit only smaller Shakura-Sunyaev viscosity parameter (Shakura & Sunyaev 1973)  $\alpha_{ss} < 10^{-3}$  than that generally required to explain observation. The robustness of our work is that, it can explain the turbulent behavior of any kind of Rayleigh-stable shear flows, starting from laboratory to astrophysical flows. While many realistic non-magnetized and Keplerian flows could be stratified in both the vertical and radial directions of the disks, it is perhaps impossible to prove that all the non-magnetized accretion disks have significant amount of vertical shear and/or stratification to sustain the above mentioned instabilities. Note that indeed many accretion disks are geometrically thin. Moreover, the laboratory Taylor-Couette flows have no vertical shear and/or stratification.

In 1991, with the application of Magnetorotational Instability (MRI; Velikhov 1959; Chandrasekhar 1960) to Keplerian disks, Balbus & Hawley (1991) showed that initial weak magnetic field can lead to the perturbations growing exponentially. Within a few rotation times, such exponential growth could reveal the onset of turbulence. However, for charge neutral flows MRI should not work. Note also that for flows having strong magnetic fields, where the magnetic field is tightly coupled with the flow, MRI is not expected to work (e.g. Nath & Mukhopadhyay 2015).

It is a long standing controversy (see, e.g., Dauchot & Daviaud 1995; Richard & Zahn 1999; Gu et al. 2000; Kim & Ostriker 2000; Rudiger & Zhang 2001; Klahr & Bodenheimer 2003; Yecko 2004; Afshordi et al. 2005; Mukhopadhyay et al. 2005; Dubrulle et al. 2005; Marie et al. 2005; Mahajan & Krishan 2008; Mukhopadhyay et al. 2011; Mukhopadhyay & Chattopadhyay 2013), whether the matter in Rayleigh stable astrophysical disks is stable or unstable. The answer has profound significance for our understanding of how stars and planets form. It is argued, however, that some types of Rayleigh stable flows certainly can be destabilized (Bottin & Chaté 1998; Avila et al.

<sup>1</sup> Department of Physics, Indian Institute of Science, Bangalore-560012

<sup>2</sup> sujitkumar@physics.iisc.ernet.in

<sup>3</sup> bm@physics.iisc.ernet.in

2011; Balbus 2011; Barkley et al. 2015). Based on ‘shearing sheet’ approximation, without (Stone et al. 1996; Hawley et al. 1999) and with (Lesur & Longaretti 2005) explicit viscosity, some authors attempted to tackle the issue of turbulence in hot accretion disks. However, other authors argued for limitations in this work (Pumir 1996; Fromang & Papaloizou 2007). Based on the simulations including explicit viscosity, the authors could achieve  $Re \approx 4 \times 10^4$  and concluded that Keplerian like flows could exhibit very weak turbulence in the absence of magnetic field. Nevertheless, the recent experimental results by Paoletti et al. (2012) clearly argued for the significant level of transport from hydrodynamics alone. Moreover, the results from direct numerical simulations (Avila 2012) and exploration of transient amplification, in otherwise linearly stable flows, with and without noise (e.g. Mukhopadhyay et al. 2005; Trefethen et al. 1993; Cantwell et al. 2010) also argued for (plausible) hydrodynamic instability and turbulence at low  $Re$ . Interestingly, accretion disks have huge  $Re$  ( $\gtrsim 10^{15}$ ) (Mukhopadhyay 2013), prompting to the belief that they are hydrodynamically unstable.

We show here that linearly perturbed apparently Rayleigh stable flows driven stochastically can be made unstable even in the absence of any magnetic field. We also argue, why stochastic noise is inevitable in such flows. They exist in the flows under consideration inherently. We develop our theory following the seminal concept based on fluctuating hydrodynamics of randomly stirred fluid, pioneered by Nelson et al. (2013) and De Dominicis & Martin (1979), which, however, was never applied in the context of accretion flows or other shear flows. This work provides a new path of linear hydrodynamic instability of shear flows, which will have vast applications from accretion disks to laboratory flows, for the first time.

The plan of the paper is the following. In the next section, we introduce equations describing the system under consideration. Then §3 describes the evolution of various perturbations in stochastically driven hydrodynamic flows. Subsequently, we discuss the relevance of white noise in the context of shear flows in §4. Finally we summarize with conclusions in §5. In appendix, we demonstrate in detail the generation of white noise from random walk, particularly in the present context.

## 2. EQUATIONS DESCRIBING PERTURBED ROTATING SHEAR FLOWS IN THE PRESENCE OF NOISE

The linearized Navier-Stokes equation in the presence of background plane shear  $(0, -x, 0)$  and angular velocity  $\Omega \propto r^{-q}$ , when  $r$  being the distance from the center of the system, in a small section approximated as incompressible flow with  $-1/2 \leq x \leq 1/2$ , has already been established (Mukhopadhyay & Chattopadhyay 2013). Here, any length is expressed in units of the size  $L$  of the system in the  $x$ -direction, the time in units of  $\Omega^{-1}$ , the velocity in  $q\Omega L$  ( $1 \leq q < 2$ ), and other variables are expressed accordingly (see, e.g., Mukhopadhyay et al. 2005, 2011; Mukhopadhyay & Chattopadhyay 2013, for detailed description of the choice of coordinate in a small section). Hence, in dimensionless units, the linearized Navier-Stokes equation and continuity equation (for an incompressible flow) can be recasted into the well-known Orr-Sommerfeld and Squire equations, but in the presence of stochastic noise and Coriolis force (Mukhopadhyay & Chattopadhyay 2013), given by

$$\left(\frac{\partial}{\partial t} - x\frac{\partial}{\partial y}\right)\nabla^2 u + \frac{2}{q}\frac{\partial \zeta}{\partial z} = \frac{1}{Re}\nabla^4 u + \eta_1(x, t), \quad (1)$$

$$\left(\frac{\partial}{\partial t} - x\frac{\partial}{\partial y}\right)\zeta + \frac{\partial u}{\partial z}\left(1 - \frac{2}{q}\right) = \frac{1}{Re}\nabla^2 \zeta + \eta_2(x, t), \quad (2)$$

where  $\eta_{1,2}$  are the components of noise arising in the linearized system due to stochastic forcing such that  $\langle \eta_i(\vec{x}, t)\eta_j(\vec{x}', t') \rangle = D_i(\vec{x})\delta^3(\vec{x} - \vec{x}')\delta(t - t')\delta_{ij}$  (Nelson et al. 2013), where  $D_i(\vec{x})$  is a constant for white noise and  $i, j = 1, 2$ ;  $u$  is the  $x$ -component of velocity perturbation vector and  $\zeta$  the  $x$ -component of vorticity perturbation vector.

Now, we can resort to a Fourier series expansion of  $u$ ,  $\zeta$  and  $\eta_i$  as

$$A(\vec{x}, t) = \int \tilde{A}_{\vec{k}, \omega} e^{i(\vec{k}\cdot\vec{x} - \omega t)} d^3k d\omega, \quad (3)$$

where  $A$  can be any one of  $u$ ,  $\zeta$  and  $\eta_i$ ;  $\vec{k}$  and  $\omega$  are the wavevector and frequency respectively in the Fourier space such that  $\vec{k} = (k_x, k_y, k_z)$  and  $|\vec{k}| = k$ .

## 3. EVOLUTION OF PERTURBATION IN STOCHASTICALLY DRIVEN HYDRODYNAMIC ACCRETION FLOWS

Writing down equations (1) and (2) in Fourier space by using equation (3), and taking ensemble average, we obtain the equations involving the evolution of mean values of perturbations in the presence of noise as

$$2\pi k_y k^2 \frac{\partial \langle \tilde{u} \rangle_{\vec{k}, \omega}}{\partial k_x} = \left(i\omega k^2 - 4\pi k_x k_y - \frac{k^4}{Re}\right) \langle \tilde{u} \rangle_{\vec{k}, \omega} + \frac{2ik_z}{q} \langle \tilde{\zeta} \rangle_{\vec{k}, \omega} - m\delta(\vec{k})\delta(\omega), \quad (4)$$

$$2\pi k_y \frac{\partial \langle \tilde{\zeta} \rangle_{\vec{k}, \omega}}{\partial k_x} = -ik_z \left(1 - \frac{2}{q}\right) \langle \tilde{u} \rangle_{\vec{k}, \omega} + \left(i\omega - \frac{k^2}{Re}\right) \langle \tilde{\zeta} \rangle_{\vec{k}, \omega} + m\delta(\vec{k})\delta(\omega), \quad (5)$$

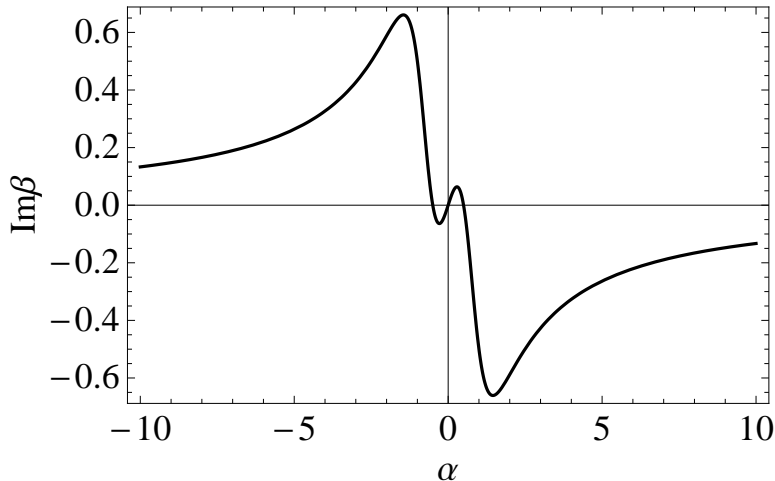


FIG. 1.— Relationship between  $\alpha$  and the imaginary part of  $\beta$ , for vertical perturbation in Case I with  $Re = 10^7$ . We consider  $q = 1.5$ , however we obtain almost the same results for other admissible values of  $q$ .

where Fourier transformations of  $\eta_{1,2}$  are basically  $\delta(\vec{k})\delta(\omega)$  multiplied with a random number and on ensemble average it appears to be a constant  $m$  which is the mean value of the white noise (we get  $m = 0$  and  $m \neq 0$  when the drift coefficient of the Brownian motion or Wiener process corresponding to the white noise is zero and nonzero respectively, see Appendix for details), and  $\langle u \rangle_{\vec{k},\omega}$ ,  $\langle \zeta \rangle_{\vec{k},\omega}$  are the Fourier transforms of  $\langle u \rangle$  and  $\langle \zeta \rangle$  which are the mean or the ensemble averaged values of  $u$  and  $\zeta$  respectively.

### 3.1. Evolution of vertical perturbations

Now let us take the trial solutions,  $\langle u \rangle, \langle \zeta \rangle = u_0, \zeta_0 \exp i(\vec{\alpha} \cdot \vec{x} - \beta t)$ , where  $u_0, \zeta_0$  are the constant, in general complex, amplitudes of perturbation and  $\vec{\alpha} = (0, 0, \alpha)$ , is a vertical wavevector (one should not confuse this  $\alpha$  with the Shakura-Sunyaev viscosity parameter). Vertical wave vector is chosen since it will be unaffected by shear (Balbus & Hawley 1991). This gives  $\langle \tilde{u} \rangle_{\vec{k},\omega}, \langle \tilde{\zeta} \rangle_{\vec{k},\omega} = u_0, \zeta_0 \delta(\vec{\alpha} - \vec{k})\delta(\beta - \omega)$  (using equation (3)). Substituting these trial solutions in equations (4) and (5), integrating with respect to  $\vec{k}$  and  $\omega$  we obtain

$$\left( i\beta\alpha^2 - \frac{\alpha^4}{Re} \right) u_0 + \frac{2i\alpha}{q} \zeta_0 - m = 0, \quad (6)$$

$$-i\alpha \left( 1 - \frac{2}{q} \right) u_0 + \left( i\beta - \frac{\alpha^2}{Re} \right) \zeta_0 + m = 0. \quad (7)$$

#### 3.1.1. Case I

Now eliminating  $m$  and assuming  $\zeta_0 = iu_0$  we obtain the dispersion relation

$$\left( i\beta\alpha^2 - \frac{\alpha^4}{Re} \right) - \frac{2\alpha}{q} = i\alpha \left( 1 - \frac{2}{q} \right) + \left( \beta + \frac{i\alpha^2}{Re} \right). \quad (8)$$

If we find any pair of  $\alpha$  and  $\beta$  satisfying equation (8) for which the imaginary part of  $\beta$  positive, then we can say that the mean value of perturbation is unstable. Equation (8) is the hydrodynamic counter part of the dispersion relation obtained due to MRI (Balbus & Hawley 1991), leading to the avenue of pure hydrodynamic instability. For  $m = 0$ , from equations (6) and (7), either  $u_0$  and  $\zeta_0$  both turn out to be zero or there is no instability for non-trivial  $u_0$  and  $\zeta_0$ . Overall,  $m = 0$  gives rise to stable solutions like the zero magnetic field for MRI.

Figure 1 shows the ranges of  $\alpha$  giving rise to linear instability. It is easy to understand that similar results could be obtained with the choice of unequal ensemble averages of white noise in equations (6) and (7) and a more general phase difference between  $\zeta_0$  and  $u_0$ .

#### 3.1.2. Case II

Now for a given  $u_0$  and  $m$ , after eliminating  $\zeta_0$  from equations (6) and (7), we obtain a dispersion relation between  $\alpha$  and  $\beta$  as

$$\alpha^2\beta^2 + i\beta \left( \frac{2\alpha^4}{Re} + \frac{m}{u_0} \right) + \left( \frac{2im\alpha}{qu_0} - \frac{4\alpha^2}{q^2} + \frac{2\alpha^2}{q} - \frac{m\alpha^2}{u_0Re} - \frac{\alpha^6}{Re^2} \right) = 0, \quad (9)$$

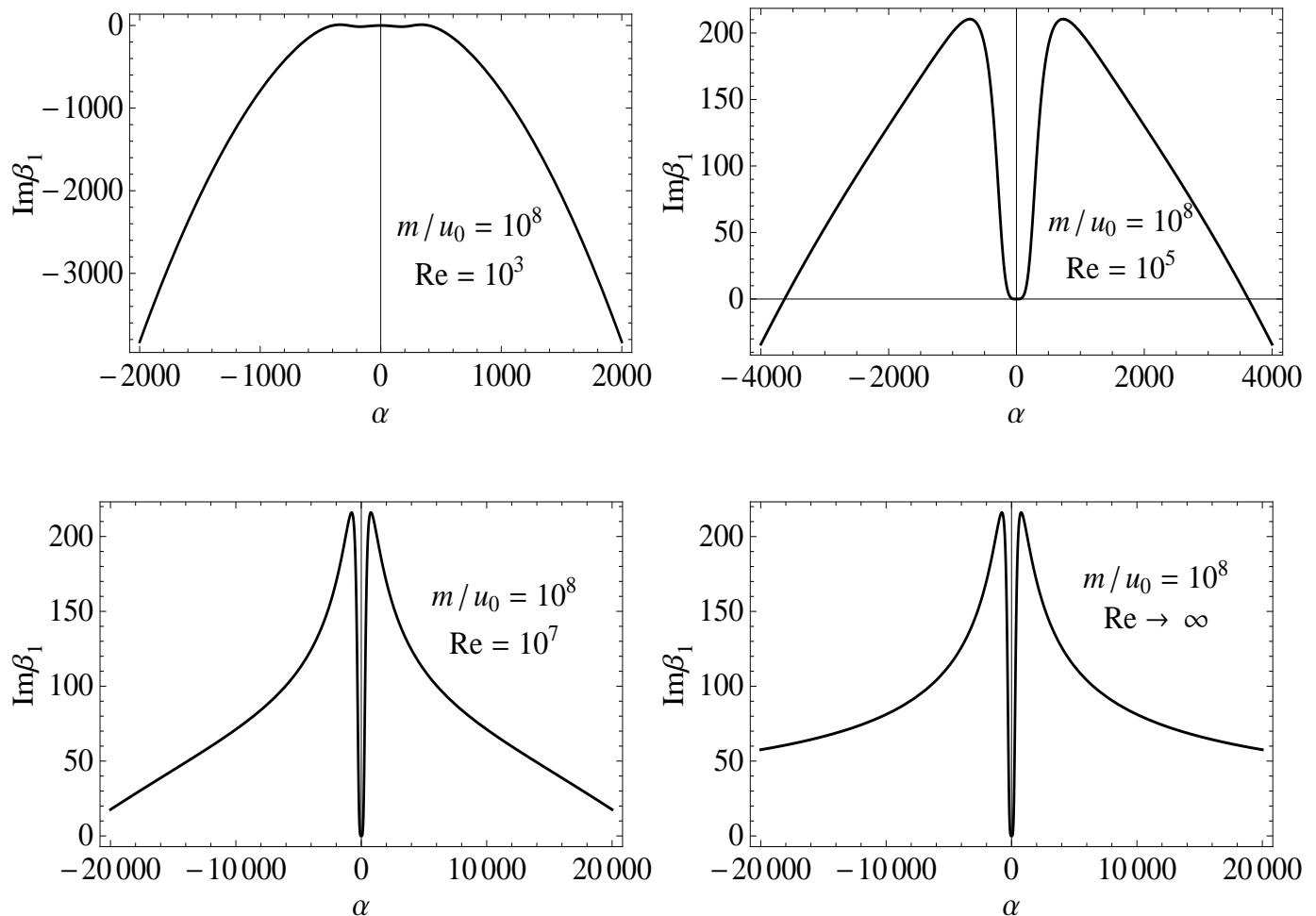


FIG. 2.— Relationship between  $\alpha$  and the imaginary part of one of the solutions of  $\beta$ , for vertical perturbation in Case II. We consider  $q = 1.5$ , however we obtain almost the same results for other admissible values of  $q$ . Other solution of  $\beta$  is stable.

which is second order in  $\beta$  and hence has two roots  $\beta_1$  and  $\beta_2$ . If we find any pair of  $\alpha$  and  $\beta$  for which the imaginary part of  $\beta$  positive, then we can say that the mean value of perturbation is unstable. For  $m = 0$  in equation (9), there is no instability, like the zero magnetic field for MRI.

In Fig. 2, for  $m/u_0 = 10^8$  and different values of  $Re$  above a certain value, we show that for Keplerian flows, there are modes for which the mean values of perturbation are unstable. If the amplitude of perturbations decreases, the value of  $m/u_0$  increases for any fixed nonzero  $m$ , leading to a larger range of  $\alpha$  for instability. However for  $m = 0$ , i.e. for the white noise with zero mean (which also corresponds to the hydrodynamic accretion flows without any noise), we obtain no such unstable modes. While modes are stable for smaller  $Re$ , with the increase of  $Re$  they become unstable and range of  $\alpha$  giving rise to instability increases with increasing  $Re$  and for  $Re \rightarrow \infty$  unstable modes arise all the way upto  $|\alpha| \rightarrow \infty$ .

### 3.1.3. Case III

Now we assume, for simplicity and without loss of much generality,  $u_0 = \zeta_0 = A_0$ . Then expressing  $\alpha$  in terms of  $m/A_0$  from equations (6) and (7), by means of a cubic equation, given by

$$i \left( 1 - \frac{2}{q} \right) \alpha^3 - \frac{m}{A_0} \alpha^2 + \frac{2i}{q} \alpha - \frac{m}{A_0} = 0 \quad (10)$$

and supplemented by equation (7), we obtain three roots of  $\beta$ . Figure 3 shows that the first solution of  $\beta$  ( $\beta_1$ ) exhibits unstable modes for any  $m/A_0 > 0$  (however small the magnitude be), which is also independent of  $Re$  (however  $\beta_2$  and  $\beta_3$  need not be  $Re$  independent). Therefore, if we have any stochastic forcing with arbitrarily small but fixed nonzero value of  $m$  (drift coefficient), we always have unstable mean perturbation modes since  $A_0$  can be made arbitrarily small.

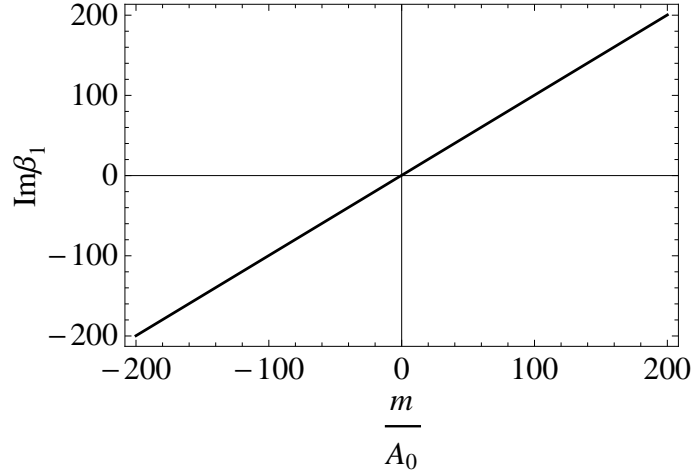


FIG. 3.— Relationship between  $m/A_0$  and the imaginary part of one of the solutions of  $\beta$ , for vertical perturbation in Case III. We consider  $q = 1.5$ , however we obtain almost the same results for other admissible values of  $q$ .

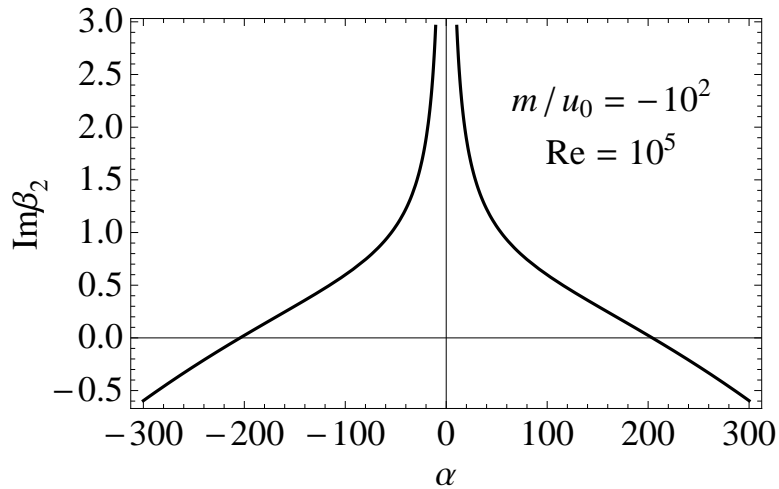


FIG. 4.— Relationship between  $\alpha$  and imaginary part of one of the solutions of  $\beta$ , for vertical perturbation in Case II, where  $q = 1.5$ . It shows the unstable modes for negative  $m$  (drift velocity).

### 3.1.4. Plane Couette flow and negative $m$

Figures 2 and 3 demonstrate instability for positive  $m$  and real  $\alpha$ . However, negative  $m$  with the appropriate choice of  $\alpha$  (real or complex) could also lead to instability for Keplerian flows (the same is true for positive  $m$  and complex  $\alpha$ ). For plane Couette flow, however, in order to demonstrate instability, either  $m$  has to be negative with real  $\alpha$  or  $\alpha$  has to be complex with positive  $m$ . From equation (9), for  $q \rightarrow \infty$  (i.e. plane Couette flow), we obtain the corresponding two possible dispersion relations as

$$\beta = -i \frac{\alpha^2}{Re}, \quad -i \frac{Re m/u_0 + \alpha^4}{Re \alpha^2}. \quad (11)$$

The second solution will lead to the instability for a negative  $m$  satisfying  $|m|/u_0 > \alpha^4/Re$ . Note that for real  $\alpha$ , there are always appropriate values of  $m$  leading to instability in both Keplerian and plane Couette flows. For negative  $m$ , the Keplerian flows remain unstable upto  $|\alpha| \rightarrow 0$ , as shown in Fig. 4, unlike the positive  $m$  cases.

## 3.2. Evolution of perturbations with spherical modes

In this section we show that there are other perturbation modes also which are linearly unstable. Here we show this for spherical modes as an example. However, such perturbation modes might be taken only under the assumption that they do not get distorted much due to shear, which may not be completely correct (Afshordi et al. 2005; Mukhopadhyay et al. 2005; Nath & Mukhopadhyay 2015). Writing down equations (4) and (5) for spherical wave (i.e.  $k_x = k_y = k_z = k/\sqrt{3}$ ), we obtain the equations involving the evolution of mean values of perturbations in the

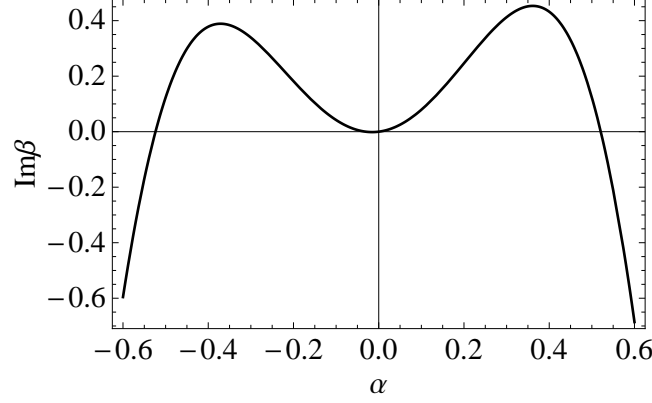


FIG. 5.— Relationship between  $\alpha$  and the imaginary part of  $\beta$ , for spherical perturbation in Case I with  $Re = 10^7$ . We consider  $q = 1.5$ , however we obtain almost the same results for other admissible values of  $q$ .

presence of noise as

$$2\pi k^3 \frac{\partial \langle \tilde{u} \rangle_{\vec{k}, \omega}}{\partial k} = \left( i\omega k^2 - \frac{4\pi k^2}{3} - \frac{k^4}{Re} \right) \langle \tilde{u} \rangle_{\vec{k}, \omega} + \frac{2ik}{\sqrt{3}q} \langle \tilde{\zeta} \rangle_{\vec{k}, \omega} + m\delta(\vec{k})\delta(\omega), \quad (12)$$

$$2\pi k \frac{\partial \langle \tilde{\zeta} \rangle_{\vec{k}, \omega}}{\partial k} = -\frac{ik}{\sqrt{3}} \left( 1 - \frac{2}{q} \right) \langle \tilde{u} \rangle_{\vec{k}, \omega} + \left( i\omega - \frac{k^2}{Re} \right) \langle \tilde{\zeta} \rangle_{\vec{k}, \omega} + m\delta(\vec{k})\delta(\omega). \quad (13)$$

Substituting the trial solutions for  $\langle u \rangle$  and  $\langle \zeta \rangle$ , as described above equation (6) but replacing vertical  $\alpha$  by spherical  $\alpha$ , in equations (12) and (13), and integrating with respect to  $\vec{k}$  and  $\omega$  we obtain

$$6\pi\alpha^2 u_0 = \left( i\beta\alpha^2 - \frac{4\pi\alpha^2}{3} - \frac{\alpha^4}{Re} \right) u_0 + \frac{2i\alpha}{\sqrt{3}q} \zeta_0 + m, \quad (14)$$

$$2\pi\zeta_0 = -\frac{i\alpha}{\sqrt{3}} \left( 1 - \frac{2}{q} \right) u_0 + \left( i\beta - \frac{\alpha^2}{Re} \right) \zeta_0 + m. \quad (15)$$

### 3.2.1. Case I

Now eliminating  $m$  from equations (14) and (15) and assuming  $\zeta_0 = iu_0$  we obtain the dispersion relation

$$6\pi\alpha^2 - \left( i\beta\alpha^2 - \frac{4\pi\alpha^2}{3} - \frac{\alpha^4}{Re} \right) + \frac{2\alpha}{\sqrt{3}q} = 2\pi i + \frac{i\alpha}{\sqrt{3}} \left( 1 - \frac{2}{q} \right) + \left( \beta + \frac{i\alpha^2}{Re} \right) \quad (16)$$

Figure 5 shows the ranges of  $\alpha$  giving rise to linear instability. It is easy to understand that similar results could be obtained with the choice of unequal ensemble averages of white noise in equations (14) and (15) and a more general phase difference between  $\zeta_0$  and  $u_0$ .

### 3.2.2. Case II

For a given  $u_0$  and  $m$ , after eliminating  $\zeta_0$  from equations (14) and (15), we obtain a dispersion relation between  $\alpha$  and  $\beta$  for spherical perturbation as

$$\begin{aligned} & \alpha^2\beta^2 + i\beta \left( \frac{2\alpha^4}{Re} + \frac{28\pi\alpha^2}{3} + \frac{m}{u_0} \right) + \frac{2}{3q} \left( 1 - \frac{2}{q} \right) \alpha^2 \\ & - \left( 2\pi + \frac{\alpha^2}{Re} \right) \left( \frac{22\pi\alpha^2}{3} + \frac{\alpha^4}{Re} \right) - \left( 2\pi + \frac{\alpha^2}{Re} - \frac{2i\alpha}{\sqrt{3}q} \right) \frac{m}{u_0} = 0. \end{aligned} \quad (17)$$

In Fig. 6, for  $m/u_0 = 10^8$  and different values of  $Re$ , we show that for Keplerian flows, there are several spherical modes, for which the mean values of perturbations grow exponentially, just like Fig. 2 shows the same for vertical perturbations.

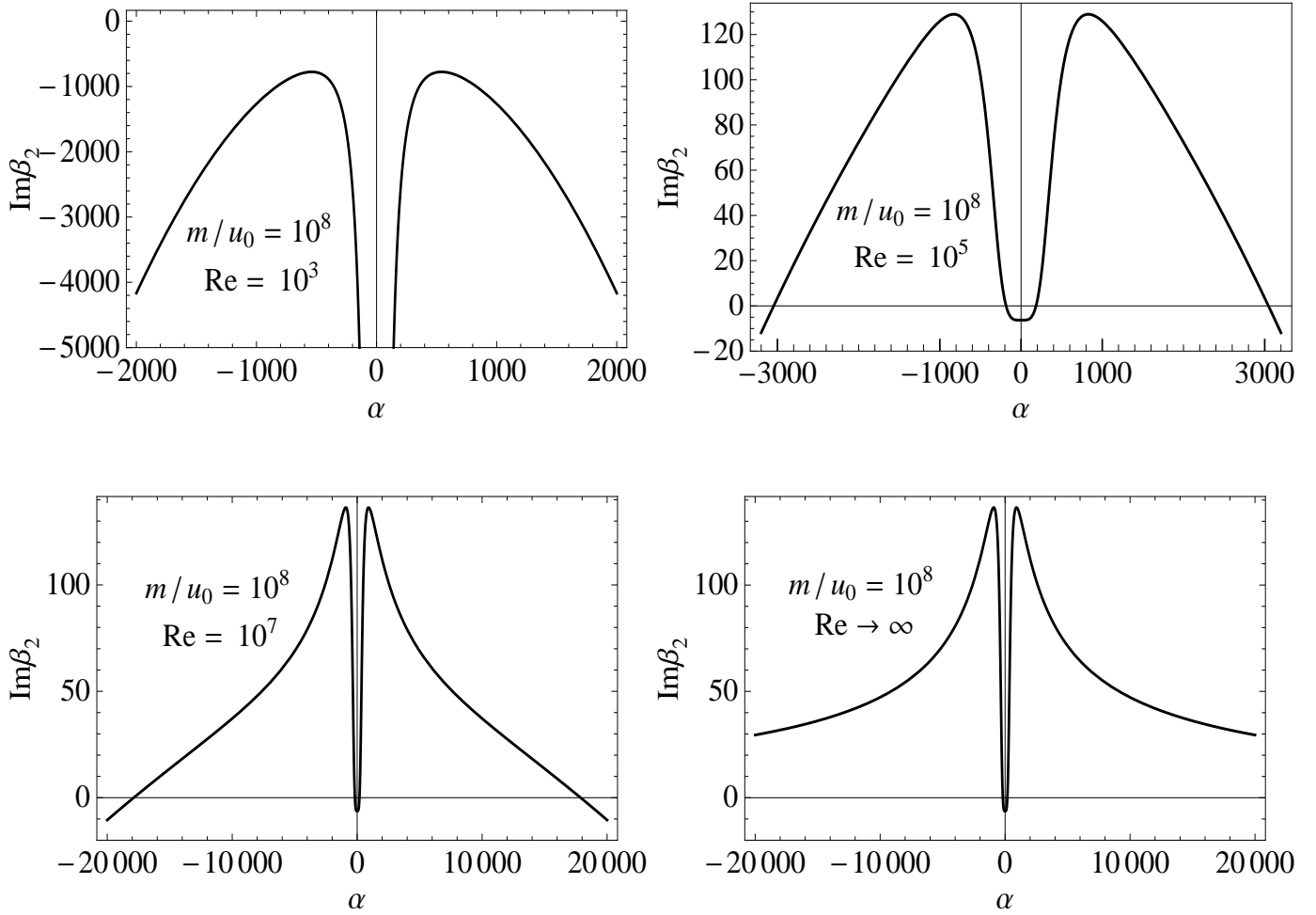


FIG. 6.— Relationship between  $\alpha$  and the imaginary part of one of the solutions of  $\beta$ , for spherical perturbation in Case II. We consider  $q = 1.5$ , however we obtain almost the same results for other admissible values of  $q$ . Other solution of  $\beta$  is stable.

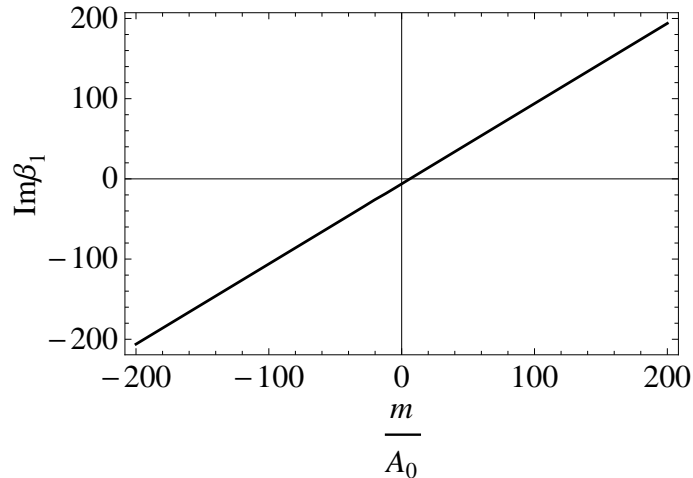


FIG. 7.— Relationship between  $m/A_0$  and the imaginary part of the solutions of  $\beta$ , for spherical perturbation in Case III. We consider  $q = 1.5$ , however we obtain almost the same results for other admissible values of  $q$ .

### 3.2.3. Case III

In Fig. 7, we show how spherical perturbation modes in Keplerian flows vary with  $m/A_0$ . This is very similar to as shown in Fig. 3 for vertical perturbations, except that the modes are stable for a very small but non-zero  $m/A_0$ , while for vertical perturbation the modes remain unstable for  $m/A_0 \rightarrow 0$ .

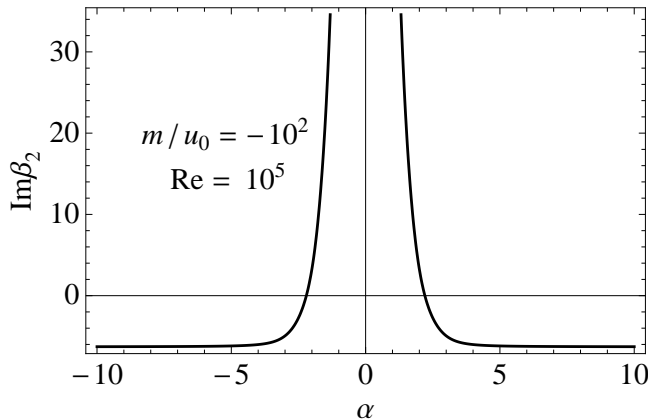


FIG. 8.— Relationship between  $\alpha$  and imaginary part of one of the solutions of  $\beta$ , for spherical perturbation in Case II, where  $q = 1.5$ . It shows the unstable modes for negative  $m$  (drift velocity).

### 3.2.4. Plane Couette flow and negative $m$

For plane Couette flows, making  $q \rightarrow \infty$  in equation (17), we obtain the corresponding dispersion relation as

$$\beta = -i \frac{2\pi Re + \alpha^2}{Re}, \quad -i \frac{3Rem/u_0 + 22\pi Re\alpha^2 + 3\alpha^4}{3Re\alpha^2}. \quad (18)$$

While the first root always corresponds to the stable mode for a real  $\alpha$ , the second one will lead to the unstable solution for a negative  $m$  satisfying  $|m|/u_0 > 22\pi\alpha^2/3 + \alpha^4/Re$ . Figure 8 shows that for spherical perturbations, the Keplerian flows remain unstable upto  $|\alpha| \rightarrow 0$ , as shown in Fig. 4 for vertical perturbation cases.

## 4. RELEVANCE OF WHITE NOISE IN THE CONTEXT OF SHEAR FLOWS

Now we shall discuss that how relevant and how likely the white noise is to be present in shear flows. The Rayleigh stable flows under consideration have a background shear profile, with some molecular viscosity however small that may be, and hence some drag (e.g., in protoplanetary disks, it could be due to the drag between gas and solid particles). For plane Couette flow, such shear is driven in the fluids by moving the boundary walls by externally applied force. If the external force (cause) is switched off, the shearing motion (effect) dies out. Similarly, in accretion disks, the central gravitational force plays the role of driving force (cause) producing differential velocity (shear) in the flow. Hence, by fluctuation-dissipation theorem of statistical mechanics (see, e.g., Miyazaki & Bedeaux 1995; Lukić et al. 2005), there must be some thermal fluctuations in such flows, with some temperature however low be, and that cause the fluid particles to have Brownian motion. Therefore the time variation (derivative) of this Brownian motion, which is defined as white noise, plays the role of extra stochastic forcing term in the Orr-Sommerfeld equations (equations (1), (2)) which are present generically, in particular when perturbation is considered.

Now, due to the presence of background shear in some preferential direction, it is very likely for the fluid particles to have Brownian motion with nonzero drift, however small it may be. The detailed technical description of generation of white noise (with zero and nonzero mean) from Brownian motion has been included in Appendix. Therefore, if  $X(t)$  is the random displacement variable of a Brownian motion with drift coefficient  $m$ , its probability density function  $P(X(t))$  can be written as

$$P(X(t)) = \frac{1}{\sqrt{2\pi t}\sigma} \exp \left[ -\frac{(X(t) - mt)^2}{2\sigma^2 t} \right], \quad (19)$$

where  $\sigma\sqrt{t}$  is the standard deviation of the distribution and  $t$  the time. Taking the stochastic time derivative of  $X(t)$ , we obtain the white noise process which we denote by  $\eta(t)$  ( $= \dot{X}(t)$ ). Since the stochastic variable  $X(t)$  is not differentiable in the usual sense, we consider a finite difference approximation of  $\eta(t)$  using a time interval of width  $\Delta t$  as

$$\eta_{\Delta t}(t) = \frac{X(t + \Delta t) - X(t)}{\Delta t}. \quad (20)$$

Therefore, the presence of infinitesimal molecular viscosity (and shear), which is there always, would be enough just to give rise to a nonzero (infinitesimal) temperature, leading to thermal noise which can do the rest of the job of governing instability. Note that a very tiny mean noise strength, due to tiny asymmetry in the system, is enough to lead to linear instability, as demonstrated in previous sections. Here, the externally applied force (for plane Couette) or the force arising due to the presence of strongly gravitating object (accretion disk) introduces the asymmetry in the system, just like, e.g., the Brownian ratchets which has several applications in soft condensed matter and biology (see, e.g., Oudenaarden & Boxer 1999). The measure of asymmetry and drag determines the value of  $m$ , which furthermore controls the growth rate of perturbation. The corresponding power spectrum appears to be almost flat/constant (for ideal white noise it is purely flat). Although in our chosen shearing box, the azimuthal direction is assumed to be



periodic, every such small box always encounters drag and hence thermal fluctuation, which assures the presence of nonzero mean noise. As a result, every such sharing box reveals exponential growth of perturbation.

## 5. DISCUSSION AND CONCLUSIONS

We have shown that linearly perturbed hydrodynamic apparently Rayleigh stable rotating shear flows, including accretion disks, and plane Couette flow, driven stochastically, can indeed be unstable, since the averaged values of the perturbations grow exponentially. Due to background shear and hence drag, thermal fluctuations arise in these flows which induce Brownian motion of the fluid particles and hence stochastic forcing by white noise. Therefore the accretion flows, in particular due to perturbation, are inevitably driven by white noise which cannot be neglected. It is indeed shown in experiments that the stochastic details decide whether turbulence will spread or eventually decay (Avila et al. 2011), which furthermore argues for the determining factor played by stochastic forcing, which we demonstrate here for the first time. Since the forcing term in this system is a random variable, the solutions of the perturbations  $u(\vec{x}, t), \zeta(\vec{x}, t)$  are also random variables and hence have some distributions whose averaged values are investigated. Hence, we have shown that even in the absence of magnetic field, accretion disks can be made unstable and plausibly turbulent if they are driven by stochastic noise which is very likely to be present in the disks due to thermal fluctuations. In fact, we argue that neglecting the stochastic noise in accretion flows and any other shear flows is vastly an inappropriate assumption. This is because, some shear is always there (because those are always driven externally by definition), which leads to some temperature (however be the magnitude) and a small temperature is enough to reveal stochastic noise, which is the basic building block of our work. Hence, the presence of (asymmetric) drag and stochastic noise in shearing flows is inherent. Hence, this work inevitably presents the origin of pure hydrodynamic instability of rotating shear flows and plane Couette flow. Therefore, this sheds enormous light on to the understanding of formation of planets and stars.

Evidently this mechanism works for magnetized shear flows as well, because thermal fluctuations are available there also. For example, a background field of the order of unity with  $m/A_0 \sim 10^8$  can easily lead to unstable modes of perturbation for  $\alpha \gtrsim 5$  in the limit of very large  $Re$  and  $Rm$  which is the case in accretion disks. In future, we will report this result in detail. Indeed, earlier we studied stochastically driven magnetized flows and showed them to be plausibly unstable and turbulent by calculating the correlation functions of perturbations (Nath et al. 2013; Nath & Chattopadhyay 2014). Hence the pure hydrodynamic instability explored here is generic. This is, to the best of our knowledge, the first solution to the century old problem of hydrodynamic instability of apparently Rayleigh stable flows. In due courses, one has to investigate how exactly the required value of stochastic forcing strength could be arised in real systems and if the growth rates of unstable modes could adequately explain data. In certain cases, only high  $Re$  reveals instability which might be difficult to achieve in laboratory experiments and numerical simulations as of now.

## APPENDIX

### GENERATION OF WHITE NOISE FROM RANDOM WALK VIA BROWNIAN MOTION

We have assumed here that the white noise has a nonzero mean value.

The term *white noise* is ambiguous. To shed light on this matter, here we point out the two definitions of white noise. Brown (1983) defines it as

“. . . a stationary random process having a constant spectral density function.”.

Papoulis (1991) defines it as

“We shall say that a process  $v(t)$  is white noise if its values  $v(t_i)$  and  $v(t_j)$  are uncorrelated for every  $t_i$  and  $t_j \neq t_i$ :  $C(t_i, t_j) = 0, t_i \neq t_j$ .”.

The following subsections explore the implications of each definition with respect to the mean of the resulting process.

*White noise as a stochastic process with constant power spectral density (Brown’s definition)*

Let  $X(t)$  is an *ergodic stochastic process* with the property that it has a constant power spectral density, i.e.

$$\Phi_{xx}(\omega) = \alpha, \quad (\text{A1})$$

where  $\Phi_{xx}(\omega)$  is the power spectral density of the random variable  $X(t)$  and  $\alpha$  is a constant. Then the corresponding autocorrelation function for the process is

$$E[X(t)X(t + \tau)] = \Phi_{xx}(\tau) = \alpha\delta(\tau), \quad (\text{A2})$$

by taking inverse Fourier transform of  $\Phi_{xx}(\omega)$ , where  $E[\cdot]$  denotes the expectation value. Now let us assume that  $X(t)$  is a zero mean white noise process and  $Y(t) = X(t) + m$  is a nonzero mean process. Then

$$\Phi_{yy}(\tau) = E[Y(t)Y(t + \tau)] = E[(X(t) + m)(X(t + \tau) + m)] = \alpha\delta(\tau) + m^2. \quad (\text{A3})$$

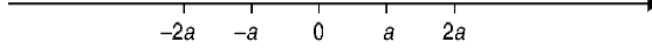


FIG. 9.— A diagram of an one dimensional random walk.  
Therefore

$$\Phi_{yy}(\omega) = \alpha + 2\pi m^2 \delta(\omega), \quad (\text{A4})$$

which is not constant, thus  $Y(t)$  violates the requirement of the white noise process by this definition.

*White noise as an uncorrelated stochastic process (Papoulis' definition)*

Representing the Papoulis' definition of white noise in our notations, we can write, a stochastic process  $X(t)$  is called a white noise process if any two distinct random variables of this stochastic process are independent and uncorrelated, i.e., the autocovariance function  $C(X(t), X(t + \tau)) = 0$  when  $\tau \neq 0$ . In mathematical notation,

$$\begin{aligned} C(X(t), X(t + \tau)) &= E[(X(t) - m_t)(X(t + \tau) - m_{t+\tau})] \\ &= E[X(t)]E[X(t + \tau)] - m_t m_{t+\tau} \\ &= m_t m_{t+\tau} - m_t m_{t+\tau} = 0, \end{aligned} \quad (\text{A5})$$

where  $m_t$  and  $m_{t+\tau}$  are the corresponding mean values of the random variables  $X(t)$  and  $X(t + \tau)$  respectively. We can write the second equality in equation (A5) since  $X(t)$ , for different values of  $t$ , are independent random variables by definition. *Thus it is not necessary that a white noise process always has to have a zero mean, from Papoulis' definition.* That is, a stochastic process having nonzero mean can be a white noise process according to this definition. *In the present work, we have used Papoulis' definition of white noise which can indeed have a non-zero mean.* Now let us explain why we have chosen Papoulis' definition over Brown's definition.

*Why ideal white noise, having a constant power spectral density, is impossible in reality?*

Let us consider a signal  $f(t)$  with constant power spectral density  $\Phi_{ff}(\omega)$ . That is,

$$\Phi_{ff}(\tau) = E[f(t)f(t + \tau)], \quad (\text{A6})$$

and the Fourier transform of  $\Phi_{ff}(\tau)$  is  $\Phi_{ff}(\omega) = \text{a constant}$ . Now the *Parseval's theorem* tells us that

$$\int_{-\infty}^{\infty} |f(t)|^2 dt = \int_{-\infty}^{\infty} |f(\omega)|^2 d\omega, \quad (\text{A7})$$

where  $f(\omega)$  is the Fourier transform of  $f(t)$ . Since  $\Phi_{ff}(\omega)$  and consequently  $|f(\omega)|^2$  has a constant positive value according to Brown's definition of white noise, the equation (A7) tells us that the total power of the signal is infinity (see, e.g., Gardiner 1985; Kuo 1996; Poor 2013; Zhong 2006; Kile 1995). In mathematical terminology, the energy norm of the signal  $f(t)$  is infinity and hence the function  $f(t)$  is not  $L^2$ -integrable. Therefore, driving a system by a stochastic noise with constant power spectral density is same as injecting infinite amount of energy into the system, which is unphysical (Gardiner 1985).

*Generation of Brownian motion (with zero and nonzero drift) from random walk*

In this section, we outline the derivation of white noise starting from the random walk, via Brownian motion.

Figure 9 shows an array of positions  $ja$  where  $j = 0, \pm 1, \pm 2$ , etc. and  $a$  is the spacing between points. At each interval of time,  $\tau$ , a hop is made with probability  $p$  to the right and  $q = 1 - p$  to the left. The distribution of  $r$ , of hops to the right, in  $N$  steps is given by the Bernoulli distribution

$$P_N(r) = \frac{N!}{r!(N-r)!} p^r q^{N-r}. \quad (\text{A8})$$

The first moment (mean) and the second moment (variance) of the Bernoulli distribution in equation (A8) is given by

$$\begin{aligned} \langle r \rangle &= Np, \\ \langle (\Delta r)^2 \rangle &= Npq. \end{aligned} \quad (\text{A9})$$

A particle that started at 0 and took  $r$  steps to the right and  $N - r$  steps to the left arrives at the position

$$n = r - (N - r) = 2r - N, \quad (\text{A10})$$

with mean value

$$\langle n \rangle = N(2p - 1) = N(p - q). \quad (\text{A11})$$

Notice that, if  $p = q = 1/2$ , or equal probability to jump to the right and the left, the average position after  $N$  steps will remain 0. The second moment about the mean is given by

$$\langle(\Delta n)^2\rangle = 4\langle(\Delta r)^2\rangle = 4Npq. \quad (\text{A12})$$

Therefore, from the central limit theorem, the limiting distribution after many steps is Gaussian, with the first and second moments just obtained (in equations (A11) and (A12)), given by

$$P_N(n) = \frac{1}{\sqrt{2\pi}\sqrt{(4Npq)}} \exp\left\{-\frac{[n - N(p - q)]^2}{8Npq}\right\}. \quad (\text{A13})$$

If we introduce the position and time variables by the relations

$$\begin{aligned} x &= na, \\ N &= t/\tau, \end{aligned} \quad (\text{A14})$$

the moments of  $x$  are given by

$$\begin{aligned} \langle x \rangle &= N(p - q)a = (p - q)at/\tau, \\ \langle(\Delta x)^2\rangle &= 4Npqa^2 = \left(\frac{4pqa^2}{\tau}\right)t = 2Dt. \end{aligned} \quad (\text{A15})$$

The factor 2 in the definition of diffusion coefficient  $D$  is appropriate for one dimension, and would be replaced by  $2d$  if we consider the random walk in a space of dimension  $d$ . Thus the distribution moves with a “drift” velocity

$$v = (p - q)a/\tau, \quad (\text{A16})$$

and spreads with a diffusion coefficient defined by

$$D = \frac{2pqa^2}{\tau}. \quad (\text{A17})$$

Thus the probability distribution of the displacement  $x$  of a particle under this random walk is

$$P(x) = \frac{1}{\sqrt{2\pi t\sigma}} \exp\left[-\frac{(x - vt)^2}{2\sigma^2 t}\right], \quad (\text{A18})$$

where  $\sigma = \sqrt{2D}$ . A stochastic process in which the random variables  $X(t)$ s are stationary and independent and have distribution as in equation (A18), is called a Brownian motion or Wiener process. It is very clear from the equation (A16) that, when  $p = q = 1/2$ , then the drift velocity is 0, which means if some random walk is fully symmetric without any bias, then only we obtain the zero drift velocity of the corresponding Brownian motion (which is known as standard Brownian motion in literature). However, if some process has any asymmetry (for example hydrodynamic flows with shear in a particular direction, bulk hydrodynamic flows, flows under gravity etc.), the random walk of particles in that process will have some bias (i.e.  $p \neq q$ ), which eventually introduces a Brownian motion with *nonzero drift velocity*.

#### *White noise from Brownian motion*

If we take stochastic time derivative of a Brownian motion or Wiener process, we obtain a *white noise* process. If  $X(t)$  is the random displacement variable of a Brownian motion with drift velocity  $m$ , its probability density function  $P(X(t))$  can be written as (using equation (A18))

$$P(X(t)) = \frac{1}{\sqrt{2\pi t\sigma}} \exp\left[-\frac{(X(t) - mt)^2}{2\sigma^2 t}\right], \quad (\text{A19})$$

where  $\sigma\sqrt{t}$  is the standard deviation of the distribution and  $t$  the time. Taking the stochastic time derivative of  $X(t)$ , we obtain the white noise process which we denote by  $\eta(t)$  ( $= \dot{X}(t)$ ). Since the stochastic variable  $X(t)$  is not differentiable in the usual sense, we consider a finite difference approximation of  $\eta(t)$  using a time interval of width  $\Delta t$  as

$$\eta_{\Delta t}(t) = \frac{X(t + \Delta t) - X(t)}{\Delta t}. \quad (\text{A20})$$

Since the stochastic random variables  $X(t)$  corresponding to a Brownian motion process are stationary and independent, from equations (A19) and (A20) we obtain that the white noise process has mean/averaged value  $m$  and variance  $(\sigma^2/\Delta t + 2\sigma^2 t/\Delta t^2)$ . As  $\Delta t \rightarrow 0$ , the variance  $(\sigma^2/\Delta t + 2\sigma^2 t/\Delta t^2) \rightarrow \infty$ , and this white noise tends to the ideal white noise having a constant power spectral density (Kuo 1996). However, since Brownian motion is not differentiable anywhere, the ideal white noise does not exist, as also explained above from the energy norm point of view.

Now we will show that the white noise defined in equation (A20) satisfies the Papoulis' definition of white noise, i.e., the process is an uncorrelated stochastic process. To establish this, let us first note that if  $X(t)$  and  $X(s)$  are two random variables of a Brownian motion with  $s \leq t$ , then

$$\begin{aligned} C(X(t), X(s)) &= E[(X(t) - mt)(X(s) - ms)] \\ &= E[\{(X(t) - mt) - (X(s) - ms) + (X(s) - ms)\}(X(s) - ms)] \\ &= E[\{(X(t) - X(s)) - (mt - ms)\}(X(s) - ms)] + E[(X(s) - ms)^2] \\ &= 0 + \sigma^2 s = \sigma^2 \min\{t, s\}. \end{aligned} \quad (\text{A21})$$

The third equality is possible since  $(X(t) - X(s))$  and  $X(s)$  are independent random variables for a Brownian motion. Having the result of equation (A21) in hand, we now calculate the autocovariance of white noise. It is very easy to verify that the autocovariance function  $C(X, Y)$  of two random variables  $X$  and  $Y$  is a linear function in both of its arguments. Therefore,

$$\begin{aligned} C(\eta_{\Delta t}(t), \eta_{\Delta t}(s)) &= C\left[\frac{X(t + \Delta t) - X(t)}{\Delta t}, \frac{X(s + \Delta t) - X(s)}{\Delta t}\right] \\ &= \frac{1}{\Delta t^2} [C(X(t + \Delta t), X(s + \Delta t)) - C(X(t + \Delta t), X(s)) \\ &\quad - C(X(t), X(s + \Delta t)) + C(X(t), X(s))]. \end{aligned} \quad (\text{A22})$$

When  $|t - s| \leq \Delta t$ , i.e.  $s - \Delta t \leq t \leq s + \Delta t$ , then using equation (A21), from equation (A22) we obtain

$$\begin{aligned} C(\eta_{\Delta t}(t), \eta_{\Delta t}(s)) &= \sigma^2 \frac{1}{\Delta t^2} (\min\{t, s\} + \Delta t - s - t + \min\{t, s\}) \\ &= \sigma^2 \frac{1}{\Delta t} \left\{ 1 - \left( \frac{s + t - 2\min\{t, s\}}{\Delta t} \right) \right\} \\ &= \sigma^2 \frac{1}{\Delta t} \left( 1 - \frac{|t - s|}{\Delta t} \right). \end{aligned} \quad (\text{A23})$$

Now let us consider the cases when  $|t - s| \geq \Delta t$ , i.e. when  $s + \Delta t \leq t$  or  $t + \Delta t \leq s$ . For  $s + \Delta t \leq t$ , equations (A21) and (A22) imply

$$C(\eta_{\Delta t}(t), \eta_{\Delta t}(s)) = \sigma^2 \frac{1}{\Delta t^2} (s + \Delta t - s - (s + \Delta t) + s) = 0, \quad (\text{A24})$$

and also for  $t + \Delta t \leq s$ ,

$$C(\eta_{\Delta t}(t), \eta_{\Delta t}(s)) = \sigma^2 \frac{1}{\Delta t^2} (t + \Delta t - (t + \Delta t) - t + t) = 0. \quad (\text{A25})$$

Therefore,

$$\begin{aligned} C(\eta_{\Delta t}(t), \eta_{\Delta t}(s)) &= \sigma^2 \frac{1}{\Delta t} \left( 1 - \frac{|t - s|}{\Delta t} \right), \text{ when } |t - s| \leq \Delta t \\ &= 0, \text{ otherwise,} \end{aligned} \quad (\text{A26})$$

i.e.  $\eta_{\Delta t}(t)$  and  $\eta_{\Delta t}(s)$  are uncorrelated. Let us define

$$\begin{aligned} t - s = \tau, \text{ and, } \delta_{\Delta t}(\tau) &= \frac{1}{\Delta t} \left( 1 - \frac{|\tau|}{\Delta t} \right), \text{ when } |\tau| \leq \Delta t \\ &= 0, \text{ otherwise.} \end{aligned} \quad (\text{A27})$$

Figure 10 shows the variation of  $\delta_{\Delta t}(\tau)$  for two different small values of  $\Delta t$ . The function  $\delta_{\Delta t}(\tau)$  defined in equation (A27) is an approximation of the well known delta function  $\delta(\tau)$ , because

$$\lim_{\Delta t \rightarrow 0} \delta_{\Delta t}(\tau) = \delta(\tau),$$

as it is seen from Fig. 2. Also the function  $\delta_{\Delta t}(\tau)$  satisfies the integral property of the delta function as shown below,

$$\begin{aligned} \int_{-\infty}^{\infty} \delta_{\Delta t}(\tau) d\tau &= \int_{-\infty}^{\infty} \frac{1}{\Delta t} \left( 1 - \frac{|\tau|}{\Delta t} \right) d\tau \\ &= \frac{1}{\Delta t} \int_{-\Delta t}^0 \left( 1 + \frac{\tau}{\Delta t} \right) d\tau + \frac{1}{\Delta t} \int_0^{\Delta t} \left( 1 - \frac{\tau}{\Delta t} \right) d\tau = 1. \end{aligned} \quad (\text{A28})$$

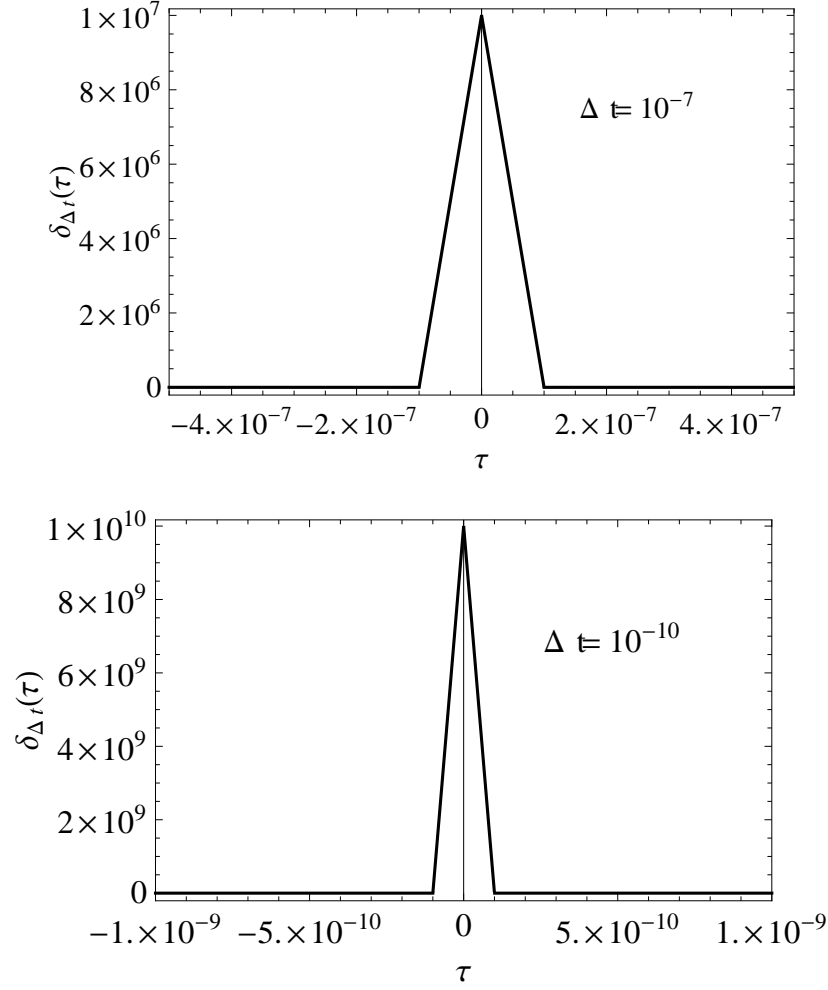


FIG. 10.— Variation of  $\delta_{\Delta t}(\tau)$  for two small values of  $\Delta t$ .

Hence, when  $\Delta t \rightarrow 0$ , from equation (A26) we obtain

$$C(\eta_{\Delta t}(t), \eta_{\Delta t}(s)) = \sigma^2 \delta(\tau) = \sigma^2 \delta(t - s).$$

Therefore, the noise with nonzero mean, obtained from the stochastic time derivative of Brownian motion with nonzero drift, is a white noise process according to the Papoulis' definition and also has the correlators as defined below equation (2).

#### ACKNOWLEDGMENTS

The authors acknowledge partial support through research Grant No. ISTC/PPH/BMP/0362. The authors thank Amit Bhattacharjee of IISc and Debashish Chowdhury of IIT Kanpur for discussions related to possible nonzero mean of white noise and the Brownian ratchets. Thanks are also due to the anonymous referee and Ramesh Narayan of Harvard for suggestions which have helped to improve the presentation of the paper.

#### REFERENCES

- Afshordi, N., Mukhopadhyay, B., & Narayan, R. 2005, ApJ, 629, 373  
 Avila, M. 2012, Phys. Rev. Lett., 108, 124501  
 Avila, M. *et al.* 2011, Science, 333, 192  
 Balbus, S. A. 2011, Nature, 470, 475  
 Balbus, S. A., & Hawley, J. F. 1991, ApJ, 376, 214  
 Balbus, S. A., Hawley, J. F., & Stone, J. M. 1996, ApJ, 467, 76  
 Barker, A. J., & Latter, H. N. 2015, MNRAS, 450, 21  
 Barkley D. *et al.* 2015, Nature, 526, 550  
 Bottin, S., & Chaté, H. 1998, Eur. Phys. J. B, 6, 143  
 Brown, R. G. 1983, *Introduction to Random Signal Analysis and Kalman Filtering.*, John Wiley and Sons  
 Cantwell, C. D., Barkley, D., & Blackburn, H. M. 2010, Phys. Fluid., 22, 034101  
 Chandrasekhar, S. 1960, Proc. Nat. Acad. Sci., 46, 53  
 Dauchot, O., & Daviaud, F. 1995, Phys. Fluids, 7, 335  
 De Dominicis, C., & Martin, P. C. 1979, Phys. Rev. A, 19, 419  
 Dubrulle, B., Dauchot, O., Daviaud, F., Longaretti, P. -Y., Richard, D., & Zahn, J. -P. 2005, Phys. Fluids, 17, 095103  
 Dubrulle, B., Marie, L., Normand, C., Hersant, F., Richard, D., & Zahn, J. -P. 2005, A&A, 429, 1  
 Forster, D., Nelson, D. R., & Stephen, M. J. 1977, Phys. Rev. A, 16, 732  
 Fromang, S., & Papaloizou, J. 2007, A&A, 476, 1113

- Gardiner, C. W. 1985, *Handbook of Stochastic Methods for Physics, Chemistry and Natural Sciences*, 2nd edition, Springer
- Gu, P. -G., Vishniac, E. T., & Cannizzo, J. K. 2000, ApJ, 534, 380
- Hawley, J. F., Balbus, S. A., & Winters, W. F. 1999, ApJ, 518, 394
- Kliemann, W., & Namachchivaya, S. 1995, *Nonlinear Dynamics and Stochastic Mechanics*, CRC Press
- Kim, W. -T., & Ostriker, E. C. 2000, ApJ, 540, 372
- Klahr, H. H., & Bodenheimer, P. 2003, ApJ, 582, 869
- Klahr, H., & Hubbard, A. 2014, ApJ, 788, 21
- Kuo, H. H. 1996, *White Noise Distribution Theory*, CRC Press
- Latter, H. N. 2016, MNRAS, 455, 2608
- Lesur, G., & Longaretti, P. -Y. 2005, A&A, 444, 25
- Lin, M.-K., & Youdin, A. N. 2015, ApJ, 811, 17
- Lukić, B., Jeney, S., Tischer, C., Kulik, A. J., Forró, L., & Florin, E.-L. 2005, Phys. Rev. Lett., 95, 160601
- Lyra, W. 2014, ApJ, 789, 77
- Mahajan, S. M., & Krishan, V. 2008, ApJ, 682, 602
- Marcus, P. S., Pei, S., Jiang, C.-H., & Barranco, J. A. 2015, ApJ, 808, 87
- Marcus, P. S., Pei, S., Jiang, C.-H., & Hassanzadeh, P. 2013, Phys. Rev. Lett., 111, 084501
- Miyazaki, K., & Bedeaux, D. 1995, Physica A, 217, 53
- Mukhopadhyay, B. 2013, Phys. Lett. B, 721, 151
- Mukhopadhyay, B., Afshordi, N., & Narayan, R. 2005, ApJ, 629, 383
- Mukhopadhyay, B., & Chattopadhyay, A. K. 2013, J. Phys. A, 46, 035501
- Mukhopadhyay, B., Mathew, R., & Raha, S. 2011, NJPh, 13, 023029
- Nath, S. K., & Chattopadhyay A. .K. 2014, Phys. Rev. E, 90, 063014
- Nath, S. K., & Mukhopadhyay, B. 2015, Phys. Rev. E, 92, 023005
- Nath, S. K., Mukhopadhyay, B., & Chattopadhyay A. .K. 2013, Phys. Rev. E, 88, 013010
- Nelson, R. P., Gressel, O., & Umurhan, O. M. 2013, MNRAS, 435, 2610
- Paoletti, M. S., van Gils, D. P. M., Dubrulle, B., Sun, C., Lohse, D., & Lathrop, D. P. 2012, A&A, 547, A64
- Papoulis, A. 1991, *Probability, Random Variables, and Stochastic Processes, 3rd ed.*, WCB/McGraw-Hill
- Poor, H. V. 2013, *An Introduction to Signal Detection and Estimation*, Springer Science & Business Media
- Pringle, J. E. 1981, ARA&A, 19, 137
- Pumir, A. 1996, Phys. Fluids, 8, 3112
- Richard, S., Nelson, R. P., & Umurhan, O. M. 2016, MNRAS, 456, 3571
- Richard, D., & Zahn, J. -P. 1999, A&A, 347, 734
- Rudiger, G., & Zhang, Y. 2001, A&A, 378, 302
- Shakura, N. I., & Sunyaev, R. A. 1973, A&A, 24, 337
- Stoll, M. H. R., & Kley, W. 2014, A&A, 572, A77
- Stoll, M. H. R., & Kley, W. 2016, arXiv:1607.02322
- Trefethen, L. N., Trefethen, A. E., Reddy, S. C., & Driscoll, T. A. 1993, Science, 261, 578
- van Oudenaarden, A., & Boxer, S. G. 1999, Science, 85, 1046
- Umurhan, O. M., Nelson, R. P., & Gressel, O. 2016, A&A, 586, A33
- Velikhov, E. 1959, J. Exp. Theor. Phys., 36, 1398
- Yecko, P. A. 2004, A&A, 425, 385
- Zhong, W. X. 2006, *Duality System in Applied Mechanics and Optimal Control*, Springer Science & Business Media