

PageRank in Malware Categorization

BooJoong Kang, Suleiman Yerima, Kieran McLaughlin, Sakir Sezer

Queen's University Belfast

Northern Ireland Science Park, Queen's Road, Queen's Island,

Belfast, Northern Ireland, United Kindom, BT3 9DT

+44 (0) 28 9097 1745

{b.kang, s.yerima, kieran.mclaughlin, s.sezer}@qub.ac.uk

ABSTRACT

In this paper, we propose a malware categorization method that models malware behavior in terms of instructions using *PageRank*. *PageRank* computes ranks of web pages based on structural information and can also compute ranks of instructions that represent the structural information of the instructions in malware analysis methods. Our malware categorization method uses the computed ranks as features in machine learning algorithms. In the evaluation, we compare the effectiveness of different *PageRank* algorithms and also investigate bagging and boosting algorithms to improve the categorization accuracy.

CCS Concepts

• Security and privacy → Intrusion/anomaly and malware mitigation → Malware and its mitigation.

Keywords

Malware categorization; malware classification; PageRank; dynamic analysis.

1. INTRODUCTION

Malware detection and classification play a very important part in malware defense. Malware categorization is a malware classification technique that classifies malware into certain categories [1]. For example, multiple malware can be classified as a single malware family or a single type of malware (e.g. *Trojan*). Malware categorization can be used to discover similar malware, or groups of unknown malware, and analysts can use this additional information in further investigations on the malware. Since malware categorization can be also extended to malware detection, malware categorization can play an important role in malware defense.

Previous studies on malware categorization investigated various characteristics of malware and proposed categorization methods utilizing those characteristics. Malware is a program that consists of instructions and the instructions define the behavior of the malware. Therefore, many existing methods proposed various forms of instruction information such as instruction sequence, frequency and etc. Malware variants in the same malware family tend to reuse the original code and be written in the same development environment such as editors and compilers. Compiling the reused code with the same compiler will produce the same result, i.e. the same low-level instructions in the same structure. Some malware, which are classed as the same malware type (e.g. *Trojan*), have similar purposes and sometimes behave in the same way. Because of similar functionalities, those malware may share similar code.

Over the last few years, many research efforts have been conducted on developing automatic malware categorization

systems. Various features have also been researched including instruction frequency [4-7] and sequence [8-11], control flow graph [12-14] and so on. Since a *PageRank*-based software analysis method [15] has been proposed, there is a need for investigation on *PageRank* in malware analysis.

In this paper, we propose a malware categorization method that models malware behavior in terms of instructions using *PageRank*. *PageRank* [2] is a graph-based ranking technique that computes ranks of nodes representing an importance of each node based on the structural information between nodes. A Windows-based malware can be disassembled into a set of code that consists of assembly instructions (hereafter instructions) and graphs, where a node is an instruction and an edge represents a sequence of two instructions, can be generated from the code. Ranks of instructions can be computed using *PageRank* and the ranks will be different between different malware. We investigate a number of existing *PageRank* algorithms [2-3] and compare the performance of the algorithms for malware categorization.

The remainder of this paper is organized as follows. Section 2 summarizes the related work. Section 3 describes our proposed malware categorization method with a number of existing *PageRank* algorithms. Section 4 evaluates our proposed method. Finally, Section 6 concludes the paper and outlines avenues for future work.

2. RELATED WORK

For many years, malware categorization has been done by human analysts but the manual analysis is time-consuming and labor-intensive [1]. Thus there has been a need for automatic malware categorization methods. One of the most essential parts in malware categorization is the feature extraction and several features have been proposed.

Since Bilar [4] discovered that the distribution of instruction frequency varies in different groups of malware, several methods have been proposed based on instruction frequency. Rad et al. [5] compute *Minkowski-form distance* of instruction frequency vectors to measure function similarities of malware variants. Ye et al. [1] applies term frequency and inverse document frequency (*TF-IDF*) to instruction frequency before clustering. Santamarta [6] extracts instruction frequency from the first 150 executed instruction as dynamic analysis in the proposed polymorphic engine classification method with neural pattern recognition. Kang et al. [7] compared the categorization accuracy of the original and repetition filtered frequencies generated from dynamic analysis. However, frequency information can be easily manipulated by obfuscation techniques.

Several efforts have also been done to use structural information as a countermeasure of obfuscation techniques. *N*-gram-based methods [8-11] have been proposed to use sequence information

and the methods mostly focus on signature generation. Santos et al. [11] extract n-gram frequency of instructions for malware classification. However, n-gram-based methods will face a very high dimension feature space.

Control flow graph (CFG) analysis is another key commonly used in malware defense methods. A CFG represents a function and a program consists of multiple CFGs. Since maximum common sub-graph isomorphism is NP-complete, it is infeasible to compare CFGs directly. Gao et al. [12] use basic block comparison and Cesare et al. [13] use *edit distance* of strings generated from CFGs. Briones et al. [14] express a CFG in 3-tuple: the number of basic blocks, the number of edge and the number of sub-calls. However, CFG processing is time-consuming and the abstraction of CFGs loses good information for malware analysis.

PageRank [2] is a graph-based ranking technique and adopted in software analysis by Chae et al. [15] for the first time. They apply PageRank on CFGs to compute ranks of system calls for software plagiarism detection. However, there is no further research on PageRank in malware analysis. In this paper, we focus on instructions instead and investigate different PageRank algorithms for malware categorization.

3. PROPOSED METHOD

In this section, we explain the basic idea of PageRank and present two PageRank algorithms used in our proposed malware categorization method. We also describe how to apply PageRank to our malware categorization method.

3.1 PageRank

PageRank [2] is a graph-based ranking technique used to sort web pages in Google search engine. The basic idea of PageRank is that highly linked pages are more ‘important’ than pages with few backlinks and pages linked by highly ranked pages are more ‘important’ than pages linked by less ‘important’ pages. Based on this idea, PageRank gives a page a high rank if the sum of the ranks of its backlinks is high. Figure 1 shows an example of PageRank. In the graph of Figure 1, nodes and edges represent pages and links, respectively. Backlinks of a page x are the pages that have a link to the page x . The page E has more backlinks than the page D but the page A , which has a link to the page D , is a more ‘important’ page than the other pages B and C . Therefore, PageRank considers the page D more ‘important’ than the page E . The rank of a page x , $PR(x)$, is given as follows:

$$PR(x) = (1 - d) + d \sum_{v \in B(x)} \frac{PR(v)}{L(v)} \quad (1)$$

$B(x)$ denotes the set of backlinks of the page x and $L(v)$ denotes the number of links of page v . The parameter d is a damping factor which is proposed for the random surfer model. The

Permission to make digital or hard copies of all or part of this work for personal or classroom use is granted without fee provided that copies are not made or distributed for profit or commercial advantage and that copies bear this notice and the full citation on the first page. Copyrights for components of this work owned by others than ACM must be honored. Abstracting with credit is permitted. To copy otherwise, or republish, to post on servers or to redistribute to lists, requires prior specific permission and/or a fee. Request permissions from Permissions@acm.org.

RACS'15, October 9–12, 2015, Prague, Czech Republic.

© 2015 ACM. ISBN 978-1-4503-3738-0/15/10 ...\$15.00.

DOI: <http://dx.doi.org/10.1145/xxxxxxx.xxxxxxx>

parameter d is the likelihood of users following the links instead of random jumps and can be set between 0 and 1. Lower values of d denote more random jumps and vice versa.

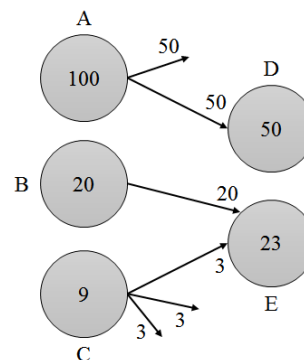


Figure 1. PageRank

There is a modified algorithm of PageRank, called PageRank based on visits of links (VOL) [3], which assumes that highly visited links are more ‘important’ than links with few visits. In VOL, the rank of a page is divided differently based on the number of visits for each link while the rank is evenly divided in the original PageRank. Figure 2 shows an example of VOL where the underlined number is the number of visits. The page D gets $20 (= 2 * 100 / 10)$ from the page A because users only visit twice on this link. VOL considers the page E to be more ‘important’ than the page D while PageRank considered the page D more ‘important’.

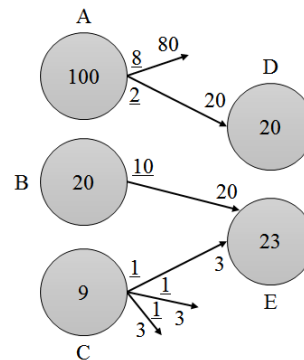


Figure 2. Visits of Links

In VOL, the rank of a page x , $VOL(x)$, is given as follows:

$$VOL(x) = (1 - d) + d \sum_{v \in B(x)} \frac{V(x)VOL(v)}{TV(v)} \quad (2)$$

$V(x)$ denotes the number of visits of the link from the page v to the page x and $TV(v)$ denotes the total number of visits of all links from the page v .

3.2 PageRank in Malware Categorization

Just as web pages can be structured by links, instructions similarly construct a program by control flows. Ranks of instructions can be computed by PageRank and the computed ranks will be different if control flows are different because the rank highly depends on the structural information. This is the basic idea of our malware categorization method. A graph, where nodes represent instructions and edges represent control flows, can be generated from a malware sample and ranks of instruction can be computed

by *PageRank* based on the generated graph. Malware of the same malware type or family is expected to show a similar distribution of ranks by *PageRank* and vice versa. Figure 3 shows an example of an instruction sequence and its graph for *PageRank*.

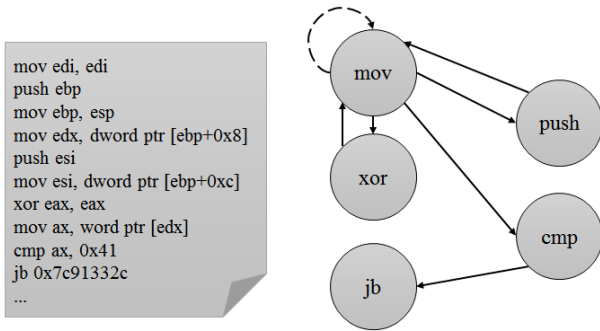


Figure 3. PageRank of Instruction Sequence

A node is created for each instruction and an edge is created for each *2-gram* of instructions in the instruction sequence, such as ‘*mov-push*’, ‘*push-mov*’ and so on. A *2-gram* of instructions is a pair of two consecutive instructions in the instruction sequence and represents a control flow of the two instructions. By creating edges in this manner, the entire control flows of the instruction sequence can be represented in a graph. When a single instruction is repeated and constructs a *2-gram* like ‘*mov-mov*’, a self-visit edge can be created as drawn as a dashed arrow. This self-visit information is not considered in the existing *PageRank* algorithms and we will investigate the impact of the self-visit information in the evaluation. As shown in Figure 4, the number of visits can be counted for *VOL*. The two equations (1-2) can be used to compute ranks of instructions without any modification on the algorithm.

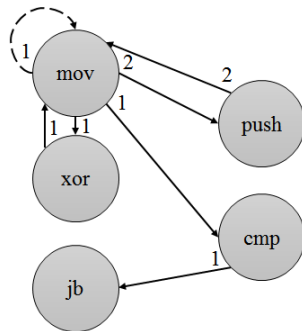


Figure 4. VOL of Instruction Sequence

Instructions can be extracted in a static or dynamic approach. In the static approach, a disassembler can be used to translate machine code into assembly language but packing techniques make the translation hard or impossible. In the dynamic approach, a malware sample can be executed in a controlled environment such as emulation, instrumentation or debugging. Packing might not be an issue in the dynamic approach, but anti dynamic techniques also exist such as anti-debugging, anti-virtual-machine techniques. In our proposed method, instrumentation is chosen to defeat packing techniques. As a result of instrumentation, a sequence of executed instructions can be extracted from each malware and *PageRank* algorithms can be applied to the graph which is generated from the sequence of executed instructions.

After computing ranks of instructions, we can represent the ranks in a vector as an instance of a single malware sample. By processing the above process on every malware sample, we can

get rank vectors and use the vectors as input of machine learning algorithms in our proposed malware categorization method.

4. EVALUATION

In this section, we evaluate the *PageRank* algorithms: the original *PageRank* (*PR*) and *VOL*. We also investigate the impact of the self-visit information in the both algorithms. We use 6,721 malware samples from *VxHeaven* [16] that consist of 26 malware families and 9 malware types as shown in Table 1.

Table 1. Malware Samples

Type	Family	# of Variants
Backdoor	Agobot	296
	Aimbot	93
	Bifrose	148
	Hupigon	334
	IRCBot	140
	PcClient	66
	Rbot	1,141
Trojan	SdBot	863
	Dialer	194
Trojan-Downloader	StartPage	216
	Banload	321
	Dadobra	211
	Dyfuca	77
	INService	113
	IstBar	235
Trojan-PSW	Swizzor	95
	LdPinch	116
	Lmir	458
	Nilage	108
Trojan-Spy	QQPass	136
	Bancos	109
Email-Worm	Banker	754
IM-Worm	Bagle	128
Net-Worm	Kelvir	105
P2P-Worm	Mytob	107
	SpyBot	157
Total		6,721

For each malware, we traced the execution of malware using *Inter Pin* [17] and extracted executed instructions, up to five million instructions. As shown in Figure 3, an instruction consists of a single opcode and multiple operands and some instructions include prefixes, such as ‘lock’ and ‘rep’, or no operand. We only extracted mnemonics, such as ‘mov’ and ‘push’, from each instruction and generated a sequence of mnemonics which are executed by the investigated malware. We generated a graph for each malware using its executed mnemonic sequence and we applied *PageRank* algorithms on each generated graph and compared the performance of malware type and family classification between the *PageRank* algorithms using *random forest* (*RF*) [18] which showed good performance in several previous work [7]. We also investigated three meta-classifiers to improve the classification accuracy: *bagging* [19], *AdaBoostM1*

[20] and *MultiBoostAB* [21]. We utilized *WEKA Error! Reference source not found.* to use the machine learning algorithms in the evaluation and used *f-measure*, which is the harmonic mean of *recall* and *precision Error! Reference source not found.*, to compare the classification accuracy. *10-fold cross-validation* is also used.

First, we evaluate the impact of the parameter *d* using *RF*. Figure 5 shows the accuracy of malware categorization: (a) malware type classification and (b) malware family classification. *SPR* and *SVOL* utilize the self-visit information while *PR* and *VOL* ignore it. We set the number of trees to 10 in *RF*. As shown in Figure 5, the classification accuracy tends to be increased as the parameter *d* is increased. As described in section 3.1, the parameter *d* is the likelihood of users' following the links instead of random jumps which are "interrupts" in the program execution. Therefore, this tendency tells us that "interrupts" were rare in the malware executions. In most cases of our evaluation, it showed the best classification accuracy when we use 1 as the parameter *d*.

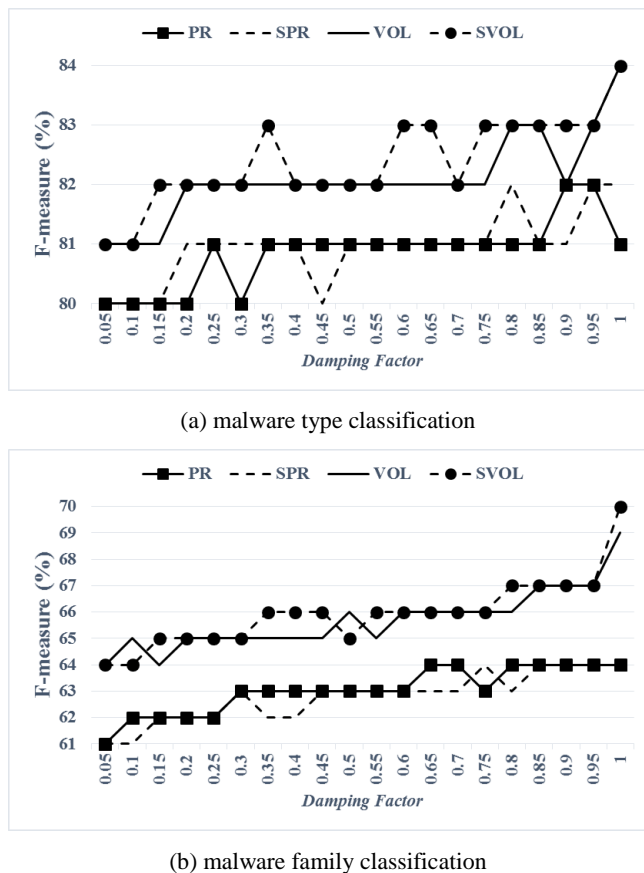


Figure 5. Malware categorization with Random Forest

We also investigated bagging and boosting algorithms to improve the classification accuracy of *RF*. The bagging and boosting algorithms will repeat the tree construction of *RF* to construct better trees. *Bagging* iterates classifier learning with different training sets, called bags, to reduce variance. In the evaluation, the size of bag and the number of iterations are set to 100% and 10, respectively. *Boosting* also reduces bias primarily and variance by iterating classifier learning and focusing on misclassified instances in every iteration. *AdaBoostMI* boosts a nominal class classifier and *MultiBoostAB* is an extension of *AdaBoost*, combining bagging's superior variance reduction. In the both

boosting algorithms, the number of iterations is set to 10. We used default settings of *WEKA*.

MultiBoostAB shows the best classification accuracy in most cases. *SVOL* is the best *PageRank* algorithm which shows the best classification accuracy with *MultiBoostAB*: 85% in malware type classification and 72% in malware family classification.

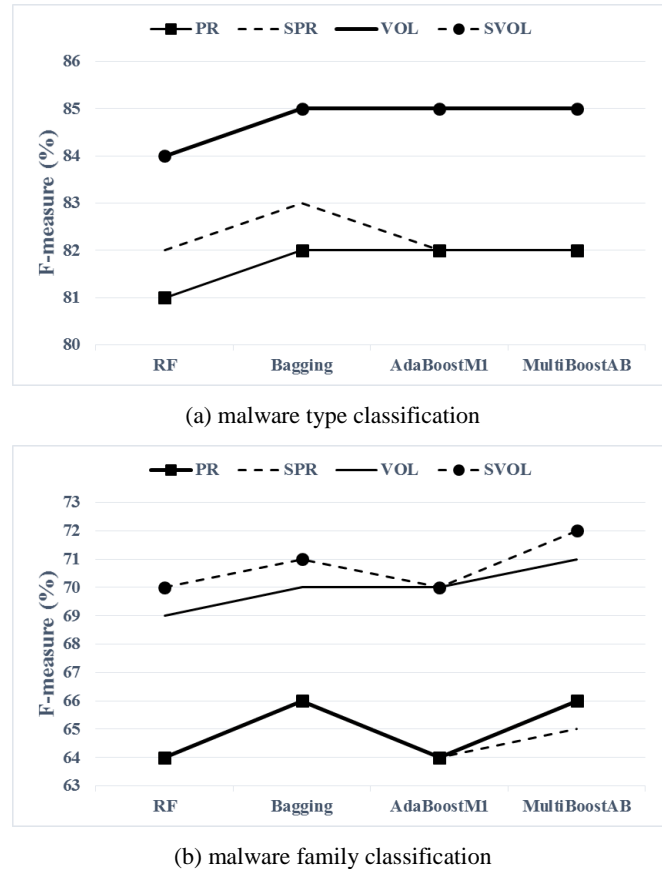


Figure 6. Bagging and Boosting

Table 2 shows the elapsed time for training and testing in *SVOL*. Bagging and boosting algorithms consumed more time compared to *RF*. It was a few seconds in this evaluation but it might not be fast enough in real situations. We need to decide which one is more important between the accuracy and the speed when we choose a good classifier.

Table 2. Training and Testing Time (sec.)

Classifiers	Malware Type Classification	Malware Family Classification
<i>RF</i>	0.69 / 0.0	0.98 / 0.0
<i>Bagging</i>	5.60 / 0.03	7.97 / 0.04
<i>AdaBoostMI</i>	6.56 / 0.03	8.18 / 0.03
<i>MultiBoostAB</i>	5.88 / 0.03	8.92 / 0.04

5. CONCLUSION

In this paper, we proposed *PageRank*-based malware categorization method that classifies malware types or families. First, we described how to utilize *PageRank* algorithms in malware categorization. A graph can be constructed from a sequence of executed instructions and ranks of the executed instructions can be computed by applying *PageRank* algorithms

on the constructed graph. We can use the computed ranks as features in machine learning algorithms for malware categorization. In the evaluation, *MultiBoostAB* with *SVOL* showed the best classification accuracy but *RF* with *SVOL* also showed good classification accuracy and speed. This result shows that the use of the self-visit information can improve the classification accuracy of malware categorization. As future work, we will extend our proposed method to malware classification and investigate different machine learning algorithms.

6. REFERENCES

- [1] Ye, Y., Li, T., Chen, Y., and Jiang, Q. 2010. Automatic malware categorization using cluster ensemble. In Proceedings of the 16th ACM SIGKDD International Conference on Knowledge Discovery and Data Mining, Washington, DC., USA, 95-104.
- [2] Page, L., Brin, S., Motwani, R. and Winograd, T. 1998. The PageRank citation ranking: bringing order to the web. Technical Report, Stanford InfoLab.
- [3] Kumar, G., Duhan, N., and Sharma, A. K. 2011. Page ranking based on number of visits of links of web page. In Proceedings of the 2nd International Conference on Computer and Communication Technology, Allahabad, India, 11-14.
- [4] Bilar, D. 2007. Opcodes as predictor for malware. *International Journal of Electronic Security and Digital Forensics*, 11(2), 156-168.
- [5] Rad, B. B., and Masrom, M. 2010. Metamorphic virus variants classification using opcode frequency histogram. In Proceedings of the 14th WSEAS International Conference on COMPUTERS, Greece, 147-155.
- [6] Santamarta, R. 2006. Generic detection and classification of polymorphic malware using neural pattern recognition. <http://www.reversemode.com>.
- [7] Kang, B., Han, K. S., Kang, B., and Im, E. G. 2014. Malware categorization using dynamic mnemonic frequency analysis with redundancy filtering. *Digital Investigation*, 11(4), 323-335.
- [8] Abou-Assaleh, T., Cercone, N., Keselj, V., and Sweidan, R. 2004. Detection of new malicious code using n-grams signatures. *PST*, 193-196.
- [9] Kolter, J. and Maloof, M. 2004. Learning to detect malicious executables in the wild. In *Proceedings of the 10th ACM SIGKDD International Conference on Knowledge Discovery and Data Mining*, New York, USA, 470-478.
- [10] Reddy, K. and Pujari, A. 2006. N-gram analysis for computer virus detection. *Journal in Computer Virology*, 2, 231-239.
- [11] Santos, I., Brezo, F., Ugrate-Pedrero, X., and Bringas, P. G. 2011. Opcode sequences as representation of executables for data-mining-based unknown malware detection. *Information Science*, 231, 64-82.
- [12] Gao, D., Reiter, M. K., and Song, D. 2008. BinHunt: automatically finding semantic differences in binary programs. *Information and Communications Security, Lecture Notes in Computer Science*, 5308, 238-255.
- [13] Cesare, S. and Xiang, Y. 2010. Classification of malware using structured control flow. In Proceedings of the 8th Australasian Symposium on Parallel and Distributed Computing, 108, 61-70.
- [14] Briones, I. and Gomez, A. 2008. Graphs, entropy and grid computing: automatic comparison of malware. In Proceedings of the 2008 Virus Bulletin Conference, 1-12.
- [15] Chae, D., Ha, J., Kim, S., Kang, B., Im, E. G. 2013. Software plagiarism detection: a graph-based approach. , In Proceedings of the 22nd ACM International Conference on Conference on Information & Knowledge Management, New York, USA, 1577-1580.
- [16] VxHeaven <http://vxheaven.org>
- [17] Luk, C., Cohn, R., Muth, R., Patil, H., Klauser, A., Lowney, G., Wallace, S., Reddi, W. J., and Hazelwood, K. 2005. Pin: building customized program analysis tool with dynamic instrumentation. In Proceedings of the 2005 ACM SIGPLAN Conference on Programming Language Design and Implementation, 190-200.
- [18] Breiman, L. 2001. Random forests. *Machine Learning*, 45(1), 5-32.
- [19] Breiman, L. 1996. Bagging predictors. *Machine Learning*, 24(2), 123-140.
- [20] Freund, Y. and Schapire, R. E. 1996. Experiments with a new boosting algorithm. In Proceedings of the 13th International Conference on Machine Learning, San Francisco, USA, 148-156.
- [21] Webb, G. I. 2000. MultiBoosting: a technique for combining boosting and wagging. *Machine Learning*, 40(2).
- [22] Hall, M., Frank, E., Holmes, G., Pfahringer, B., Reutemann, P., and Witten, I. H. 2009. The WEKA data mining software: an update. *SIGKDD Explorations*, 11(1).
- [23] Han, J. and Kamber, M. 2006. *Data mining: concepts and techniques* (2nd edition). Morgan Kaufmann Publishers.