

Field-induced thermal Hall response in a frustrated honeycomb lattice

S. A. Owerre^{1,2}

¹*Perimeter Institute for Theoretical Physics, 31 Caroline St. N., Waterloo, Ontario N2L 2Y5, Canada.*

²*African Institute for Mathematical Sciences, 6 Melrose Road, Muizenberg, Cape Town 7945, South Africa.*

The collinear Néel order in honeycomb antiferromagnet at zero field shows vanishing thermal Hall response of spin excitations in the presence of a Dzyaloshinskii-Moriya interaction (DMI). In stark contrast to this result, we show that thermal Hall response persists in the magnetically ordered regime of the frustrated honeycomb antiferromagnet, with a DMI applied parallel or perpendicular to the field. This result is induced by the field and it is likely to persist in the disordered (spin liquid) phase of the frustrated honeycomb antiferromagnet and other two-dimensional frustrated antiferromagnets with both magnetically ordered and spin liquid phases.

PACS numbers: 74.25.F-, 74.25.fc, 75.50.Ee

Introduction–. Thermal Hall response of spin excitations has been realized experimentally in pyrochlore chiral ferromagnets $\text{Lu}_2\text{V}_2\text{O}_7$, $\text{Ho}_2\text{V}_2\text{O}_7$, $\text{In}_2\text{Mn}_2\text{O}_7$ [1, 2] and kagome chiral ferromagnet $\text{Cu}(1-3, \text{bdc})[3]$. These materials are believed to be useful in future technological applications such as magnon spintronics. Theoretically, thermal Hall effect of spin excitations [4–10] is manifested as a result of the nontrivial topology of magnon bands encoded in the Berry curvature induced by the chiral DMI [11, 12], which plays the role of spin-orbit coupling (SOC). Since the experimental realization of thermal Hall effect of spin excitations, there is a great interest in chiral magnetic systems with nonzero thermal Hall response. In a recent study, the author has shown a first theoretical realization of topological magnon insulator on the honeycomb ferromagnet [13], in which a staggered DMI is allowed by the alternating triangles connecting the NNN sites on the two sublattices. The honeycomb chiral ferromagnet realizes a magnon analogue of Haldane model [14]. This system also realizes thermal Hall effect of spin excitations [15], as well as spin Nernst effect [16, 17].

In principle, honeycomb ferromagnet is equivalent to its unfrustrated antiferromagnetic counterpart by flipping the spins on one sublattice. Although the ground state properties of both systems are the same, their magnon bands are different. Generally speaking, ferromagnets are characterized by quadratic Goldstone modes, whereas antiferromagnets exhibit linear Goldstone modes. In the presence of an alternating NNN DMI, the magnon bands of honeycomb ferromagnets and antiferromagnets are topologically distinct. At zero magnetic field, honeycomb antiferromagnets with alternating NNN DMI show a vanishing magnon Hall response, with nonzero magnon spin Nernst response [18, 19], as opposed to its ferromagnetic counterpart [15]. This interesting result can be understood by going back to similar effect in electronic systems. In this case, quantum spin Hall effect [20] corresponds to two copies of quantum anomalous Hall effect [14]. Although the latter breaks time-reversal symmetry, the former is time-reversal invariant. A striking feature of these two systems is that the anomalous Hall response vanishes in time-reversal invariant systems, whereas quantum spin Hall response persists [20]. In a

similar manner, one can regard spin Nernst effect of spin excitations as two copies of thermal Hall effect of spin excitations. In the unfrustrated honeycomb antiferromagnet with alternating NNN DMI, the \mathbf{k} and $-\mathbf{k}$ magnon quasiparticles realize two copies of honeycomb ferromagnets with alternating NNN DMI, which are related by time-reversal symmetry. Hence, a similar effect in electronic systems is manifested in magnons [18, 19]. The magnetic field is very crucial in experiments and it plays an important role in antiferromagnets. The question we ask is: does vanishing magnon Hall response persist in the presence of the magnetic field? As we shall see, this is not the case in frustrated honeycomb antiferromagnets. At zero DMI, this system has been studied in the context of honeycomb antiferromagnetic material $\text{Bi}_3\text{Mn}_4\text{O}_{12}(\text{NO}_3)$ [21–25].

In this Rapid Communication, we incorporate an alternating NNN DMI along the longitudinal and transverse field directions in this system. We show that although magnetically ordered Néel state persists in certain parameter regimes of the system at nonzero field, thermal Hall response does not vanish. Our model serves as a counterexample of zero thermal Hall response in systems with Néel order. It is quite possible that thermal Hall response persists in the disordered regime of this system, where the spin excitations are spinons instead of magnons. This is likely to occur on the kagome lattice. These results suggest an experimental procedure to search for thermal Hall response of spin excitations in two-dimensional frustrated magnets.

Model –. The frustrated honeycomb antiferromagnet with alternating NNN DMI and nonzero field is governed by the Hamiltonian

$$H = J \sum_{\langle i,j \rangle} \mathbf{S}_i \cdot \mathbf{S}_j + J' \sum_{\langle\langle i,j \rangle\rangle} \mathbf{S}_i \cdot \mathbf{S}_j + \sum_{\langle\langle i,j \rangle\rangle} \mathbf{D}_{ij} \cdot \mathbf{S}_i \times \mathbf{S}_j - B \sum_i S_{i,z}, \quad (1)$$

where $J > 0$ is a nearest-neighbour antiferromagnetic interaction, $J' > 0$ is a next-nearest-neighbour antiferromagnetic interaction, $\mathbf{D}_{ij} = \nu_{ij} \mathbf{D}$ is an alternating DMI vector between sites i and j , allowed by the NNN triangu-

lar plaquettes on the honeycomb lattice, and $\nu_{ij} = \pm 1$. The Zeeman field is B in units of $g\mu_B$. In contrast to honeycomb ferromagnet [13, 15, 17], the present model is frustrated by the presence of the J' term. In the absence of the DMI, this system is believed to describe honeycomb antiferromagnetic material $\text{Bi}_3\text{Mn}_4\text{O}_{12}(\text{NO}_3)$ [21–25] assuming weak interlayer coupling. For $J' \neq 0$ and $B \neq 0$, the ground state of this system consists of a fully polarized ferromagnet for $B > (B_s = 6JS)$, a stable Néel ordering in the plane perpendicular to the magnetic field, but the spins also cant along the direction of the magnetic field for $B < B_s$ and $J' < J/6$ [21, 22]. The presence of an alternating NNN DMI does not change this result due to the magnetic ordering of the spins. The main effect of the NNN DMI in this model is topological in nature. Depending on its direction, it can lead to gap magnon excitations at the corners of the Brillouin zone $\mathbf{K}_\pm = (\pm 4\pi/3\sqrt{3}a, 0)$ as well as magnon edge states.

Magnon band structure–. We focus on the magnetically ordered regime of the frustrated honeycomb magnet in which the term magnon can be used. However, the main results of this paper can be extended to the disordered regime with spinon excitations. To study the magnon bands and the associated topological effects, we first rotate the coordinate axes such that the z -axis coincides with the local direction of the classical polarization [22, 26]. The appropriate rotation on the two sublattices is given by

$$\begin{aligned} S_{i\alpha}^x &= (-)^{\alpha+1} S_{i\alpha}^{\prime x} \sin \chi_\alpha + (-)^{\alpha+1} S_{i\alpha}^{\prime z} \cos \chi_\alpha, \\ S_{i\alpha}^y &= (-)^{\alpha+1} S_{i\alpha}^{\prime y}, \\ S_{i\alpha}^z &= -S_{i\alpha}^{\prime x} \cos \chi_\alpha + S_{i\alpha}^{\prime z} \sin \chi_\alpha, \end{aligned} \quad (2)$$

where $\alpha = 1, 2$ label the sublattices.

Next, we employ the Holstein Primakoff (HP) transformation, $S_i^z = S - c_i^\dagger c_i$, $S_i^y = i\sqrt{S/2}(c_i^\dagger - c_i)$, $S_i^x = \sqrt{S/2}(c_i^\dagger + c_i)$, and perform Fourier transform into momentum space. The classical energy is given by

$$E_{cl}/NS = -\frac{3}{2}JS \cos 2\chi + \frac{3}{2}J'S - B \sin \chi, \quad (3)$$

where N is the total number of sites. Minimizing the classical energy yields the canting angle $\sin \chi = B/B_s$. In the basis $(\psi_{\mathbf{k}}^\dagger, \psi_{-\mathbf{k}})$, where $\psi_{\mathbf{k}} = (c_{\mathbf{k},1}^\dagger, c_{\mathbf{k},2}^\dagger)$, the momentum space Hamiltonian is given by

$$H^{l(t)} = \frac{1}{2}S \sum_{\mathbf{k}} (\psi_{\mathbf{k}}^\dagger, \psi_{-\mathbf{k}}) \mathcal{H}_{\mathbf{k}}^{l(t)} \begin{pmatrix} \psi_{\mathbf{k}} \\ \psi_{-\mathbf{k}}^\dagger \end{pmatrix}, \quad (4)$$

where $J = 1$ is the unit of energy, $\mathcal{H}_{\mathbf{k}}^l$ contains longitudinal DMI, $\mathbf{D} = D\hat{z}$,

$$\mathcal{H}_{\mathbf{k}}^l = \begin{pmatrix} I_{\mathbf{k}} - m_{\mathbf{k}}^l & -v_\chi f_{\mathbf{k}}^* & 0 & (1 - v_\chi) f_{\mathbf{k}}^* \\ -v_\chi f_{\mathbf{k}} & I_{\mathbf{k}} + m_{\mathbf{k}}^l & (1 - v_\chi) f_{\mathbf{k}} & 0 \\ 0 & (1 - v_\chi) f_{\mathbf{k}}^* & I_{\mathbf{k}} + m_{\mathbf{k}}^l & -v_\chi f_{\mathbf{k}}^* \\ (1 - v_\chi) f_{\mathbf{k}} & 0 & -v_\chi f_{\mathbf{k}} & I_{\mathbf{k}} - m_{\mathbf{k}}^l \end{pmatrix}, \quad (5)$$

and $\mathcal{H}_{\mathbf{k}}^t$ contains transverse DMI, $\mathbf{D} = D\hat{x}$,

$$\mathcal{H}_{\mathbf{k}}^t = \begin{pmatrix} I_{\mathbf{k}} + m_{\mathbf{k}}^t & -v_\chi f_{\mathbf{k}}^* & 0 & (1 - v_\chi) f_{\mathbf{k}}^* \\ -v_\chi f_{\mathbf{k}} & I_{\mathbf{k}} + m_{\mathbf{k}}^t & (1 - v_\chi) f_{\mathbf{k}} & 0 \\ 0 & (1 - v_\chi) f_{\mathbf{k}}^* & I_{\mathbf{k}} - m_{\mathbf{k}}^t & -v_\chi f_{\mathbf{k}}^* \\ (1 - v_\chi) f_{\mathbf{k}} & 0 & -v_\chi f_{\mathbf{k}} & I_{\mathbf{k}} - m_{\mathbf{k}}^t \end{pmatrix}, \quad (6)$$

where $I_{\mathbf{k}} = 3 - 6J' + 2J' \sum_i \cos \mathbf{k}_i \cdot \mathbf{a}_i$, $f_{\mathbf{k}} = e^{ik_y a/2} (2 \cos(\sqrt{3}k_x a/2) + e^{-3ik_y a/2})$, and $m_{\mathbf{k}}^{l(t)} = -m_{-\mathbf{k}}^{l(t)} = 2D \sin \chi (\cos \chi) \sum_i \sin \mathbf{k}_i \cdot \mathbf{a}_i$, with $\mathbf{a}_1 = \sqrt{3}a\hat{x}$; $\mathbf{a}_2 = a(-\sqrt{3}\hat{x}, 3\hat{y})/2$, $\mathbf{a}_3 = a(-\sqrt{3}\hat{x}, -3\hat{y})/2$. The Hamiltonians are diagonalized by the generalized Bogoliubov transformation

$$\begin{pmatrix} \psi_{\mathbf{k}} \\ \psi_{-\mathbf{k}}^\dagger \end{pmatrix} = \mathcal{U}_{\mathbf{k}} \begin{pmatrix} \Psi_{\mathbf{k}} \\ \Psi_{-\mathbf{k}}^\dagger \end{pmatrix} \quad (7)$$

where $\Psi_{\mathbf{k}}^\dagger = (\beta_{\mathbf{k},1}^\dagger, \beta_{\mathbf{k},2}^\dagger)$, $\mathcal{E}_{\mathbf{k}} = \mathcal{U}_{\mathbf{k}}^\dagger \mathcal{H}_{\mathbf{k}}^{l(t)} \mathcal{U}_{\mathbf{k}} = \text{diag}(\epsilon_{\mathbf{k}\alpha}, \epsilon_{-\mathbf{k}\alpha})$. In many cases of physical interest, $\epsilon_{\mathbf{k}\alpha} = \epsilon_{-\mathbf{k}\alpha}$. However, band asymmetry can lead to $\epsilon_{\mathbf{k}\alpha} \neq \epsilon_{-\mathbf{k}\alpha}$. The explicit form of $\mathcal{U}_{\mathbf{k}}$ is given by

$$\mathcal{U}_{\mathbf{k}} = \begin{pmatrix} u_{\mathbf{k}} & -v_{\mathbf{k}}^* \\ -v_{\mathbf{k}} & u_{\mathbf{k}}^* \end{pmatrix}, \quad (8)$$

where $u_{\mathbf{k}}$, $v_{\mathbf{k}}$ are $N \times N$ matrices that satisfy

$$|u_{\mathbf{k}}|^2 - |v_{\mathbf{k}}|^2 = \mathbf{I}_{N \times N}. \quad (9)$$

The matrix $\mathcal{U}_{\mathbf{k}}$ is not unitary and satisfies the relation $\mathcal{U}_{\mathbf{k}}^\dagger \eta \mathcal{U}_{\mathbf{k}} = \eta$, with $\eta = \text{diag}(\mathbf{I}_{N \times N}, -\mathbf{I}_{N \times N})$. Using the fact that $\mathcal{U}_{\mathbf{k}}^\dagger = \eta \mathcal{U}_{\mathbf{k}}^{-1} \eta$ and $\mathcal{U}_{\mathbf{k}}^{-1} \mathcal{U}_{\mathbf{k}} = \mathbf{I}_{N \times N}$, we have

$$\eta \mathcal{H}_{\mathbf{k}}^{l(t)} \mathcal{U}_{\mathbf{k}} = \mathcal{U}_{\mathbf{k}} \eta \mathcal{E}_{\mathbf{k}}. \quad (10)$$

Hence, the columns of $\mathcal{U}_{\mathbf{k}}$ are the eigenvectors of $\mathcal{H}_{\mathbf{k}}^l = \eta \mathcal{H}_{\mathbf{k}}^{l(t)}$ whose eigenvalues are $\eta \mathcal{E}_{\mathbf{k}}$. The magnon bands are given by

$$\epsilon_{\mathbf{k}\alpha}^l = \sqrt{I_{\mathbf{k}}^2 + (m_{\mathbf{k}}^l)^2 - (1 - 2v_\chi) |f_{\mathbf{k}}|^2 + 2(-)^{\alpha+1} I_{\mathbf{k}} g_{\mathbf{k}}^l} \quad (11)$$

$$\epsilon_{\mathbf{k}\alpha}^t = m_{\mathbf{k}}^t + \sqrt{I_{\mathbf{k}}^2 - (1 - 2v_\chi) |f_{\mathbf{k}}|^2 + 2(-)^{\alpha+1} I_{\mathbf{k}} v_\chi |f_{\mathbf{k}}|} \quad (12)$$

The first magnon bands are symmetric $\epsilon_{-\mathbf{k}\alpha}^l = \epsilon_{\mathbf{k}\alpha}^l$, whereas the second magnon bands have asymmetry $\epsilon_{\mathbf{k}\alpha}^t \neq \epsilon_{-\mathbf{k}\alpha}^t$. Figures 1 and 2 show the energy bands and the corresponding zigzag magnon edge states for longitudinal and transverse DMIs respectively, with several values of the magnetic field. At $B = 0$ ($\chi = 0$), there is a collinear Néel order along the x -axis and a zigzag edge state exists in Fig. 1 at the outermost band between $k_x = 2\pi/3\sqrt{3}$ and $k_x = 4\pi/3\sqrt{3}$. The DMI

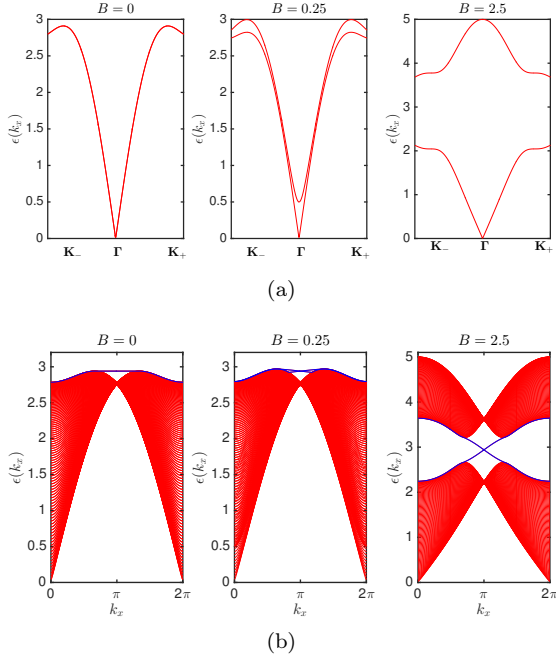


FIG. 1: Color online. (a) Band structure in the presence of longitudinal DMI, $\mathbf{D} = D\hat{z}$ for $D = 0.2J, J' = 0.01J$ and several values of the magnetic field. (b) The corresponding edge states.

does not contribute in this case. A DMI simply leads to asymmetry but does not introduce additional zigzag edge state as shown in Fig. 2 at $B = 0$. For $0 < B < B_s$, counter-propagating edge states exist with longitudinal DMI in Fig. 1, whereas single edge state persists with transverse DMI shown in Fig. 2. The linear dispersion near $\Gamma = (0, 0)$ shows that antiferromagnetic Néel order persists. For $B > B_s$ corresponding to $\chi = \pi/2$, a fully polarized ferromagnet [13, 15] is recovered and the linear dispersion near the Γ point turns into a quadratic dispersion (not shown).

Absence of thermal Hall response at zero field. To understand the properties of this system, we recapitulate the special case of zero field, *i.e.* $\chi = 0$. In this limit, the ground state has a Néel order along the x -axis for $J' < J/6$ [21]. Hence, only the DMI parallel to the x -quantization axis contributes to linear order valid at low-temperature. The Berry curvature can be written in a similar form to ferromagnets, however, with the columns of $\mathcal{U}_{\mathbf{k}}$. It is given by

$$\Omega_{ij;\alpha}(\mathbf{k}) = -2\text{Im}[\eta(\partial_{k_i}\mathcal{U}_{\mathbf{k}\alpha}^\dagger)\eta(\partial_{k_j}\mathcal{U}_{\mathbf{k}\alpha})]_{\alpha\alpha}, \quad (13)$$

where $\mathcal{U}_{\mathbf{k}\alpha}$ denotes the columns of $\mathcal{U}_{\mathbf{k}}$. Using the relation between $\mathcal{U}_{\mathbf{k}\alpha}$ and $\eta\mathcal{H}_{\mathbf{k}}^{l(t)}$ in Eq. 10, the Berry curvature can be written as

$$\Omega_{ij;\alpha}(\mathbf{k}) = - \sum_{\alpha' \neq \alpha} \frac{2\text{Im}[\langle \mathcal{U}_{\mathbf{k}\alpha} | v_i | \mathcal{U}_{\mathbf{k}\alpha'} \rangle \langle \mathcal{U}_{\mathbf{k}\alpha'} | v_j | \mathcal{U}_{\mathbf{k}\alpha} \rangle]}{(\epsilon_{\mathbf{k}\alpha} - \epsilon_{\mathbf{k}\alpha'})^2}, \quad (14)$$

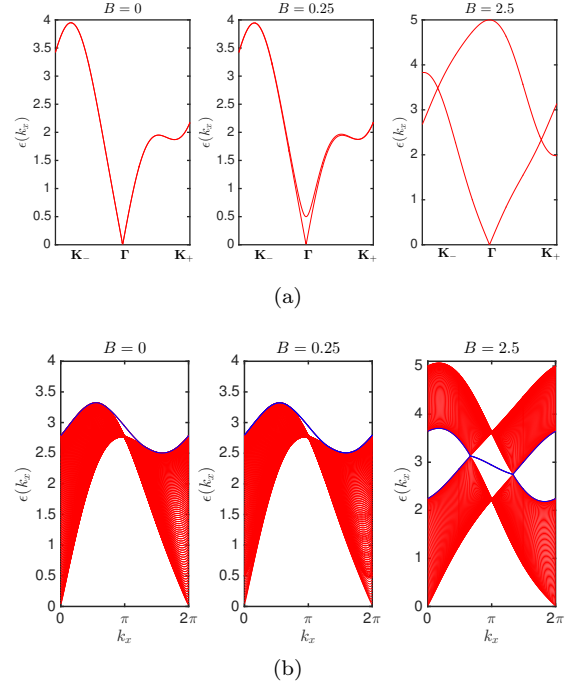


FIG. 2: Color online. (a) Band structure in the presence of transverse DMI, $\mathbf{D} = D\hat{x}$ for $D = 0.2J, J' = 0.01J$ and several values of the magnetic field. (b) The corresponding edge states.

where $v_i = \partial[\eta\mathcal{H}_{\mathbf{k}}^{l(t)}]/\partial k_i$ defines the velocity operators.

For this special case of zero field, the Hamiltonian is block diagonal in the basis $(c_{\mathbf{k}1}^\dagger, c_{-\mathbf{k}2}, c_{-\mathbf{k}1}, c_{\mathbf{k}2}^\dagger)$. We consider only $\mathcal{H}_{\mathbf{k}}^t$ given by

$$\mathcal{H}_{\mathbf{k}}^t = \begin{pmatrix} \mathcal{H}_{\mathbf{k}I} & 0 \\ 0 & \mathcal{H}_{\mathbf{k}II} \end{pmatrix}, \quad (15)$$

where

$$\mathcal{H}_{\mathbf{k}I} = \begin{pmatrix} I_{\mathbf{k}} + m_{\mathbf{k}}^t & f_{\mathbf{k}} \\ f_{\mathbf{k}}^* & I_{\mathbf{k}} - m_{\mathbf{k}}^t \end{pmatrix}, \quad (16)$$

$\mathcal{H}_{\mathbf{k}II} = \mathcal{H}_{-\mathbf{k}I}$ and $m_{\mathbf{k}}^t = -m_{-\mathbf{k}}^t$. We see that each copy of the Hamiltonian corresponds to that of ferromagnet [13, 15]. However, due to the \mathbf{k} and $-\mathbf{k}$ quasiparticles, we have to diagonalize $\mathcal{H}'_{\mathbf{k}I(II)} = \sigma_z \mathcal{H}_{\mathbf{k}I(II)}^t$. The eigenvalues are positive definite given by

$$\epsilon_{\mathbf{k}I} = m_{\mathbf{k}}^t + \sqrt{I_{\mathbf{k}}^2 - |f_{\mathbf{k}}|^2}. \quad (17)$$

$$\epsilon_{\mathbf{k}II} = -m_{\mathbf{k}}^t + \sqrt{I_{\mathbf{k}}^2 - |f_{\mathbf{k}}|^2} = \epsilon_{-\mathbf{k}I}. \quad (18)$$

To obtain the eigenvectors, we solve the eigenvalue equation, $\mathcal{H}'_{\mathbf{k}I(II)}\mathcal{U}_{\mathbf{k}\alpha} = \epsilon_{\mathbf{k}I(II)}\mathcal{U}_{\mathbf{k}\alpha}$, where $\mathcal{U}_{\mathbf{k}\alpha}$ is the eigenvector corresponding to the positive eigenvalues $\epsilon_{\mathbf{k}I}$ and $\epsilon_{-\mathbf{k}I}$, which is given by the second column of $\mathcal{U}_{\mathbf{k}}$, *i.e.*, $\mathcal{U}_{\mathbf{k}\alpha} = \begin{pmatrix} -v_{\mathbf{k}}^* \\ u_{\mathbf{k}}^* \end{pmatrix}$. We find

$$u_{\mathbf{k}} = e^{i\phi_{\mathbf{k}}} \cosh\left(\frac{\theta_{\mathbf{k}}}{2}\right), \quad v_{\mathbf{k}} = \sinh\left(\frac{\theta_{\mathbf{k}}}{2}\right), \quad (19)$$

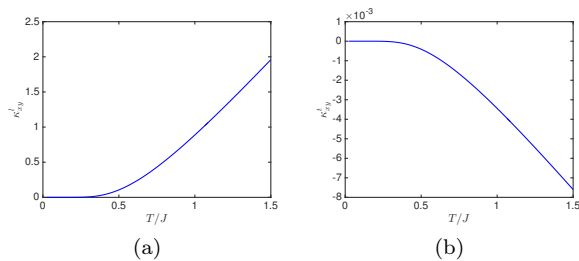


FIG. 3: Color online. Thermal Hall conductivity of spin-1/2 frustrated honeycomb lattice for $D = 0.2J$, $J' = 0.05J$. (a) $\mathbf{D} = D\hat{z}$, $B = 0.5J$. (b) $\mathbf{D} = D\hat{x}$, $B = 0.01J$.

where

$$\cosh \theta_{\mathbf{k}} = \frac{I_{\mathbf{k}}}{\omega_{\mathbf{k}}}; \quad \sinh \theta_{\mathbf{k}} = \frac{|f_{\mathbf{k}}|}{\omega_{\mathbf{k}}}; \quad \tan \phi_{\mathbf{k}} = \frac{\text{Im}f_{\mathbf{k}}}{\text{Re}f_{\mathbf{k}}}, \quad (20)$$

and $\omega_{\mathbf{k}} = \sqrt{I_{\mathbf{k}}^2 - |f_{\mathbf{k}}|^2}$. The Berry curvature for both energy branches from Eq. 13 with $\eta = \sigma_z$, is given by

$$\Omega_{ij;\alpha}(\mathbf{k}) = 2\text{Im}[\partial_{k_i}u_{\mathbf{k}}\partial_{k_j}u_{\mathbf{k}}^*] \cdot (\sigma_z)_{\alpha\alpha}, \quad (21)$$

where the term $\partial_{k_i}v_{\mathbf{k}}\partial_{k_j}v_{\mathbf{k}}^*$ is real. Differentiating Eq. 21 yields

$$\Omega_{ij;\alpha}(\mathbf{k}) = \frac{\sinh \theta_{\mathbf{k}}}{2} [\partial_{k_i}\phi_{\mathbf{k}}\partial_{k_j}\theta_{\mathbf{k}} - \partial_{k_j}\phi_{\mathbf{k}}\partial_{k_i}\theta_{\mathbf{k}}] \cdot (\sigma_z)_{\alpha\alpha}. \quad (22)$$

Thus, the Berry curvature is equivalent to that of honeycomb antiferromagnet without DMI [27]. The transverse thermal Hall conductivity is related to the Berry curvature of the magnon bulk bands given by [5, 9]

$$\kappa_{xy} = -\frac{k_B^2 T}{\hbar V} \sum_{\mathbf{k}} \sum_{\alpha=1}^N \left[c_2[g(\epsilon_{\mathbf{k}\alpha})] + c_2[g(\epsilon_{-\mathbf{k}\alpha})] \right] \Omega_{xy;\alpha}(\mathbf{k}), \quad (23)$$

where V is the volume of the system, k_B is the Boltzmann constant, T is the temperature, $g(\epsilon_{\mathbf{k}\alpha}) = [e^{\epsilon_{\mathbf{k}\alpha}/k_B T} - 1]^{-1}$ is the Bose function, $c_2(x) = (1+x) \left(\ln \frac{1+x}{x}\right)^2 - (\ln x)^2 - 2\text{Li}_2(-x)$, and $\text{Li}_2(x)$ is a dilogarithm. For this zero field case, the result is that the transverse thermal Hall conductivity vanishes, $\kappa_{xy} = 0$, even for $J' < J/6$. This can be understood as a consequence of time-reversal symmetry at zero field, which is analogous to the vanishing

of quantum anomalous Hall conductivity in Kane-Mele model [20]. In analogy to nonzero spin Hall conductivity in Kane-Mele model [20], the magnon spin Nernst conductivity persists [18, 19].

Thermal Hall response at nonzero field-. Now, we turn to the nontrivial case for $B < B_s$ and $J' < J/6$. As shown above, magnetically ordered state (Néel order) persists in this regime, and the DMI introduces SOC leading to nontrivial magnon bands. As we can also see from Eqs. 5 and 6, the \mathbf{k} and $-\mathbf{k}$ quasiparticles cannot split into block diagonal form, and the calculation of the Berry curvatures is not trivial. For this purpose, we utilize the alternative form given in Eq. (14), which is amenable to numerical integration. Since the transverse DMI introduces asymmetry by shifting the bands at \mathbf{K}_{\pm} , the Berry curvatures corresponding to the bands $\epsilon_{\mathbf{k}\alpha}^t$ are independent of the transverse DMI, whereas the longitudinal DMI contributes to the Berry curvatures of the bands $\epsilon_{\mathbf{k}\alpha}^l$. The main results of this Rapid Communication are shown in Fig. 3. We observe nonzero magnon Hall response for both the longitudinal and transverse DMIs for $B < B_s$ and $J' < J/6$. For the longitudinal DMI, κ_{xy}^l in Fig. 3(a) tends to zero as $B \rightarrow 0$ because the z -component DMI disappears, but it shows a nonzero value for all finite B . On the other hand, κ_{xy}^t in Fig. 3(b) with transverse DMI tends to zero as $B \rightarrow 0$ and $B \rightarrow B_s$, but shows a signature of nonzero value for a weak magnetic field in the interval $B \in (0, B_s)$.

Conclusion-. We have shown a counterexample of vanishing thermal Hall response in magnetically ordered regime of the frustrated honeycomb lattice. We showed that with an alternating next-nearest-neighbour Dzyaloshinskii-Moriya interaction applied parallel or perpendicular to a magnetic field, thermal Hall response of spin excitations does not vanish. We believe that this effect persists in the disordered regime and can be studied experimentally in two-dimensional frustrated magnets including the kagome lattice (see note added).

Acknowledgments-. Research at Perimeter Institute is supported by the Government of Canada through Industry Canada and by the Province of Ontario through the Ministry of Research and Innovation.

Note added-. The first version of this paper was published on the arXiv at the same time with the experimental realization of nonzero thermal Hall conductivity κ_{xy} in frustrated two-dimensional distorted kagome insulator volborthite $\text{Cu}_3\text{V}_2\text{O}_7(\text{OH})_2 \cdot 2\text{H}_2\text{O}$ at finite magnetic field [28].

[1] T. Ideue *et al.*, Phys. Rev. Lett. **85**, 134411 (2012).
 [2] S. Y. Onose *et al.*, Science **329**, 297 (2010).
 [3] M. Hirschberger *et al.*, Phys. Rev. Lett. **115**, 106603 (2015).
 [4] H. Katsura, N. Nagaosa, and P. A. Lee, Phys. Rev. Lett. **104**, 066403 (2010).
 [5] R. Matsumoto and S. Murakami, Phys. Rev. Lett. **106**,

197202 (2011); Phys. Rev. B **84**, 184406 (2011).
 [6] L. Zhang, J. Ren, J. S. Wang, and B. Li, Phys. Rev. B **87**, 144101 (2013).
 [7] A. Mook, J. Henk, and I. Mertig, Phys. Rev. B **90**, 024412 (2014); *ibid.*, Phys. Rev. B **89**, 134409 (2014).
 [8] R. Shindou *et al.*, Phys. Rev. B **87**, 174427 (2013); Phys. Rev. B **87**, 174402 (2013).

- [9] R. Matsumoto, R. Shindou, and S. Murakami, Phys. Rev. B **89**, 054420 (2014).
- [10] H. Lee, J. H. Han, and P. A. Lee, Phys. Rev. Lett. **91**, 125413 (2015).
- [11] I. Dzyaloshinsky, J. Phys. Chem. Solids **4**, 241 (1958).
- [12] T. Moriya, Phys. Rev. **120**, 91 (1960).
- [13] S. A. Owerre, J. Phys.: Condens. Matter **28**, 386001 (2016).
- [14] F. D. M. Haldane, Phys. Rev. Lett. **61**, 2015 (1988).
- [15] S. A. Owerre, J. Appl. Phys. **120**, 043903 (2016).
- [16] A. A. Kovalev and V. Zyuzin, Phys. Rev. B **93**, 161106(R) (2016).
- [17] S. K. Kim *et al.*, arXiv:1603.04827.
- [18] R. Cheng, S. Okamoto, D. Xiao, arXiv:1606.01952.
- [19] V. Zyuzin and A. A. Kovalev, arXiv:1606.03088.
- [20] C. L. Kane and E.J. Mele, Phys. Rev. Lett. **95**, 226801 (2005) .
- [21] A. Mulder, R. Ganesh, L. Capriotti, and A. Paramekanti, Phys. Rev. B. **81**, 214419 (2010).
- [22] R. Ganesh, D. N. Sheng, Young-June Kim, and A. Paramekanti, Phys. Rev. B. **83**, 144414 (2011).
- [23] J. Oitmaa and R. R. P. Singh, Phys. Rev. B. **85**, 014428 (2012).
- [24] Hao Zhang, M. Arlego, and C. A. Lamas, Phys. Rev. B. **89**, 024403 (2014).
- [25] F. A. Gómez Albarracín and H. D. Rosales, Phys. Rev. B. **92**, 144413 (2016).
- [26] P. A. Maksimov and A. L. Chernyshev, Phys. Rev. B. **93**, 014418 (2016).
- [27] S. A. Owerre, arXiv:1603.07989 (accepted, J. Phys.: Condens. Matter).
- [28] D. Watanabe *et al.*, arXiv:1608.00444 (Proc. Natl. Acad. Sci. USA (2016))