
A Neural Knowledge Language Model

Sungjin Ahn^{1*}, Heeyoul Choi^{1,2}, Tanel Pärnamaa¹, and Yoshua Bengio^{1,3}

¹Université de Montréal, ²Samsung Electronics, ³CIFAR Senior Fellow

*ahnsungj@umontreal.ca

Abstract

Communicating knowledge is a primary purpose of language. However, current language models have significant limitations in their ability to encode or decode knowledge. This is mainly because they acquire knowledge based on statistical co-occurrences, even if most of the knowledge words are rarely observed named entities. In this paper, we propose a Neural Knowledge Language Model (NKLM) which combines symbolic knowledge provided by knowledge graphs with RNN language models. At each time step, the model predicts a fact on which the observed word is supposed to be based. Then, a word is either generated from the vocabulary or copied from the knowledge graph. We train and test the model on a new dataset, *WikiFacts*. In experiments, we show that the NKLM significantly improves the perplexity while generating a much smaller number of unknown words. In addition, we demonstrate that the sampled descriptions include named entities which were used to be the unknown words in RNN language models.

1 Introduction

Kanye West, a famous <unknown> and the husband of <unknown>, released his latest album <unknown> in <unknown>.

A core purpose of language is to communicate knowledge, and thus the ability to take advantage of knowledge in a language model is important for human-level language understanding. Although the traditional approach for language modeling is good at capturing statistical co-occurrences of entities when they are observed frequently in a corpus (e.g., words like verbs, pronouns, and prepositions), it is in general limited in its ability to encode or decode knowledge, which are often represented by named entities such as person names, place names, years, etc. (as shown in the above example sentence of Kanye West.) In fact, it has been shown that the traditional approaches trained with a very large corpus have some ability to encode/decode knowledge to some extent [40, 34]. However, we claim that simply feeding a larger corpus into a bigger model hardly results in a good knowledge language model.

The primary reason for this is the difficulty in learning good representations for rare or unknown words because these are a majority of the knowledge-related words [16]. In particular, for applications such as question answering [21, 42, 8] and dialogue modeling [40, 34, 41], these words are of our main interest. Specifically, in the recurrent neural network language model (RNNLM) [26] the computational complexity is linearly dependent on the number of vocabulary words. Thus, including all words of a language is computationally prohibitive. Instead, we typically fill our vocabulary with a limited number of frequent words and regard all the other words as the unknown (UNK) word. Even if we can include a large number of words in the vocabulary, according to Zipf’s law, a large portion of the words will be rarely observed in the corpus and thus learning good representations for these words remains a problem.

The fact that languages and some knowledge change over time also makes it difficult to simply rely on a large corpus. Media produce an endless stream of new knowledge every day (e.g., the results of

baseball games played yesterday) that is even changing over time (e.g., “*the current president of the United States is ____*”). In addition, a good language model should exercise some level of reasoning. For example, it may be possible to observe several occurrences of Barack Obama’s year of birth in a large corpus and thus the model may be able to predict it. However, after seeing mentions of his year of birth, presented with a simple reformulation of that piece of knowledge into a sentence such as “*Barack Obama’s age is ____*”, one would not expect current language models to handle the required amount of reasoning in order to predict the next word (the age) easily. However, a good model should be able to reason the answer from this context¹.

In this paper, we propose a Neural Knowledge Language Model (NKLM) as a step towards addressing the limitations of traditional language modeling when it comes to exploiting factual knowledge. In particular, we incorporate symbolic knowledge information from knowledge graphs [32] into the RNNLM. A knowledge graph (KG) is a collection of facts which have a form of (*subject, relationship, object*). We observe particularly the following properties of KGs that make the connection to the language model sensible. First, facts in KGs are mostly about rare words in text corpora. KGs are managed and updated in a similar way that Wikipedia pages are managed to date. The KG embedding methods [10, 9], which is an extension of word embedding techniques [4] from neural language models, provide distributed representations for the entities in the KG. In addition, the graph can be traversed for reasoning [15]. Finally, facts come along with a textual representations which we call the *fact description* and take advantage of here.

There are a few differences between the NKLM and the traditional RNNLM. First, we assume that when a word is generated, it is either based on a fact or not. That is, at each time step, before predicting a word, we predict a fact on which the observed word will be based. Thus, our model provides the distribution over facts of a topic as well as the distribution of words. Similarly to how context information of previous words flows through the hidden states in the RNNLM, in the NKLM both the previous facts and words information flow through an RNN and provide richer context information.

Second, the model has two ways to generate the next word. One option is to generate a “vocabulary word” from the vocabulary softmax as is in the RNNLM. The other option is to generate a “knowledge word” by *copying* a word contained in the description of the predicted fact [16, 14]. Considering that the fact description is short and often consists of out-of-vocabulary words, we predict the position of the chosen word within the fact description. This *knowledge-copy* mechanism makes it possible to generate words which are not in the predefined vocabulary. Thus, it does not require to learn explicit embeddings of the words to generate, and consequently resolves the rare/unknown word problem.

Lastly, the NKLM can immediately adapt to new knowledge or changes in existing knowledge because the model learns to predict facts, which can easily be modified without having to retrain the model.

Training the above model in a supervised way requires aligning words with facts. To this end, we introduce a new dataset, called *WikiFacts*. For each topic in the dataset, a set of facts from the Freebase KG [7] and a Wikipedia description of the same topic is provided along with the alignment information. This alignment is done automatically by performing string matching between the fact description and the Wikipedia description.

2 Related Work

Language modeling is among the most important challenges in natural language processing and understanding. Beyond its usage as a standalone application, it has been an indispensable component in many language/speech tasks such as speech recognition [26, 1], machine translation [17], and dialogue systems [40, 34]. Incorporating a language model into such downstream tasks leads to remarkable performance improvements, e.g., by filtering out many grammatically correct but statistically unlikely outcomes.

There have been remarkable advances in language modeling research based on neural networks [4, 26]. In particular, the RNNLMs [26] are interesting for their ability to take advantage of longer term temporal dependencies without a strong conditional independence assumption. It is especially

¹We do not investigate the reasoning ability in this paper but highlight this example because explicit representation of facts would help handling such examples.

noteworthy that the RNNLM using the Long Short-Term Memory (LSTM) [20] has recently advanced to the level of outperforming carefully-tuned large-scale traditional n-gram based language models [23].

There have been many efforts to speedup the language models so that it can cover a larger vocabulary. These methods approximate the softmax output using hierarchical softmax [31, 29], importance sampling [5, 22], noise contrastive estimation [30], etc. However, although helpful to mitigate the computational problem, this approaches still suffer from the statistical problem due to rare or unknown words. Having the UNK word as the output of a generative language model is also inconvenient when the generated sentence is part of a user interface (e.g, dialogue system).

To help deal with the rare/unknown word problem, the pointer networks [39] have been adopted to implement the copy-mechanism [16, 14] and applied to machine translation and text summarization. With this approach, the (unknown) word to copy from the context is inferred from other (known) context words. However, because in our case the context can be very short and often contains no known relevant words (e.g., person names), we cannot use the existing approach directly.

Context-dependent (or topic-based) language models have been studied to better capture long-term dependencies, by learning some context representation from the history. [12] modeled the topic as a latent variable and proposed an EM-based approach. In [27], the topic features are learned by latent Dirichlet allocation (LDA) [6].

Our knowledge memory is also related to the recent literature on neural networks with external memory [2, 43, 36, 13] which is applied to question answering [43, 8, 44] and reading comprehension [18, 19]. In [43], given simple sentences as facts which are stored in the external memory, the question answering task is studied. In fact, the tasks that the knowledge-based language model aims to solve (predict the next word) can be considered as a fill-in-the-blank type of question answering, while in question answering, more natural questions (e.g., starting with “what is”) are of interest.

The idea of jointly using Wikipedia and knowledge graphs has also been used in the context of enriching word embedding [37, 11, 25].

Because the knowledge graphs such as Freebase are usually incomplete in the sense that some facts are missing or incorrect, there have been also many works on the knowledge-base completion [33, 35, 38].

3 Model

A topic k is associated with *topic knowledge* \mathcal{F}_k and *topic description* W_k . Topic knowledge \mathcal{F}_k is a set of facts $\{a^{k,1}, a^{k,2}, \dots, a^{k,|\mathcal{F}_k|}\}$ and topic description W_k is a sequence of words $(w_1^k, w_2^k, \dots, w_{|W_k|}^k)$ about the topic. A fact $a^{k,i} \in \mathcal{F}_k$ is a triple consisting of a subject, a relation, an object where the subject is equal to the topic² k . A fact is represented by its fact description (in our case in English), e.g., (*Barack Obama, Married-To, Michelle Obama*). In particular, we use the description of the object entity (*Michelle Obama*) as our fact description, from which we will copy some of the words. We denote the tokens (symbols) in the fact description by $\mathcal{O}_a = (o_1, o_2, \dots, o_{|\mathcal{O}_a|})$. For instance, in the above example, we have $\mathcal{O}_a = \{o_1 = \textit{Michelle}, o_2 = \textit{Obama}\}$.

For notation, we omit the topic index k whenever the meaning is clear without it. We also use bold characters for the vector representation of objects of our interest. For example, the embedding of a word w_t is represented by $\mathbf{w}_t = \mathbf{W}[w_t]$ where $\mathbf{W}^{D_w \times |\mathcal{V}|}$ is the word embedding matrix, and $\mathbf{W}[w_t]$ denotes the w_t -th column of \mathbf{W} .

For each topic k in the corpus, there exists a sequence $X_k = (x_1, x_2, \dots, x_{|X_k|})$, where x_t is a triple (w_t, z_t, a_t) with $w_t \in W_k$ the observed word, $a_t \in \mathcal{F}_k$ a fact on which the generated word w_t is based, and $z_t \in \{0, 1\}$ a binary variable indicating whether w_t is observed in the fact description \mathcal{O}_{a_t} or not. That is, $z_t = 1$ if $w_t \in \mathcal{O}_{a_t}$, and otherwise $z_t = 0$. Note that provided \mathcal{F}_k and W_k , the sequence of pairs $\{(a_t, z_t)\}_{t=1}^{|X_k|}$ is deterministically obtained.

²Although in Freebase the topic k can be either the subject or the object of the facts in \mathcal{F}_k , for simplicity, we process them such that the subject is always equal to the topic k .

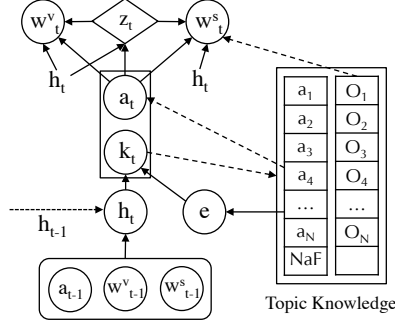


Figure 1: The NKLM model. The input consisting of word (w_{t-1}^s and w_{t-1}^v) and fact (a_{t-1}) predictions of the previous timestep goes into LSTM. The LSTM’s output h_t together with the knowledge context e generates fact-key k_t . Using the key, the fact embedding a_t is retrieved from the topic knowledge memory. Using a_t and h_t , knowledge-copy switch z_t is predicted, which in turn determines the next word generation source w_t^v or w_t^s . w_t^s takes a symbol from the fact description O_{a_t} .

While processing topic k , we assume that the topic knowledge \mathcal{F}_k is loaded in the *knowledge memory* in a form of a matrix $\mathbf{F}_k \in \mathbb{R}^{D_a \times |\mathcal{F}_k|}$ where the i -th column is a fact embedding $\mathbf{a}^{k,i} \in \mathbb{R}^{D_a}$. We obtain these embeddings from a preliminary run of a knowledge-graph embedding method such as TransE [9]. Note that we do not update the fact embedding during the training of our model to help the model predict new facts given at test time. Instead, our model learns to generate the embedding of the fact to retrieve.

The model performs four steps at each time step. First, using both the output word and fact of the previous time step as the input, we update the LSTM. Second, given the output of the LSTM, h_t , it predicts a fact and extracts the embedding of the fact a_t from the knowledge memory. Thirdly, with h_t and a_t , it decides from which source it generates a word. Finally, based on this binary decision, it generates a word either from the softmax on the fixed vocabulary as done in standard language models or copies a word from the fact description of the predicted fact. We describe a more detail inference procedure in the next section. A model diagram is depicted in Fig. 1.

3.1 Inference

Input Representation. As shown in Fig. 1, the input at time step t is the output word w_{t-1} and fact a_{t-1} of the previous time step. Because the output word w_{t-1} can be either from the vocabulary (w_{t-1}^v) or from the fact description (w_{t-1}^s), we represent w_{t-1} by the concatenation of $w_{t-1}^v \in \mathbb{R}^{D_v}$ and $w_{t-1}^s \in \mathbb{R}^{D_s}$ where one of them, that is not chosen at $t-1$, is set to a zero vector. We use the concatenation because $w^v \in \mathbb{R}^{D_v}$ is a word embedding whereas $w^s \in \mathbb{R}^{D_s}$ is a symbol-position embedding, and the embedding dimension D_s is much less than D_v (we use $D_s = 40$ and $D_w = 400$ in our experiments.)

More formally, after appending the fact embedding a_{t-1} , we obtain the following input representation \mathbf{x}_{t-1} into the LSTM at time t :

$$\mathbf{x}_{t-1} = [\mathbf{a}_{t-1} \parallel \mathbf{1}_{[z_{t-1}=0]} \mathbf{w}_{t-1}^v \parallel \mathbf{1}_{[z_{t-1}=1]} \mathbf{w}_{t-1}^s].$$

Here, we use $[\mathbf{a} \parallel \mathbf{b} \parallel \mathbf{c}]$ to denote the concatenation of arbitrary vectors \mathbf{a} , \mathbf{b} , and \mathbf{c} . Also, $\mathbf{1}_{[f]} = 1$ if the condition f is true, and otherwise $\mathbf{1}_{[f]} = 0$.

This input is then fed into the LSTM which returns the output states $\mathbf{h}_t = f_{\text{LSTM}}(\mathbf{x}_{t-1}, \mathbf{h}_{t-1})$.

Fact Prediction. After the LSTM layer, we first predict the relevant fact a_t on which the word w_t will be based. Because it is sensible to make some words not based on facts (e.g., words like *is*, *a*, *the*), we introduce a special fact class, called ‘Not-a-Fact (NaF)’. Unlike the fact embeddings, we learn the embedding of the NaF during training.

Predicting a fact is done by two steps. First, a fact-key $\mathbf{k}_{\text{fact}} \in \mathbb{R}^{D_a}$ is generated by

$$\mathbf{k}_{\text{fact}} = f_{\text{factkey}}(\mathbf{h}_t, \mathbf{e}_k). \quad (1)$$

Here, $\mathbf{e}_k \in \mathbb{R}^{D_a}$ is the topic context embedding (or a subgraph embedding of the topic) which encodes information about what facts are currently available in the current knowledge memory so that the key generator adapts to changes in the facts. For example, if we remove a fact from the memory, *without retraining*, the fact-key generator should be aware of the absence of that information and thus should not generate a key vector for the removed fact. Although, in the experiment, we use mean-pooling (average the facts embeddings in the memory) to obtain \mathbf{e}_k , one can also consider using the soft-attention mechanism [2].

Using the generated fact-key \mathbf{k}_{fact} , we then perform a key-value look-up over the knowledge memory \mathbf{F}_k to retrieve the representation \mathbf{a}_t of the predicted fact,

$$P(a_t|h_t) = \frac{\exp(\mathbf{k}_{\text{fact}}^\top \mathbf{F}_k[a_t])}{\sum_{a'} \exp(\mathbf{k}_{\text{fact}}^\top \mathbf{F}_k[a'])}, \quad (2)$$

$$a_t = \operatorname{argmax}_{a_t \in \mathcal{F}_k} P(a_t|h_t), \quad (3)$$

$$\mathbf{a}_t = F_k[a_t]. \quad (4)$$

Note that, in order to perform the copy-mechanism, we need to make a hard decision, that is, to pick a single fact from the knowledge memory, instead of using soft-attention.

Knowledge-Copy Switch. Given the encoding of all the previous words, \mathbf{h}_t , and the embedding of predicted fact, \mathbf{a}_t , the model decides the source of the next word generation: either the vocabulary or the fact description. It computes the probability for each of these two choices as

$$\hat{z}_t = p(z_t|h_t) = \operatorname{sigmoid}(f_{\text{copy}}(\mathbf{h}_t, \mathbf{a}_t)). \quad (5)$$

For facts about attributes such as *nationality* or *profession*, the words in the fact description (e.g., “American” or “actor”) are likely to be in the vocabulary, but for facts like as *year_of_birth* or *father_name*, the model is likely to choose to copy a word from the fact description because otherwise it is likely to be UNK in the vocabulary.

Word Generation. Word w_t is generated from a source indicated by the copy-switch z_t as follows:

$$w_t = \begin{cases} w_t^v \in \mathcal{V}, & \text{if } \hat{z}_t > 0.5, \\ w_t^s \in \mathcal{O}_{a_t}, & \text{otherwise.} \end{cases}$$

For vocabulary word w_t^v , we use the softmax function where an output dimension corresponds to a word in the vocabulary \mathcal{V} , including UNK,

$$\mathbf{k}_{\text{voca}} = f_{\text{voca}}(\mathbf{h}_t, \mathbf{a}_t), \quad (6)$$

$$P(w_t^v = w|h_t) = \frac{\exp(\mathbf{k}_{\text{voca}}^\top \mathbf{W}[w])}{\sum_{w' \in \mathcal{V}} \exp(\mathbf{k}_{\text{voca}}^\top \mathbf{W}[w'])}. \quad (7)$$

For knowledge word w_t^s , we predict the *position* of the word in the fact description and then copy the pointed word to output. This is because, unlike with the traditional copy-mechanism, our context words (i.e., the fact description) often consist of all unknown words and/or are very short. Copying allows us not to rely on the word embeddings for the knowledge words which are rarely observed. Instead, the position embeddings shared among all knowledge words are learned. For example, given that the first symbol $o_1 = \text{“Michelle”}$ was used in the previous time step and prior to that other words such as “Barack Obama” are also observed, the model predicts that w_t is likely to be the second symbol of the fact description *Michelle Obama*, i.e., $o_2 = \text{“Obama”}$.

For the copy-by-position, we first generate the symbol-position key,

$$\mathbf{k}_{\text{sympos}} = f_{\text{sympkey}}(\mathbf{h}_t, \mathbf{a}_t), \quad (8)$$

Then, the n -th symbol $o_n \in \mathcal{O}_{a_t}$ is chosen by

$$P(w_t^s = o_n|h_t, a_t) = \frac{\exp(\mathbf{k}_{\text{sympos}}^\top \mathbf{S}[n])}{\sum_{n'} \exp(\mathbf{k}_{\text{sympos}}^\top \mathbf{S}[n'])}. \quad (9)$$

with n' running from 0 to $|\mathcal{O}_{a_t}| - 1$. Here, $\mathbf{S}^{D^s \times N_{\text{max}}^o}$ is the symbol-position embedding matrix where N_{max}^o is the maximum length of the fact descriptions, i.e., $\max_{a \in \mathcal{F}} |\mathcal{O}_a|$ where $\mathcal{F} = \cup_k \mathcal{F}_k$. Note that N_{max}^o is typically a much smaller number than the size of vocabulary (e.g., 20 in our experiment).

Although in this paper we find that the simple position prediction performs well, we note that one could also use a more advanced encoding such as one based on a convolutional network [24] to model the fact description.

The implementation of the functions f used in the above is a design choice. In the experiments, we use one hidden layer MLPs.

At test time, to compute $p(w_t^k | w_{<t}^k)$, we can obtain $\{z_{<t}^k, a_{<t}^k\}$ from $\{w_{<t}^k\}$ and \mathcal{F}_k using the automatic labeler, and perform the above inference process with hard decisions taken about z_t and a_t based on the model’s predictions.

3.2 Learning

Given word observations $\{W_k\}_{k=1}^K$ and knowledge $\{\mathcal{F}_k\}_{k=1}^K$, our objective is to maximize the log-likelihood of the observed words w.r.t the model parameter θ ,

$$\theta^* = \operatorname{argmax}_{\theta} \sum_k \log P_{\theta}(W_k | \mathcal{F}_k). \quad (10)$$

Because, given W_k and \mathcal{F}_k , a sequence of indicator z_t and fact a_t is deterministically derived for each word w_t , the following equality is satisfied

$$P_{\theta}(W_k | \mathcal{F}_k) = P_{\theta}(X_k | \mathcal{F}_k). \quad (11)$$

By the chain rule of conditional probabilities, we can decompose the probability of the observation X_k as

$$\log P_{\theta}(X_k | \mathcal{F}_k) = \sum_{t=1}^{|X_k|} \log P_{\theta}(x_t^k | x_{1:t-1}^k, \mathcal{F}_k). \quad (12)$$

Then, omitting \mathcal{F}_k and k for simplicity, we can rewrite the single step conditional probability as

$$\begin{aligned} P_{\theta}(x_t | x_{1:t-1}) &= P_{\theta}(w_t, a_t, z_t | h_t) \\ &= P_{\theta}(w_t | a_t, z_t, h_t) P_{\theta}(a_t | h_t) P_{\theta}(z_t | h_t). \end{aligned} \quad (13)$$

Noticing that w_t is independent of a_t if $z_t = 0$ (i.e., $w_t \notin \mathcal{O}_{a_t}$), the above can be written as

$$= \begin{cases} P_{\theta}(w_t | z_t, h_t) P_{\theta}(z_t | h_t), & \text{if } z_t = 0, \\ P_{\theta}(w_t | a_t, z_t, h_t) P_{\theta}(a_t | h_t) P_{\theta}(z_t | h_t), & \text{otherwise } (z_t = 1). \end{cases} \quad (14)$$

We maximize the above objective using stochastic gradient optimization.

4 Evaluation

4.1 WikiFacts Dataset

An obstacle in developing the above model is the lack of datasets where the text corpus is aligned with facts in a KG at the word level. To this end, we produced the *WikiFacts* dataset where Wikipedia descriptions are aligned with corresponding Freebase (FB) facts³.

Using the fact that many freebase topics provide a link to its corresponding topic in Wikipedia, we choose a set of topics for which both a freebase entity and a Wikipedia description exist. In particular, in the experiments, we used a version of the dataset called *WikiFacts-FilmActor-v0.1* where the domain of the topics is restricted to the */Film/Actor* domain in Freebase.

For all object entity descriptions $\{O_{a^k}\}$ associated with $a^k \in \mathcal{F}_k$, we performed string matching to the Wikipedia description W_k . We used the summary part (first few paragraphs) of the Wikipedia page as text to be modeled and discarded topics for which the number of facts is greater than 1000 or the Wikipedia description is too short (< 3 sentences). For the string matching, we also used the synonyms provided by WordNet [28] as well as the alias information provided by Freebase. Thus, “U.S.A” and “United States” are all aligned with the same Freebase fact.

³Freebase has migrated to Wikidata. www.wikidata.org

# topics	# toks	# uniq toks	# facts	# entities
10K	1.5M	78k	813k	560K
# relations	$\max_k \mathcal{F}_k $	$\text{avg}_k \mathcal{F}_k $	$\max_a O_a $	$\text{avg}_a O_a $
1.5K	1K	79	19	2.15

Table 1: Statistics of the WikiFacts-FilmActor-v0.1 Dataset.

We augmented the fact set \mathcal{F}_k with the *anchor* facts \mathcal{A}_k whose relationship is all set to `UnknownRelation`. That is, observing that an anchor (words under hyperlink) in Wikipedia descriptions has a corresponding Freebase entity as well as being semantically closely related to the topic in which the anchor is found, we make a synthetic fact of the form $(Topic, \text{UnknownRelation}, Anchor)$. This potentially compensates for some missing facts in Freebase. Because we extract the anchor facts from the full Wikipedia page not only from the summary part and they all share the same relation, it is more challenging for the model to use these anchor facts than using the FB facts. In addition, we added another synthetic fact $(Topic, \text{TopicItself}, Topic)$ to \mathcal{F}_k so that it can be used when topic k itself is mentioned in the description \bar{W}_k .

As a result, for each word w in the processed dataset, we have a tuple (w, z_w, a_w, k_w) . We provide a summary of the dataset statistics in Table 1. The dataset will be available on a public webpage.

4.2 Experiments

Setup. We split the dataset into 80/10/10 for train, validation, and test. As a baseline model, we use the RNNLM. For both the NKLM and the RNNLM, two-layer LSTMs with dropout regularization [45] are used. We tested models with different numbers of LSTM hidden units [200, 500, 1000], and report results from the 1000 hidden-unit model. For the NKLM, we set the symbol embedding dimension to 40 and word embedding dimension to 400. Under this setting, the number of parameters in the NKLM is slightly smaller than that of the RNNLM. We used 100-dimension TransE embeddings for Freebase entities and relations, and summed the relation and object embeddings to obtain fact embeddings. We averaged all fact embeddings in \mathcal{F}_k to obtain the topic context embedding e_k .

We unrolled the LSTMs for 30 steps and used minibatch size 20. We trained the models using stochastic gradient ascent with gradient clipping range $[-5,5]$. The initial learning rate was set to 0.5 for the NKLM and 1.5 for the RNNLM, and decayed after every epoch by a factor of 0.98. We trained for 50 epochs and report the results chosen by the best validation set results.

Evaluation metric. The standard performance metric for language modeling is perplexity: $\exp(-\frac{1}{N} \sum_{i=1}^N \log p_{w_i})$. This metric, however, has a problem in evaluating language models for a corpus containing many named entities: *a model can get good perplexity by accurately predicting UNK words*. As an extreme example, when all words in a sentence are unknown words, a model predicting everything as UNK will get a good perplexity. Considering that unknown words provide virtually no useful information, this is clearly a problem in tasks such as question answering, dialogue modeling, and knowledge language modeling.

To this end, we introduce a new evaluation metric, called the Unknown-Penalized Perplexity (UPP), and evaluate the models on this metric as well as the standard perplexity (PPL). Because the actual word underlying the UNK should be one of the out-of-vocabulary (OOV) words, in UPP, we penalize the likelihood of unknown words as follows:

$$P_{\text{UPP}}(w_{\text{unk}}) = \frac{P(w_{\text{unk}})}{|\mathcal{V}_{\text{total}} \setminus \mathcal{V}_{\text{voca}}|}.$$

Here, $\mathcal{V}_{\text{total}}$ is a set of all unique words in the corpus, and $\mathcal{V}_{\text{voca}}$ is the vocabulary used in the softmax. In other words, in UPP we assume that the OOV set is equal to $|\mathcal{V}_{\text{total}} \setminus \mathcal{V}_{\text{voca}}|$ and thus assign a uniform probability to OOV words.

In another version, UPP-fact, we consider the fact that the RNNLM can also use the knowledge given to the NKLM to some extent, but with limited capability (because the model is not designed for it). For this, we assume that the OOV set is equal to the total knowledge vocabulary of a topic k , i.e.,

$$P_{\text{UPP-fact}}(w_{\text{unk}}) = \frac{P(w_{\text{unk}})}{|\mathcal{O}_k|},$$

Model	Validation			Test			# UNK
	PPL	UPP	UPP-f	PPL	UPP	UPP-f	
RNNLM	39.4	97.9	56.8	39.4	107.0	58.4	23247
NKLM	27.5	45.4	33.5	28.0	48.7	34.6	12523
no-copy	38.4	93.5	54.9	38.3	102.1	56.4	29756
no-fact-no-copy	40.5	98.8	58.0	40.3	107.4	59.3	32671
no-TransE	48.9	80.7	59.6	49.3	85.8	61.0	13903

Table 2: **We compare four different versions of the NKLM to the RNNLM on three different perplexity metrics.** We used 10K vocabulary. In **no-copy**, we disabled the knowledge-copy functionality, and in **no-fact-no-copy**, using topic knowledge is also additionally disabled by setting all facts as NaF. Thus, **no-fact-no-copy** is very similar to RNNLM. In **no-TransE**, we used random vectors instead of the TransE embeddings to initialize the KG entities. As shown, the NKLM shows best performance in all cases. The **no-fact-no-copy** performs similar to the RNNLM as expected (slightly worse because it has smaller model parameters than that of the RNNLM). As expected, **no-copy** performs better than **no-fact-no-copy** by using additional information from the fact embedding, but without the copy mechanism. In the comparison of the NKLM and **no-copy**, we can see the significant gain of using the copy mechanism to predict named entities. In the last column, we can also see that, with the copy mechanism, the number of predicting unknown decreases significantly. Lastly, we can see that the TransE embedding is indeed helpful.

Model	Validation			Test			# UNK
	PPL	UPP	UPP-f	PPL	UPP	UPP-f	
NKLM_5k	22.8	48.5	30.7	23.2	52.0	31.7	19557
RNNLM_5k	27.4	108.5	47.6	27.5	118.3	48.9	34994
NKLM_10k	27.5	45.4	33.5	28.0	48.7	34.6	12523
RNNLM_10k	39.4	97.9	56.8	39.4	107.0	58.4	23247
NKLM_20k	33.4	45.9	37.9	34.7	49.2	39.7	9677
RNNLM_20k	57.9	99.5	72.1	59.3	108.3	75.5	13773
NKLM_40k	41.4	49.0	44.4	43.6	52.7	47.1	5809
RNNLM_40k	82.4	107.9	92.3	86.4	116.9	97.9	9009

Table 3: **The NKLM and the RNNLM are compared for vocabularies of four different sizes [5K, 10K, 20K, 40K].** As shown, in all cases the NKLM significantly outperforms the RNNLM. Interestingly, for the standard perplexity (PPL), the gap between the two models increases as the vocabulary size increases while for UPP the gap stays at a similar level regardless of the vocabulary size. This tells us that the standard perplexity is significantly affected by the UNK predictions, because with UPP the contribution of UNK predictions to the total perplexity is very small. Also, from the UPP value for the RNNLM, we can see that it initially improves when vocabulary size is increased as it can cover more words, but decreases back when the vocabulary size is largest (40K) because the rare words are added last to the vocabulary.

where $\mathcal{O}_k = \cup_i \mathcal{O}_{a^k, i}$. In other words, by using UPP-fact, we assume that, for an unknown word, the RNNLM can pick one of the knowledge words with uniform probability.

Observations from the experiment results. We describe the detail results and discussion on the experiments in the captions of Table 2, 3, and 4. Our observations from the experiment results are as follows. (a) The NKLM outperforms the RNNLM in all three perplexity measures. (b) The copy-mechanism is the key of the significant performance improvement. Without the copy mechanism, the NKLM still performs better than the RNNLM due to its usage of the fact information, but the improvement is not so significant. (c) The NKLM results in a much smaller number of UNKs (roughly, a half of the RNNLM). (d) When no knowledge is available, the NKLM performs as well as the RNNLM. (e) KG embedding using TransE is an efficient way to initialize the fact embeddings. (f) The NKLM generates named entities in the provided facts whereas the RNNLM generates many more UNKs. (g) The NKLM shows its ability to adapt immediately to the change of the knowledge. (h) The standard perplexity is significantly affected by the prediction accuracy on the unknown words. Thus, one need carefully consider it as a metric for knowledge-related language models.

Warm-up	Louise Allbritton (3 july <unk>february 1979) was
RNNLM	a <unk><unk>who was born in <unk>, <unk>, <unk>, <unk>, <unk>, <unk>, <unk>
NKLM	an english [Actor]. he was born in [Oklahoma] , and died in [Oklahoma]. he was married to [Charles] [Collingwood]
Warm-up	Issa Serge Coelo (born 1967) is a <unk>
RNNLM	actor . he is best known for his role as <unk><unk>in the television series <unk>. he also
NKLM	[Film] director . he is best known for his role as the <unk><unk>in the film [Un] [taxi] [pour] [Aouzou]
Warm-up	Adam wade Gontier is a canadian Musician and Songwriter .
RNNLM	she is best known for her role as <unk><unk>on the television series <unk>. she has also appeared
NKLM	he is best known for his work with the band [Three] [Days] [Grace] . he is the founder of the
Warm-up	Rory Calhoun (august 8 , 1922 – april 28
RNNLM	, 2010) was a <unk>actress . she was born in <unk>, <unk>, <unk>. she was
NKLM	, 2008) was an american [Actor] . he was born in [Los] [Angeles] california . he was born in

Table 4: **Sampled Descriptions.** Given the warm-up phrases, we generated samples from the NKLM and the RNNLM. We denote the copied knowledge words by [word] and the UNK words by <unk>. Overall, the RNNLM generates many UNKs (we used 10K vocabulary) while the NKLM is capable to generate named entities even if the model has not seen some of the words at all during training. In the first case, we found that the generated symbols (word in []) conform to the facts of the topic (Louise Allbritton) except that she actually died in Mexico, not in Oklahoma. (We found that the place_of_death fact was missing.) While she is an actress, the model generated a word [Actor] because in Freebase representation, there exist only /profession/actor but no /profession/actress. It is also noteworthy that the NKLM fails to use the gender information in Freebase; the NKLM uses “he” instead of “she” although the fact /gender/female is available. From this, we see that if a fact is not detected (i.e., NaF), the statistical co-occurrence governs the information flow. Similarly, in other samples, the NKLM generates movie titles (Un Taxi Pour Aouzou), band name (Three Days Grace), and place of birth (Los Angeles). In addition, to see the NKLM’s ability of adapting to knowledge updates without retraining, we changed the fact /place_of_birth/Oklahoma to /place_of_birth/Chicago and found that the NKLM replaces “Oklahoma” by “Chicago” while keeping other words the same. We provide more analysis in the Appendix.

5 Conclusion

In this paper, we presented a novel Neural Knowledge Language Model (NKLM) that brings the symbolic knowledge from a knowledge graph into the expressive power of RNN language models. The NKLM significantly outperforms the RNNLM in terms of perplexity and predicts/generates named entities which are not observed during training, as well as adapting to changes in knowledge immediately.

We believe that the WikiFact dataset introduced in this paper, can be useful in other knowledge-related language tasks. In addition, the Unknown-Penalized Perplexity that we also introduce in this paper in order to resolve the limitation of the standard perplexity, can be useful in evaluating other language tasks.

The task that we investigated in this paper is limited in the sense that we assumed that the true topic of a given description is known. Relaxing this assumption by making the model search for proper topics on-the-fly will make the model more practical. We believe that there are many more open research challenges related to the knowledge language models.

Acknowledgments

The authors would like to thank Alberto García-Durán, Caglar Gulcehre, Chinnadhurai Sankar, Iulian Serban and Sarath Chandar for feedback and discussions as well as the developers of Theano [3], NSERC, CIFAR, Samsung and Canada Research Chairs for funding, and Compute Canada for computing resources.

References

- [1] Ebru Arisoy, Tara N Sainath, Brian Kingsbury, and Bhuvana Ramabhadran. Deep neural network language models. In *Proceedings of the NAACL-HLT 2012 Workshop: Will We Ever*

- Really Replace the N-gram Model? On the Future of Language Modeling for HLT*, pages 20–28. Association for Computational Linguistics, 2012.
- [2] Dzmitry Bahdanau, Kyunghyun Cho, and Yoshua Bengio. Neural machine translation by jointly learning to align and translate. *arXiv preprint arXiv:1409.0473*, 2014.
 - [3] Frédéric Bastien, Pascal Lamblin, Razvan Pascanu, James Bergstra, Ian Goodfellow, Arnaud Bergeron, Nicolas Bouchard, David Warde-Farley, and Yoshua Bengio. Theano: new features and speed improvements. *arXiv preprint arXiv:1211.5590*, 2012.
 - [4] Yoshua Bengio, Réjean Ducharme, Pascal Vincent, and Christian Jauvin. A neural probabilistic language model. In *Journal of Machine Learning Research*, 2003.
 - [5] Yoshua Bengio and Jean-Sebastien Senecal. Quick training of probabilistic neural nets by importance sampling. In *AISTATS 2003*, 2003.
 - [6] David M Blei, Andrew Y Ng, and Michael I Jordan. Latent dirichlet allocation. *the Journal of machine Learning research*, 3:993–1022, 2003.
 - [7] Kurt Bollacker, Colin Evans, Praveen Paritosh, Tim Sturge, and Jamie Taylor. Freebase: a collaboratively created graph database for structuring human knowledge. In *Proceedings of the 2008 ACM SIGMOD international conference on Management of data*, pages 1247–1250. ACM, 2008.
 - [8] Antoine Bordes, Nicolas Usunier, Sumit Chopra, and Jason Weston. Large-scale simple question answering with memory networks. *arXiv preprint arXiv:1506.02075*, 2015.
 - [9] Antoine Bordes, Nicolas Usunier, Alberto Garcia-Duran, Jason Weston, and Oksana Yakhnenko. Translating embeddings for modeling multi-relational data. In *Advances in Neural Information Processing Systems*, pages 2787–2795, 2013.
 - [10] Antoine Bordes, Jason Weston, Ronan Collobert, and Yoshua Bengio. Learning structured embeddings of knowledge bases. In *AAAI 2011*, 2011.
 - [11] Asli Celikyilmaz, Dilek Hakkani-Tur, Panupong Pasupat, and Ruhi Sarikaya. Enriching word embeddings using knowledge graph for semantic tagging in conversational dialog systems. In *2015 AAAI Spring Symposium Series*, 2015.
 - [12] Daniel Gildea and Thomas Hofmann. Topic-based language models using em. *EuroSpeech 1999*, 1999.
 - [13] Alex Graves, Greg Wayne, and Ivo Danihelka. Neural turing machines. *arXiv preprint arXiv:1410.5401*, 2014.
 - [14] Jiatao Gu, Zhengdong Lu, Hang Li, and Victor O. K. Li. Incorporating copying mechanism in sequence-to-sequence learning. *CoRR*, abs/1603.06393, 2016.
 - [15] Kelvin Gu, John Miller, and Percy Liang. Traversing knowledge graphs in vector space. *EMNLP 2015*, 2015.
 - [16] Caglar Gulcehre, Sungjin Ahn, Ramesh Nallapati, Bowen Zhou, and Yoshua Bengio. Pointing the unknown words. *ACL 2016*, 2016.
 - [17] Caglar Gulcehre, Orhan Firat, Kelvin Xu, Kyunghyun Cho, Loic Barrault, Huei-Chi Lin, Fethi Bougares, Holger Schwenk, and Yoshua Bengio. On using monolingual corpora in neural machine translation. *arXiv preprint arXiv:1503.03535*, 2015.
 - [18] Karl Moritz Hermann, Tomas Kocisky, Edward Grefenstette, Lasse Espeholt, Will Kay, Mustafa Suleyman, and Phil Blunsom. Teaching machines to read and comprehend. In *Advances in Neural Information Processing Systems*, pages 1684–1692, 2015.
 - [19] Felix Hill, Antoine Bordes, Sumit Chopra, and Jason Weston. The goldilocks principle: Reading children’s books with explicit memory representations. *arXiv preprint arXiv:1511.02301*, 2015.
 - [20] Sepp Hochreiter and Jürgen Schmidhuber. Long short-term memory. *Neural computation*, 9(8):1735–1780, 1997.
 - [21] Mohit Iyyer, Jordan L Boyd-Graber, Leonardo Max Batista Claudino, Richard Socher, and Hal Daumé III. A neural network for factoid question answering over paragraphs. In *EMNLP 2014*, pages 633–644, 2014.
 - [22] Sebastien Jean, Kyunghyun Cho, Roland Memisevic, and Yoshua Bengio. On using very large target vocabulary for neural machine translation. *ACL 2015*, 2015.

- [23] Rafal Jozefowicz, Oriol Vinyals, Mike Schuster, Noam Shazeer, and Yonghui Wu. Exploring the limits of language modeling. *arXiv preprint arXiv:1602.02410*, 2016.
- [24] Yoon Kim. Convolutional neural networks for sentence classification. *EMNLP 2014*, 2014.
- [25] Teng Long, Ryan Lowe, Jackie Chi Kit Cheung, and Doina Precup. Leveraging lexical resources for learning entity embeddings in multi-relational data. 2016.
- [26] Tomas Mikolov, Martin Karafiát, Lukas Burget, Jan Cernocký, and Sanjeev Khudanpur. Recurrent neural network based language model. In *INTERSPEECH 2010*, volume 2, page 3, 2010.
- [27] Tomas Mikolov and Geoffrey Zweig. Context dependent recurrent neural network language model. In *Spoken Language Technology Workshop (SLT), 2012 IEEE*, pages 234–239. IEEE, 2012.
- [28] George A Miller. Wordnet: a lexical database for english. *Communications of the ACM*, 38(11):39–41, 1995.
- [29] Andriy Mnih and Geoffrey E Hinton. A scalable hierarchical distributed language model. In *Advances in neural information processing systems*, pages 1081–1088, 2009.
- [30] Andriy Mnih and Yee Whye Teh. A fast and simple algorithm for training neural probabilistic language models. *ICML 2012*, 2012.
- [31] Frederic Morin and Yoshua Bengio. Hierarchical probabilistic neural network language model. *AISTATS 2005*, page 246, 2005.
- [32] Maximilian Nickel, Kevin Murphy, Volker Tresp, and Evgeniy Gabrilovich. A review of relational machine learning for knowledge graphs: From multi-relational link prediction to automated knowledge graph construction. *arXiv preprint arXiv:1503.00759*, 2015.
- [33] Sebastian Riedel, Limin Yao, Andrew McCallum, and Benjamin M Marlin. Relation extraction with matrix factorization and universal schemas. *NAACL HLT*, 2013.
- [34] Iulian V Serban, Alessandro Sordoni, Yoshua Bengio, Aaron Courville, and Joelle Pineau. Building end-to-end dialogue systems using generative hierarchical neural networks. *30th AAAI Conference on Artificial Intelligence*, 2015.
- [35] Richard Socher, Danqi Chen, Christopher D Manning, and Andrew Ng. Reasoning with neural tensor networks for knowledge base completion. In *Advances in Neural Information Processing Systems*, pages 926–934, 2013.
- [36] Sainbayar Sukhbaatar, Arthur Szlam, Jason Weston, and Rob Fergus. End-to-end memory networks. *NIPS 2015*, 2015.
- [37] Kristina Toutanova, Danqi Chen, Patrick Pantel, Pallavi Choudhury, and Michael Gamon. Representing text for joint embedding of text and knowledge bases. 2015.
- [38] Patrick Verga and Andrew McCallum. Row-less universal schema. *arXiv preprint arXiv:1604.06361*, 2016.
- [39] Oriol Vinyals, Meire Fortunato, and Navdeep Jaitly. Pointer networks. *NIPS 2015*, 2015.
- [40] Oriol Vinyals and Quoc Le. A neural conversational model. *arXiv preprint arXiv:1506.05869*, 2015.
- [41] Jason Weston. Dialog-based language learning. *arXiv preprint arXiv:1604.06045*, 2016.
- [42] Jason Weston, Antoine Bordes, Sumit Chopra, and Tomas Mikolov. Towards ai-complete question answering: A set of prerequisite toy tasks. *ICLR 2016*, 2016.
- [43] Jason Weston, Sumit Chopra, and Antoine Bordes. Memory networks. *ICLR 2015*, 2015.
- [44] Jun Yin, Xin Jiang, Zhengdong Lu, Lifeng Shang, Hang Li, and Xiaoming Li. Neural generative question answering. *arXiv preprint arXiv:1512.01337*, 2015.
- [45] Wojciech Zaremba, Ilya Sutskever, and Oriol Vinyals. Recurrent neural network regularization. *arXiv preprint arXiv:1409.2329*, 2014.

Appendix: Heatmaps

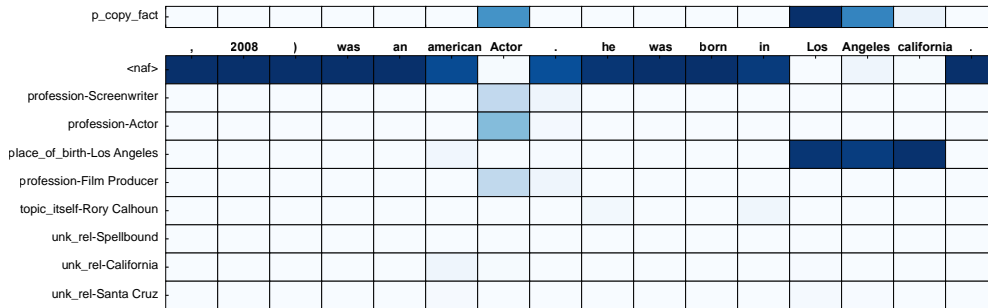


Figure 2: This is a heatmap of an example sentence generated by the NKLM having a warmup “*Rory Calhoun (august 8 , 1922 april 28*”. The first row shows the probability of knowledge-copy switch (Equation 5 in Section 3.1). The bottom heat map shows the state of the topic-memory at each time step (Equation 2 in Section 3.1). In particular, this topic has 8 facts and an additional <NaF> fact. For the first six time steps, the model retrieves <NaF>from the knowledge memory, copy-switch is off and the words are generated from the general vocabulary. For the next time step, the model gives higher probability to three different profession facts: “Screenwriter”, “Actor” and “Film Producer.” The fact “Actor” has the highest probability, copy-switch is higher than 0.5, and therefore “Actor” is copied as the next word. Moreover, we see that the model correctly retrieves the place of birth fact and outputs “Los Angeles.” After that, the model still predicts the place of birth fact, but copy-switch decides that the next word should come from the general vocabulary, and outputs “California.”

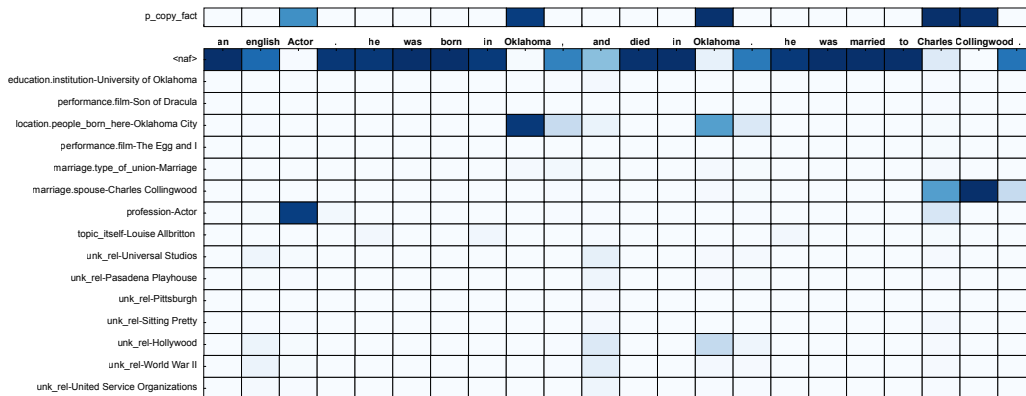


Figure 3: This is an example sentence generated by the NKLM having a warmup “*Louise Allbritton (3 july <unk>february 1979) was*”. We see that the model correctly retrieves and outputs the profession (“Actor”), place of birth (“Oklahoma”), and spouse (“Charles Collingwood”) facts. However, the model makes a mistake by retrieving the place of birth fact in a place where the place of death fact is supposed to be used. This is probably because the place of death fact is missing in this topic memory and then the model searches for a fact about location, which is somewhat encoded in the place of birth fact. In addition, *Louise Allbritton* was a woman, but the model generates a male profession “Actor” and male pronoun “he”. The “Actor” is generated because there is no “Actress” representation in Freebase.