
On the Robustness of Nearest Neighbor with Noisy Data

Wei Gao Bin-Bin Yang Zhi-Hua Zhou¹

Abstract

Nearest neighbor has always been one of the most appealing non-parametric approaches in machine learning, pattern recognition, computer vision, etc. Previous empirical studies partially demonstrate that nearest neighbor is resistant to noise, yet there is a lack of deep analysis. This work presents a full understanding on the robustness of nearest neighbor in the random noise setting.

We provide finite-sample, distribution-dependent bounds on the consistency of nearest neighbor. The theoretical results show that, for asymmetric noises, k -nearest neighbor is robust enough to classify most data correctly, except for a handful of examples, whose labels are totally misled by random noises. For symmetric noises, however, k -nearest neighbor achieves the same consistent rate as that of noise-free setting, which verifies the robustness of k -nearest neighbor. Motivated by theoretical analysis, we propose the *Robust k -Nearest Neighbor (RNN)* approach to deal with noisy labels. The basic idea is to make unilateral corrections to examples, whose labels are totally misled by random noises, and classify the others directly by utilizing the robustness of k -nearest neighbor. Extensive experiments show the effectiveness and robustness of the proposed algorithm.

1995; Kpotufe, 2011; Dasgupta, 2012; Kontorovich & Weiss, 2014; Shalev-Shwartz & Ben-David, 2014; Berlind & Uner, 2015; Kontorovich et al., 2017). Empirical studies partially demonstrated the resistance of k -nearest neighbor to noise in (Tarlow et al., 2013; Kusner et al., 2014), whereas there is a paucity of deep understanding.

This work focuses on binary classification in the presence of random classification noises (Angluin & Laird, 1988), that is, each observed label has been flipped with certain probability instead of seeing the ground-truth label, and training data of each class are contaminated by samples from the other class. Generally, noisy data may disturb learning process, increase sample and model complexities, and deteriorate effectiveness and quality of learned classifiers. For example, the random noise defeats all convex potential boosters (Long & Servedio, 2010), and support vector machines (SVMs) is sensitive to noisy labels. Many practical algorithms have been developed to tackle noisy labels (Angluin & Laird, 1988; Kearns, 1993; Lawrence & Schölkopf, 2001; Xu et al., 2006; Natarajan et al., 2013; Liu & Tao, 2016), most working with parametric classifiers, yet relatively few studies focus on non-parametric classifiers in the random noise setting.

This work presents a full understanding on the robustness of nearest neighbor both theoretically and empirically. The main contributions can be summarized as follows:

- We provide finite-sample and distribution-dependent bounds on the consistency of nearest neighbor. Our theoretical results show that, for asymmetric noises, k -nearest neighbor is robust enough to classify most data correctly, except for a handful of totally misled examples. For symmetric noises, however, k -nearest neighbor achieves the exactly same consistent rate as that of noise-free setting, which verifies the robustness of k -nearest neighbor. We also prove the inconsistency of 1-nearest neighbor, even for symmetric noises.
- Motivated by our theoretical analysis, we propose the *Robust k -Nearest Neighbor (RNN)* approach to deal with noisy labels. The basic idea is to make unilateral corrections to the examples misled totally by random noise, and classify the others directly by utilizing the robustness of k -nearest neighbor. Our approach also

1. Introduction

The nearest neighbor (Fix & Hodges, 1951; Cover & Hart, 1967) has been one of the oldest and most intuitive approaches in machine learning, pattern recognition, computer vision, etc. The basic idea is to classify each unlabeled instance by the label of its nearest neighbor (1-NN) or by the majority label of k nearest neighbors (k -NN). Despite of simplicity, this approach achieves good performance in practice, and makes good explanations of predictions with theoretical guarantee (Wagner, 1971; Kulkarni & Posner,

¹National Key Laboratory for Novel Software Technology, Nanjing University, Nanjing 210023, China. Correspondence to: Zhi-Hua Zhou <{zhouzh}@lamda.nju.edu>.

includes the noise estimations from corrupted datasets by nearest neighbor.

- Extensive experiments show the effectiveness and robustness of the proposed RNN algorithm on benchmark datasets, and theoretical results are verified empirically on synthetic dataset.

Related work

Angluin & Laird (1988) possibly presented the first random noise model, and this motivates a series of follow-up studies in the theoretical community. The finite VC-dimension has been used to characterize the learnability in (Aslam & Decatur, 1996; Cesa-Bianchi et al., 1999), and Ben-David et al. (2009) showed the equivalence between Littlestone dimension and learnability of online mistake bound. Kearns (1993) proposed the famous statistical query (SQ) model by capturing global statistical properties of large samples rather than individual example. Kalai & Servedio (2005) presented theoretical analysis of boosting algorithms in the presence of random noise.

Various practical approaches have been developed to deal with noisy data during the past decades, e.g., outlier detection (Brodley & Friedl, 1999), re-weights of training instances (Rebbapragada & Brodley, 2007; Liu & Tao, 2016; Wang et al., 2017a), perceptron algorithms (Bylander, 1994; Crammer et al., 2006; Dredze et al., 2008), robust losses (Xu et al., 2006; Masnadi-Shirazi & Vasconcelos, 2009; Denchev et al., 2012), unbiased losses (Natarajan et al., 2013; Gao et al., 2016), etc. The interested readers are also referred to the survey (Frenay & Verleysen, 2014).

Nearest neighbor has attracted much attention during the past decades (Fix & Hodges, 1951; Cover & Hart, 1967; Wagner, 1971; Kulkarni & Posner, 1995; Beygelzimer et al., 2006; Samworth, 2012; Kontorovich & Weiss, 2015; Kontorovich et al., 2016; Wang et al., 2017b). The asymptotic consistency of nearest neighbor has been studied in (Cover & Hart, 1967; Devroye et al., 1994; 1996; Dasgupta, 2012; Fix & Hodges, 1951; Stone, 1977). It is well-known that the classification error converges to Bayes error R^* for k_n -nearest neighbor when $k_n = o(n)$, and to $R^* + O(1/\sqrt{k})$ for k -nearest neighbor, and to at most $2R^*$ for 1-nearest neighbor. The consistency analysis based on finite sample has also been explored in the works of (Chaudhuri & Dasgupta, 2014; Shalev-Shwartz & Ben-David, 2014).

The rest of this paper is organized as follows. Section 2 presents some preliminaries. Section 3 provides theoretical analysis. Section 4 develops the *Robust k -Nearest Neighbor* (RNN) approach. Section 5 shows empirical studies. Section 6 concludes this work. Due to space limit, all technical proofs are presented in the supplement file.

2. Preliminaries

Let $\mathcal{X} = [0, 1]^d$ and $\mathcal{Y} = \{0, 1\}$ denote the instance and label space, respectively. Suppose that \mathcal{D} be an (unknown) underlying distribution over the product space $\mathcal{X} \times \mathcal{Y}$, and let $\mathcal{D}_{\mathcal{X}}$ be the marginal distribution over \mathcal{X} . Denote by

$$\eta(\mathbf{x}) = \Pr[y = +1 | \mathbf{x}]$$

the conditional probability w.r.t. distribution \mathcal{D} . In this work, we assume that $\eta(\mathbf{x})$ is L -Lipschitz for some constant $L > 0$, that is,

$$|\eta(\mathbf{x}) - \eta(\mathbf{x}')| \leq L \|\mathbf{x} - \mathbf{x}'\|.$$

Intuitively, this assumption implies that two instances are likely to have similar labels if they are close to each other, and such assumption has been taken in classification (Cover & Hart, 1967; Shalev-Shwartz & Ben-David, 2014). It is well-known (Devroye et al., 1996) that the Bayes classifier, which minimizes classification error, is given by

$$h_{\mathcal{D}}^*(\mathbf{x}) = I[\eta(\mathbf{x}) \geq 1/2],$$

and we have the Bayes error

$$R_{\mathcal{D}}^* = E_{\mathbf{x}}[\min\{\eta(\mathbf{x}), 1 - \eta(\mathbf{x})\}].$$

For a hypothesis $h: \mathcal{X} \rightarrow \mathcal{Y}$, we define the classification error over distribution \mathcal{D} as

$$R_{\mathcal{D}}(h) = \Pr_{(\mathbf{x}, y) \sim \mathcal{D}}[h(\mathbf{x}) \neq y] = E_{(\mathbf{x}, y) \sim \mathcal{D}}[I[h(\mathbf{x}) \neq y]].$$

Here, $I[\cdot]$ denotes the indicator function, which returns 1 if the argument is true and 0 otherwise.

Let $S_n = \{(\mathbf{x}_1, y_1), (\mathbf{x}_2, y_2), \dots, (\mathbf{x}_n, y_n)\}$ be a training data, where each example is selected independently and identically (i.i.d.) according to distribution \mathcal{D} . However, we can not observe the true labels y_i ($i \in [n]$) in the random noise model. Instead, each label has been flipped with a certain probability instead of seeing the true label, and training data of each class are contaminated by samples from the other class. Specifically, each label y_i is corrupted by random noise with proportions τ_+ and τ_- , that is,

$$\begin{aligned} \tau_+ &= \Pr[\hat{y}_i = -1 | y_i = +1], \\ \tau_- &= \Pr[\hat{y}_i = +1 | y_i = -1]. \end{aligned}$$

Throughout this work, we assume $\tau_+ + \tau_- < 1$ as in (Blum & Mitchell, 1998).

Let $\hat{\mathcal{D}}$ denote another distribution from true distribution \mathcal{D} , where labels are corrupted by random noises with proportions τ_+ and τ_- . We denote by the corrupted data

$$\hat{S}_n = \{(\mathbf{x}_1, \hat{y}_1), (\mathbf{x}_2, \hat{y}_2), \dots, (\mathbf{x}_n, \hat{y}_n)\}.$$

Essentially, each example $(\mathbf{x}_i, \hat{y}_i)$ is drawn i.i.d. according to corrupted distribution $\hat{\mathcal{D}}$. Let

$$\hat{\eta}(\mathbf{x}) = \Pr[\hat{y} = +1 | \mathbf{x}]$$

be conditional probability w.r.t. the corrupted distribution $\hat{\mathcal{D}}$. It is easy to get the relationship between $\eta(\mathbf{x})$ and $\hat{\eta}(\mathbf{x})$ as follows:

$$\hat{\eta}(\mathbf{x}) = (1 - \tau_+ - \tau_-)\eta(\mathbf{x}) + \tau_- \quad (1)$$

We further have

$$|\hat{\eta}(\mathbf{x}) - \hat{\eta}(\mathbf{x}')| = (1 - \tau_+ - \tau_-)|\eta(\mathbf{x}) - \eta(\mathbf{x}')|,$$

which implies that $\hat{\eta}(\mathbf{x})$ is $(1 - \tau_- - \tau_+)L$ -Lipschitz, i.e.,

$$|\hat{\eta}(\mathbf{x}) - \hat{\eta}(\mathbf{x}')| \leq (1 - \tau_+ - \tau_-)L\|\mathbf{x} - \mathbf{x}'\| \quad (2)$$

if $\eta(\mathbf{x})$ is L -Lipschitz.

We do not know the true data S_n , noise proportions τ_+ and τ_- , and distributions \mathcal{D} and $\tilde{\mathcal{D}}$ in practice, and what we can observe is a corrupted data \tilde{S}_n . The goal of this work is to learn a hypothesis $h_{\tilde{S}_n}^k$ with lower classification error over true distribution \mathcal{D} , but trained on the corrupted data \tilde{S}_n .

Let $[n] = \{1, 2, \dots, n\}$ for integer $n \geq 0$. Denote by $B(p)$ a Bernoulli distribution of parameter $p \in [0, 1]$, and $y \sim B(p)$ represents that random variable y is drawn according to Bernoulli distribution $B(p)$.

3. Theoretical Analysis

Given sample $\hat{S}_n = \{(\mathbf{x}_1, \hat{y}_1), (\mathbf{x}_2, \hat{y}_2), \dots, (\mathbf{x}_n, \hat{y}_n)\}$ and instance $\mathbf{x} \in \mathcal{X}$, let $\pi_1(\mathbf{x}), \pi_2(\mathbf{x}), \dots, \pi_n(\mathbf{x})$ be a reordering of $\{1, 2, \dots, n\}$ according to their distances to \mathbf{x} , i.e.,

$$\|\mathbf{x} - \mathbf{x}_{\pi_i(\mathbf{x})}\| \leq \|\mathbf{x} - \mathbf{x}_{\pi_{i+1}(\mathbf{x})}\| \text{ for } i < n.$$

For k -nearest neighbor algorithm, the output hypothesis is given by

$$h_{\hat{S}_n}^k(\mathbf{x}) = \begin{cases} 1 & \text{for } \sum_{i=1}^k \hat{y}_{\pi_i(\mathbf{x})} \geq k/2, \\ 0 & \text{otherwise.} \end{cases}$$

Given $\Delta \geq 0$, we introduce some useful sets as follows:

$$\begin{aligned} \mathcal{E}^b &= \{\mathbf{x} \in \mathcal{X} : \eta(\mathbf{x}) = 1/2\}, \\ \mathcal{E}_\Delta^p &= \{\mathbf{x} \in \mathcal{X} : \eta(\mathbf{x}) > 1/2, \hat{\eta}(\mathbf{x}) \geq 1/2 + \Delta\}, \\ \mathcal{E}_\Delta^n &= \{\mathbf{x} \in \mathcal{X} : \eta(\mathbf{x}) < 1/2, \hat{\eta}(\mathbf{x}) \leq 1/2 - \Delta\}. \end{aligned}$$

Here \mathcal{E}^b denotes the boundary set of Bayes's classifier w.r.t. distribution \mathcal{D} , while \mathcal{E}_Δ^p and \mathcal{E}_Δ^n show the most correctly predictive sets of positive and negative instances in the noise setting, respectively. We further denote by

$$\mathcal{A}_\Delta = \mathcal{X} \setminus \mathcal{E}_\Delta^p \setminus \mathcal{E}_\Delta^n \setminus \mathcal{E}^b$$

where the labels are relatively hard to be predicted correctly. It is necessary to introduce the following set

$$\begin{aligned} \mathcal{A}_0 &= \mathcal{X} \setminus \mathcal{E}_0^p \setminus \mathcal{E}_0^n \setminus \mathcal{E}^b \\ &= \{\mathbf{x} \in \mathcal{X} : (\eta(\mathbf{x}) - 1/2)(\hat{\eta}(\mathbf{x}) - 1/2) < 0\}. \end{aligned}$$

We can see that the labels of examples in \mathcal{A}_0 are totally misled by random noise.

We begin with consistency analysis of k -nearest neighbour in the random noise setting as follows:

Theorem 1 *Let \hat{S}_n be a corrupted sample with noise proportions τ_- and τ_+ . Let $h_{\hat{S}_n}^k$ be the output hypothesis of applying k -nearest neighbor to \hat{S}_n . We have*

$$\begin{aligned} E_{\hat{S}_n \sim \hat{\mathcal{D}}^n} [R_{\mathcal{D}}(h_{\hat{S}_n}^k)] &\leq R_D^* + \Pr_{\mathbf{x} \sim \mathcal{D}_X} [\mathbf{x} \in \mathcal{A}_\Delta] \\ &\quad + \frac{1}{\sqrt{k}} + 2((1 - \tau_+ - \tau_-)L/\sqrt{d})^{\frac{d}{1+d}} \left(\frac{k}{n}\right)^{\frac{1}{1+d}} \end{aligned}$$

where $\Delta = \max\{2\sqrt{d}((1 - \tau_+ - \tau_-)L)^{\frac{d}{1+d}}(k\sqrt{d}/n)^{\frac{1}{1+d}}, \sqrt{\log k/k}\}$.

Notice that $R_{\mathcal{D}}(h_{\hat{S}_n}^k) = \Pr_{(\mathbf{x}, y) \sim \mathcal{D}}[h_{\hat{S}_n}^k(\mathbf{x}) \neq y]$ denotes the classification error of k -nearest neighbor $h_{\hat{S}_n}^k$ over the true distribution \mathcal{D} , while the hypothesis $h_{\hat{S}_n}^k$ is trained on corrupted sample \hat{S}_n . The proof is given in Appendix A.

Based on this theorem, we have

$$E_{\hat{S}_n \sim \hat{\mathcal{D}}^n} [R_{\mathcal{D}}(h_{\hat{S}_n}^k)] - R_D^* \rightarrow \Pr_{\mathbf{x} \sim \mathcal{D}_X} [\mathbf{x} \in \mathcal{A}_0] \quad (3)$$

if $k = k(n) \rightarrow \infty$ and $k/n \rightarrow 0$ as $n \rightarrow \infty$. As can be seen, the classification error of k -nearest neighbor is biased at most $\Pr_{\mathbf{x} \sim \mathcal{D}_X} [\mathbf{x} \in \mathcal{A}_0]$ from the Bayes error R_D^* in the asymptotic convergence. Hence, k -nearest neighbor is robust enough to classify most examples correctly, except for examples in \mathcal{A}_0 , whose labels are totally misled.

This theorem could motivate us to design effective strategies to deal with examples in \mathcal{A}_0 , and simultaneously classify the others by utilizing the robustness of k -nearest neighbor, which will be shown in Section 4.

For symmetric noises $\tau_+ = \tau_-$, we have $\mathcal{A}_0 = \emptyset$ from Eqn. (1), which implies the consistency of k -nearest neighbor. Actually, we can provide a stronger theorem, and the detailed proof is presented in Appendix B.

Theorem 2 *For $k \geq 8$ and $\tau_- = \tau_+ = \tau$, we have*

$$\begin{aligned} E_{\hat{S}_n \sim \mathcal{D}^n} [R(h_{\hat{S}_n}^k)] &\leq R_D^* + 2R_D^*/\sqrt{k} \\ &\quad + \frac{2\tau}{(1 - 2\tau)\sqrt{k}} + 5 \max\{L, \sqrt{L}\}\sqrt{d} \left(\frac{k}{n}\right)^{\frac{1}{1+d}}. \end{aligned}$$

For symmetric noises, we have

$$E_{\hat{S}_n \sim \mathcal{D}^n} [R(h_{\hat{S}_n}^k)] \rightarrow R_{\mathcal{D}}^*$$

if $k = k(n) \rightarrow \infty$ and $k/n \rightarrow 0$ as $n \rightarrow \infty$; we also have

$$E_{\hat{S}_n \sim \mathcal{D}^n} [R(h_{\hat{S}_n}^k)] \rightarrow R_{\mathcal{D}}^* + O(1/\sqrt{k})$$

for constant k as $n \rightarrow \infty$. Therefore, the convergence rates of k -nearest neighbors in the symmetric noise setting are exactly the same as that of noise-free setting (Fix & Hodges, 1951; Stone, 1977; Devroye, 1981; Dasgupta, 2012; Shalev-Shwartz & Ben-David, 2014; Chaudhuri & Dasgupta, 2014), which proves the robustness of k -nearest neighbor, particularly for large k .

Based on Theorem 2, we present consistency analysis for k -nearest neighbor in the noise-free setting:

Corollary 3 For $k \geq 8$ and $\tau_0 = \tau_+ = 0$, we have

$$\begin{aligned} E_{S_n \sim \mathcal{D}^n} [R(h_{S_n}^k)] \\ \leq R_{\mathcal{D}}^* + \frac{2R_{\mathcal{D}}^*}{\sqrt{k}} + 5 \max\{L, \sqrt{L}\} \sqrt{d} \left(\frac{k}{n}\right)^{\frac{1}{1+d}}. \end{aligned}$$

This corollary directly improves (Shalev-Shwartz & Ben-David, 2014, Theorem 19.5), which can be written (with our notations) as, for $k \geq 10$,

$$E_{\hat{S}_n \sim \hat{\mathcal{D}}^n} [R(h_{\hat{S}_n}^k)] \leq R_{\mathcal{D}}^* + \frac{2\sqrt{2}R_{\mathcal{D}}^*}{\sqrt{k}} + \frac{6L\sqrt{d} + k}{n^{\frac{1}{1+d}}}.$$

As can be seen, Corollary 3 presents the consistency of nearest neighbor as $k/n \rightarrow 0$, while the above shows the convergence as $k/n^{1/(1+d)} \rightarrow 0$.

We finally study the inconsistency of 1-nearest neighbor even for symmetric noise. The output hypothesis of nearest neighbor is defined as $h_{\hat{S}_n}^1 = \hat{y}_{\pi_1(\mathbf{x})}$, where $\pi_1(\mathbf{x})$ denotes the nearest neighbor of \mathbf{x} in \hat{S}_n .

Theorem 4 For $\tau_- = \tau_+ = \tau$, we have

$$\begin{aligned} E_{\hat{S}_n \sim \hat{\mathcal{D}}^n} [R_{\mathcal{D}}(h_{\hat{S}_n}^1)] &\geq \tau + (1 - 2\tau) \left(R_{\mathcal{D}}^* - \frac{3L\sqrt{d}}{2n^{1/(d+1)}} \right), \\ E_{\hat{S}_n \sim \hat{\mathcal{D}}^n} [R_{\mathcal{D}}(h_{\hat{S}_n}^1)] &\leq \tau + (1 - 2\tau) \left(2R_{\mathcal{D}}^* + \frac{3L\sqrt{d}}{2n^{1/(d+1)}} \right). \end{aligned}$$

The detailed proof is given in Appendix C. Based on this theorem, we have

$$E_{\hat{S}_n \sim \hat{\mathcal{D}}^n} [R_{\mathcal{D}}(h_{\hat{S}_n}^1)] - R_{\mathcal{D}}^* \geq (1 - 2R_{\mathcal{D}}^*)\tau \quad \text{as } n \rightarrow \infty.$$

This shows the inconsistency of 1-nearest neighbor unless the trivial case $R_{\mathcal{D}}^* = 1/2$, where $\eta(\mathbf{x}) = 1/2$ for each $\mathbf{x} \in \mathcal{X}$ and any classifier $h: \mathcal{X} \rightarrow \{-1, 1\}$ becomes Bayes classifier. Let us consider $\eta(\mathbf{x})(1 - \eta(\mathbf{x})) = 0$ for each $\mathbf{x} \in \mathcal{X}$, and we have $R_{\mathcal{D}}^* = 0$. Theorem 4 gives

$$E_{\hat{S}_n \sim \hat{\mathcal{D}}^n} [R_{\mathcal{D}}(h_{\hat{S}_n}^1)] \rightarrow \rho \quad \text{as } n \rightarrow \infty,$$

which is obviously biased from Bayes error $R_{\mathcal{D}}^* = 0$.

Algorithm 1 Robust k -Nearest Neighbor (RNN)

Input: Data $\hat{S}_n = \{(\mathbf{x}_1, \hat{y}_1), \dots, (\mathbf{x}_n, \hat{y}_n)\}$, new instance $\mathbf{x} \in \mathcal{X}$, predicted parameter k and noise parameter k'

- 1: **for** $j \in [n]$ **do**
- 2: Calculate $\hat{\eta}(\mathbf{x}_j)$ by k' -nearest neighbor from Eqn. (5)
- 3: **end for**
- 4: Estimate noise proportions τ_+ and τ_- from Eqn. (6)
- 5: Calculate $\hat{\eta}(\mathbf{x})$ of new instance \mathbf{x} by k -nearest neighbor according to Eqn. (4)
- 6: Set $y = I[\hat{\eta}(\mathbf{x}) \geq 1/2]$
- 7: **if** $\tau_- > \tau_+$ and $\hat{\eta}(\mathbf{x}) - 1/2 \in (0, \tau_-/2 - \tau_+/2)$ **then**
- 8: Update $y = 0$
- 9: **end if**
- 10: **if** $\tau_- < \tau_+$ and $\hat{\eta}(\mathbf{x}) - 1/2 \in (\tau_-/2 - \tau_+/2, 0)$ **then**
- 11: Update $y = 1$
- 12: **end if**

Output: the predicted label y

4. The RNN Approach

Motivated from the preceding theoretical analysis, we will develop the *Robust k -Nearest Neighbor (RNN)* approach to tackle noisy labels in this section. Notice that k -nearest neighbor is robust enough to tackle most data except for examples in \mathcal{A}_0 , whose labels are totally misled by random noises. Hence, it suffices to develop effective strategies to classify examples in \mathcal{A}_0 correctly.

Recall that

$$\mathcal{A}_0 = \{\mathbf{x} \in \mathcal{X} : (\eta(\mathbf{x}) - 1/2)(\hat{\eta}(\mathbf{x}) - 1/2) < 0\}.$$

According to Eqn. (1), we have the following relationship

$$\hat{\eta}(\mathbf{x}) - 1/2 = (1 - \tau_+ - \tau_-)(\eta(\mathbf{x}) - 1/2) + (\tau_- - \tau_+)/2.$$

We first consider $\tau_- > \tau_+$. For $\mathbf{x} \in \mathcal{X}$, if $\eta(\mathbf{x}) > 1/2$, then $\hat{\eta}(\mathbf{x}) > 1/2$, which implies $\mathbf{x} \notin \mathcal{A}_0$. On the other hand, if $\eta(\mathbf{x}) < 1/2$, then

$$\hat{\eta}(\mathbf{x}) - 1/2 \leq \tau_-/2 - \tau_+/2 \quad \text{for } \mathbf{x} \in \mathcal{A}_0.$$

This follows that, for $\tau_- > \tau_+$,

$$\mathcal{A}_0 = \{\mathbf{x} \in \mathcal{X} : 0 < \hat{\eta}(\mathbf{x}) - 1/2 \leq \tau_-/2 - \tau_+/2\}.$$

In a similar manner, we have, for $\tau_- < \tau_+$,

$$\mathcal{A}_0 = \{\mathbf{x} \in \mathcal{X} : \tau_-/2 - \tau_+/2 \leq \hat{\eta}(\mathbf{x}) - 1/2 < 0\}.$$

Hence, our basic idea is to make unilateral corrections to corrupted labels in \mathcal{A}_0 . In other words, we predict the label as 1 for instance $\mathbf{x} \in \mathcal{X}$ when $\tau_- > \tau_+$ and $\hat{\eta}(\mathbf{x}) - 1/2 \in (0, \tau_-/2 - \tau_+/2)$, and predict as 0 when $\tau_- < \tau_+$ and $\hat{\eta}(\mathbf{x}) - 1/2 \in (\tau_-/2 - \tau_+/2, 0)$.

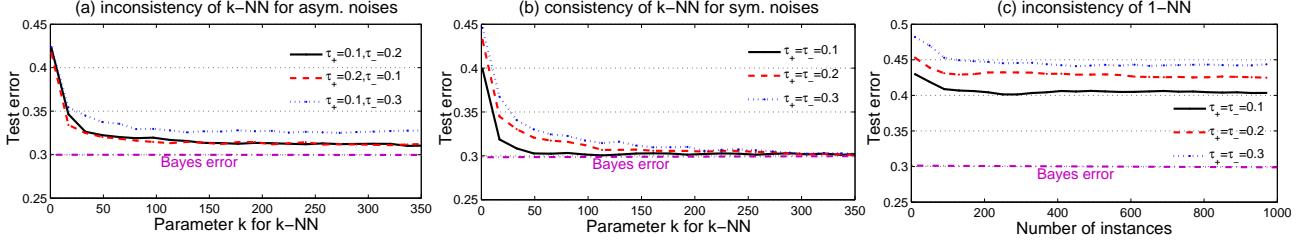


Figure 1. (a) Empirical results of k -nearest neighbor for asymmetric noises. (b) Empirical results of k -nearest neighbor for symmetric noises. (c) Empirical results of 1-nearest neighbor for symmetric noises.

One limitation is that we do not know the corrupted conditional probability $\hat{\eta}(\mathbf{x})$ in practice since the corrupted distribution $\hat{\mathcal{D}}$ is unknown, and what we can observe is a training data \hat{S}_n . We will approximate $\hat{\eta}(\mathbf{x})$ by k -nearest neighbor, and assume that $(\mathbf{x}_{\pi_1(\mathbf{x})}, \hat{y}_{\pi_1(\mathbf{x})}), \dots, (\mathbf{x}_{\pi_k(\mathbf{x})}, \hat{y}_{\pi_k(\mathbf{x})})$ are k nearest neighbors of instance \mathbf{x} . We have

$$\hat{\eta}(\mathbf{x}) \approx \frac{1}{k} \sum_{i=1}^k \hat{y}_{\pi_i(\mathbf{x})}, \quad (4)$$

where k is called *predictive* parameter.

Another limitation lies in the knowledge of noise proportions τ_+ and τ_- as a prior in our analysis. The estimations of noise proportions from a corrupted data have been well-studied in the works of (Scott et al., 2013; Menon et al., 2015; Liu & Tao, 2016; Ramaswamy et al., 2016). Inspired by (Menon et al., 2015; Liu & Tao, 2016), we make noise estimation based on conditional probability.

Instead of estimating the conditional probability based on learning algorithms as in (Liu & Tao, 2016), we introduce another k' -nearest neighbor to make an approximation, similarly to Eqn. (4), that is, for each example $(\mathbf{x}_j, \hat{y}_j) \in \hat{S}_n$, let $(\mathbf{x}_{\pi_1(\mathbf{x}_j)}, \hat{y}_{\pi_1(\mathbf{x}_j)}), \dots, (\mathbf{x}_{\pi_{k'}(\mathbf{x}_j)}, \hat{y}_{\pi_{k'}(\mathbf{x}_j)})$ are k' nearest neighbors of instance \mathbf{x}_j in training data \hat{S}_n . We have

$$\hat{\eta}(\mathbf{x}_j) \approx \frac{1}{k' + 1} \sum_{i=0}^{k'} \hat{y}_{\pi_i(\mathbf{x}_j)} \quad (5)$$

where $\hat{y}_{\pi_0(\mathbf{x}_j)} = \hat{y}_j$, and k' is called *noise* parameter. We finally obtain the estimations of noise proportions as

$$\tau_+ = \min_{j \in [n]} \{\hat{\eta}(\mathbf{x}_j)\} \quad \text{and} \quad \tau_- = \min_{j \in [n]} \{1 - \hat{\eta}(\mathbf{x}_j)\} \quad (6)$$

Algorithm 1 gives the detailed descriptions of the proposed RNN method. As can be seen, this algorithm can be simplified to be the traditional k -nearest neighbor classification when $\tau_+ = \tau_-$. In addition, it is not necessary to make precise estimations of τ_+ and τ_- , while the difference $\tau_+ - \tau_-$ plays the key ingredient for classification.

Table 1. Benchmark datasets

datasets	#inst	#feat	datasets	#inst	#feat
heart	270	13	segment	2,310	19
ionosphere	351	34	landsat	6,435	36
housing	506	13	mushroom	8,124	112
cancer	683	10	usps	9,298	256
diabetes	768	8	pendigits	10,992	16
vehicle	846	18	letter	15,000	16
fourclass	862	2	magic04	19,020	10
german	1,000	24	w8a	49,749	300
splice	1,000	60	shuttle	58,000	9
optdigits	1,143	42	acoustic	78,823	50

5. Experiments

In this section, we will verify our theoretical analysis on synthetic dataset in Section 5.1, and shows the effectiveness of the RNN approach on benchmark datasets in Section 5.2, followed by parameter analysis in Section 5.3.

5.1. Synthetic Dataset

Similarly to the setting of synthetic dataset (Berlind & Uner, 2015), we consider the instance space $\mathcal{X} = [0, 1]^2$, and suppose that $\mathcal{D}_{\mathcal{X}}$ is a uniform distribution over \mathcal{X} . Let $\eta(x_1, x_2) = (1 - \sin(2\pi x_1) \sin(2\pi x_2))/2$ denote the noise-free conditional probability. We then select 4000 and 3000 examples (i.i.d) for training and testing, respectively. Given noise proportions (τ_+, τ_-) , the labels of training data are flipped accordingly and independently for 40 times with different random seeds, and the average classification error is calculated on test data without noise corruptions.

Figure 1(a) shows that, for asymmetric noises, test error of k -nearest neighbor does not converge to Bayes error as k increases, which is nicely in agreement with Theorem 1. Figure 1(b) shows the consistency of k -nearest neighbor for symmetric noises and large k , as expected in Theorem 2. Figure 1(c) shows the inconsistency of 1-nearest neighbor for symmetric noises as the sample size increases, which well supports Theorem 4 empirically.

Table 2. Comparison of test accuracy (mean \pm std.) on benchmark datasets. \bullet/\circ indicates that our RNN is significantly better/worse than the corresponding method (pairwise t -tests at 95% significance level).

datasets	(τ_+, τ_-)	Our RNN	IR-KSVM	IR-LLog	LD-KSVM	UE-LLog	AROW	NHERD
heart	(0.1, 0.2)	.8544 \pm .0452	.7941 \pm .0318 \bullet	.7088 \pm .1302 \bullet	.8000 \pm .0362 \bullet	.8029 \pm .0533 \bullet	.7721 \pm .0451 \bullet	.7721 \pm .0525 \bullet
	(0.3, 0.1)	.8706 \pm .0403	.8279 \pm .0505 \bullet	.6853 \pm .1395 \bullet	.8265 \pm .0474 \bullet	.8088 \pm .0500 \bullet	.7456 \pm .0654 \bullet	.7338 \pm .0954 \bullet
	(0.4, 0.4)	.7471 \pm .0706	.5515 \pm .1299 \bullet	.6471 \pm .1226 \bullet	.6368 \pm .1304 \bullet	.6735 \pm .0917 \bullet	.6750 \pm .0691 \bullet	.6074 \pm .1397 \bullet
ionosphere	(0.1, 0.2)	.8818 \pm .0229	.8966 \pm .0281 \circ	.8205 \pm .0363 \bullet	.8875 \pm .0323	.8091 \pm .0374 \bullet	.8227 \pm .0409 \bullet	.7670 \pm .0611 \bullet
	(0.3, 0.1)	.8705 \pm .0289	.8795 \pm .0216	.8284 \pm .0353 \bullet	.8841 \pm .0232 \circ	.8045 \pm .0404 \bullet	.7818 \pm .0386 \bullet	.7341 \pm .1170 \bullet
	(0.4, 0.4)	.7705 \pm .0730	.6727 \pm .1025 \bullet	.6989 \pm .1025 \bullet	.7341 \pm .1137 \bullet	.6727 \pm .0923 \bullet	.7102 \pm .0981 \bullet	.6227 \pm .1653 \bullet
housing	(0.1, 0.2)	.8664 \pm .0181	.8661 \pm .0246	.8701 \pm .0145	.8780 \pm .0179 \circ	.8677 \pm .0257	.8701 \pm .0201	.8622 \pm .0197
	(0.3, 0.1)	.8693 \pm .0250	.8583 \pm .0445	.8693 \pm .0433	.8677 \pm .0356	.8654 \pm .0357	.8751 \pm .0355	.8614 \pm .0347
	(0.4, 0.4)	.8157 \pm .0428	.7756 \pm .0476 \bullet	.7874 \pm .0609 \bullet	.7173 \pm .0687 \bullet	.7976 \pm .0393	.7787 \pm .0489 \bullet	.7063 \pm .1412 \bullet
cancer	(0.1, 0.2)	.9731 \pm .0114	.9673 \pm .0133	.9661 \pm .0132	.9690 \pm .0126	.9567 \pm .0146 \bullet	.9696 \pm .0134	.9690 \pm .0110
	(0.3, 0.1)	.9760 \pm .0125	.9661 \pm .0120	.9561 \pm .0181 \bullet	.9655 \pm .0164	.9503 \pm .0223 \bullet	.9345 \pm .0308 \bullet	.9444 \pm .0362 \bullet
	(0.4, 0.4)	.9006 \pm .1031	.9345 \pm .0324 \circ	.8953 \pm .0370	.8819 \pm .0642 \bullet	.8725 \pm .0670 \bullet	.9072 \pm .0425	.8830 \pm .0499 \bullet
diabetes	(0.1, 0.2)	.7531 \pm .0276	.7641 \pm .0382 \circ	.7464 \pm .0379	.7651 \pm .0258 \circ	.7578 \pm .0368	.7603 \pm .0227	.7500 \pm .0256
	(0.3, 0.1)	.7429 \pm .0361	.7255 \pm .0430 \bullet	.7307 \pm .0449	.7448 \pm .0358	.7505 \pm .0332	.7115 \pm .0342 \bullet	.7376 \pm .0434
	(0.4, 0.4)	.6923 \pm .0659	.6411 \pm .1044 \bullet	.6771 \pm .0641	.6682 \pm .0905 \bullet	.6807 \pm .0874	.6914 \pm .0769	.7089 \pm .0403
vehicle	(0.1, 0.2)	.9615 \pm .0211	.9624 \pm .0186	.8725 \pm .1157 \bullet	.9615 \pm .0177	.9330 \pm .0382 \bullet	.9459 \pm .0319 \bullet	.8734 \pm .1009 \bullet
	(0.3, 0.1)	.9505 \pm .0230	.9275 \pm .0285 \bullet	.6789 \pm .2000 \bullet	.9284 \pm .0255 \bullet	.9028 \pm .0426 \bullet	.9064 \pm .0538 \bullet	.8275 \pm .0915 \bullet
	(0.4, 0.4)	.8394 \pm .0514	.7864 \pm .1495 \bullet	.6358 \pm .1104 \bullet	.7908 \pm .1154 \bullet	.7523 \pm .0852 \bullet	.8202 \pm .0729 \bullet	.7743 \pm .1212 \bullet
fourclass	(0.1, 0.2)	.9968 \pm .0038	.8130 \pm .0236 \bullet	.7528 \pm .0273 \bullet	.8074 \pm .0303 \bullet	.7583 \pm .0281 \bullet	.6926 \pm .0293 \bullet	.7204 \pm .0169 \bullet
	(0.3, 0.1)	.9977 \pm .0024	.8167 \pm .0304 \bullet	.7597 \pm .0282 \bullet	.8194 \pm .0298 \bullet	.7639 \pm .0261 \bullet	.6912 \pm .0259 \bullet	.7144 \pm .0461 \bullet
	(0.4, 0.4)	.8194 \pm .0556	.7093 \pm .0580 \bullet	.6769 \pm .1031 \bullet	.7347 \pm .0755 \bullet	.7361 \pm .0468 \bullet	.7056 \pm .0285 \bullet	.7139 \pm .0317 \bullet
german	(0.1, 0.2)	.7552 \pm .0197	.6692 \pm .0259 \bullet	.7603 \pm .0259	.6836 \pm .0299 \bullet	.7584 \pm .0267	.6932 \pm .0302	.6644 \pm .0234
	(0.3, 0.1)	.7460 \pm .0300	.6932 \pm .0278 \bullet	.7340 \pm .0309	.7056 \pm .0375 \bullet	.7388 \pm .0358	.6784 \pm .0279 \bullet	.6424 \pm .0412 \bullet
	(0.4, 0.4)	.6704 \pm .0523	.6100 \pm .0326 \bullet	.6696 \pm .0302	.5752 \pm .0330 \bullet	.6648 \pm .0315	.6128 \pm .0415 \bullet	.5824 \pm .0563 \bullet
splice	(0.1, 0.2)	.7812 \pm .0357	.7812 \pm .0273	.7612 \pm .0388 \bullet	.8080 \pm .0318 \circ	.7592 \pm .0221 \bullet	.6812 \pm .0248 \bullet	.6648 \pm .0230 \bullet
	(0.3, 0.1)	.7720 \pm .0240	.7384 \pm .0307 \bullet	.7524 \pm .0355 \bullet	.7764 \pm .0315	.7448 \pm .0404 \bullet	.7000 \pm .0362 \bullet	.6840 \pm .0293 \bullet
	(0.4, 0.4)	.6708 \pm .0270	.6180 \pm .0287 \bullet	.6428 \pm .0318 \bullet	.6180 \pm .0271 \bullet	.6288 \pm .0460 \bullet	.6012 \pm .0356 \bullet	.5740 \pm .0392 \bullet
optdigits	(0.1, 0.2)	.9990 \pm .0017	.9969 \pm .0020	.9899 \pm .0058	.9969 \pm .0026	.9612 \pm .0121 \bullet	.9969 \pm .0020	.9871 \pm .0168 \bullet
	(0.3, 0.1)	.9958 \pm .0022	.9948 \pm .0081	.9720 \pm .0140 \bullet	.9969 \pm .0035	.9483 \pm .0191 \bullet	.9657 \pm .0146 \bullet	.9476 \pm .0391 \bullet
	(0.4, 0.4)	.9745 \pm .0269	.9587 \pm .0461 \bullet	.8084 \pm .1398 \bullet	.9682 \pm .0204 \bullet	.8517 \pm .0502 \bullet	.9269 \pm .0402 \bullet	.7892 \pm .1281 \bullet
segment	(0.1, 0.2)	.8690 \pm .0109	.8649 \pm .0136	.7543 \pm .0150 \bullet	.8626 \pm .0160	.7576 \pm .0171 \bullet	.7604 \pm .0178 \bullet	.7159 \pm .0555 \bullet
	(0.3, 0.1)	.8663 \pm .0108	.8600 \pm .0191	.7356 \pm .0143 \bullet	.8561 \pm .0173 \bullet	.7526 \pm .0225 \bullet	.7543 \pm .0189 \bullet	.7104 \pm .0556 \bullet
	(0.4, 0.4)	.8123 \pm .0269	.7469 \pm .0493 \bullet	.7057 \pm .0192 \bullet	.7804 \pm .0271 \bullet	.7067 \pm .0157 \bullet	.7145 \pm .0269 \bullet	.6249 \pm .0752 \bullet
landsat	(0.1, 0.2)	.9213 \pm .0074	.9183 \pm .0076	.8656 \pm .0159 \bullet	.9208 \pm .0038	.8711 \pm .0119 \bullet	.8485 \pm .0129 \bullet	.8210 \pm .0382 \bullet
	(0.3, 0.1)	.9134 \pm .0070	.9119 \pm .0139	.8340 \pm .0159 \bullet	.9149 \pm .0059	.8683 \pm .0078 \bullet	.8428 \pm .0099 \bullet	.7798 \pm .0569 \bullet
	(0.4, 0.4)	.8701 \pm .0132	.6608 \pm .1223 \bullet	.7342 \pm .0633 \bullet	.8738 \pm .0099	.7937 \pm .0243 \bullet	.8112 \pm .0137 \bullet	.6291 \pm .1047 \bullet
mushroom	(0.1, 0.2)	.9985 \pm .0012	.9975 \pm .0023	.9980 \pm .0018	.9983 \pm .0019	.9900 \pm .0040	.9975 \pm .0017	.9923 \pm .0077
	(0.3, 0.1)	.9982 \pm .0013	.9922 \pm .0079	.9976 \pm .0029	.9981 \pm .0015	.9891 \pm .0072 \bullet	.9976 \pm .0018	.9839 \pm .0192 \bullet
	(0.4, 0.4)	.9750 \pm .0093	.9570 \pm .0280 \bullet	.9554 \pm .0261 \bullet	.9860 \pm .0086 \circ	.9401 \pm .0090 \bullet	.9794 \pm .0081	.7800 \pm .1429 \bullet
usps	(0.1, 0.2)	.9680 \pm .0054	.9775 \pm .0034 \circ	.9007 \pm .0099 \bullet	.9782 \pm .0027 \circ	.8993 \pm .0096 \bullet	.8889 \pm .0074 \bullet	.7896 \pm .0531 \bullet
	(0.3, 0.1)	.9604 \pm .0038	.9692 \pm .0053 \circ	.8699 \pm .0108 \bullet	.9724 \pm .0039 \circ	.8843 \pm .0080 \bullet	.8530 \pm .0137 \bullet	.6725 \pm .1158 \bullet
	(0.4, 0.4)	.8988 \pm .0160	.7388 \pm .0227 \bullet	.7437 \pm .0342 \bullet	.9005 \pm .0124	.7889 \pm .0298 \bullet	.8148 \pm .0149 \bullet	.6118 \pm .0634 \bullet
pendigits	(0.1, 0.2)	.9927 \pm .0010	.9965 \pm .0008	.8360 \pm .0039 \bullet	.9974 \pm .0007	.8398 \pm .0042 \bullet	.8371 \pm .0040 \bullet	.8081 \pm .0228 \bullet
	(0.3, 0.1)	.9910 \pm .0023	.9942 \pm .0014	.8194 \pm .0083 \bullet	.9955 \pm .0013	.8359 \pm .0049 \bullet	.8338 \pm .0057 \bullet	.8089 \pm .0207 \bullet
	(0.4, 0.4)	.9472 \pm .0127	.8505 \pm .0416 \bullet	.6813 \pm .0518 \bullet	.9523 \pm .0092	.8086 \pm .0123 \bullet	.8198 \pm .0053 \bullet	.6606 \pm .0586 \bullet
letter	(0.1, 0.2)	.9290 \pm .0052	.7805 \pm .0049 \bullet	.6754 \pm .0068 \bullet	.7647 \pm .0049 \bullet	.6748 \pm .0046 \bullet	.6723 \pm .0076 \bullet	.6686 \pm .0109 \bullet
	(0.3, 0.1)	.9219 \pm .0058	.7743 \pm .0066 \bullet	.6822 \pm .0080 \bullet	.7593 \pm .0055 \bullet	.6771 \pm .0075 \bullet	.6229 \pm .0108 \bullet	.6426 \pm .0152 \bullet
	(0.4, 0.4)	.7712 \pm .0099	.6673 \pm .0438 \bullet	.5862 \pm .0547 \bullet	.7085 \pm .0142 \bullet	.6663 \pm .0100 \bullet	.6671 \pm .0096 \bullet	.6298 \pm .0345 \bullet
magic04	(0.1, 0.2)	.8315 \pm .0054	.8136 \pm .0073 \bullet	.7904 \pm .0051 \bullet	.8171 \pm .0076 \bullet	.7921 \pm .0040 \bullet	.7935 \pm .0054 \bullet	.7909 \pm .0075 \bullet
	(0.3, 0.1)	.8180 \pm .0044	.8091 \pm .0030	.7723 \pm .0045 \bullet	.8121 \pm .0035	.7902 \pm .0039 \bullet	.7741 \pm .0045 \bullet	.7619 \pm .0199 \bullet
	(0.4, 0.4)	.7767 \pm .0089	.7340 \pm .0118 \bullet	.7444 \pm .0186 \bullet	.7666 \pm .0239	.7813 \pm .0109	.7493 \pm .0104 \bullet	.7536 \pm .0290 \bullet
w8a	(0.1, 0.2)	.9805 \pm .0015	.9706 \pm .0015 \bullet	.9845 \pm .0006	.9786 \pm .0015	.9588 \pm .0135 \bullet	.8852 \pm .0030 \bullet	.8695 \pm .0132 \bullet
	(0.3, 0.1)	.9807 \pm .0008	.9708 \pm .0011 \bullet	.9825 \pm .0012	.9781 \pm .0016	.9614 \pm .0127 \bullet	.8897 \pm .0025 \bullet	.8829 \pm .0089 \bullet
	(0.4, 0.4)	.9769 \pm .0073	.9696 \pm .0012	.9774 \pm .0012	.9720 \pm .0011	.9152 \pm .0524 \bullet	.8377 \pm .0087 \bullet	.7451 \pm .0349 \bullet
shuttle	(0.1, 0.2)	.9967 \pm .0006	.9559 \pm .0060 \bullet	.9200 \pm .0117 \bullet	.9307 \pm .0035 \bullet	.8108 \pm .0042 \bullet	.8370 \pm .0060 \bullet	.8402 \pm .0140 \bullet
	(0.3, 0.1)	.9958 \pm .0006	.9335 \pm .0029 \bullet	.8339 \pm .0155 \bullet	.9252 \pm .0032 \bullet	.8099 \pm .0044 \bullet	.8290 \pm .0039 \bullet	.8385 \pm .0285 \bullet
	(0.4, 0.4)	.9550 \pm .0310	.8415 \pm .0030 \bullet	.8056 \pm .0030 \bullet	.8451 \pm .0119 \bullet	.8005 \pm .0119 \bullet	.7987 \pm .0109 \bullet	.8273 \pm .0250 \bullet
acoustic	(0.1, 0.2)	.7770 \pm .0012	.7663 \pm .0033 \bullet	.7547 \pm .0039 \bullet	.7638 \pm .0036 \bullet	.7619 \pm .0033 \bullet	.7536 \pm .0028 \bullet	.7151 \pm .0629 \bullet
	(0.3, 0.1)	.7700 \pm .0031	.7629 \pm .0030	.7477 \pm .0058 \bullet	.7609 \pm .0030	.7620 \pm .0025	.7141 \pm .0043 \bullet	.6553 \pm .0769 \bullet
	(0.4, 0.4)	.7575 \pm .0061	.7396 \pm .0034 \bullet	.6079 \pm .0998 \bullet	.7445 \pm .0042 \bullet	.7560 \pm .0034	.7532 \pm .0034	.5470 \pm .0888 \bullet
win/tie/loss			35/20/5	45/15/0	28/25/7	47/13/0	49/11/0	53/7/0

Table 3. Average estimated noise proportions ($\hat{\tau}_+$, $\hat{\tau}_-$) on benchmark datasets by k' -nearest neighbor in Algorithm 1.

(τ_+, τ_-)	heart	ionosphere	housing	cancer	diabetes	vehicle	fourclass	german	splice	optdigits
(0.1, 0.2)	(.050, .143)	(.009, .251)	(.036, .081)	(.013, .091)	(.003, .201)	(.005, .053)	(.004, .028)	(.123, .151)	(.107, .157)	(.000, .007)
(0.3, 0.1)	(.258, .039)	(.154, .115)	(.173, .003)	(.132, .000)	(.142, .098)	(.126, .020)	(.152, .000)	(.363, .015)	(.292, .025)	(.146, .000)
(0.4, 0.4)	(.232, .257)	(.177, .282)	(.200, .198)	(.184, .183)	(.181, .211)	(.196, .225)	(.195, .185)	(.243, .191)	(.215, .180)	(.160, .188)
(τ_+, τ_-)	segment	landsat	mushroom	usps	pendigits	letter	magic04	w8a	shuttle	acoustic
(0.1, 0.2)	(.001, .020)	(.000, .014)	(.000, .008)	(.000, .011)	(.000, .015)	(.000, .008)	(.001, .009)	(.060, .105)	(.001, .017)	(.000, .055)
(0.3, 0.1)	(.093, .000)	(.082, .000)	(.071, .000)	(.083, .000)	(.095, .000)	(.104, .000)	(.093, .002)	(.220, .000)	(.195, .001)	(.128, .000)
(0.4, 0.4)	(.168, .134)	(.108, .093)	(.112, .104)	(.117, .112)	(.084, .084)	(.093, .087)	(.081, .070)	(.275, .251)	(.094, .113)	(.135, .130)

5.2. Comparisons on Benchmark Datasets

We conduct experiments on twenty benchmark datasets¹, as summarized in Table 1. Most datasets have been used in previous works of learning with noisy labels, and the features have been scaled to $[-1, 1]$ for all datasets. Multi-class datasets have been transformed into binary ones by randomly partitioning classes into two groups, where each group contains the same number of classes.

We evaluate the performance of the proposed RNN approach with six state-of-the-art approaches on learning with noisy labels as follows:

- **IR-KSVM**: An importance reweighting algorithm by kernel hinge-loss method (Liu & Tao, 2016)²;
- **IR-LLog**: An importance reweighting algorithm by linear logistic-loss method (Liu & Tao, 2016)³;
- **LD-KSVM**: A label-dependent algorithm by kernel hinge-loss method (Natarajan et al., 2013);
- **UE-LLog**: An unbiased-estimator algorithm by linear logistic-loss method (Natarajan et al., 2013);
- **AROW**: An adaptive regularization of weights (Cramer et al., 2009);
- **NHERD**: A normal (Gaussian) herd algorithm (Cramer & Lee, 2010).

All experiments are performed with Matlab 7 on a node of computational cluster with 16 CPUs (Intel Xeon Dual Core 3.0GHz) running RedHat Linux Enterprise 5 with 48GB main memory. We investigate three groups of ground-truth noise proportions, that is, $(\tau_-, \tau_+) \in \{(0.1, 0.2), (0.3, 0.1), (0.4, 0.4)\}$, and labels of training data are flipped accordingly with different random seeds.

For our RNN approach, four-fold cross validation is executed to select predictive parameter $k \in [5 : 5 : 100]$ and

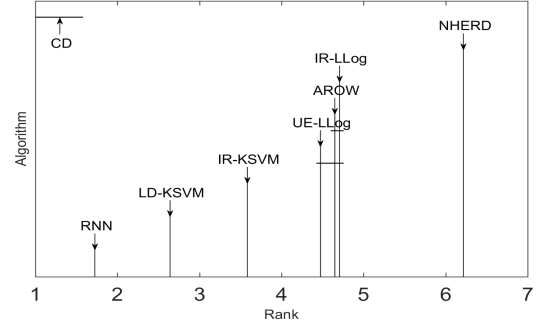


Figure 2. Nemenyi Test on RNN and other methods (at 0.05 significance level). Two algorithms have no significant difference if they are connected by a CD (critical difference) line.

noise parameter $k' \in [5 : 5 : 100]$. For IR-KSVM and IR-LLog, we take the default parameters as in (Liu & Tao, 2016). For LD-KSVM, we adopt the Gaussian kernels with best width trained by traditional SVM on noise-free data, as introduced by Natarajan et al. (2013). For UE-LLog, AROW and NHERD, four-fold cross validation is also executed for parameter selections.

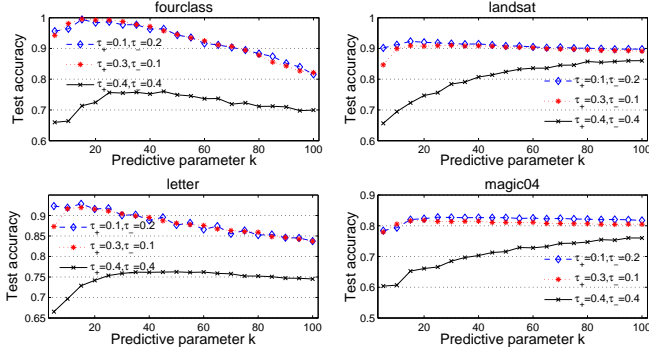
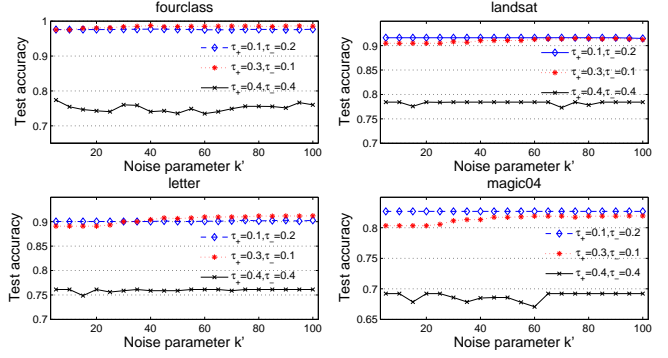
It is also noteworthy that we directly adopt the ground-truth noise proportions as priors in the implementations of the first four algorithms IR-KSVM, IR-LLog, LD-KSVM and UE-LLog. For RNN approach, however, we make use of k' -nearest neighbor to make an approximation. Obviously, it is an unfair comparison for RNN. The performances of the compared methods are evaluated by 10 trials of 4-fold cross validation with different random seeds, where the test accuracy is obtained by averaging over 40 runs, as summarized in Table 2.

It is evident that RNN is better than the other four non-kernel algorithms IR-LLog, UE-LLog, AROW and NHERD. The win/tie/loss counts show that RNN is clearly superior to these non-kernel algorithms, as it wins for most times and never loses. It is also observable that RNN is highly competitive to two kernel methods IR-KSVM and LD-KSVM on most datasets. In particular, RNN takes relatively stable performance while the two kernel methods drop drastically

¹<http://www.ics.uci.edu/~mllearn/MLRepository.html>

²The code is taken from <http://tongliangliu.esy.es>

³The code is taken from <http://tongliangliu.esy.es>


 Figure 3. Influence of predictive parameter k

 Figure 4. Influence of noise parameter k'

as noise proportions increase.

As can be seen in Figure 2, it is obvious that RNN is significantly better than the other algorithms by Nemenyi Test (Demšar, 2012), a post-hoc test based on Friedman test. These observations validate the effectiveness of RNN, and the intuitive explanation is that RNN makes local corrections on a handful of totally misled examples, whereas the other methods take global adjustments on loss functions, which may be sensitive to random noise.

Table 3 shows the average noise proportions estimated by the RNN approach on benchmark datasets. As we can see, the trend of ground-truth difference $\tau_+ - \tau_-$ can be observed from the estimated difference $\hat{\tau}_+ - \hat{\tau}_-$ in some way, though RNN seldom make precise estimation on noise proportions τ_+ and τ_- themselves, particularly for large datasets and small noise proportions. On the other hand, it is also noticed that the RNN approach achieve good performance, as shown in Table 2, even for rather rough estimation on noise proportions. Those observations validate the robustness of the RNN approach.

5.3. Parameter Influence

We investigate the influence of parameters in this section. Figure 4 shows that RNN is not sensitive to the values of predictive parameter k given that it is not set smaller than 10, and we'd better take large k when tackle large datasets and high noise proportions. Figure 4 shows that the noise parameter k' should not be set to value smaller than 20, and there is a relative big range between 20 and 100 where RNN achieves better performance. Figure 5 shows the influence of performance as sample size increases, which illustrates that RNN takes stable and convergent performance as expected. Relevant analysis also shows the robustness of RNN.

Due to page limitation, we only present empirical results for the studies of each parameter on four datasets, that is, fourclass, landsat, letter and magic04, while the trends are similar on other datasets.

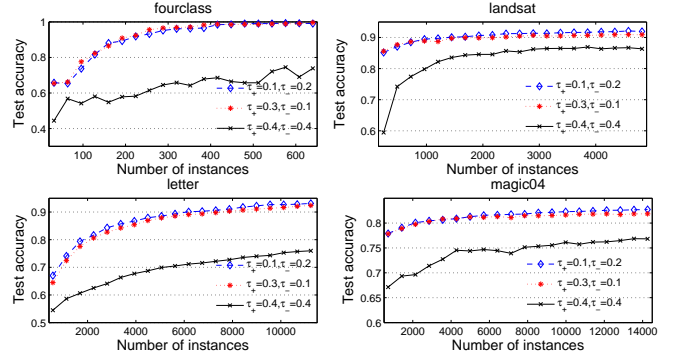


Figure 5. Influence of sample size

6. Conclusion

This work presents a full understanding on the robustness of nearest neighbor in the random noise setting. We present finite-sample and distribution-dependent bounds on the consistency of nearest neighbor. The theoretical results show that, for asymmetric noises, k -nearest neighbor is robust enough to classify most data correctly, except for a handful of examples, whose labels are totally misled by random noises. For symmetric noises, however, k -nearest neighbor achieves the same consistent rate as that of noise-free setting, which verifies the robustness of k -nearest neighbor. Motivated from the theoretical analysis, we propose the *Robust k -Nearest Neighbor (RNN)* approach to deal with noisy labels. The basic idea is to make unilateral corrections to examples, whose labels are totally misled by random noises, and classify the others directly by utilizing the robustness of k -nearest neighbor. Extensive experiments validate the effectiveness and robustness of the proposed RNN method. In particular, the performance of RNN is significantly better than state-of-the-art non-kernel approaches, and highly competitive to kernel methods, even for rough estimations on noise proportions. An interesting future work is to develop robust k -nearest neighbor for large-scale and high-dimensional datasets in the random noise setting.

References

- Angluin, D. and Laird, P. Learning from noisy examples. *Machine Learning*, 4(2):343–370, 1988.
- Aslam, J. and Decatur, S. On the sample complexity of noise-tolerant learning. *Information Processing Letters*, 57(4):189–195, 1996.
- Ben-David, S., Pál, D., and Shalev-Shwartz, S. Agnostic online learning. In *Proceedings of the 22nd Conference on Learning Theory*, Montreal, Canada, 2009.
- Berlind, C. and Urner, R. Active nearest neighbors in changing environments. In *Proceeding of the the 32nd International Conference on Machine Learning*, pp. 1870–1879, Lille, France, 2015.
- Beygelzimer, A., Kakade, S., and Langford, J. Cover trees for nearest neighbor. In *Proceedings of the 23rd International Conference on Machine Learning*, pp. 97C104, New York, NY, 2006.
- Blum, A. and Mitchell, T. Combining labeled and unlabeled data with co-training. In *Proceedings of the 11st Annual Conference on Computational Learning Theory*, pp. 92–100, Madison, WI, 1998.
- Brodley, C. and Friedl, M. Identifying mislabeled training data. *Journal of Artificial Intelligence Research*, 11:131–167, 1999.
- Bylander, T. Learning linear threshold functions in the presence of classification noise. In *Proceeding of the 7th Conference on Learning Theory*, New York, NY, 1994.
- Cesa-Bianchi, N., Dichterman, E., Fischer, P., Shamir, E., and Simon, H. Sample-efficient strategies for learning in the presence of noise. *Journal of the ACM*, 46(5): 684–719, 1999.
- Chaudhuri, K. and Dasgupta, S. Rates of convergence for nearest neighbor classification. In Ghahramani, Z., Welling, M., Cortes, C., Lawrence, N., and Weinberger, K. (eds.), *Advances in Neural Information Processing Systems* 27, pp. 3437–3445. MIT Press, Cambridge, MA, 2014.
- Cover, T. and Hart, P. Nearest neighbor pattern classification. *IEEE Transactions on Information Theory*, 13(1):21–27, 1967.
- Crammer, K. and Lee, D. Learning via gaussian herding. In *Advances in Neural Information Processing Systems* 23, pp. 451–459. MIT Press, Cambridge, MA, 2010.
- Crammer, K., Dekel, O., Keshet, J., Shalev-Shwartz, S., and Singer, Y. Online passive-aggressive algorithms. *Journal of Machine Learning Research*, 7:551–585, 2006.
- Crammer, K., Kulesza, A., and Dredze, M. Adaptive regularization of weight vectors. In *Advances in Neural Information Processing Systems* 22, pp. 414–42. MIT Press, Cambridge, MA, 2009.
- Dasgupta, S. Consistency of nearest neighbor classification under selective sampling. In *Proceedings of the 25th Annual Conference on Learning Theory*, pp. 18.1–18.15, Edinburgh, Scotland, 2012.
- Demšar, J. Statistical comparisons of classifiers over multiple data sets. *Journal of Machine Learning Research*, 7: 1–30, 2012.
- Denchev, V., Ding, N., Neven, H., and Vishwanathan, S. Robust classification with adiabatic quantum optimization. In *Proceedings of the 29th International Conference on Machine Learning*, pp. 863–870, Edinburgh, Scotland, 2012.
- Devroye, L. On the inequality of cover and hart in nearest neighbor discrimination. *IEEE Transactions on Pattern Analysis and Machine Intelligence*, 3(1):75–78, 1981.
- Devroye, L., Györfi, L., Krzyżak, A., and Lugosi, G. On the strong universal consistency of nearest neighbor regression function estimates. *Annals of Statistics*, 22:1371–1385, 1994.
- Devroye, L., Györfi, L., and Lugosi, G. *A Probabilistic Theory of Pattern Recognition*. Springer, New York, 1996.
- Dredze, M., Crammer, K., and Pereira, F. Confidence-weighted linear classification. In *Proceedings of the 25th International Conference on Machine Learning*, pp. 264–271, Helsinki, Finland, 2008.
- Fix, E. and Hodges, J. Discriminatory analysis, nonparametric discrimination. *USAF School of Aviation Medicine, Randolph Field, Texas. Project 21-49-004, Report 4, Contract AD41(128)-31*, 1951.
- Frenay, B. and Verleysen, M. Classification in the presence of label noise: a survey. *IEEE Transactions on Neural Networks and Learning System*, 25(5):845–869, 2014.
- Gao, W., Wang, L., Li, Y.-F., and Zhou, Z.-H. Risk minimization in the presence of label noise. In *Proceedings of the 30 AAAI Conference on Artificial Intelligence*, pp. 1575–1581, Phoenix, Arizona, 2016.
- Kalai, A. and Servediob, R. Boosting in the presence of noise. *Journal of Computer and System Sciences*, 71: 266–290, 2005.
- Kearns, M. Efficient noise-tolerant learning from statistical queries. In *Proceedings of the 25th Annual ACM Symposium on Theory of Computing*, pp. 392–401, San Diego, CA, 1993.

- Kontorovich, A. and Weiss, R. Maximum margin multiclass nearest neighbors. In *Proceedings of the 31st International Conference on Machine Learning*, pp. 892–900, Beijing, Chian, 2014.
- Kontorovich, A. and Weiss, R. A bayes consistent 1-nn classifier. In *Proceedings of the 18th International Conference on Artificial Intelligence and Statistics*, pp. 480–488, Las Vegas, NV, 2015.
- Kontorovich, A., Sabato, S., and Urner, R. Active nearest-neighbor learning in metric spaces. In *Advances in Neural Information Processing Systems 29*, pp. 856–864. MIT Press, Cambridge, MA, 2016.
- Kontorovich, A., Sabato, S., and Weiss, R. Nearest-neighbor sample compression: Efficiency, consistency, infinite dimensions. In *Advances in Neural Information Processing Systems 30*, pp. 1572–1582. MIT Press, Cambridge, MA, 2017.
- Kpotufe, S. k -nn regression adapts to local intrinsic dimension. In Shawe-Taylor, J., Zemel, R., Bartlett, P., Pereira, F., and Weinberger, K. (eds.), *Advances in Neural Information Processing Systems 19*, pp. 729–737. MIT Press, Cambridge, MA, 2011.
- Kulkarni, S. and Posner, S. Rates of convergence of nearest neighbor estimation under arbitrary sampling. *IEEE Transactions on Information Theory*, 41(4):1028–1039, 1995.
- Kusner, M., Tyree, S., Weinberger, K., and Agrawal, K. Stochastic neighbor compression. In *Proceedings of the 31st International Conference on Machine Learning*, pp. 622–630, Beijing, China, 2014.
- Lawrence, N. and Schölkopf, B. Estimating a kernel fisher discriminant in the presence of label noise. In *Proceedings of the 8th International Conference on Machine Learning*, pp. 306–313, Williamstown, MA, 2001.
- Liu, T. and Tao, D. Classification with noisy labels by importance reweighting. *IEEE Transactions on Pattern Analysis and Machine Intelligence*, 38(3):447–461, 2016.
- Long, P. and Servedio, R. Random classification noise defeats all convex potential boosters. *Machine Learning*, 78(3):287–304, 2010.
- Masnadi-Shirazi, H. and Vasconcelos, N. On the design of loss functions for classification: Theory, robustness to outliers, and savageboost. In *Advances in Neural Information Processing Systems 22*, pp. 1049–1056. MIT Press, Cambridge, MA, 2009.
- Menon, A., Rooyen, B., Ong, C., and Williamson, B. Learning from corrupted binary labels via class-probability estimation. In *Proceedings of the 32nd International Conference on Machine Learning*, pp. 125–134, Lille, France, 2015.
- Natarajan, N., Dhillon, I., Ravikumar, P., and Tewari, A. Learning with noisy labels. In *Advances in Neural Information Processing Systems 26*, pp. 1196–1204. MIT Press, Cambridge, MA, 2013.
- Ramaswamy, H., Scott, C., and Tewari, A. Mixture proportion estimation via kernel embeddings of distributions. In *Proceedings of the 33rd International Conference on Machine Learning*, pp. 2052–2060, New York, NY, 2016.
- Rebbapragada, U. and Brodley, C. Class noise mitigation through instance weighting. In *Proceedings of the 18th European Conference on Machine Learning*, pp. 708–715, Warsaw, Poland, 2007.
- Samworth, R. Optimal weighted nearest neighbour classifiers. *Annals of Statistics*, 40(5):2733–2763, 2012.
- Scott, C., Blanchard, G., and Handy, G. Classification with asymmetric label noise: Consistency and maximal denoising. In *Proceedings of the 26th Annual Conference on Computational Learning Theory*, pp. 489–511, 2013.
- Shalev-Shwartz, S. and Ben-David, S. *Understanding Machine Learning: From Theory to Algorithms*. Cambridge University Press, Cambridge, 2014.
- Stone, C. Consistent nonparametric regression. *Annals of Statistics*, 5:595–645, 1977.
- Tarlow, D., Swersky, K., Swersky, K., Charlin, L., Sutskever, I., and Zemel, R. Stochastic k -neighborhood selection for supervised and unsupervised learning. In *Proceedings of the 30th International Conference on Machine Learning*, pp. 199–207, Atlanta, GA, 2013.
- Wagner, T. Convergence of the nearest neighbor rule. *IEEE Transactions on Information Theory*, 17(5):566–571, 1971.
- Wang, R., Liu, T., and Tao, D. Multiclass learning with partially corrupted labels. *IEEE Transactions on Neural Networks and Learning Systems*, 99:1–13, 2017a.
- Wang, Y., Jha, S., and Chaudhuri, K. Analyzing the robustness of nearest neighbors to adversarial examples. *CoRR/abstract*, 1706.03922, 2017b.
- Xu, L., Crammer, K., and Schuurmans, D. Robust support vector machine training via convex outlier ablation. In *Proceedings of the 21st Conference on Artificial Intelligence*, pp. 536–542, Boston, MA, 2006.

Supplementary Material (Appendix)

A. Proof of Theorem 1

The proof is partly motivated from (Chaudhuri & Dasgupta, 2014; Shalev-Shwartz & Ben-David, 2014). By union bounds, we have

$$\begin{aligned} \Pr_{(\mathbf{x}, y) \sim \mathcal{D}} [h_{\hat{S}_n}^k(\mathbf{x}) \neq y] &= \Pr_{\mathbf{x} \sim \mathcal{D}_{\mathcal{X}}} [h_{\hat{S}_n}^k(\mathbf{x}) \neq y, \mathbf{x} \in \mathcal{A}_{\Delta}] + \Pr_{(\mathbf{x}, y) \sim \mathcal{D}} [h_{\hat{S}_n}^k(\mathbf{x}) \neq y, \mathbf{x} \notin \mathcal{A}_{\Delta}] \\ &\leq \Pr_{\mathbf{x} \sim \mathcal{D}_{\mathcal{X}}} [\mathbf{x} \in \mathcal{A}_{\Delta}] + \Pr_{(\mathbf{x}, y) \sim \mathcal{D}} [h_{\hat{S}_n}^k(\mathbf{x}) \neq y, \mathbf{x} \notin \mathcal{A}_{\Delta}] \end{aligned} \quad (7)$$

Fixed $\mu > 0$, let C_1, \dots, C_r be the cover of $\mathcal{X} = [0, 1]^d$ with boxes of length μ , and we have $r = (1/\mu)^d$. Denote by two random events

$$\begin{aligned} \Gamma_1(\mathbf{x}, \mathbf{x}') &= \{\text{there exists some } C_i \text{ such that } \mathbf{x} \in C_i \text{ and } \mathbf{x}' \in C_i\}, \\ \Gamma_2(\mathbf{x}, \mathbf{x}') &= \{\text{for each } C_i, \text{ we have either } \mathbf{x} \notin C_i \text{ or } \mathbf{x}' \notin C_i\}. \end{aligned}$$

By total probability theorem, we have

$$\begin{aligned} &\Pr_{(\mathbf{x}, y) \sim \mathcal{D}} [h_{\hat{S}_n}^k(\mathbf{x}) \neq y, \mathbf{x} \notin \mathcal{A}_{\Delta}] \\ &= \Pr_{(\mathbf{x}, y) \sim \mathcal{D}} [h_{\hat{S}_n}^k(\mathbf{x}) \neq y, \mathbf{x} \notin \mathcal{A}_{\Delta} | \Gamma_2(\mathbf{x}, \mathbf{x}_{\pi_k(\mathbf{x})})] \Pr_{(\mathbf{x}, y) \sim \mathcal{D}} [\Gamma_2(\mathbf{x}, \mathbf{x}_{\pi_k(\mathbf{x})})] \\ &\quad + \Pr_{(\mathbf{x}, y) \sim \mathcal{D}} [h_{\hat{S}_n}^k(\mathbf{x}) \neq y, \mathbf{x} \notin \mathcal{A}_{\Delta} | \Gamma_1(\mathbf{x}, \mathbf{x}_{\pi_k(\mathbf{x})})] \Pr_{(\mathbf{x}, y) \sim \mathcal{D}} [\Gamma_1(\mathbf{x}, \mathbf{x}_{\pi_k(\mathbf{x})})] \\ &\leq \Pr_{(\mathbf{x}, y) \sim \mathcal{D}} [\Gamma_2(\mathbf{x}, \mathbf{x}_{\pi_k(\mathbf{x})})] + \Pr_{(\mathbf{x}, y) \sim \mathcal{D}} [h_{\hat{S}_n}^k(\mathbf{x}) \neq y, \mathbf{x} \notin \mathcal{A}_{\Delta} | \Gamma_1(\mathbf{x}, \mathbf{x}_{\pi_k(\mathbf{x})})]. \end{aligned} \quad (8)$$

From Lemma 5, the first term in the above can be upper bounded by

$$E_{\hat{S}_n \sim \hat{\mathcal{D}}^n} [\Pr_{(\mathbf{x}, y) \sim \mathcal{D}} [\Gamma_2(\mathbf{x}, \mathbf{x}_{\pi_k(\mathbf{x})})]] \leq 2rk/n. \quad (9)$$

For the second term in Eqn. (8), we fix $\mathbf{x}_1, \mathbf{x}_2, \dots, \mathbf{x}_n$ and $\mathbf{x} \notin \mathcal{A}_{\Delta}$. Assume that $\mathbf{x}_1, \dots, \mathbf{x}_k$ are k -nearest neighbors of \mathbf{x} . Let $\hat{\eta}(\mathbf{x}_1), \dots, \hat{\eta}(\mathbf{x}_k)$ be conditional probabilities w.r.t. corrupted distribution $\hat{\mathcal{D}}$, and set $\hat{p} = \sum_{i=1}^k \hat{\eta}(\mathbf{x}_i)/k$.

If $\mathbf{x} \in \mathcal{E}^b$, then we have

$$\Pr_{y \sim \mathbf{B}(\hat{\eta}(\mathbf{x}))} [h_{\hat{S}_n}^k(\mathbf{x}) \neq y] = 1/2 = \min\{\eta(\mathbf{x}), 1 - \eta(\mathbf{x})\}.$$

If $\mathbf{x} \in \mathcal{E}_{\Delta}^n$, then we set $\Delta = 2(1 - \tau_+ - \tau_-)L\mu\sqrt{d}$, and have

$$\hat{p} < 1/2 - \Delta/2 \quad (10)$$

from $|\hat{\eta}(\mathbf{x}) - \hat{p}| \leq \Delta/2$ by Eqn. (2). We also have

$$\Pr_{y \sim \mathbf{B}(\hat{\eta}(\mathbf{x}))} [h_{\hat{S}_n}^k(\mathbf{x}) \neq y] = \eta(\mathbf{x})I[h_{\hat{S}_n}^k(\mathbf{x}) = 0] + (1 - \eta(\mathbf{x}))I[h_{\hat{S}_n}^k(\mathbf{x}) = 1] = \eta(\mathbf{x}) + (1 - 2\eta(\mathbf{x}))I[h_{\hat{S}_n}^k(\mathbf{x}) = 1].$$

For k -nearest neighbor, it holds that

$$I[h_{\hat{S}_n}^k(\mathbf{x}) = 1] = I\left[\sum_{i=1}^k \frac{\hat{y}_i}{k} > 1/2\right].$$

By Eqn. (10) and Chernoff's bounds, we have

$$\Pr_{\hat{y}_1 \sim \mathbf{B}(\hat{\eta}(\mathbf{x}_1)), \dots, \hat{y}_k \sim \mathbf{B}(\hat{\eta}(\mathbf{x}_k))} \left[\sum_{i=1}^k \frac{\hat{y}_i}{k} - \hat{p} > \frac{1}{2} - \hat{p} \right] \leq \exp(-k\Delta^2/2).$$

This follows that

$$E_{\hat{y}_1 \sim \mathbf{B}(\hat{\eta}(\mathbf{x}_1)), \dots, \hat{y}_k \sim \mathbf{B}(\hat{\eta}(\mathbf{x}_k))} \left[\Pr_{y \sim \mathbf{B}(\hat{\eta}(\mathbf{x}))} [I[h_{\hat{S}_n}^k(\mathbf{x}) \neq y]] \right] \leq \eta(\mathbf{x}) + \exp(-k\Delta^2/2), \quad (11)$$

and it is noteworthy of $\eta(\mathbf{x}) = \min\{\eta(\mathbf{x}), 1 - \eta(\mathbf{x})\}$ for $\mathbf{x} \in \mathcal{E}_\Delta^n$.

Similarly, we prove that, for $\mathbf{x} \in \mathcal{E}_\Delta^p$,

$$E_{\hat{y}_1 \sim B(\hat{\eta}(\mathbf{x}_1)), \dots, \hat{y}_k \sim B(\hat{\eta}(\mathbf{x}_k))} \left[\Pr_{y \sim B(\eta(\mathbf{x}))} [I[h_{\hat{S}_n}^k(\mathbf{x}) \neq y]] \right] \leq 1 - \eta(\mathbf{x}) + \exp(-k\Delta^2/2), \quad (12)$$

and it is noteworthy of $1 - \eta(\mathbf{x}) = \min\{\eta(\mathbf{x}), 1 - \eta(\mathbf{x})\}$ for $\mathbf{x} \in \mathcal{E}_\Delta^p$.

Combining with Eqns. (7)-(12), we have

$$E_{\hat{S}_n \sim \hat{\mathcal{D}}^n} [R(h_{\hat{S}_n}^k)] = E_{\hat{S}_n \sim \hat{\mathcal{D}}^n} \left[\Pr_{(\mathbf{x}, y) \sim \mathcal{D}} [h_{\hat{S}_n}^k(\mathbf{x}) \neq y] \right] \leq \Pr_{\mathbf{x} \sim \mathcal{D}_\mathcal{X}} [\mathbf{x} \in \mathcal{A}_\Delta] + \exp(-k\Delta^2/2) + R_{\mathcal{D}}^* + 2rk/n$$

where $\Delta = 2(1 - \tau_+ - \tau_-)L\mu\sqrt{d}$. From $r = 1/\mu^d$, we set

$$\mu = \max \left\{ \frac{\sqrt{\log k/k}}{2(1 - \tau_+ - \tau_-)L\sqrt{d}}, \left(\frac{k\sqrt{d}}{n(1 - \tau_+ - \tau_-)L} \right)^{\frac{1}{d+1}} \right\}$$

which completes the proof of Theorem 1 by simple calculations. \blacksquare

Lemma 5 (*Shalev-Shwartz & Ben-David, 2014, Lemma 19.6*) Denote by C_1, C_2, \dots, C_r a collection of subsets over some domain \mathcal{X} . Let S be a sequence of m samples drawn i.i.d. according to distribution \mathcal{D} . Then, for every $k \geq 2$, we have

$$E_{S \sim \mathcal{D}^m} \left[\sum_{i: |C_i \cap S| < k} P[C_i] \right] \leq \frac{2rk}{m}.$$

B. Proofs of Theorem 2

Fixed $\mu > 0$, let C_1, \dots, C_r be the cover of instance space \mathcal{X} using boxes of length μ , as the proof in Appendix A. We have $r = (1/\mu)^d$, and denote by the events

$$\begin{aligned} \Gamma_1(\mathbf{x}, \mathbf{x}') &= \{\text{there exists a } C_i \text{ such that } \mathbf{x} \in C_i \text{ and } \mathbf{x}' \in C_i\}, \\ \Gamma_2(\mathbf{x}, \mathbf{x}') &= \{\text{for any } C_i, \text{ we have either } \mathbf{x} \notin C_i \text{ or } \mathbf{x}' \notin C_i\}. \end{aligned}$$

By total probability theorem, we have

$$\begin{aligned} \Pr_{(\mathbf{x}, y) \sim \mathcal{D}} [h_{\hat{S}_n}^k(\mathbf{x}) \neq y] &= \Pr_{(\mathbf{x}, y) \sim \mathcal{D}} [h_{\hat{S}_n}^k(\mathbf{x}) \neq y \mid \Gamma_1(\mathbf{x}, \mathbf{x}_{\pi_k(\mathbf{x})})] \Pr_{(\mathbf{x}, y) \sim \mathcal{D}} [\Gamma_1(\mathbf{x}, \mathbf{x}_{\pi_k(\mathbf{x})})] \\ &\quad + \Pr_{(\mathbf{x}, y) \sim \mathcal{D}} [h_{\hat{S}_n}^k(\mathbf{x}) \neq y \mid \Gamma_2(\mathbf{x}, \mathbf{x}_{\pi_k(\mathbf{x})})] \Pr_{(\mathbf{x}, y) \sim \mathcal{D}} [\Gamma_2(\mathbf{x}, \mathbf{x}_{\pi_k(\mathbf{x})})] \\ &\leq \Pr_{(\mathbf{x}, y) \sim \mathcal{D}} [h_{\hat{S}_n}^k(\mathbf{x}) \neq y \mid \Gamma_1(\mathbf{x}, \mathbf{x}_{\pi_k(\mathbf{x})})] + \Pr_{(\mathbf{x}, y) \sim \mathcal{D}} [\Gamma_2(\mathbf{x}, \mathbf{x}_{\pi_k(\mathbf{x})})]. \end{aligned}$$

This follows that

$$\begin{aligned} E_{\hat{S}_n \sim \hat{\mathcal{D}}^n} [R_{\mathcal{D}}(h_{\hat{S}_n}^k)] &= E_{\hat{S}_n \sim \hat{\mathcal{D}}^n} \left[\Pr_{(\mathbf{x}, y) \sim \mathcal{D}} [h_{\hat{S}_n}^k(\mathbf{x}) \neq y] \right] \\ &\leq \frac{2rk}{n} + E_{\hat{S}_n \sim \hat{\mathcal{D}}^n} \left[\Pr_{(\mathbf{x}, y) \sim \mathcal{D}} [I[h_{\hat{S}_n}^k(\mathbf{x}) \neq y] \mid \Gamma_1(\mathbf{x}, \mathbf{x}_{\pi_k(\mathbf{x})})] \right], \end{aligned} \quad (13)$$

where the inequality holds from the following inequality, by Lemma 5,

$$E_{\hat{S}_n \sim \hat{\mathcal{D}}^n} \left[\Pr_{(\mathbf{x}, y) \sim \mathcal{D}} [\Gamma_2(\mathbf{x}, \mathbf{x}_{\pi_k(\mathbf{x})})] \right] = E_{\hat{S}_n \sim \hat{\mathcal{D}}^n} \left[\sum_{i: C_i \cap \hat{S}_n = \emptyset} P[C_i] \right] \leq \frac{2rk}{n}.$$

To upper bound Eqn.(13), we first fix the training instances $\mathbf{x}_1, \mathbf{x}_2, \dots, \mathbf{x}_n$ and instance \mathbf{x} , and assume $\mathbf{x}_1, \dots, \mathbf{x}_k$ are the k -nearest neighbors, i.e., $\|\mathbf{x}_i - \mathbf{x}\| \leq \mu\sqrt{d}$ for $i \in [k]$. Let $\eta(\mathbf{x}_1), \dots, \eta(\mathbf{x}_k)$ be the conditional probability w.r.t. distribution

\mathcal{D} , and let $\hat{\eta}(\mathbf{x}_1), \dots, \hat{\eta}(\mathbf{x}_k)$ be the conditional probability w.r.t. the corrupted distribution \mathcal{D} . We set $p = \sum_{i=1}^k \eta(\mathbf{x}_i)/k$ and $\hat{p} = \sum_{i=1}^k \hat{\eta}(\mathbf{x}_i)/k$. This follows

$$(1 - 2\tau)p = \hat{p} - \tau \quad (14)$$

since $\hat{\eta}(\mathbf{x}_i) = \eta(\mathbf{x}_i)(1 - \tau) + \tau(1 - \eta(\mathbf{x}_i)) = \eta(\mathbf{x}_i) + \tau - 2\tau\eta(\mathbf{x}_i)$ for each $i \in [k]$. We further have

$$\begin{aligned} \Pr_{y \sim \mathbf{B}(\eta(\mathbf{x}))} [h_{\hat{S}_n}^k(\mathbf{x}) \neq y] &= \eta(\mathbf{x})I[h_{\hat{S}_n}^k(\mathbf{x}) \neq 1] + (1 - \eta(\mathbf{x}))I[h_{\hat{S}_n}^k(\mathbf{x}) \neq 0] \\ &\leq pI[h_{\hat{S}_n}^k(\mathbf{x}) \neq 1] + (1 - p)I[h_{\hat{S}_n}^k(\mathbf{x}) \neq 0] + |\eta(\mathbf{x}) - p| \leq \Pr_{y \sim \mathbf{B}(p)} [I[h_{\hat{S}_n}^k(\mathbf{x}) \neq y]] + |\eta(\mathbf{x}) - p| \end{aligned} \quad (15)$$

This follows that, from Lemma 9 and Eqn. (14),

$$\begin{aligned} E_{\hat{y}_1 \sim \mathbf{B}(\hat{\eta}(\mathbf{x}_1)), \dots, \hat{y}_k \sim \mathbf{B}(\hat{\eta}(\mathbf{x}_k))} \left[\Pr_{y \sim \mathbf{B}(p)} [h_{\hat{S}_n}^k(\mathbf{x}) \neq y] \right] \\ \leq \left(1 + \sqrt{\frac{2}{k}} \right) \Pr_{y \sim \mathbf{B}(p)} [y \neq I[\hat{p} > 1/2]] + \frac{\sqrt{2}\tau}{\sqrt{k}(1 - 2\tau)} \\ = \left(1 + \sqrt{\frac{2}{k}} \right) \Pr_{y \sim \mathbf{B}(p)} [y \neq I[p > 1/2]] + \frac{\sqrt{2}\tau}{\sqrt{k}(1 - 2\tau)} \end{aligned} \quad (16)$$

where the last equality holds from Lemma 6. Further, we have

$$\Pr_{y \sim \mathbf{B}(p)} [y \neq I[p > 1/2]] = \min\{p, 1 - p\} \leq \min\{\eta(\mathbf{x}), 1 - \eta(\mathbf{x})\} + |p - \eta(\mathbf{x})|,$$

which implies, by combining with Eqns. (13), (15) and (16),

$$\begin{aligned} E_{\hat{S}_n \sim \hat{\mathcal{D}}^n} [R_{\mathcal{D}}(h_{\hat{S}_n}^k)] &\leq \left(1 + \sqrt{\frac{2}{k}} \right) R_{\mathcal{D}}^* + \frac{\sqrt{2}\tau}{\sqrt{k}(1 - 2\tau)} + \frac{2rk}{n} + \left(2 + \sqrt{\frac{2}{k}} \right) |p - \eta(\mathbf{x})| \\ &\leq \left(1 + \sqrt{\frac{2}{k}} \right) R_{\mathcal{D}}^* + \frac{\sqrt{2}\tau}{\sqrt{k}(1 - 2\tau)} + \frac{2k\mu^{-d}}{n} + \left(2 + \sqrt{\frac{2}{k}} \right) L\mu\sqrt{d}. \end{aligned}$$

By setting $\mu = \left(2k\sqrt{d}/(nL(2 + \sqrt{2/k})) \right)^{\frac{1}{1+d}}$, we have

$$E_{\hat{S}_n \sim \hat{\mathcal{D}}^n} [R_{\mathcal{D}}(h_{\hat{S}_n}^k)] \leq \left(1 + \sqrt{\frac{2}{k}} \right) R_{\mathcal{D}}^* + \frac{\sqrt{2}\tau}{\sqrt{k}(1 - 2\tau)} + \left(2 + \sqrt{\frac{2}{k}} \right) L\sqrt{d} \left(1 + \frac{1}{d} \right) \left(\frac{2\sqrt{d}k}{(2 + \sqrt{2/k})nL} \right)^{\frac{1}{1+d}}$$

From Lemma 7, we have

$$\begin{aligned} &\left(2 + \sqrt{\frac{2}{k}} \right) L\sqrt{d} \left(1 + \frac{1}{d} \right) \left(\frac{2\sqrt{d}k}{(2 + \sqrt{2/k})nL} \right)^{\frac{1}{1+d}} \\ &\leq \left(4 + 2\sqrt{\frac{2}{k}} \right) L\sqrt{d} \left(\frac{2k}{(2 + \sqrt{2/k})nL} \right)^{\frac{1}{1+d}} \leq 5L\sqrt{d} \left(\frac{k}{nL} \right)^{\frac{1}{1+d}} \leq 5 \max\{L, \sqrt{L}\} \sqrt{d} \left(\frac{k}{n} \right)^{\frac{1}{1+d}} \end{aligned}$$

for $d \geq 1$ and $k \geq 8$. This completes the proof of Theorem 2. ■

Lemma 6 For $p, \hat{p} \in [0, 1]$ and $\tau \in [0, 1/2)$, let $\hat{p} = p + \tau - 2p\tau$. Then we have

$$p < 1/2 \quad \text{if and only if} \quad \hat{p} < 1/2$$

Lemma 7 For $t \geq 1$, we have

$$(1 + 1/t) t^{\frac{1}{2(t+1)}} \leq 2.$$

Proof: Let $g(t) = (1 + 1/t) t^{\frac{1}{2(t+1)}}$, and we have

$$g'(t) = -t^{\frac{1}{2(t+1)}} \left(\frac{1}{2t^2} + \frac{\ln t}{2t(t+1)} \right) < 0 \text{ for } t \geq 1.$$

Therefore, $g(t)$ is a decreasing function, and $g(t) \leq g(1) = 2$ for $t \geq 1$. This completes the proof as desired. \blacksquare

Lemma 8 For $k \geq 8$ and $\hat{p} \in [0, 1/2]$, we have

$$(1 - 2\hat{p})e^{k(\frac{1}{2}-\hat{p})+\frac{k}{2}\log 2\hat{p}} \leq \sqrt{2}\hat{p}/\sqrt{k}.$$

Proof: We first write

$$f(\hat{p}) = (1 - 2\hat{p})e^{k(\frac{1}{2}-\hat{p})+\frac{k}{2}\log 2\hat{p}}/2\hat{p} = (1 - 2\hat{p})e^{\frac{k}{2}(1-2\hat{p})}(2\hat{p})^{\frac{k}{2}-1}$$

and the derivative is given by

$$f'(\hat{p}) = \frac{2k}{\hat{p}} \left(\hat{p}^2 - \hat{p} + \frac{1}{4} - \frac{1}{2k} \right) e^{\frac{k}{2}(1-2\hat{p})}(2\hat{p})^{\frac{k}{2}-1}.$$

Solving $f'(\hat{p}) = 0$ gives the optimal solution

$$\hat{p}^* = \frac{1}{2} \left(1 - \sqrt{\frac{2}{k}} \right) \quad \text{for } \hat{p}^* \in [0, 1/2].$$

It is easy to find that

$$f(\hat{p}) \leq \max_{\hat{p} \in [0, 1/2]} f(\hat{p}) = \max\{f(0), f(1/2), f(\hat{p}^*)\} = f(\hat{p}^*) \quad (17)$$

because $f(\hat{p})$ is continuous for $\hat{p} \in [0, 1/2]$. We further have

$$f(\hat{p}^*) = \sqrt{\frac{2}{k}} \left(1 - \sqrt{\frac{2}{k}} \right)^{\frac{k}{2}-1} \exp\left(\frac{\sqrt{2k}}{2}\right) = \sqrt{\frac{2}{k}} \exp(g(k))$$

where

$$g(k) = \sqrt{\frac{2}{k}} + \left(\frac{k}{2} - 1 \right) \ln \left(1 - \sqrt{\frac{2}{k}} \right) \leq 2\sqrt{\frac{2}{k}} - \sqrt{\frac{k}{2}} \leq -1$$

where we use the facts $\ln(1-x) \leq -x$ and $k \geq 8$. Therefore, we have

$$f(\hat{p}^*) \leq \sqrt{2}/e\sqrt{k} \leq \sqrt{2}/2\sqrt{k}$$

This lemma follows by combining with Eqn. (17). \blacksquare

Based on Lemma 8, we have

Lemma 9 For $k \geq 8$, let $Z = \sum_{i=1}^k Z_i/k$, where Z_1, Z_2, \dots, Z_k are independent Bernoulli random variables with parameters $\hat{p}_1, \hat{p}_2, \dots, \hat{p}_k$, respectively, i.e., $Z_i \sim B(\hat{p}_i)$ for $i \in [k]$. We set $\hat{p} = \sum_{i=1}^k \hat{p}_i/k$, $p = (\hat{p} - \tau)/(1 - 2\tau)$, and let Bernoulli random variable $y \sim B(p)$. We have

$$E_{Z_1, \dots, Z_k} \Pr_{y \sim B(p)}[y \neq I[Z > 1/2]] \leq \left(1 + \sqrt{\frac{2}{k}} \right) \Pr_{y \sim B(p)}[y \neq I[\hat{p} > 1/2]] + \frac{\sqrt{2}\tau}{\sqrt{k}(1-2\tau)}.$$

Proof: We will present detailed proof for $\hat{p} \leq 1/2$, and similar consideration could be proceeded for $\hat{p} > 1/2$. For $\hat{p} \leq 1/2$, we have

$$\Pr_{y \sim B(p)}[y \neq I[\hat{p} > 1/2]] = p$$

and

$$\begin{aligned} E_{Z_1, \dots, Z_k} \Pr_{y \sim \mathbf{B}(p)} [y \neq I[Z > 1/2]] &= p \Pr[Z \leq 1/2] + (1-p) \Pr[Z > 1/2] \\ &= p(1 - \Pr[Z > 1/2]) + (1-p) \Pr[Z > 1/2] = p + (1-2p) \Pr[Z > 1/2]. \end{aligned}$$

Based on the Chernoff's bound, we have

$$\Pr[Z > 1/2] = \Pr[Z - \hat{p} > 1/2 - \hat{p}] \leq e^{k(\frac{1}{2} - \hat{p}) + \frac{k}{2} \log 2\hat{p}}.$$

For $k \geq 8$, we have

$$(1-2p) \Pr[Z > 1/2] = \frac{1-2\hat{p}}{1-2\tau} \Pr[Z > 1/2] \leq \frac{1-2\hat{p}}{1-2\tau} e^{k(\frac{1}{2} - \hat{p}) + \frac{k}{2} \log 2\hat{p}} \leq \frac{\sqrt{2}\hat{p}}{(1-2\tau)\sqrt{k}}$$

where the first equality holds from $1-2p = (1-2\hat{p})/(1-2\tau)$, and the last inequality holds from Lemma 8. We complete the proof from the fact $\hat{p} = p + \tau - 2p\tau$. \blacksquare

C. Proof of Theorem 4

From the definition $R_{\mathcal{D}}(h_{\hat{S}_n}) = E_{(\mathbf{x}, y) \sim \mathcal{D}} [I[h_{\hat{S}_n}(\mathbf{x}) \neq y]]$, we first observe that $E_{\hat{S}_n \sim \hat{\mathcal{D}}^n} [R_{\mathcal{D}}(h_{\hat{S}_n})]$ is the probability of training sample $\hat{S}_n \sim \hat{\mathcal{D}}^n$ and $(\mathbf{x}, y) \sim \mathcal{D}$ such that $\hat{y}_{\pi_1(\mathbf{x})}$ is different from y . We have

$$\begin{aligned} E_{\hat{S}_n \sim \hat{\mathcal{D}}^n} [R_{\mathcal{D}}(h_{\hat{S}_n})] &= E_{\hat{S}_n \sim \hat{\mathcal{D}}^n} [E_{(\mathbf{x}, y) \sim \mathcal{D}} [I[h_{\hat{S}_n}(\mathbf{x}) \neq y]]] \\ &= E_{\mathbf{x}, \mathbf{x}_1, \dots, \mathbf{x}_n \sim \mathcal{D}_{\mathcal{X}}^{n+1}, y \sim \mathbf{B}(\eta(\mathbf{x})), \hat{y} \sim \mathbf{B}(\hat{\eta}(\mathbf{x}_{\pi_1(\mathbf{x})})} [I[\hat{y} \neq y]] \\ &= E_{\mathbf{x}, \mathbf{x}_1, \dots, \mathbf{x}_n \sim \mathcal{D}_{\mathcal{X}}^{n+1}} \left[\Pr_{y \sim \mathbf{B}(\eta(\mathbf{x})), \hat{y} \sim \mathbf{B}(\hat{\eta}(\mathbf{x}_{\pi_1(\mathbf{x})})} [I[\hat{y} \neq y]] \right]. \end{aligned}$$

where $\hat{y} \sim \hat{\eta}(\mathbf{x}_{\pi_1(\mathbf{x})})$ according to corrupted distribution $\hat{\mathcal{D}}$. Given any two instances \mathbf{x} and \mathbf{x}' , we have

$$\begin{aligned} &\Pr_{y \sim \mathbf{B}(\eta(\mathbf{x})), \hat{y}' \sim \mathbf{B}(\hat{\eta}(\mathbf{x}'))} [y \neq \hat{y}'] \\ &= \eta(\mathbf{x})(1 - \hat{\eta}(\mathbf{x}')) + \hat{\eta}(\mathbf{x}')(1 - \eta(\mathbf{x})) \\ &= \eta(\mathbf{x}) + \hat{\eta}(\mathbf{x}')(1 - 2\eta(\mathbf{x})) \\ &= \eta(\mathbf{x}) + \eta(\mathbf{x})(1 - 2\eta(\mathbf{x})) + (\hat{\eta}(\mathbf{x}') - \eta(\mathbf{x}))(1 - 2\eta(\mathbf{x})) \\ &= 2\eta(\mathbf{x})(1 - \eta(\mathbf{x})) + (\hat{\eta}(\mathbf{x}') - \eta(\mathbf{x}))(1 - 2\eta(\mathbf{x})). \end{aligned}$$

For noisy label \hat{y}' , we have

$$\hat{\eta}(\mathbf{x}') = \eta(\mathbf{x}')(1 - \tau) + (1 - \eta(\mathbf{x}'))\tau = \eta(\mathbf{x}')(1 - 2\tau) + \tau,$$

which implies

$$\hat{\eta}(\mathbf{x}') - \eta(\mathbf{x}) = (\eta(\mathbf{x}') - \eta(\mathbf{x}))(1 - 2\tau) + \tau(1 - 2\eta(\mathbf{x})).$$

This follows that

$$\Pr_{y \sim \mathbf{B}(\eta(\mathbf{x})), \hat{y} \sim \mathbf{B}(\hat{\eta}(\mathbf{x}_{\pi_1(\mathbf{x})})} [y \neq \hat{y}] = \tau + (2 - 4\tau)\eta(\mathbf{x})(1 - \eta(\mathbf{x})) + (\eta(\mathbf{x}_{\pi_1(\mathbf{x})}) - \eta(\mathbf{x}))(1 - 2\eta(\mathbf{x}))(1 - 2\tau).$$

Therefore, we have

$$E_{\hat{S}_n \sim \hat{\mathcal{D}}^n} [R_{\mathcal{D}}(h_{\hat{S}_n})] = \tau + (1 - 2\tau) E_{\mathbf{x} \sim \mathcal{D}_{\mathcal{X}}} [2\eta(\mathbf{x})(1 - \eta(\mathbf{x}))] \quad (18)$$

$$+ E_{\mathbf{x}, \mathbf{x}_1, \dots, \mathbf{x}_n \sim \mathcal{D}_{\mathcal{X}}^{n+1}} [(\eta(\mathbf{x}_{\pi_1(\mathbf{x})}) - \eta(\mathbf{x}))(1 - 2\eta(\mathbf{x}))(1 - 2\tau)]. \quad (19)$$

For Eqn. (18), we have $\eta(\mathbf{x})(1 - \eta(\mathbf{x})) \leq \min\{\eta(\mathbf{x}), 1 - \eta(\mathbf{x})\}$ from $\eta(\mathbf{x}) \in [0, 1]$, and

$$\begin{aligned} 2\eta(\mathbf{x})(1 - \eta(\mathbf{x})) &= 2 \min\{\eta(\mathbf{x}), 1 - \eta(\mathbf{x})\} (1 - \min\{\eta(\mathbf{x}), 1 - \eta(\mathbf{x})\}) \\ &= \min\{\eta(\mathbf{x}), 1 - \eta(\mathbf{x})\} (2 - 2 \min\{\eta(\mathbf{x}), 1 - \eta(\mathbf{x})\}) \\ &\geq \min\{\eta(\mathbf{x}), 1 - \eta(\mathbf{x})\} \end{aligned}$$

where the last inequality holds from $\min\{\eta(\mathbf{x}), 1 - \eta(\mathbf{x})\} \leq 1/2$. This follows that

$$R_{\mathcal{D}}^* \leq E_{\mathbf{x} \sim \mathcal{D}_{\mathcal{X}}} [2\eta(\mathbf{x})(1 - \eta(\mathbf{x}))] \leq 2R_{\mathcal{D}}^*. \quad (20)$$

For Eqn. (19), we have

$$\begin{aligned} & |E_{\mathbf{x}, \mathbf{x}_1, \dots, \mathbf{x}_n \sim \mathcal{D}_{\mathcal{X}}^{n+1}} [(\eta(\mathbf{x}_{\pi_1(\mathbf{x})}) - \eta(\mathbf{x}))(1 - 2\eta(\mathbf{x}))(1 - 2\tau)]| \\ & \leq E_{\mathbf{x}, \mathbf{x}_1, \dots, \mathbf{x}_n \sim \mathcal{D}_{\mathcal{X}}^{n+1}} [|(\eta(\mathbf{x}_{\pi_1(\mathbf{x})}) - \eta(\mathbf{x}))(1 - 2\eta(\mathbf{x}))(1 - 2\tau)|] \\ & \leq (1 - 2\tau) L E_{\mathbf{x}, \mathbf{x}_1, \dots, \mathbf{x}_n \sim \mathcal{D}_{\mathcal{X}}^{n+1}} [\|\mathbf{x}_{\pi_1(\mathbf{x})} - \mathbf{x}\|] \\ & = (1 - 2\tau) L E_{\mathbf{x}, \hat{S}_n} [\|\mathbf{x}_{\pi_1(\mathbf{x})} - \mathbf{x}\|] \end{aligned} \quad (21)$$

where the last inequality holds from $|1 - 2\eta(\mathbf{x})| \leq 1$ and the L -Lipschitz assumption of $\eta(\mathbf{x})$. This remains to bound $E_{\mathbf{x}, \hat{S}_n} [\|\mathbf{x}_{\pi_1(\mathbf{x})} - \mathbf{x}\|]$, and we proceed exactly as in (Shalev-Shwartz & Ben-David, 2014). Fixed $\mu > 0$, and let C_1, \dots, C_r be the cover of instance space \mathcal{X} using boxes of length μ , where $r = (1/\mu)^d$. We have $\|\mathbf{x} - \mathbf{x}_{\pi_1(\mathbf{x})}\| \leq \sqrt{d}\mu$ for \mathbf{x} and $\mathbf{x}_{\pi_1(\mathbf{x})}$ in the same box; otherwise, $\|\mathbf{x} - \mathbf{x}_{\pi_1(\mathbf{x})}\| \leq \sqrt{d}$. This follows that

$$E_{\mathbf{x}, \hat{S}_n} [\|\mathbf{x}_{\pi_1(\mathbf{x})} - \mathbf{x}\|] \leq E_{\hat{S}_n} \left[\sum_{i=1}^r \Pr[C_i] (\sqrt{d}\mu I[\hat{S}_n \cap C_i \neq \emptyset] + \sqrt{d} I[\hat{S}_n \cap C_i = \emptyset]) \right].$$

From the fact that

$$P(C_i) E_{\hat{S}_n} [I[\hat{S}_n \cap C_i = \emptyset]] = P(C_i) (1 - P(C_i))^n \leq 1/ne,$$

we have

$$E_{\mathbf{x}, \hat{S}_n} [\|\mathbf{x}_{\pi_1(\mathbf{x})} - \mathbf{x}\|] \leq \sqrt{d}(\mu + r/ne) = \sqrt{d}(\mu + 1/ne\mu^d)$$

which implies that, by setting $\mu = (d/ne)^{1/(d+1)}$ and from Lemma 10,

$$E_{\mathbf{x}, \hat{S}_n} [\|\mathbf{x}_{\pi_1(\mathbf{x})} - \mathbf{x}\|] \leq \sqrt{d} \left(1 + \frac{1}{d}\right) \left(\frac{d}{ne}\right)^{\frac{1}{d+1}} \leq \frac{3\sqrt{d}}{2n^{\frac{1}{1+d}}}.$$

From Eqn. (21), we have

$$|E_{\mathbf{x}, \mathbf{x}_1, \dots, \mathbf{x}_n \sim \mathcal{D}_{\mathcal{X}}^{n+1}} [(\eta(\mathbf{x}_{\pi_1(\mathbf{x})}) - \eta(\mathbf{x}))(1 - 2\eta(\mathbf{x}))(1 - 2\tau)]| \leq 3\sqrt{d}(1 - 2\tau)L/2n^{\frac{1}{1+d}}.$$

By combining the above with Eqns. (18)-(20), we complete the proof. ■

Lemma 10 For integer $d \geq 1$, we have

$$\left(1 + \frac{1}{d}\right) \left(\frac{d}{e}\right)^{\frac{1}{d+1}} \leq \frac{3}{2}$$

Proof: Let $g(d) = (1 + 1/d)(d/e)^{\frac{1}{d+1}}$. We have

$$g'(d) = \frac{1 - \ln d}{d(1 + d)} \left(\frac{d}{e}\right)^{\frac{1}{d+1}}.$$

By setting $g'(d) = 0$, we have $d = e$ and $g(d) \leq g(e) \leq 3/2$. This completes the proof. ■