

Efficient quantum circuits for dense and non-unitary operators

S. S. Zhou¹ and J. B. Wang^{2,*}

¹*Kuang Yaming Honors School, Nanjing University, Nanjing, 210093, China*

²*School of Physics, The University of Western Australia, Crawley WA 6009, Australia*

Abstract

Circulant matrices are an important family of operators, which have a wide range of applications in science and engineering related fields. They are in general non-sparse and non-unitary. In this paper, we present efficient quantum circuits to implement circulant operators using fewer resources and with lower complexity than existing methods. Moreover, our quantum circuits can be readily extended to the implementation of Toeplitz, Hankel, and block circulant matrices. Efficient quantum algorithms to implement the inverses and products of circulant operators are also provided.

* jingbo.wang@uwa.edu.au

I. INTRODUCTION

Quantum computation exploits the intrinsic nature of quantum systems in a way that promises to solve problems otherwise intractable on conventional computers. At the heart of a quantum computer lies a set of qubits whose states are manipulated by a series of quantum logic gates, namely a quantum circuit, to provide the ultimate computational results. A quantum circuit provides a complete description of a specified quantum algorithm, whose computational complexity is determined by the number of quantum gates required. However, quantum computation does not always outperform classical computation. In fact there are many known N -dimensional matrices that cannot be decomposed as a product of fewer than $N - 1$ two-level unitary matrices [1], and thus cannot be implemented more efficiently on a quantum computer. An essential research focus in quantum computation is to explore which kinds of linear operations (either unitary or non-unitary) can be efficiently implemented using a series of elementary quantum gates (i.e. two-level unitary matrices) and measurements.

Remarkable progress has been made in such an endeavour, most notably the discovery of Shor’s quantum factoring algorithm [2] and Grover’s quantum search algorithms [3]. Significant breakthroughs in the area also included the development of efficient quantum algorithms for Hamiltonian simulation, which is central to the studies of chemical and biological processes [4–10]. Recently, Berry, Childs and Kothari presented an algorithm for sparse Hamiltonian simulation achieving near-linear scaling with the sparsity and sublogarithmic scaling with the inverse of the error [10]. Using the Hamiltonian simulation algorithm as an essential ingredient, Harrow, Hassidim and Lloyd [11] showed that for a sparse and well-conditioned matrix A , there is an efficient algorithm (known as the HHL algorithm) that provides a quantum state proportional to the solution of the linear system of equations $A\mathbf{x} = \mathbf{b}$.

However, as proven by Childs and Kothari [12], it is impossible to perform a generic simulation of an arbitrary dense Hamiltonian H in $\mathbb{C}^{N \times N}$ in time $O(\text{poly}(\|H\|, \log N))$, where $\|H\|$ is the spectral norm, but possible for certain nontrivial classes of Hamiltonians. It is then natural to ask under what conditions we can extend the sparse Hamiltonian simulation algorithm and the HHL algorithm to the realm of dense matrices. In this paper, we utilise the sum of unitary approach developed by Berry, Childs and Kothari [10] for simulating sparse

Hamiltonians [9] to implement dense circulant Hamiltonians in time $O(\text{poly}(\|H\|, \log N))$. Combining this with the HHL algorithm, we can also efficiently implement the inverse of dense circulant matrices and thus solve systems of circulant matrix linear equations.

Furthermore, we provide an efficient algorithm to implement circulant matrices C directly, by decomposing them into a linear combination of unitary matrices. We then apply the same technique to implement block circulant matrices, Toeplitz and Hankel matrices, which have significant applications in physics, mathematics and engineering [13–23]. For example, we can simulate classical random walks on circulant, Toeplitz and Hankel graphs [24, 25]. In fact, any arbitrary matrix can be decomposed into a product of Toeplitz matrices [26]. If the number of Toeplitz matrices required is in the order of $O(\text{poly}(\log N))$, we can have an efficient quantum circuit.

This paper is organised as follows. In Sec. II, we present an algorithm to implement circulant matrices, followed by discussions on block circulant matrices, Toeplitz and Hankel matrices in Sec. III. In Sec. IV and Sec. V, we provide a method to simulate circulant Hamiltonians and to implement the inverse of circulant matrices. Finally, in Sec. VI we describe a technique to efficiently implement products of circulant matrices.

II. IMPLEMENTATION OF CIRCULANT MATRICES

A circulant matrix has each row right-rotated by one element with respect to the previous row, defined as

$$C = \begin{pmatrix} c_0 & c_1 & \cdots & c_{N-1} \\ c_{N-1} & c_0 & \cdots & c_{N-2} \\ \vdots & \vdots & \ddots & \vdots \\ c_1 & c_2 & \cdots & c_0 \end{pmatrix}, \quad (1)$$

using an N -dimensional vector $\mathbf{c} = (c_0 \ c_1 \ \cdots \ c_{N-1})$ [27]. In this paper we will assume c_j to be non-negative for all j , which is often the case in practical applications. We also assume that the spectral norm (the largest eigenvalue) $\|C\| = \sum_{j=0}^{N-1} c_j$ of the circulant matrix C equals to 1 for simplicity.

Note that C can be decomposed into a linear combination of efficiently realizable unitary

matrices as follows,

$$C = \begin{pmatrix} c_0 & c_1 & \cdots & c_{N-1} \\ c_{N-1} & c_0 & \cdots & c_{N-2} \\ \vdots & \vdots & \ddots & \vdots \\ c_1 & c_2 & \cdots & c_0 \end{pmatrix} = c_0 \begin{pmatrix} 1 & 0 & \cdots & 0 \\ 0 & 1 & \cdots & 0 \\ \vdots & \vdots & \ddots & \vdots \\ 0 & 0 & \cdots & 1 \end{pmatrix} + c_1 \begin{pmatrix} 0 & 1 & \cdots & 0 \\ 0 & 0 & \cdots & \vdots \\ \vdots & \vdots & \ddots & 1 \\ 1 & 0 & \cdots & 0 \end{pmatrix} + \cdots = \sum_{j=0}^{N-1} c_j V_j, \quad (2)$$

where $V_j = \sum_{k=0}^{N-1} |(k-j) \bmod N\rangle \langle k|$. Such a linear combination of unitary matrices can be dealt with by the sum of unitary approach introduced by Berry *et al.* [9]. For completeness, we restate their method as Lemma 1 given below.

Lemma 1. Let $M = \sum_{\alpha_j} \alpha_j W_j$ be a linear combination of unitaries W_j with $\alpha_j \geq 0$ for all j and $\sum_j \alpha_j = 1$. Let O_α be any operator that satisfies $O_\alpha |0^m\rangle = \sum_j \sqrt{\alpha_j} |j\rangle$, where m is the number of qubits used to represent $|j\rangle$, and $\text{select}(W) = \sum_j |j\rangle \langle j| \otimes W_j$. Then

$$(O_\alpha^\dagger \otimes I) \text{select}(W) (O_\alpha \otimes I) |0^m\rangle |\psi\rangle = |0^m\rangle M |\psi\rangle + |\Psi^\perp\rangle, \quad (3)$$

where $(|0^m\rangle \langle 0^m| \otimes I) |\Psi^\perp\rangle = 0$.

Lemma 1 can be directly applied to implement the circulant matrix C , as shown in Fig. 1. Here $\text{select}(V) = \sum_{j=0}^{N-1} |j\rangle \langle j| \otimes V_j$ can be implemented using $O(\log^2 N)$ one- or two-qubit gates with the help of Draper's quantum adder/subtractor circuit [28–31], since $\text{select}(V) |j\rangle |k\rangle = |j\rangle |(k-j) \bmod N\rangle$, as shown in Fig. 2. We assume for simplicity that $N = 2^L$, where L is an integer. Other kinds of quantum adders or subtractors [32, 33] can also be used here, but we take Draper's circuit as an example.

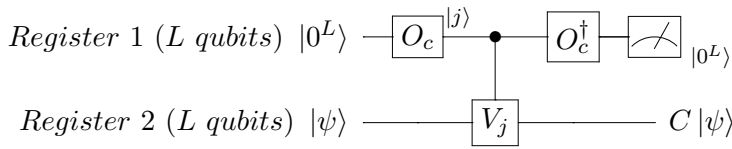


FIG. 1. Quantum circuit to implement a circulant matrix.

A measurement result of $|0^L\rangle$ in the first register generates the required state $C|\psi\rangle$ in the second register. The probability of this measurement outcome is $O(\|C|\psi\rangle\|^2)$. With the help of amplitude amplification [34] this can be further improved, requiring only $O(1/\|C|\psi\rangle\|)$ rounds of application of $(O_c^\dagger \otimes I) \text{select}(V) (O_c \otimes I)$. The amplitude amplification procedure

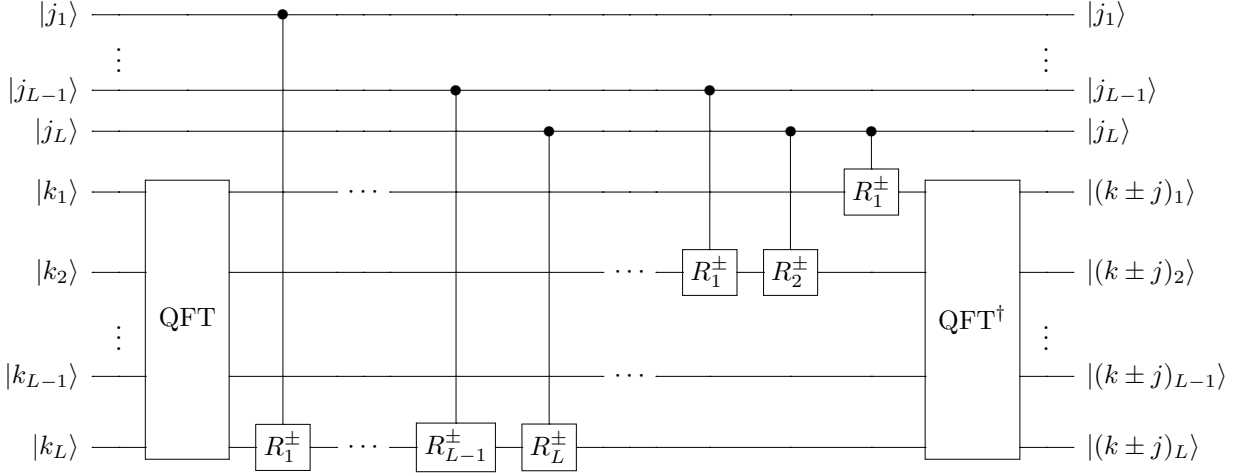


FIG. 2. Draper's quantum circuit to perform $|j\rangle |k\rangle \rightarrow |j\rangle |(k \pm j) \bmod N\rangle$. Here $|j\rangle = |j_1\rangle |j_2\rangle \cdots |j_L\rangle$, $|k\rangle = |k_1\rangle |k_2\rangle \cdots |k_L\rangle$, $|(k \pm j) \bmod N\rangle = |(k \pm j)_1\rangle |(k \pm j)_2\rangle \cdots |(k \pm j)_L\rangle$, $R_\ell^\pm = e^{\pm i 2\pi / 2^\ell |1\rangle \langle 1|}$, and QFT denotes the N -dimensional quantum Fourier transform.

also requires the same number of applications of O_ψ , where $O_\psi |0^L\rangle = |\psi\rangle$, and its inverse in order to reflect quantum states about the initial state $|0^L\rangle |\psi\rangle$. If O_ψ is unknown, amplitude amplification is not applicable and we will need to repeat the measuring process in Fig. 2 $O(1/\|C|\psi\rangle\|^2)$ times, during which $O(1/\|C|\psi\rangle\|^2)$ copies of $|\psi\rangle$ are required. It is worth noting that with the assumption $c_j \geq 0$, C is unitary if and only if $C = V_j$. In other words, a non-trivial circulant matrix is non-unitary and therefore, the oblivious amplitude amplification procedure [35] cannot be applied.

Provided with the oracle O_c satisfying $O_c |0^L\rangle = \sum_{j=0}^{N-1} \sqrt{c_j} |j\rangle$, Theorem 2 follows directly from the above discussions. O_c can be efficiently implemented for certain efficiently-computable vectors \mathbf{c} [36–38]. Another way to construct states like $\sum_{j=0}^{N-1} \sqrt{c_j} |j\rangle$ is via qRAM, which uses $O(N)$ hardware resources but only $O(\log N)$ operations to access them [39, 40].

Theorem 2 (Implementation of Circulant Matrices). *There exists an algorithm creating the quantum state $C|\psi\rangle$ for an arbitrary quantum state $|\psi\rangle = \sum_{k=0}^{N-1} \psi_k |k\rangle$, using $O(1/\|C|\psi\rangle\|)$ calls of O_c , O_ψ and their inverses, as well as $O(\log^2 N / \|C|\psi\rangle\|)$ additional one- or two-qubit gates.*

The complexity in [Theorem 2](#) is inversely proportional to $p = \|C|\psi\rangle\|^2$, which depends on the quantum state to be acted upon. Specifically, $\|C|\psi\rangle\|^2 = \langle\psi|C^\dagger C|\psi\rangle = \langle\psi|F\Lambda^\dagger F^\dagger F\Lambda F^\dagger|\psi\rangle = \langle\psi|F\Lambda^\dagger \Lambda F^\dagger|\psi\rangle$. Here we use the diagonalization form of C [\[27\]](#), $C = F\Lambda F^\dagger$, where F is the Fourier matrix with $F_{kj} = e^{2\pi i j k/N}/\sqrt{N}$ and Λ is a diagonal matrix of eigenvalues given by $\Lambda_k = \sum_{j=0}^{N-1} c_j e^{2\pi i j k/N}$. Since the spectral norm $\|C\|$ of the circulant matrix C equals to one, we have $p = \langle\psi|F\Lambda^\dagger \Lambda F^\dagger|\psi\rangle \geq 1/\kappa^2$, where κ is the condition number, defined as the ratio between C 's largest and smallest (absolute value of) eigenvalues [\[11\]](#). Therefore, our algorithm is bound to perform well when $\kappa = O(\text{poly}(\log N))$. In the ideal case where $\kappa = 1$ and $p = 1$, the vector \mathbf{c} is a unit basis in which only one element equals to one and the others are zero. Even when κ is large, our algorithm is efficient when the input quantum state after Fourier Transform is in the subspace whose corresponding eigenvalues are large. To take an extreme but illustrative example, when $\Lambda_k = 1$, $k \neq N/2$ and $\Lambda_{N/2} = 0$, we have $\kappa \rightarrow \infty$, but $p = \langle\phi|\Lambda^\dagger \Lambda|\phi\rangle = \sum_{k=0}^{N-1} |\Lambda_k|^2 |\phi_k|^2 \geq 1 - |\phi_{N/2}|^2$ in which $|\phi\rangle := F^\dagger|\psi\rangle = \sum_{k=0}^{N-1} \phi_k |k\rangle$. The success rate is therefore lower-bounded by $1 - |\phi_{N/2}|^2$, normally close to one.

III. CIRCULANT-LIKE MATRICES

A. Block Circulant Matrices

Some block circulant matrices with special structures can also be implemented efficiently in a similar fashion. We assume the blocks are N' -dimensional matrices and $L' = \log N'$ in the following discussions.

Firstly, when each block is a unitary operator up to a constant factor (i.e. $\mathbf{C}_j = c_j \mathbf{U}_j$), we have a unitary block (UB) matrix,

$$\begin{aligned} C_{UB} &= \begin{pmatrix} \mathbf{C}_0 & \mathbf{C}_1 & \cdots & \mathbf{C}_{N-1} \\ \mathbf{C}_{N-1} & \mathbf{C}_0 & \cdots & \mathbf{C}_{N-2} \\ \vdots & \vdots & \ddots & \vdots \\ \mathbf{C}_1 & \mathbf{C}_2 & \cdots & \mathbf{C}_0 \end{pmatrix} = \begin{pmatrix} 1 & 0 & \cdots & 0 \\ 0 & 1 & \cdots & 0 \\ \vdots & \vdots & \ddots & \vdots \\ 0 & 0 & \cdots & 1 \end{pmatrix} \otimes \mathbf{C}_0 + \begin{pmatrix} 0 & 1 & \cdots & 0 \\ 0 & 0 & \cdots & \vdots \\ \vdots & \vdots & \ddots & 1 \\ 1 & 0 & \cdots & 0 \end{pmatrix} \otimes \mathbf{C}_1 + \cdots \\ &= \sum_{j=0}^{N-1} V_j \otimes \mathbf{C}_j = \sum_{j=0}^{N-1} c_j V_j \otimes \mathbf{U}_j. \end{aligned} \quad (4)$$

If the set of blocks $\{\mathbf{U}_j\}_{j=0}^{N-1}$ can be efficiently implemented, then by simply replacing

$\text{select}(V) = \sum_{j=0}^{N-1} |j\rangle \langle j| \otimes V_j$ with $\sum_{j=0}^{N-1} |j\rangle \langle j| (V_j \otimes \mathbf{U}_j)$, we can efficiently implement the block circulant matrices C_{UB} using the same algorithm discussed in Sec. II as illustrated in Fig. 3(a).

Specifically, when the set of blocks $\{\mathbf{U}_j\}_{j=0}^{N-1}$ are one-dimensional, we can implement complex-valued circulant matrices with efficiently computable phase. For example, for $\mathbf{U}_j = (e^{i\theta j})$, $j = 0, 1, \dots, N-1$, circulant matrices with the parameter vector $\mathbf{c} = (c_0 \ e^{i\theta} c_1 \ \dots \ e^{i(N-1)\theta} c_{N-1})$ can be implemented efficiently. Moreover, if $\theta = \pi$, $\mathbf{c} = (c_0 \ (-c_1) \ \dots \ (-1)^{N-1} c_{N-1})$ corresponding to the circulant matrix with negative elements are on odd-numbered sites is efficiently-implementable.

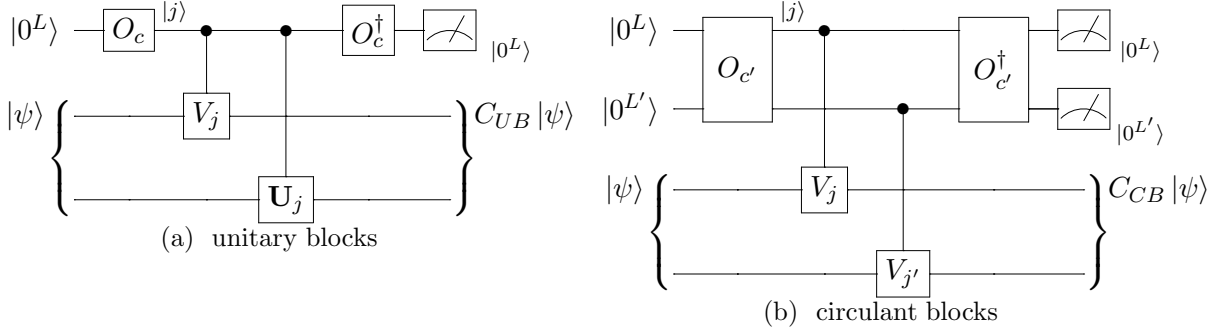


FIG. 3. The quantum circuit to implement block circulant matrices with special structures.

Another important family is block circulant matrices with circulant blocks (CB), which has found a wide range of applications in algorithms, mathematics, etc. [20–23]. It is defined as follows

$$C_{CB} = \begin{pmatrix} \mathbf{C}_0 & \mathbf{C}_1 & \dots & \mathbf{C}_{N-1} \\ \mathbf{C}_{N-1} & \mathbf{C}_0 & \dots & \mathbf{C}_{N-2} \\ \vdots & \vdots & \ddots & \vdots \\ \mathbf{C}_1 & \mathbf{C}_2 & \dots & \mathbf{C}_0 \end{pmatrix}, \quad (5)$$

where \mathbf{C}_j is a circulant matrix specified by a N' -dimensional vector $\mathbf{c}_j = (c_{j0} \ c_{j1} \ \dots \ c_{j(N'-1)})$. C_{CB} is a $N \times N'$ -dimensional matrix determined by $N \times N'$ parameters $\{c_{jj'}\}_{j=0, \dots, N-1, j'=0, \dots, N'-1}$. It can be decomposed as follows

$$C_{CB} = \sum_{j=0}^{N-1} \sum_{j'=0}^{N'-1} c_{jj'} V_j \otimes V_{j'}. \quad (6)$$

Given an oracle $O_{c'}$ satisfying $O_{c'} |0^{L+L'}\rangle = \sum_{j=0}^{N-1} \sum_{j'=0}^{N'-1} c_{jj'} |j\rangle |j'\rangle$, we can implement C_{CB}

using the quantum circuit shown in Fig. 3(b), which adopts a combination of two quantum subtractors.

B. Toeplitz and Hankel Matrices

A Toeplitz matrix is a matrix in which each descending diagonal from left to right is constant, which can be written explicitly as

$$T = \begin{pmatrix} t_0 & t_{-1} & \cdots & t_{-(N-2)} & t_{-(N-1)} \\ t_1 & t_0 & \cdots & t_{-(N-3)} & t_{-(N-2)} \\ t_2 & t_1 & \cdots & t_{-(N-4)} & t_{-(N-3)} \\ \vdots & \vdots & \ddots & \vdots & \vdots \\ t_{N-1} & t_{N-2} & \cdots & t_1 & t_0 \end{pmatrix}, \quad (7)$$

specified by $2N - 1$ parameters. We focus on the situation where $t_j \geq 0$ for all j as in Sec. II. Clearly, when $t_{-(N-i)} = t_i$ for all i , T is a circulant matrix. Although a Toeplitz matrix is not circulant in general, any Toeplitz matrix T can be embedded in a circulant matrix [17, 41], defined by

$$C_T = \begin{pmatrix} T & B_T \\ B_T & T \end{pmatrix}, \quad (8)$$

where B_T is another Toeplitz matrix defined by

$$B_T = \begin{pmatrix} 0 & t_{N-1} & \cdots & t_2 & t_1 \\ t_{-(N-1)} & 0 & \cdots & t_3 & t_2 \\ t_{-(N-2)} & t_{-(N-1)} & \cdots & t_4 & t_3 \\ \vdots & \vdots & \ddots & \vdots & \vdots \\ t_{-1} & t_{-2} & \cdots & t_{-(N-1)} & 0 \end{pmatrix}. \quad (9)$$

As a result, we use this embedding to implement Toeplitz matrices because

$$\begin{pmatrix} T & B_T \\ B_T & T \end{pmatrix} \begin{pmatrix} \psi \\ 0 \end{pmatrix} = \begin{pmatrix} T\psi \\ B_T\psi \end{pmatrix}. \quad (10)$$

Therefore, by implementing C_T , we obtain a quantum state proportional to $|0\rangle T|\psi\rangle + |1\rangle B_T|\psi\rangle$. Then we do a quantum measurement on the single qubit (in the second register in Fig. 4) to obtain the quantum state $T|\psi\rangle$. The success rate is $\|T|\psi\rangle\|^2$ according to

[Theorem 2](#) under the normalization condition that $\sum_{j=-(N-1)}^{N-1} t_j = \sum_{j=0}^{N-1} c_j = 1$. With the help of amplitude amplification, only $O(1/\|T|\psi\rangle\|)$ applications of the circuit in [Fig. 4](#) are required.

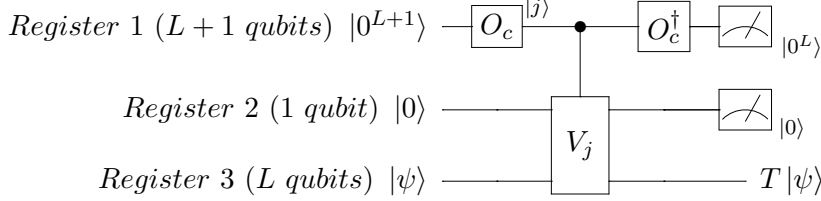


FIG. 4. The quantum circuit to implement a Toeplitz matrix. In this figure, $O_c|0^{L+1}\rangle = \sum_{j=0}^{2N-1} c_j |j\rangle$ where $\mathbf{c} = (t_0 \ t_{-1} \cdots t_{-(N-1)} \ 0 \ t_{N-1} \cdots t_1)$.

A Hankel matrix is a square matrix in which each ascending skew-diagonal from left to right is constant, which can be written explicitly as

$$H = \begin{pmatrix} h_{N-1} & h_{N-2} & \cdots & h_1 & h_0 \\ h_{N-2} & h_{N-3} & \cdots & h_0 & h_{-1} \\ \vdots & \vdots & \ddots & \vdots & \vdots \\ h_1 & h_0 & \cdots & h_{-(N-3)} & h_{-(N-2)} \\ h_0 & h_{-1} & \cdots & h_{-(N-2)} & h_{-(N-1)} \end{pmatrix}. \quad (11)$$

specified by $2N - 1$ non-negative parameters. A permutation matrix $P = \sigma_x^{\otimes L}$ transforms a Hankel matrix into a Toeplitz matrix. It can be easily verified that $T = HP$ and $H = TP$, in which $t_j = h_j$ for all j .

Therefore by inserting the permutation P before the implementation of T , the circuit in [Fig. 4](#) can be used to implement H , and the success rate is $\|H|\psi\rangle\|^2$ under the normalization condition that $\sum_{j=-(N-1)}^{N-1} h_j = \sum_{j=0}^{N-1} c_j = 1$. With the help of amplitude amplification, only $O(1/\|H|\psi\rangle\|)$ applications are required.

In comparison with existing algorithms, such as that described in [\[41\]](#), the above described quantum circuit provides a better way to realize circulant-like matrices, requiring fewer resources and with lower complexity. For example, only $2 \log N$ qubits are required to implement N -dimensional Toeplitz matrices, which is a significant improvement over the algorithm presented in [\[41\]](#) via sparse Hamiltonian simulations. More importantly, this is an exact method and its complexity does not depend on an error term. It is also not

limited to sparse circulant matrices C as in [41]. Moreover, implementation of non-unitary matrices, such as circulant matrices, is not only of importance in quantum computing, but also a significant ingredient in quantum channel simulators [42, 43], because the set of Kraus operators in the quantum channel $\rho \mapsto \sum_i K_i \rho K_i^\dagger$ is normally non-unitary [1]. The simplicity of our circuit increases its feasibility in experimental realizations.

IV. CIRCULANT HAMILTONIANS

Hamiltonian simulation is expected to be one of the most important undertakings for quantum computation. It is therefore important to explore the possibility of efficient implementation of circulant Hamiltonians due to their extensive applications. Particularly, the implementation of e^{-iCt} is equivalent to the implementation of continuous-time quantum walks on a weighted circulant graph [44, 45]. Moreover, simulation of Hamiltonians is also an important part in the HHL algorithm to solve linear systems of equations [11].

A number of algorithms have been shown to be able to efficiently simulate sparse Hamiltonians [4–10], including the sum of unitary approach [9]. We show that this approach can be extended to the simulation of dense circulant Hamiltonians. As we know, circulant matrices are diagonalizable and $e^{-iCt} = F e^{-i\Lambda t} F^\dagger$. Hence, there is a direct method to implement e^{-iCt} [25] when its diagonal elements $\{\Lambda_k\}_{k=0}^{N-1}$ are already known. However, this method is generally not extensible when $\{c_j\}_{j=0}^{N-1}$ are inputs.

In this section, we will focus on the simulation of Hermitian circulant matrices, when e^{-iCt} is unitary. For completeness, we first describe briefly the sum of unitary approach and then discuss how it can be used to efficiently simulate dense circulant Hamiltonians. To simulate $U = e^{-iCt}$, we divide the evolution time t into r segments with $U_r = e^{-iCt/r}$, which can be approximated as $\tilde{U} = \sum_{k=0}^K 1/k! (-iCt/r)^k$ with error ϵ . It can be proven that if we choose $K = O\left(\frac{\log(r/\epsilon)}{\log \log(r/\epsilon)}\right) = O\left(\frac{\log(t/\epsilon)}{\log \log(t/\epsilon)}\right)$, then $\|U_r - \tilde{U}\| \leq \epsilon/r$ and the total error is within ϵ .

Since $C = \sum_{j=0}^{N-1} c_j V_j$ as given by Eq. 2, we have

$$\tilde{U} = \sum_{k=0}^K \frac{(-iCt/r)^k}{k!} = \sum_{k=0}^K \sum_{j_1, \dots, j_k=0}^{N-1} \frac{(-it/r)^k}{k!} c_{j_1} \cdots c_{j_k} V_{j_1} \cdots V_{j_k}. \quad (12)$$

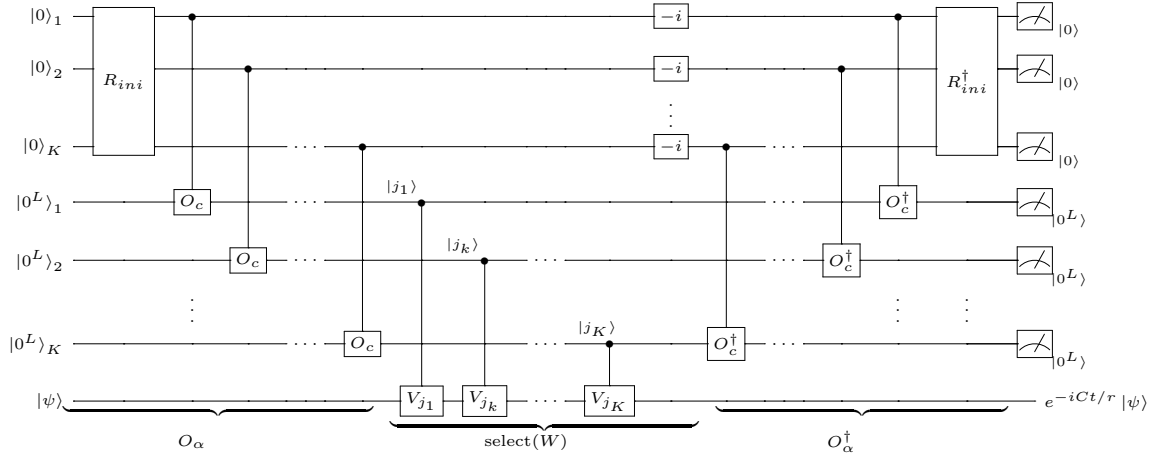


FIG. 5. The quantum circuit to implement one segment of circulant Hamiltonians. Here $\boxed{R_{ini}}|0^K\rangle = \sum_{k=0}^K \sqrt{(t/r)^k/k!} |1^k 0^{K-k}\rangle$ and $\boxed{-i} = |0\rangle\langle 0| + (-i)|1\rangle\langle 1|$.

According to Lemma 1, let $W_{(k,j_1,\dots,j_k)} = (-i)^k V_{j_1} \cdots V_{j_k}$ and

$$O_\alpha |0^{K+KL}\rangle = \frac{1}{\sqrt{s}} \sum_{k=0}^K \sum_{j_1,\dots,j_k=0}^{N-1} \sqrt{(t/r)^k/k! c_{j_1} \cdots c_{j_k}} |1^k 0^{K-k}\rangle |j_1\rangle \cdots |j_k\rangle |0^{(K-k)L}\rangle, \quad (13)$$

where $|1^k 0^{K-k}\rangle$ is the unary encoding of k . Here s is the normalization coefficient and we choose $r = \lceil t/\ln 2 \rceil$ so that

$$s = \sum_{k=0}^K \sum_{j_1,\dots,j_k=0}^{N-1} \frac{(t/r)^k}{k!} c_{j_1} \cdots c_{j_k} = \sum_{k=0}^K \frac{((c_0 + \cdots + c_{N-1})t/r)^k}{k!} \approx 2. \quad (14)$$

Then we have

$$(O_\alpha^\dagger \otimes I) \text{select}(W) (O_\alpha \otimes I) |0^{K+KL}\rangle |\psi\rangle = \frac{1}{s} |0^{K+KL}\rangle \tilde{U} |\psi\rangle + |\Psi^\perp\rangle, \quad (15)$$

where $(|0^{K+KL}\rangle \langle 0^{K+KL}| \otimes I) |\Psi^\perp\rangle = 0$. It has been shown in Ref. [9] that after one step of oblivious amplitude amplification procedure [35], $U_r = e^{-iCt/r}$ can be simulated within error ϵ/r . The oblivious amplitude amplification procedure avoids the repeated preparations of $|\psi\rangle$ so that $\tilde{U} |\psi\rangle$ can be obtained using only one copy of $|\psi\rangle$. The total complexity depends on the number of gates required to implement $\text{select}(W)$ and O_α .

Theorem 3 (Simulation of Circulant Hamiltonians). *There exists an algorithm performing e^{-iCt} on an arbitrary quantum state $|\psi\rangle$ within error ϵ , using $O\left(t \frac{\log(t/\epsilon)}{\log \log(t/\epsilon)}\right)$ calls of*

controlled- O_c ¹ and its inverse, as well as $O\left(t(\log N)^2 \frac{\log(t/\epsilon)}{\log \log(t/\epsilon)}\right)$ additional one- and two-qubit gates.

Proof. We first consider the number of gates used to implement O_α in Eq. 13. It can be decomposed into two steps. The first step is to create the normalized version of the state $\sum_{k=0}^K \sqrt{(t/r)^k/k!} |1^k 0^{K-k}\rangle$ from the initial state $|0^K\rangle$, which takes $O(K)$ consecutive one-qubit rotations on each qubit. We then apply K sets of controlled- O_c to transform $|0^L\rangle$ into $\sum_{j=0}^{N-1} \sqrt{c_j} |j\rangle$ when the control qubit is $|1\rangle$. We therefore need $O(K)$ calls of controlled- O_c and $O(K)$ additional one-qubit gates to implement O_α .

Next we focus on the implementation of

$$\text{select}(W) = \sum_{(k, j_1, j_2, \dots, j_k)} |1^k 0^{K-k}\rangle |j_1\rangle \dots |j_k\rangle |0^{(K-k)L}\rangle \langle 1^k 0^{K-k}| \langle j_1| \dots \langle j_k| \langle 0^{(K-k)L}| \otimes (-i)^k V_{j_1} \dots V_{j_k}, \quad (16)$$

which performs the transformation

$$|1^k 0^{K-k}\rangle |j_1\rangle \dots |j_k\rangle |0^{(K-k)L}\rangle |\psi\rangle \xrightarrow{\text{select}(W)} |1^k 0^{K-k}\rangle |j_1\rangle \dots |j_k\rangle |0^{(K-k)L}\rangle (-i)^k V_{j_1} \dots V_{j_k} |\psi\rangle. \quad (17)$$

As $V_j |\ell\rangle = |(\ell - j) \bmod N\rangle$, we can transform $|\psi\rangle$ into $V_{j_1} \dots V_{j_k} |\psi\rangle$ by applying K quantum subtractors between $|j\rangle_{j=j_1, j_2, \dots, j_k, 0, \dots}$ and $|\psi\rangle$. K phase gates on each of the first K qubits multiply the amplitude by $(-i)^k$. Therefore $\text{select}(W)$ can be decomposed into $O(K \log^2 N)$ numbers of one or two-qubit gates.

In summary, $O(K)$ calls of controlled- O_c and its inverse as well as $O(K \log^2 N)$ additional one-qubit gates are sufficient to implement one segment $e^{-iCt/r}$. And the total complexity to implement r segments will be $O(tK)$ calls of controlled- O_c and its inverse as well as $O(tK \log^2 N)$ additional one-qubit gates, where $K = O\left(\frac{\log(t/\epsilon)}{\log \log(t/\epsilon)}\right)$. \square

Note that we assumed the spectral norm $\|C\| = 1$. To explicitly put it in the complexity in Theorem 3, we can simply replace t by $\|C\| t$.

¹ By controlled- O_c , we mean the operation $|0\rangle\langle 0| \otimes I + |1\rangle\langle 1| \otimes O_c$

V. INVERSE OF CIRCULANT MATRICES

We now show that the HHL algorithm can be extended to solve systems of circulant matrix linear equations.

Theorem 4 (Inverse of Circulant Matrices). *There exists an algorithm creating the quantum state $C^{-1}|\psi\rangle / \|C^{-1}|\psi\rangle\|$ within error ϵ given an arbitrary quantum state $|\psi\rangle$, using $\tilde{O}(\kappa^2/\epsilon)$ ² calls of controlled- O_c and its inverse, $O(\kappa)$ calls of O_ψ , as well as $\tilde{O}(\kappa^2 \log^2 N/\epsilon)$ additional one- and two-qubit gates.*

Proof. The procedure of the HHL algorithm works as follows [11]:

1. Apply the oracle O_ψ to create the input quantum state $|\psi\rangle$:

$$|0^L\rangle \xrightarrow{O_\psi} |\psi\rangle = \sum_{j=0}^{N-1} b_j |u_j\rangle,$$

where $\{|u_j\rangle\}_{j=0}^{N-1}$ are the eigenvectors of C .

2. Run phase estimation of the unitary operator $e^{i2\pi C}$:

$$\sum_{j=0}^{N-1} b_j |u_j\rangle \rightarrow \sum_{j=0}^{N-1} b_j |u_j\rangle |\Lambda_j\rangle,$$

where Λ_j are the eigenvalues of C and $\Lambda_j \leq 1$.

3. Perform a controlled-rotation on an ancillary qubit:

$$\sum_{j=0}^{N-1} b_j |u_j\rangle |\Lambda_j\rangle \rightarrow \sum_{j=0}^{N-1} b_j |u_j\rangle |\Lambda_j\rangle \left(\frac{1}{\kappa \Lambda_j} |1\rangle + \sqrt{1 - 1/(\kappa^2 \Lambda_j^2)} |0\rangle \right),$$

where κ is the condition number defined in Sec. II to make sure that $1/(\kappa \Lambda_j) \leq 1$ for all j .

4. Undo the phase estimation and then measure the ancillary qubit. Conditioned on getting 1, we have an output state $\propto \sum_{j=0}^{N-1} b_j / \Lambda_j |u_j\rangle$ and the success rate $p = \sum_{j=0}^{N-1} |b_j / \kappa \Lambda_j|^2 = \Omega(1/\kappa^2)$.

² We use the symbol \tilde{O} to suppress polylogarithmic factors.

Error occurs in Step 2 in Hamiltonian simulation and phase estimation. The complexity scales sublogarithmically with the inverse of error in Hamiltonian simulation as in Theorem 3 and scales linearly with it in phase estimation [1]. The dominant source of error is phase estimation. Following from the error analysis in Ref. [11], a precision $O(\kappa/\epsilon)$ in phase estimation results in a final error ϵ . Taking the success rate $p = \Omega(1/\kappa^2)$ into consideration, the total complexity would be $\tilde{O}(\kappa^2/\epsilon)$, with the help of amplitude amplification [34]. \square

VI. PRODUCTS OF CIRCULANT MATRICES

Products of circulant matrices are also circulant matrices, because a circulant matrix can be decomposed into a linear combination of $\{V_j\}_{j=0}^{N-1}$ that constitute a cyclic group of order N (we have $V_j V_k = V_{(j+k) \bmod N}$). Suppose $C^{(1,2)} = C^{(1)} C^{(2)}$ is the product of two circulant matrices $C^{(1)}$ and $C^{(2)}$ which have a parameter vector $\mathbf{c}^{(1,2)}$, where

$$c_j^{(1,2)} = \sum_{\substack{j_1, j_2 \\ j_1 + j_2 \equiv j \pmod{N}}} c_{j_1}^{(1)} c_{j_2}^{(2)}, \quad (18)$$

where $\mathbf{c}^{(1)}$ and $\mathbf{c}^{(2)}$ are each the parameters of $C^{(1)}$ and $C^{(2)}$. Clearly, when the spectral norm of $C^{(1)}$ and $C^{(2)}$ are one, the spectral norm of $C^{(1,2)}$ is also one. Classically, to calculate the parameters $\mathbf{c}^{(1,2)}$ would take up $O(N)$ space. However, in the quantum case, we will show that $O_{\mathbf{c}^{(1,2)}}$, encoding $\mathbf{c}^{(1,2)}$, can be prepared using one $O_{\mathbf{c}^{(1)}}$ and one $O_{\mathbf{c}^{(2)}}$. It means that the oracle for a product of circulant matrices can be efficiently prepared when its factor circulants are efficiently implementable, as illustrated in Fig. 6.

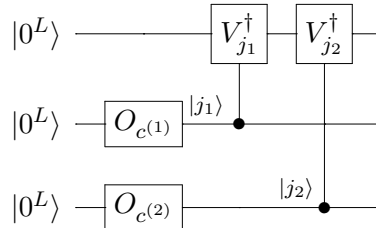


FIG. 6. The quantum circuit of $O_{\mathbf{c}^{(1,2)}}$. Here $V_j^\dagger = \sum_{k=0}^{N-1} |(k+j) \bmod N\rangle \langle k|$ and controlled- V_j^\dagger is a quantum adder.

Theorem 5 (Products of Circulant Matrices). *There exists an algorithm creating the oracle $O_{c^{(1,2)}}$, which satisfies*

$$O_{c^{(1,2)}} |0^{3L}\rangle = \sum_{j=0}^{N-1} \sqrt{c_j^{(1,2)}} |j\rangle |\Phi_j\rangle, \quad (19)$$

where $|\Phi_j\rangle$ is a unit quantum state dependent on j , using one $O_{c^{(1)}}$, one $O_{c^{(2)}}$ and $O(\log^2 N)$ additional one- and two-qubit gates.

Proof. We need $2L$ ancillary qubits divided into two registers to construct the oracle for the product of two circulant matrices. We start by applying $O_{c^{(1)}}$ and $O_{c^{(2)}}$ on the last 2 registers, we obtain

$$|0^{3L}\rangle \rightarrow |0^L\rangle \left(\sum_{j_1=0}^{N-1} \sqrt{c_{j_1}^{(1)}} |j_1\rangle \right) \left(\sum_{j_2=0}^{N-1} \sqrt{c_{j_2}^{(2)}} |j_2\rangle \right). \quad (20)$$

In order to encode $c_j^{(1,2)}$ in the quantum amplitudes, we once again apply quantum adders to achieve our goals. By performing the following transformation

$$|0\rangle |j_1\rangle |j_2\rangle \rightarrow |j\rangle |j_1\rangle |j_2\rangle, \quad (21)$$

where $j \equiv (j_1 + j_2) \pmod{N}$. This can be achieved using two quantum adders, we obtain the state

$$\sum_{j=0}^{N-1} \sqrt{c_j^{(1,2)}} |j\rangle |\Phi_j\rangle, \quad (22)$$

because the amplitude of $|j\rangle$ equals to $\sqrt{\sum_{\substack{j_1, j_2 \\ j_1 + j_2 \equiv j \pmod{N}}} (\sqrt{c_{j_1} c_{j_2}})^2} = \sqrt{c_j^{(1,2)}}$. \square

This algorithm can be easily extended to implementing oracles for products of d circulants, in which d oracles of factor circulants and dL ancillary qubits are needed. Though the oracle described in [Theorem 5](#) may not be useful in all quantum algorithms, due to the additional $|\Phi_j\rangle$ in [Eq. 19](#), it is applicable in [Sec. II](#) and [Sec. IV](#) according to [Lemma 6](#) (the generalized form of [Lemma 1](#)) described below. It implies that this technique could also be useful in other algorithms related to circulant matrices.

Lemma 6. *Let $M = \sum_{\alpha_j} \alpha_j W_j$ be a linear combination of unitaries W_j with $\alpha_j \geq 0$ for all j and $\sum_j \alpha_j = 1$. Let O_α be any operator that satisfies $O_\alpha |0^m\rangle = \sum_j \sqrt{\alpha_j} |j\rangle |\Phi_j\rangle$ (m is the number of qubits used to represent $|j\rangle |\Phi_j\rangle$) and $\text{select}(W) = \sum_j |j\rangle \langle j| \otimes I \otimes W_j$. Then*

$$(O_\alpha^\dagger \otimes I) \text{select}(W) (O_\alpha \otimes I) |0^m\rangle |\psi\rangle = |0^m\rangle M |\psi\rangle + |\Psi^\perp\rangle, \quad (23)$$

where $(|0^m\rangle \langle 0^m| \otimes I) |\Psi^\perp\rangle = 0$.

Proof.

$$\begin{aligned}
(O_\alpha^\dagger \otimes I) \text{select}(W) (O_\alpha \otimes I) |0^m\rangle |\psi\rangle &= (O_\alpha^\dagger \otimes I) \text{select}(W) \sum_j \sqrt{\alpha_j} |j\rangle |\Phi_j\rangle |\psi\rangle \\
&= (O_\alpha^\dagger \otimes I) \sum_j \sqrt{\alpha_j} |j\rangle |\Phi_j\rangle W_j |\psi\rangle \\
(|0^m\rangle \langle 0^m| O_\alpha^\dagger \otimes I) \sum_j \sqrt{\alpha_j} |j\rangle |\Phi_j\rangle W_j |\psi\rangle &= |0^m\rangle \sum_{j'} \sqrt{\alpha_{j'}} \langle j'| \langle \Phi_{j'}| \sum_j \sqrt{\alpha_j} |j\rangle |\Phi_j\rangle W_j |\psi\rangle \\
&= |0^m\rangle \sum_j \alpha_j W_j |\psi\rangle = |0^m\rangle M |\psi\rangle
\end{aligned}$$

□

VII. CONCLUSION

In this paper, we present efficient quantum algorithms for implementing circulant (as well as Toeplitz and Hankel) matrices and block circulant matrices with special structures, which are not necessarily sparse or unitary. These matrices have practically significant applications in physics, mathematics and engineering related field. The proposed algorithms, with exponential speed-up over classical algorithms, also cost fewer resources ($2 \log N$ qubits) and lower complexity ($O(\log^2 N / \|C|\psi\rangle\|)$) than existing quantum algorithms. They are therefore performing better in quantum computing and more feasible to experimental realization. We also successfully implemented a family of dense and non-unitary operators directly by decomposing it into the linear combination of efficiently-implementable unitary matrices, and we hope that this method will lead to efficient implementation of other matrices of interest.

Besides the implementation of circulant matrices, we discover that we can perform the HHL algorithm on circulant matrices to implement the inverse of circulant matrices, by adopting the Taylor series approach to efficiently simulate circulant Hamiltonians. Due to the special structure of circulant matrices, we proved that they are one of the types of the dense matrices that can be efficiently simulated. Being able to implement the inverse of circulant matrices opens a door to solving a variety of real-world problems. Finally, we show that it is possible to construct oracles for products of circulant matrices using the oracles for their factor circulants, a technique that is useful in related algorithms.

ACKNOWLEDGMENTS

We would like to thank Xiaosong Ma, Anuradha Mahasinghe, Thomas Loke, and Shengjun Wu for helpful discussions.

- [1] M. A. Nielsen and I. L. Chuang, *Quantum computation and quantum information* (Cambridge university press, 2010).
- [2] P. Shor, *SIAM Journal on Computing* **26**, 1484 (1997).
- [3] L. K. Grover, in *Proceedings of the Twenty-eighth Annual ACM Symposium on Theory of Computing*, STOC '96 (ACM, New York, NY, USA, 1996) p. 212–219.
- [4] S. Lloyd, *Science* **273**, 1073 (1996).
- [5] D. W. Berry, G. Ahokas, R. Cleve, and B. C. Sanders, *Communications in Mathematical Physics* **270**, 359 (2007).
- [6] A. M. Childs and R. Kothari, in *Theory of Quantum Computation, Communication, and Cryptography, TQC 2010* (Eds. W. van Dam, V. M. Kendon, S. Severini, 2010) pp. 94–103.
- [7] N. Wiebe, D. W. Berry, P. Høyer, and B. C. Sanders, *Journal of Physics A: Mathematical and Theoretical* **44**, 445308 (2011).
- [8] D. Poulin, A. Qarry, R. Somma, and F. Verstraete, *Physical review letters* **106**, 170501 (2011).
- [9] D. W. Berry, A. M. Childs, R. Cleve, R. Kothari, and R. D. Somma, *Physical review letters* **114**, 090502 (2015).
- [10] D. W. Berry, A. M. Childs, and R. Kothari, in *Proceedings: IEEE 56th annual symposium on foundations of computer science* (IEEE, 2015) pp. 792–809.
- [11] A. W. Harrow, A. Hassidim, and S. Lloyd, *Physical review letters* **103**, 150502 (2009).
- [12] A. M. Childs and R. Kothari, arXiv:0908.4398 (2009).
- [13] K. Rietsch, *Journal of the American Mathematical Society* **16**, 363 (2003).
- [14] J. Haupt, W. U. Bajwa, G. Raz, and R. Nowak, *Information Theory, IEEE Transactions on* **56**, 5862 (2010).
- [15] S. Noschese, L. Pasquini, and L. Reichel, *Numerical Linear Algebra with Applications* **20**, 302 (2013).

- [16] B. J. Olson, S. W. Shaw, C. Shi, C. Pierre, and R. G. Parker, [Applied Mechanics Reviews](#) **66**, 040803 (2014).
- [17] M. K. Ng, *Iterative methods for Toeplitz systems* (Oxford University Press, USA, 2004).
- [18] V. Peller, *Hankel operators and their applications* (Springer Science & Business Media, 2012).
- [19] A. Kaveh and H. Rahami, *Acta Mechanica* **217**, 51 (2011).
- [20] S. Rjasanow, *Linear algebra and its applications* **202**, 55 (1994).
- [21] G. J. Tee, *Eigenvectors of block circulant and alternating circulant matrices* (Massey University, 2005).
- [22] M. Combescure, *Journal of Mathematical Physics* **50**, 032104 (2009).
- [23] M. Petrou and C. Petrou, *Image processing: the fundamentals* (John Wiley & Sons, 2010).
- [24] M. Delanty and M. J. Steel, [Physical Review A](#) **86**, 043821 (2012).
- [25] X. Qiang, T. Loke, A. Montanaro, K. Aungskunsiri, X. Zhou, J. L. O'Brien, J. Wang, and J. C. Matthews, *Nature Communications* **7** (2016).
- [26] K. Ye and L. H. Lim, *Foundations of Computational Mathematics* **16**, 577 (2016).
- [27] G. H. Golub and C. F. Van Loan, [Matrix computations](#), Vol. 3 (JHU Press, 2012).
- [28] T. G. Draper, [arXiv:quant-ph/0008033](#) (2000).
- [29] C. M. Maynard and E. Pius, [Quantum Information Processing](#) **13**, 1127 (2013).
- [30] C. M. Maynard and E. Pius, [arXiv:1304.4069](#) (2013).
- [31] A. Pavlidis and D. Gizopoulos, [Quantum Info. Comput.](#) **14**, 649–682 (2014).
- [32] S. A. Cuccaro, T. G. Draper, S. A. Kutin, and D. P. Moulton, [arXiv:quant-ph/0410184](#) (2004).
- [33] T. G. Draper, S. A. Kutin, E. M. Rains, and K. M. Svore, [Quantum Info. Comput.](#) **6**, 351–369 (2006).
- [34] G. Brassard, P. Hoyer, M. Mosca, and A. Tapp, *Contemporary Mathematics* **305**, 53 (2002).
- [35] D. W. Berry, A. M. Childs, R. Cleve, R. Kothari, and R. D. Somma, *Proceedings of the 46th Annual ACM Symposium on Theory of Computing*, 283 (ACM, 2014).
- [36] L. Grover and T. Rudolph, [arXiv quant-ph/0208112](#) (2002).
- [37] P. Kaye and M. Mosca, [arXiv quant-ph/0407102](#) (2004).
- [38] A. N. Soklakov and R. Schack, [Physical Review A](#) **73**, 012307 (2006).
- [39] V. Giovannetti, S. Lloyd, and L. Maccone, [Physical Review A](#) **78**, 052310 (2008).
- [40] S. Lloyd, M. Mohseni, and P. Rebentrost, [arXiv:1307.0411](#) (2013).

- [41] A. Mahasinghe and J. B. Wang, [Journal of Physics A: Mathematical and Theoretical](#) **49**, 275301 (2016).
- [42] H. Lu, C. Liu, D. S. Wang, L. K. Chen, Z. D. Li, X. C. Yao, L. Li, N. L. Liu, C. Z. Peng, B. C. Sanders, Y. A. Chen, and J. W. Pan, arXiv:1505.02879 (2015).
- [43] D.-S. Wang and B. C. Sanders, New Journal of Physics **17**, 043004 (2015).
- [44] K. Manouchehri and J. B. Wang, *Physical implementation of quantum walks* (Springer, Berlin, 2014).
- [45] A. M. Childs, Communications in Mathematical Physics **294**, 581 (2010).