

# Harnessing quantum correlations for physics beyond the standard quantum limit in broadband displacement detection

N. S. Kampel,<sup>1,\*</sup> R. W. Peterson,<sup>1</sup> R. Fischer,<sup>1</sup> P.-L. Yu,<sup>1,†</sup> K. Cicak,<sup>2</sup> R. W. Simmonds,<sup>2</sup> K. W. Lehnert,<sup>1</sup> and C. A. Regal<sup>1,‡</sup>

<sup>1</sup>*JILA, University of Colorado and National Institute of Standards and Technology, and Department of Physics, University of Colorado, Boulder, Colorado 80309, USA*

<sup>2</sup>*National Institute of Standards and Technology, Boulder, Colorado 80305, USA*

(Dated: February 14, 2022)

When one seeks knowledge of the full dynamics of the displacement of a harmonic oscillator, non-commutation of the two mechanical quadratures requires a minimum added noise equal to the mechanical resonator's zero point motion [1, 2]. This fundamental quantum limit (QL) is a distinct bound from the standard quantum limit (SQL) that is often considered in interferometric displacement measurement [3–5]. The SQL is a consequence of the non-commutation of the probe's quadratures in a specific measurement configuration and is characterized by a tradeoff between shot noise (SN) imprecision and quantum backaction that are uncorrelated [6, 7]. The QL and SQL reach the same limit when probing at the peak mechanical response, but the QL can be a significantly lower bound off resonance. In studies of micro-mechanical motion, there has been great interest in observing quantum backaction and approaching the SQL on mechanical resonance [8–12]. However, much of what historically motivates SQL research is displacement monitoring over a wide frequency band, such as gravitational wave searches [13]. One long-standing concept for surpassing the SQL is to introduce correlations by changing the readout quadrature as a function of frequency in a technique known as variational readout [15, 16]. Here we harness quantum correlations in the measurement of a macroscopic resonator by modifying the readout quadrature of an optical interferometer. By using an optomechanical device thermalized to a dilution refrigerator, we measure quantum noise far off resonance where we improve upon the off-resonance SQL for our quantum efficiency.

The SQL has long been discussed as a looming concern in ultrasensitive measurements of mechanical force and displacement [6], and a variety of techniques have been considered for surpassing the SQL. Perhaps the most well-known is to restrict knowledge to a dynamically-decoupled single mechanical quadrature in a quantum non-demolition (QND) measurement to evade backaction

completely [17]. Therefore the total broadband noise can be arbitrarily decreased (up to the zero-point motion) by increasing the probe power. However, QND unfortunately measures only a single phase force, unless the system dimensionality is increased to perform QND measurements on both quadratures [18, 19]. While QND measurements have been demonstrated electromechanically [20–23], instabilities can arise, and a measurement below the SQL has not been demonstrated. In this work, we focus on a solution in which a two-mechanical quadrature measurement is made, yet quantum correlations between imprecision and backaction are used to address the SQL. Such correlations can be achieved by injecting quadrature squeezed light, but an equally-capable technique is to rotate the readout quadrature such that the mechanical motion itself mixes the probe's amplitude and phase quadratures [15].

We consider linear measurement of a mechanical harmonic oscillator via an optical probe  $\hat{u}_\phi$  at a given quadrature angle  $\phi$ . For any given frequency, there exists a measurement configuration that can reach the QL for an ideal detector (black line in Fig. 1(a)), and here we present analysis based upon the probe's uncertainty relations that reveals this configuration [3, 4, 24]. (Note the on-resonance SQL can be conveniently arrived at with a Heisenberg microscope argument that dictates a minimum contribution of the SN and backaction [25], but this argument does not hold in the presence of correlation.) From the optical probe we infer a dimensionless mechanical displacement:  $\hat{X}_\phi(\omega) = \hat{x}_m(\omega) + \hat{I}_\phi - i\hat{\chi}_m(\omega)\hat{F}_{ba}$  (see Supplementary Information). Here the mechanical state ( $\hat{x}_m$ ) appears along with SN ( $\hat{I}_\phi$ ) and backaction ( $\hat{F}_{ba}$ ), both arising from the probe's fluctuations. Within  $\hat{x}_m$  we include both the zero-point motion ( $x_{zp}$ ) and environmental perturbation (thermal and other applied forces). While the SN is a white noise whose contribution depends on  $\phi$ , the backaction term is a function only of the amplitude quadrature (AM,  $\phi = 0^\circ$ ) and is filtered by  $\hat{\chi}_m(\omega)$ , the dimensionless mechanical susceptibility.

The inferred symmetrized displacement power spectral density (PSD) is given by  $S_{xx}(\omega) = \langle \hat{X}_\phi(-\omega)\hat{X}_\phi(\omega) \rangle$  [4, 26] and has contributions from the mechanical resonator ( $S_m$ ), SN imprecision ( $S_{II}$ ), backaction ( $S_{FF}$ ), and their

\* nir.kampel@jila.colorado.edu

† Current address: School of Electrical and Computer Engineering, Birck Nanotechnology Center, Purdue University, West Lafayette, IN 47907 USA

‡ regal@jila.colorado.edu

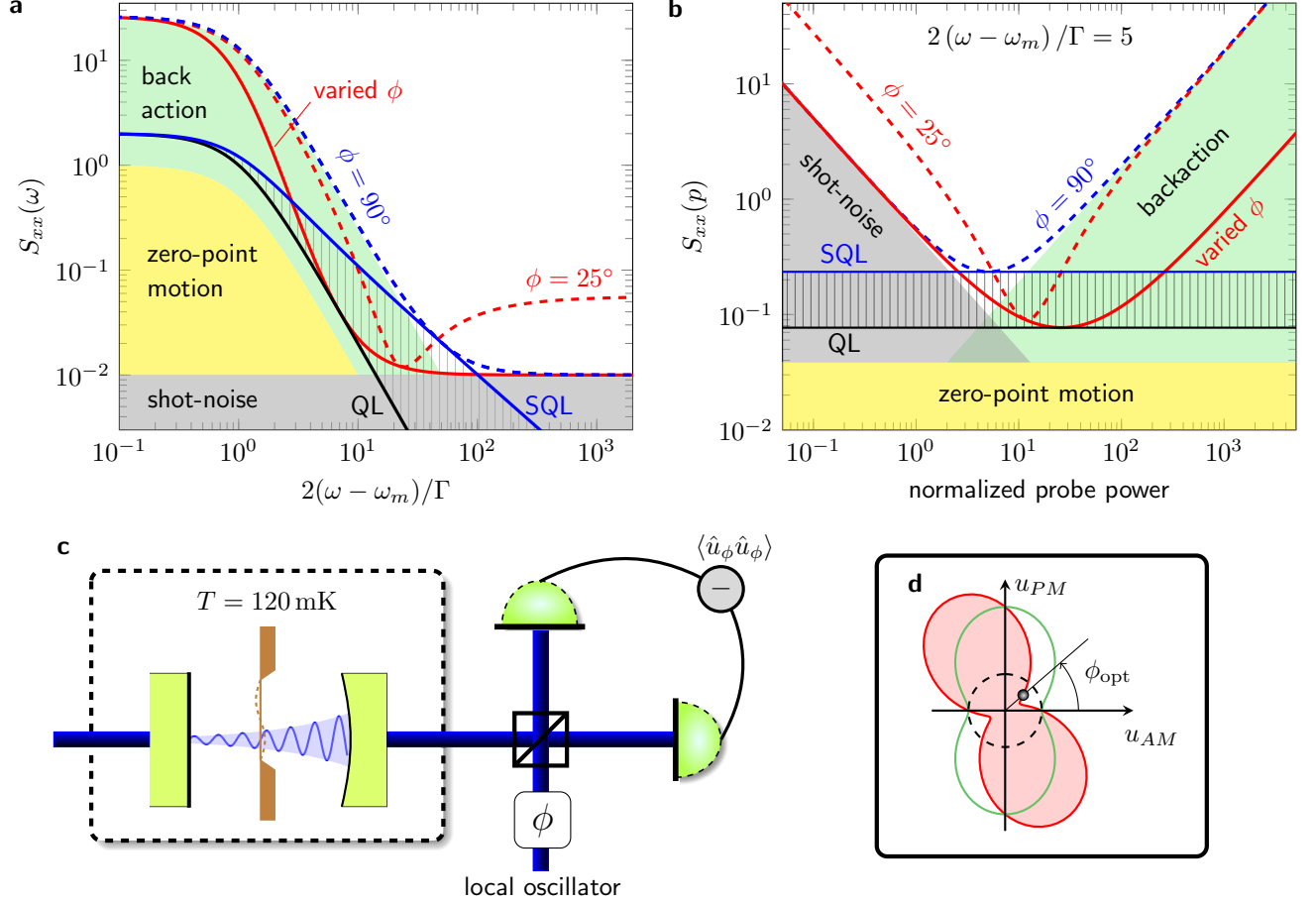


FIG. 1. Imprecision for different interferometric measurement configurations. (a) Frequency dependence for fixed power  $p = 50$  and (b) power dependence for frequency  $2(\omega - \omega_m)/\Gamma = 5$ . Shaded areas represent the SN (gray), backaction (green) and zero-point motion (yellow). Lines represent measurement at  $\phi = 90^\circ$  (dashed blue),  $\phi = 25^\circ$  (dashed red), variational readout (solid red). The black (QL) and blue (SQL) lines in both (a) and (b) show total limits when the probe power is allowed to vary to optimize total noise, with hatched area highlighting the QL and SQL distinction. All curves are evaluated for ideal quantum efficiency  $\epsilon = 1$ , and zero thermal disturbance. (c) Experimental schematic. Coherent probe beam enters the cavity and interacts with a membrane resonator. The probe light that leaves the cavity is detected via balanced homodyne detection with the measurement angle (quadrature) set by the local oscillator (LO) phase  $\phi$ . (d) Probe light phase space distribution. Lines represents: Coherent probe without interaction with the resonator (dashed black), interaction without the cross-correlation term (green), and interaction with the cross-correlation term (red). The thin black line (and ball) represent the optimal measuring angle for frequency  $2(\omega - \omega_m)/\Gamma = 5$  and  $p = 6$ .

cross-correlation ( $S_{IF}$ ):

$$S_{xx}(\omega, p, \phi) = S_m(\omega) + S_{II}(p, \phi) + |\tilde{\chi}_m(\omega)|^2 S_{FF}(p) + 2 \text{Im}[\tilde{\chi}_m(\omega) S_{IF}(\phi)]. \quad (1)$$

The normalization of  $S_{xx}$  is such that on resonance the zero-point motion PSD contribution is 1, and the probe power ( $p$ ) is normalized to the SQL power on mechanical resonance ( $\omega = \omega_m$ ). This means in absolute units the value of the added noise (SN and on-resonance backaction) is equal to  $S_{sq1}(\omega_m) = 2x_{zp}^2/\Gamma$  with  $\Gamma$  the mechanical linewidth.

The probe's uncertainty relation [24] is connected to the measured PSD via  $S_{II}S_{FF} \geq \frac{1}{4} + \frac{1}{4}S_{IF}$ . The SQL

corresponds to the special case in which  $S_{IF} = 0$ , and we will find the QL by careful choice of  $S_{IF}$  and measurement power for a given frequency [4]. To understand measurement limits, we plot the contributions to  $S_{xx}$  in Fig. 1. First, we describe the lines relevant to SQL physics. The dashed blue line in Fig. 1 shows a phase quadrature (PM,  $\phi = 90^\circ$ ) measurement for a fixed backaction-dominated probe power, whereas the blue solid line (SQL) results when optimizing the probe power at each frequency. Due to the backaction frequency dependence, the SQL value changes off resonance as  $S_{sq1}(\omega) = S_{sq1}(\omega_m) |\tilde{\chi}_m(\omega)|$ ; namely the SQL value drops and the power required to reach it increases. Figure 1(b) shows the SQL results in a linear tradeoff be-

tween SN and backaction [7].

However, if the homodyne detector is arranged to measure a finite quadrature angle  $0^\circ < \phi < 90^\circ$  the cross-correlation term  $S_{IF}(\phi)$  in equation (1) becomes nonzero and  $S_{xx}$  can be smaller than the SQL (Fig. 1(a,b) dashed red line) [4, 15]. Because  $S_{IF}$  is real, an additional requirement is that  $\tilde{\chi}_m(\omega)$  has an imaginary part, which only happens off resonance. In particular,  $\text{Im}[\tilde{\chi}_m(\omega)S_{IF}(\phi)]$  gives rise to a Fano-like frequency dependence, in analogy to that observed in ponderomotive squeezing of light. While such squeezed light has been observed [27–29], improved measurements were far from accessible in previous experiments due to technical noise at large  $\phi$ . Figure 1(d) shows the effect of correlations on the light phase space distribution (see Supplementary Information). Note, the optimal measurement phase ( $\phi_{\text{opt}}$ ) is rotated towards PM, compared to the optimal squeezing phase; while rotating towards AM introduces the correlations of interest it also dilutes mechanical information found only in PM. In variational readout,  $\phi$  is tuned as a function of frequency to approach the QL over a broader range of frequencies [15]. Variational readout at a fixed power is illustrated by the red line of Fig. 1(a,b). As seen in Fig. 1(b) the power can be optimized in order to reach the QL (solid black line), which corresponds to total noise at twice the zero point motion.

Variational readout in a homodyne measurement is a technique most suited to broadband, off-resonance displacement or force measurement for  $2|\omega - \omega_m|/\Gamma \geq 1$ . However, even for on-resonance force measurements quantum correlations can be utilized by employing a two-tone local oscillator, using recently proposed synodyne readout [30]. Synodyne realizes single-quadrature measurement at a given frequency within a range of near-resonant frequencies ( $2|\omega - \omega_m|/\Gamma \leq 1$ ) (see Supplementary Information). Lastly, note asymmetric lineshapes associated with cross-correlations have been recently observed in [31] using an input quadrature squeezed probe in the microwave domain, but an improvement in the off-resonance sensitivity has not been shown to date. Squeezed light can also be used independent of  $S_{IF}$  to modify  $\hat{I}_\phi$  or  $\hat{F}_{\text{ba}}$  to modify power requirements [15, 32].

In our experiments, we create an optical interferometer consisting of a cryogenically-compatible Fabry-Perot cavity coupled to a high stress  $\text{Si}_3\text{N}_4$  membrane resonator [29, 33–35] (Fig. 1(c)). By injecting an on-resonant probe into the cavity we linearly monitor the displacement of the (2, 2) membrane mode at  $\omega_m/2\pi = 1.596$  MHz, with an exceptionally high quality factor of  $Q_m = 32 \times 10^6$ . To yield a mechanical spectrum with minimal thermal noise, even a number of mechanical linewidths off resonance, we precool the cavity and membrane to 120 mK, and shield the membrane mode by embedding it in a phononic crystal [36]. We optically damp and cool to a linewidth of  $\Gamma/2\pi = 340$  Hz corresponding to a phonon occupation of  $n_{\text{th}} = 1.29 \pm 0.05$ ; this final phonon occupation is defined

by the optical damping rate we choose, and is not limited by added noise [35]. The light probe frequency is on cavity resonance, and the outgoing light is measured using balanced homodyne detection, with a quantum efficiency of  $\epsilon = 0.350 \pm 0.015$ . The single-photon coupling was independently calibrated and found to be consistent with a value of  $g/2\pi = 39$  Hz tightly bounded by the experimental data (see Supplementary Information).

We start by measuring  $S_{xx}$  on/off-resonance at  $\phi = 90^\circ$  in which the measurement noise is similar to the SQL (Fig. 2(a)). For all frequencies the relative fraction of measurement noise to the SQL at that frequency is constant and equal to 1.7 as set by our quantum efficiency. For the on-resonance measurements (triangles) a total measured PSD of  $5.3 \pm 0.2$  times the on-resonance SQL added noise ( $S_{\text{sql}}$ ) is realized, corresponding to the smallest reported value to our knowledge [8, 11, 20]. This is due to our low phonon occupation and high quantum efficiency. When we examine the data at  $2(\omega - \omega_m)/\Gamma = 10$  (circles), the total measured noise reduces to twice the off-resonant SQL value because the thermal disturbance component ( $S_m$ ) drops faster than the SQL (Fig. 1(a)).

When measuring at a finite intermediate angle ( $\phi = 45^\circ$ ) a distinct Fano-like lineshape due to the cross-correlations appears in the inset of Fig. 2(b). We see the sensitivity is increased over a range of frequencies off resonance. Figures 2(b) and 3(a) show how a  $\phi = 45^\circ$  measurement (red) results in an imprecision below that at  $\phi = 90^\circ$  (blue) for frequencies above resonance and near the off-resonant SQL power. On the other hand at low powers ( $p \ll 1$ ) there is no improvement because the SN contribution increases as one adds more AM noise that doesn't contain information about the resonator, and at high powers ( $p \gg 1$ ) the backaction contribution is dominant over the correlation and there is also no improvement.

In variational readout, the analysis quadrature would be changed as function of frequency to realize an optimal measurement at all frequencies (reaching the QL at a single frequency). In our work, while we do not vary the quadrature in a single measurement, we are able to reconstruct variational readout spectra from four different measurements at different quadratures with the same power (Fig. 3(b)). In Fig. 3(b)-inset we show the data normalized to the corresponding off-resonant SQL at each frequency ( $S_{\text{sql}}(\omega)$ ) for an even larger probe power ( $p = 28$ ), and can quantitatively analyze our improvement compared to the SQL, under the constraint of finite quantum efficiency. At a frequency  $2(\omega - \omega_m)/\Gamma = 12$ , we find  $1.55 \pm 0.07$  times the SQL value for  $\phi = 45^\circ$ . Taking into account our finite quantum efficiency, the minimum added noise we could hope to achieve for a  $\phi = 90^\circ$  measurement is  $1/\sqrt{\epsilon} = 1.7$  times the SQL value, and hence measurement at  $\phi = 45^\circ$  allows us to measure at  $0.91 \pm 0.04$  times the finite quantum efficiency SQL. At this frequency the thermal and zero point motion contribution of 0.3 (in units of off-resonance  $S_{\text{sql}}$ ) is small, compared to the added noise due to the probe of 1.25.

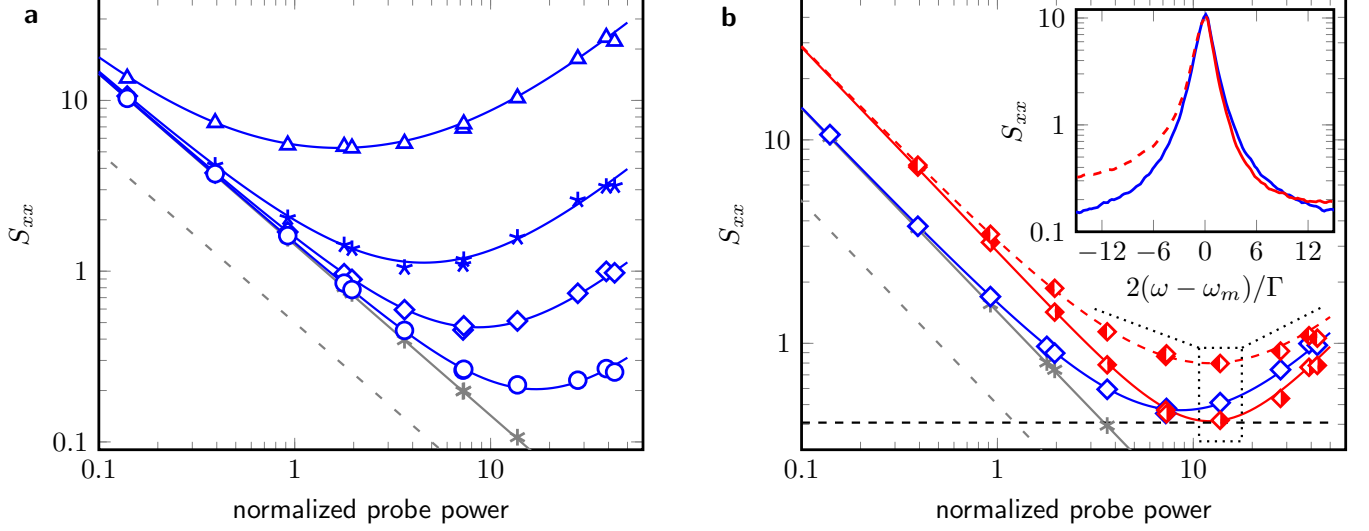


FIG. 2. Measured displacement PSD for different frequencies and measurement angles. (a) Measurement at  $\phi = 90^\circ$  at different frequencies:  $2(\omega - \omega_m)/\Gamma = 0$  (triangle), 2.5 (star), 5 (square), 10 (circle). (b) Measurement at  $\phi = 90^\circ$  (blue) and at  $\phi = 45^\circ$  (red) compared to SN level at  $\phi = 90^\circ$  quadrature (gray). Measurement at  $\phi = 45^\circ$  at frequency  $2(\omega - \omega_m)/\Gamma = -5$  (square filled on right) results in reduced imprecision. The dashed black line is the QL for  $2(\omega - \omega_m)/\Gamma = 5$  evaluated at quantum efficiency  $\epsilon = 0.35$ , plus thermal contribution due to  $n_{th} = 1.29$ . Red and blue lines are full power-dependent expectation for corresponding data points. Inset: measured PSD as function of frequency  $2(\omega - \omega_m)/\Gamma$ , at  $\phi = 90^\circ$  (blue) and  $\phi = 45^\circ$  (red) quadratures for power  $p = 14$ , as indicated by the dotted box in main figure. In both (a) and (b), the gray asterisks are SN measurement at  $\phi = 90^\circ$  for  $\epsilon = 0.35$ , and the dashed gray line is for  $\epsilon = 1$ .

The technique we demonstrate shows the value and simplicity of utilizing imprecision-backaction correlations when carrying out strong measurement. In this technique the degree to which the SQL can be surpassed is greatly dependent on the quantum efficiency of the probe. In the future, pursuing higher quantum efficiency will be a natural goal of a variety of detectors, and hence extend the utility of variational readout. High quantum efficiency combined with the ability to arbitrarily manipulate the local oscillator and corresponding correlations will offer useful opportunities to advance broadband displacement and force sensing beyond the standard quantum limit.

## I. METHODS

Our optical cavity (Fig. 1(c)) has a linewidth of  $\kappa/2\pi = 2.50 \pm 0.16$  MHz, and is frequency-stabilized (locked) with respect to a weak on-cavity-resonance beam. A second damping beam, with the same polarization, is red detuned of the cavity resonance by 2 MHz and continuously cools the membrane. Lastly, a coherent on-cavity-resonance beam, with orthogonal polarization to both the lock and damping beams, is used as the measurement probe beam. This choice minimizes the cross talk between the probe beam and the other beams. We do not observe a relevant classical laser noise contribution on the

probe [35], nor technical noise due to mechanical bath at this damping choice, nor laser heating at a 120 mK dilution refrigerator temperature (see Supplemental Information). We measure the probe beam via balanced detection using an external local oscillator. We set the detection quadrature phase by locking the relative phase between the local oscillator and the probe beam. The error signal uses the DC signal from a balanced homodyne receiver to realize measurement phases  $40^\circ \leq \phi \leq 140^\circ$ , which are calibrated based upon full excursion of this error signal. From the time trace of the probe output we compute the symmetrized power spectral density (PSD), and average over 1000 – 7500 traces for each measurement. Then we normalize to a trace taken without the probe beam to achieve a shot-noise normalized frequency spectrum  $\langle \hat{u}_\phi(-\omega) \hat{u}_\phi(\omega) \rangle$ . To calibrate the PSD we require three parameters: quantum efficiency  $\epsilon$ , phononic occupation  $n_{th}$ , and the SQL power. These parameters have been independently measured, as described in the Supplementary Information.

## ACKNOWLEDGEMENTS

This work was supported by AFOSR PECASE, ONR DURIP, AFOSR-MURI, RAFAEL, the Cottrell Scholar's program, and the National Science Foundation under grant number 1125844. We thank W. P. Bowen, T. P.

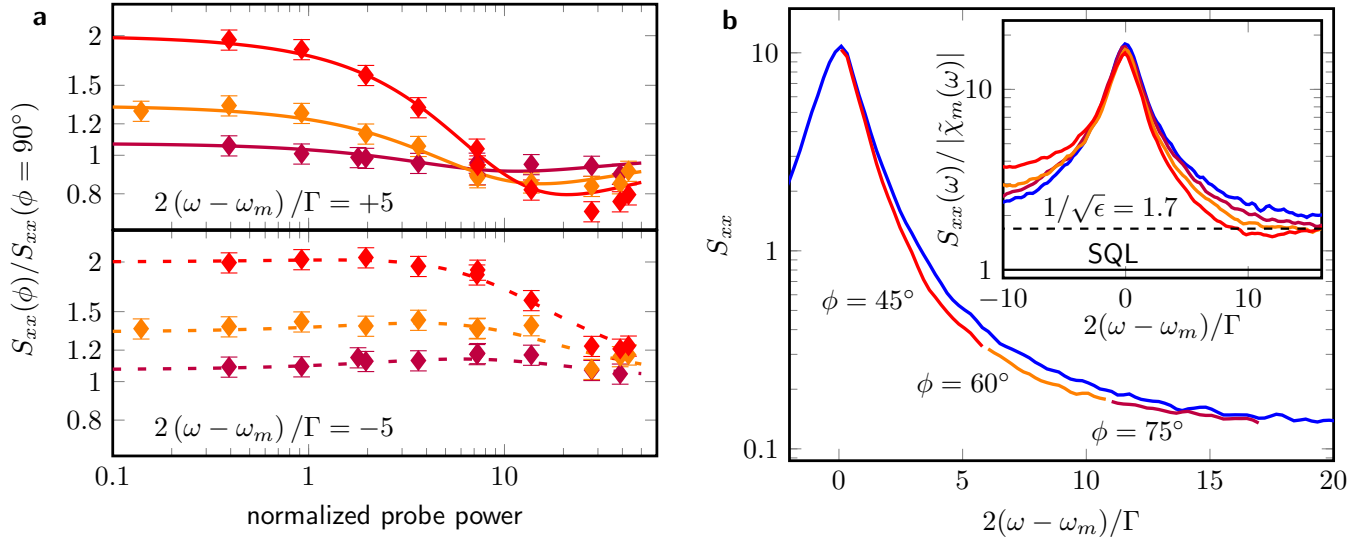


FIG. 3. Components of variational readout. (a) Ratio of PSD between quadratures  $\phi = 45^\circ$  (red),  $\phi = 60^\circ$  (orange), and  $\phi = 75^\circ$  (purple) and  $\phi = 90^\circ$  as a function of normalized probe power. The top panel is at a detuning of  $2(\omega - \omega_m)/\Gamma = 5$ , and the bottom panel at  $2(\omega - \omega_m)/\Gamma = -5$ . (b) Reconstruction of variational readout for  $p = 14$ . The measured quadratures (same colors as (a)) are placed in the portion of the spectrum for which they provide the lowest imprecision. For comparison is the result for  $\phi = 90^\circ$  (blue). Inset: Measured quadratures (same colors as (b)) at  $p = 28$  normalized to the corresponding SQL at each frequency.

Purdy, and J. D. Teufel for useful conversations and A. Higginbotham for assistance with the dilution refrigerator.

- 
- [1] H. A. Haus and J. A. Mullen, “Quantum noise in linear amplifiers,” *Phys. Rev.* **128**, 2407–2413 (1962).
  - [2] Carlton M. Caves, “Quantum limits on noise in linear amplifiers,” *Phys. Rev. D* **26**, 1817–1839 (1982).
  - [3] Vladimir B. Braginsky, Mikhail L. Gorodetsky, Farid Ya. Khalili, Andrey B. Matsko, Kip S. Thorne, and Sergey P. Vyatchanin, “Noise in gravitational-wave detectors and other classical-force measurements is not influenced by test-mass quantization,” *Phys. Rev. D* **67**, 082001 (2003).
  - [4] A. A. Clerk, M. H. Devoret, S. M. Girvin, Florian Marquardt, and R. J. Schoelkopf, “Introduction to quantum noise, measurement, and amplification,” *Rev. Mod. Phys.* **82**, 1155–1208 (2010).
  - [5] M. T. Jaekel and S. Reynaud, “Quantum limits in interferometric measurements,” *Europhys. Lett.* **13**, 301 (1990).
  - [6] V. B. Braginskii and Yu. I. Vorontsov, “Classical and quantum restrictions on the detection of weak disturbances of a macroscopic oscillator,” *Sov. Phys. JETP* **26**, 831–834 (1968).
  - [7] Carlton M. Caves, “Quantum-mechanical radiation-pressure fluctuations in an interferometer,” *Phys. Rev. Lett.* **45**, 75–79 (1980).
  - [8] M. D. LaHaye, O. Buu, B. Camarota, and K. C. Schwab, “Approaching the quantum limit of a nanomechanical resonator,” *Science* **304**, 74–77 (2004).
  - [9] T. P. Purdy, R. W. Peterson, and C. A. Regal, “Observation of radiation pressure shot noise on a macroscopic object,” *Science* **339**, 801–804 (2012).
  - [10] Amir H. Safavi-Naeini, Jasper Chan, Jeff T. Hill, Thigo P. Mayer Alegre, Alex Krause, and Oskar Painter, “Observation of quantum motion of a nanomechanical resonator,” *Phys. Rev. Lett.* **108**, 033602 (2012).
  - [11] Sydney Schreppler, Nicolas Spethmann, Nathan Brahms, Thierry Botter, Maryrose Barrios, and Dan M. Stamper-Kurn, “Optically measuring force near the standard quantum limit,” *Science* **344**, 1486–1489 (2014).
  - [12] J. D. Teufel, F. Lecocq, and R. W. Simmonds, “Overwhelming thermomechanical motion with microwave radiation pressure shot noise,” *Phys. Rev. Lett.* **116**, 013602 (2016).
  - [13] Haixing Miao, Huan Yang, Rana X Adhikari, and Yanbei Chen, “Quantum limits of interferometer topologies for gravitational radiation detection,” *Classical and Quantum Gravity* **31**, 165010 (2014).
  - [14] Vladimir B. Braginsky and Farid Ya. Khalili, *Quantum Measurement* (Cambridge University Press, Cambridge, England, 1992).
  - [15] H. J. Kimble, Yuri Levin, Andrey B. Matsko, Kip S. Thorne, and Sergey P. Vyatchanin, “Conversion of con-

- ventional gravitational-wave interferometers into quantum nondemolition interferometers by modifying their input and/or output optics,” *Phys. Rev. D* **65**, 022002 (2001).
- [16] The LIGO Scientific Collaboration, “Enhanced sensitivity of the ligo gravitational wave detector by using squeezed states of light,” *Nat. Photon* **7**, 613–619 (2013).
- [17] Vladimir B. Braginsky, Yuri I. Vorontsov, and Kip S. Thorne, “Quantum nondemolition measurements,” *Science* **209**, 547–557 (1980).
- [18] K. Hammerer, M. Aspelmeyer, E. S. Polzik, and P. Zoller, “Establishing einstein-poldosky-rosen channels between nanomechanics and atomic ensembles,” *Phys. Rev. Lett.* **102**, 020501 (2009).
- [19] Mankei Tsang and Carlton M. Caves, “Evading quantum mechanics: Engineering a classical subsystem within a quantum environment,” *Phys. Rev. X* **2**, 031016 (2012).
- [20] J. Suh, A. J. Weinstein, C. U. Lei, E. E. Wollman, S. K. Steinke, P. Meystre, A. A. Clerk, and K. C. Schwab, “Mechanically detecting and avoiding the quantum fluctuations of a microwave field,” *Science* **344**, 1262–1265 (2014).
- [21] E. E. Wollman, C. U. Lei, A. J. Weinstein, J. Suh, A. Kronwald, F. Marquardt, A. A. Clerk, and K. C. Schwab, “Quantum squeezing of motion in a mechanical resonator,” *Science* **349**, 952–955 (2015).
- [22] F. Lecocq, J. B. Clark, R. W. Simmonds, J. Aumentado, and J. D. Teufel, “Quantum nondemolition measurement of a nonclassical state of a massive object,” *Phys. Rev. X* **5**, 041037 (2015).
- [23] J.-M. Pirkkalainen, E. Damskägg, M. Brandt, F. Massel, and M. A. Sillanpää, “Squeezing of quantum noise of motion in a micromechanical resonator,” *Phys. Rev. Lett.* **115**, 243601 (2015).
- [24] H. P. Robertson, “An indeterminacy relation for several observables and its classical interpretation,” *Phys. Rev.* **46**, 794–801 (1934).
- [25] W. Heisenberg, “Über den anschaulichen inhalt der quantentheoretischen kinematik und mechanik,” *Zeitschrift für Physik* **43**, 172–198 (1927).
- [26] K. Børkje, A. Nunnenkamp, B. M. Zwickl, C. Yang, J. G. E. Harris, and S. M. Girvin, “Observability of radiation-pressure shot noise in optomechanical systems,” *Phys. Rev. A* **82**, 013818 (2010).
- [27] Daniel W. C. Brooks, Thierry Botter, Sydney Schreppler, Thomas P. Purdy, Nathan Brahms, and Dan M. Stamper-Kurn, “Non-classical light generated by quantum-noise-driven cavity optomechanics,” *Nature* **488**, 476–480 (2012).
- [28] Amir H. Safavi-Naeini, Simon Groblacher, Jeff T. Hill, Jasper Chan, Markus Aspelmeyer, and Oskar Painter, “Squeezed light from a silicon micromechanical resonator,” *Nature* **500**, 185–189 (2013).
- [29] T. P. Purdy, P.-L. Yu, R. W. Peterson, N. S. Kampel, and C. A. Regal, “Strong optomechanical squeezing of light,” *Phys. Rev. X* **3**, 031012 (2013).
- [30] L. F. Buchmann, S. Schreppler, J. Kohler, N. Spethmann, and D. M. Stamper-Kurn, “Complex squeezing and force measurement beyond the standard quantum limit,” *Phys. Rev. Lett.* **117**, 030801 (2016).
- [31] Jeremy B. Clark, Florent Lecocq, Raymond W. Simmonds, José Aumentado, and John D. Teufel, “Observation of strong radiation pressure forces from squeezed light on a mechanical oscillator,” *Nat. Phys.* (2016).
- [32] Roman Schnabel, Nergis Mavalvala, David E. McClelland, and Ping K. Lam, “Quantum metrology for gravitational wave astronomy,” *Nat. Communications* **1**, 1–10 (2010).
- [33] T. P. Purdy, R. W. Peterson, P.-L. Yu, and C. A. Regal, “Cavity optomechanics with Si<sub>3</sub>N<sub>4</sub> membranes at cryogenic temperatures,” *New J. Phys.* **14**, 115021 (2012).
- [34] J. D. Thompson, B. M. Zwickl, A. M. Jayich, Florian Marquardt, S. M. Girvin, and J. G. E. Harris, “Strong dispersive coupling of a high-finesse cavity to a micromechanical membrane,” *Nature* **452**, 72–75 (2008).
- [35] R. W. Peterson, T. P. Purdy, N. S. Kampel, R. W. Andrews, P.-L. Yu, K. W. Lehnert, and C. A. Regal, “Laser cooling of a micromechanical membrane to the quantum backaction limit,” *Phys. Rev. Lett.* **116**, 063601 (2016).
- [36] P.-L. Yu, K. Cicak, N. S. Kampel, Y. Tsaturyan, T. P. Purdy, R. W. Simmonds, and C. A. Regal, “A phononic bandgap shield for high-q membrane microresonators,” *Appl. Phys. Lett.* **104**, 023510 (2014).

# Supplementary Information: Harnessing quantum correlations for physics beyond the standard quantum limit in broadband displacement detection

## S1. OPTOMECHANICAL COUPLING COEFFICIENT CALIBRATION

We calibrate the single photon optomechanical coupling coefficient  $g$  by determining the phonon occupation via sideband asymmetry and combining this with independent knowledge of the number of cooling photons in the cavity  $N_{\text{damp}}$ . To extract the phonon occupation via sideband asymmetry, we use a red detuned damping beam, and measure the red and blue sideband amplitudes as a function of optical power as described in [1]. To determine  $N_{\text{damp}}$  we measure the power that leaves the cavity and convert it to cavity photon number, which requires knowledge only of the cavity linewidth and the detuning of the damping beam.  $g$  is then determined via

$$g^2 N_{\text{damp}} = \frac{A_b}{\epsilon \kappa |\chi_c(\omega_m)|} \frac{\Gamma_{\text{opt}}}{4n_{\text{th}}} \quad (\text{S1})$$

Here  $A_b$  is the blue sideband amplitude,  $n_{\text{th}}$  is the phononic occupation determined from the sideband asymmetry,  $\epsilon$  is the quantum efficiency,  $\chi_c(\omega_m)$  is the on-mechanical-resonance cavity susceptibility, and  $\kappa$  is the cavity linewidth.

In Fig. S1(a) we plot the evaluated  $g^2 N_{\text{damp}}$  as function of the number of damping photons in the cavity, to determine  $g = 35.0 \pm 5.5$  Hz from the slope. The data in Figs. 2 and 3 of the main text constrain the coupling coefficient to  $g = 39$  Hz. This absolute value of  $g$  is used to define the SQL power  $p$  important in the main text.

In these measurements we also find the backaction cooling limit to be  $n_{\text{ba}} = 0.16 \pm 0.02$  [1]. This value is within the expected backaction limit of  $0.15 \pm 0.01$  phonons.

## S2. PHONON OCCUPATION CALIBRATION

While a red-detuned probe allows us to understand general cavity parameters, it is also important to understand the specific phonon occupation  $n_{\text{th}}$  for the on-resonance-probe measurements. For this we damp the mechanical resonator to a linewidth close to the value we used in the data of Figs. 2 and 3 of the main text, and also apply a weak on-cavity-resonance probe beam detected via balanced heterodyne averaging over all phases, to measure the red ( $A_r$ ) and blue ( $A_b$ ) sideband amplitudes. The result is given in Fig. S1(b). We fit the measurement to a Lorentzian to

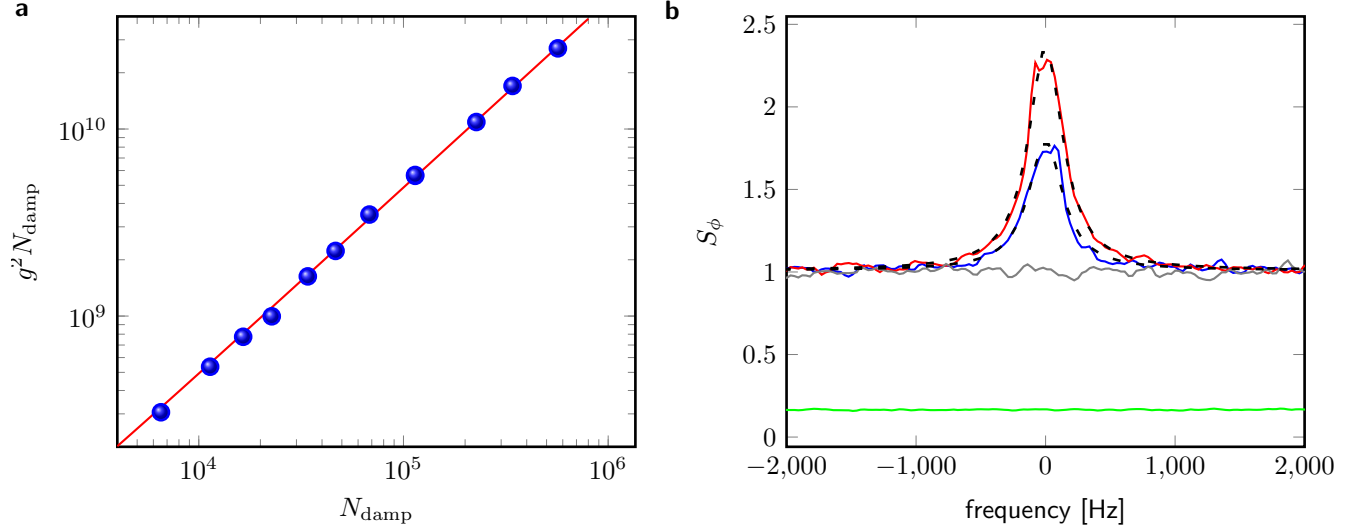


FIG. S1. (a) Measurements of the coupling coefficient as a function of the number of photons inside the cavity. The red line is a linear fit to the data. (b) The red and blue sideband shot-noise normalized PSD in balanced heterodyne detection average over all phases of an on-resonance probe, used to find the phonon occupation. The gray curve is the shot-noise PSD and the green curve is the electronic noise PSD. The dashed black lines are fits to the data, and the fit parameters are given in the text.

find a mechanical linewidth  $\Gamma = 325 \pm 0.01$  Hz, blue amplitude  $A_b = 0.78 \pm 0.01$ , and red amplitude  $A_r = 1.35 \pm 0.01$ . From this we extract the phonon occupation ( $n_{\text{th}} = (A_r/A_b - 1)^{-1}$ ) corresponding to  $n_{\text{th}} = 1.34 \pm 0.04$ .

In the data of Figs. 2 and 3 in the main text the experimental damped linewidth is slightly different, and equal to 340 Hz. To account for this we use the relation  $n_{\text{th}} = \frac{n_0 \Gamma_0}{\Gamma} + n_{\text{ba}}$  and extract the actual phonon occupation in Figs. 2 and 3.  $n_0 \Gamma_0$  is a constant equal to the initial photon occupation times the undamped mechanical the linewidth, and  $n_{\text{ba}}$  is the cooling backaction limit described in section S1. With this, we determined our phonon occupation to be  $1.29 \pm 0.05$ .

### S3. QUANTUM EFFICIENCY CALIBRATION

To calibrate the quantum efficiency ( $\epsilon$ ), we measure optical ponderomotive squeezing [2] using a detuned probe measured on a single photodetector. By using a high-probe power deep in the radiation pressure dominated region ( $\sim 80$  time the SQL power), the maximum measured squeezing dip is directly proportional to the quantum efficiency and strongly sensitive to it. With this measurement we achieve a total quantum efficiency of  $\epsilon_{\text{sq}} = 26 \pm 1\%$ , limited by the electronic noise of the photodetector. We decompose the quantum efficiency to  $\epsilon_{\text{sq}} = \epsilon_{\text{e.n.}} \epsilon_{\text{meas}}$ , with the electronic noise component equal to  $\epsilon_{\text{e.n.}} = 58.5 \pm 0.1\%$ . From this we find  $\epsilon_{\text{meas}} = 44 \pm 1\%$ .

Next we find the quantum efficiency for the experiments in Figs. 2 and 3 of the main text, in which we used balanced homodyne detection, by comparing to the measured quantum efficiency in the squeezing experiment. As the two experiments partially share the same path and same type of photodetector, we write the quantum efficiency as,  $\epsilon = \epsilon_{\text{meas}} \epsilon_{\text{opt}} \epsilon_{\text{vis}}^2$ . Where  $\epsilon_{\text{opt}} = 95.0 \pm 0.5\%$  is the additional optical losses due to different optical paths, and  $\epsilon_{\text{vis}} = 92 \pm 1\%$  is the visibility (or mode matching) between the local oscillator and the probe beam. Accounting for these elements we find  $\epsilon = 35.0 \pm 1.5\%$ .

### S4. DERIVATION OF THE STANDARD QUANTUM LIMIT

There are several ways of describing and deriving the standard quantum limit (SQL) [3]. The SQL stands for the minimum uncertainty in displacement measurement when there is no correlation between the probe and the mechanical resonator, i.e.  $S_{\mu\hat{x}} = 0$ . We expand more on this point more in Sec. S5.

Here we derive the SQL power spectral density (PSD) ( $S_{\text{sql}}$ ) using the result given in the Sec. S8 (specifically equation (S45)), by minimizing the shot-noise and the quantum backaction terms to write:

$$S_{\text{sql}}(\omega) = x_{\text{zp}}^2 \min_{\bar{a}, \phi, \Delta} \left\{ \frac{1}{f_{xx}(\omega, \phi)} + (g\bar{a})^2 |\chi_m(\omega)|^2 \frac{\kappa}{2} \left( |\chi_c(-\omega)|^2 + |\chi_c(\omega)|^2 \right) \right\}. \quad (\text{S2})$$

Here  $f_{xx}(\omega, \phi)$  is the transformation function from light to displacement function with units of hertz, given by equation S38. The  $S_{\text{sql}}$  is composed only from the added noise by the measurement probe (shot-noise and quantum backaction), and ignores the mechanical state (thermal and zero-point motion). This is motivated from the point of view that the mechanical resonator state is either the signal to measure or is negligible. We note that in Ref. [4], the zero-point motion is included in the total noise when they define the SQL.

The minimum value of the SQL PSD is found for detection angle of  $\phi = 90^\circ$  and for probing on cavity resonance ( $\Delta = 0$ ). Additionally we evaluate  $f_{xx}$  for unity detection efficiency ( $\epsilon = 1$ ). With this we find the number of photons required for SQL detection to be,

$$\bar{a}_{\text{sql}}^2(\omega) = \frac{1}{2\kappa g^2 |\chi_c(\omega)|^2 |\chi_m(\omega)|} = \frac{\Gamma}{4\kappa g^2 |\chi_c(\omega)|^2} \sqrt{1 + \rho^2} \quad (\text{S3})$$

with  $\rho = 2 \left( \frac{\omega - \omega_m}{\Gamma} \right)$  a normalized dimensionless frequency. Then we combine this result with equation (S2) to get,

$$S_{\text{sql}}(\omega) = x_{\text{zp}}^2 |\chi_m(\omega)| = x_{\text{zp}}^2 \frac{2}{\Gamma} \frac{1}{\sqrt{1 + \rho^2}}. \quad (\text{S4})$$

When evaluated the on-resonance the SQL value is  $S_{\text{sql}}(\omega_m) = \frac{\hbar}{m\omega_m \Gamma}$  and the zero-point motion  $x_{\text{zp}} = \sqrt{\frac{\hbar}{2m\omega_m}}$ , with  $m$  the effective resonator mass and  $\hbar$  the Planck constant divided by  $2\pi$ .

Throughout the paper  $p$  is the probe power normalized to the on-resonant SQL power (or photon number), i.e.  $p = \frac{\bar{a}_{\text{sql}}^2(\omega_m)}{\bar{a}_{\text{sql}}^2(\omega_m)}$ . This is related to the commonly-used optomechanical cooperativity ( $C$ ) [4, 5] by  $C = \frac{1}{4}p$ .



## S5. THE OPTICAL PROBE AND THE REALIZING QUANTUM LIMIT (QL)

In this section we write the result of the Heisenberg-Langevin equations for the light operators (equation (S35)) inferred as displacement of the resonator. This is done to emphasize how the QL can be reached for a particular optical probe configuration. The probe displacement operator is given by multiplying the light operator ( $\hat{u}$ ) with  $\frac{x_{zp}}{\sqrt{f_{xx}(\phi=90^\circ)}} (= \frac{x_{zp}}{\sqrt{\epsilon\Gamma p}}$  see section S8), which gives dimensions of  $\frac{m}{\sqrt{\text{Hz}}}$ . Throughout the paper we have used a dimensionless notation for the displacement operator and PSD. Namely we normalize the displacement operator by  $\sqrt{S_{\text{sqli}}(\omega_m)}$ , and use a dimensionless mechanical susceptibility  $\tilde{\chi}_m(\rho) = (1 - i\rho)^{-1}$  with  $\rho = 2(\frac{\omega - \omega_m}{\Gamma})$ . With this we write the displacement AM and PM quadrature operators,

$$\hat{X}_{AM}(\omega) = \frac{1}{\sqrt{2\epsilon p \tilde{\chi}_c(\omega)}} \hat{\mu}_{AM}(\omega) \quad (\text{S5})$$

$$\hat{X}_{PM}(\omega) = \frac{1}{\sqrt{2\epsilon p \tilde{\chi}_c(\omega)}} \hat{\mu}_{PM}(\omega) + \sqrt{\frac{\Gamma}{2}} \hat{x}(\omega) \quad (\text{S6})$$

$$\sqrt{\frac{\Gamma}{2}} \hat{x}(\omega) = \hat{x}_m(\omega) - 2\omega_m \chi_m^*(-\omega) \tilde{\chi}_m(\omega) \hat{F}_{\text{ba}}(\omega) \quad (\text{S7})$$

with  $\hat{x}_m$  the resonator state (includes zero-point motion, thermal and external force), and  $\hat{F}_{\text{ba}}$  the dimensionless backaction force applied onto the resonator. The backaction operator is proportional to  $\sqrt{p}$  and is a function of the shot-noise AM quadrature operator [2, 6]. In addition we write a normalized cavity susceptibility as  $\tilde{\chi}_c(\omega) = \chi_c(\omega)/|\chi_c(\omega_m)|$ .

Because the resonator ( $\hat{x}$ ) information is only in the PM quadrature of the light, the displacement phase dependence is given by,

$$\begin{aligned} \hat{X}_\phi(\omega) &= -\cot \phi \hat{X}_{AM}(\omega) + \hat{X}_{PM}(\omega) \\ &= \hat{x}_m(\omega) + \hat{I}_\phi - 2\omega_m \chi_m^*(-\omega) \tilde{\chi}_m(\omega) \hat{F}_{\text{ba}}(\omega) \end{aligned} \quad (\text{S8})$$

Here we have defined the shot-noise displacement imprecision operator to be  $\hat{I}_\phi = \frac{1}{\sqrt{2\epsilon p \tilde{\chi}_c(\omega)}} (-\cot \phi \hat{\mu}_{AM}(\omega) + \hat{\mu}_{PM}(\omega))$ , from which it follows that there is a weak frequency dependence proportional to  $|1/\tilde{\chi}_c(\omega)|$ . Note that at AM  $\cot \phi = \cot 0 = \infty$  corresponds to the case in which all the information about the resonator is in the  $\phi = 90^\circ$  (PM) quadrature and thus the displacement measurement diverges. Then the displacement PSD is given by,

$$\begin{aligned} S_{xx}(\omega) &= \langle \hat{X}_\phi(-\omega) \hat{X}_\phi(\omega) \rangle \\ &= S_m(\omega) + S_{II}(\omega) + (2\omega_m)^2 |\chi_m(-\omega)|^2 |\tilde{\chi}_m(\rho)|^2 S_{FF}(\omega) - 2 \text{Re} [2\omega_m \chi_m^*(-\omega) \tilde{\chi}_m(\rho) S_{IF}] \\ &= S_m(\omega) + S_{II}(\omega) + |\tilde{\chi}_m(\rho)|^2 S_{FF}(\omega) + 2 \text{Im} [\tilde{\chi}_m(\rho) S_{IF}] \end{aligned} \quad (\text{S9})$$

In the last line we have used that  $\Gamma \ll \omega_m$ , to approximate  $2\omega_m \chi_m^*(-\omega) \approx i$ . While this result reproduces the results of equation (S45), it emphasizes the source of different noise terms. In this notation the functions are given by,

$$S_m(\omega) = 2(n_{\text{th}} + 1/2) |\tilde{\chi}_m(\rho)|^2 \quad (\text{S10})$$

$$S_{II}(\omega) = \frac{1 + \cot^2 \phi}{2\epsilon p |\tilde{\chi}_c(\omega)|^2} \quad (\text{S11})$$

$$S_{FF}(\omega) = \frac{1}{2} p |\tilde{\chi}_c(\omega)|^2 \quad (\text{S12})$$

$$S_{IF}(\omega) = -\frac{1}{2} \cot \phi \quad (\text{S13})$$

Here  $S_m$  is the displacement PSD of the resonator including thermal, and zero-point motion, in which we set the external force to zero;  $S_{II}$  is the displacement imprecision PSD due to the probe and is inversely proportional to the power;  $S_{FF}$  is the displacement change due to the backaction force;  $S_{IF}$  is the cross-correlation term measured in homodyne detection and is real, but in general it can be complex [7]. For example in synodyne detection the equivalent  $S_{IF}$  is complex and  $S_{IF} = -S_{FI}^*$  [8].

When examining the contribution of the backaction in equation (S8), there is a  $90^\circ$  degrees phase delay with respect to the shot-noise term ( $\hat{I}_\phi$ ). This means there is a time lag between the backaction force applied on the resonator and

the measurement time. For this reason, there must be a frequency dependence in the cross-correlation term. Only the imaginary part of the mechanical susceptibility  $\text{Im } \tilde{\chi}_m(\rho) = \rho |\tilde{\chi}_m(\rho)|^2$  contributes to the PSD.

Next we explicitly write the PSD,

$$S_{xx}(\omega, p, \phi) = 2 \left( n_{\text{th}} + \frac{1}{2} \right) |\tilde{\chi}_m(\omega)|^2 + \frac{1 + \cot^2 \phi}{2\epsilon p} + \frac{1}{2} p |\tilde{\chi}_m(\omega)|^2 - \cot \phi \rho |\tilde{\chi}_m(\omega)|^2 \quad (\text{S14})$$

here we explicitly assumed  $|\tilde{\chi}_c(\omega)|^2 = 1$ , which is a very good approximation for our experimental parameters. To convert the PSD to real dimensions we need to multiply  $S_{xx}$  by  $S_{\text{sql}}(\omega_m)$ .

The above two main results equation (S9) and equation (S14) make it easy to compare the PSD to the Heisenberg uncertainty relation [9] for the state of probe light and to the SQL. The Heisenberg uncertainty relation is given by,

$$\begin{aligned} \Delta \hat{I}_\phi^2 \Delta \hat{F}_{\text{ba}}^2 &\geq \frac{1}{4} \left| \left\langle \left[ \hat{I}_\phi, \hat{F}_{\text{ba}} \right] \right\rangle \right|^2 + \frac{1}{4} \left| \left\langle \left\{ \hat{I}_\phi, \hat{F}_{\text{ba}} \right\} \right\rangle \right|^2 \\ S_{II} S_{FF} &\geq \frac{1}{4} + \frac{1}{4} S_{IF} \end{aligned} \quad (\text{S15})$$

It's straightforward to show that for  $\epsilon = 1$  and measurement at  $\phi = 90^\circ$  quadrature  $S_{II} S_{FF} = \frac{1}{4}$ , which is the case for an SQL measurement configuration, and is power independent. But when measuring at some intermediate angle ( $0^\circ < \phi < 90^\circ$ ), the measurement imprecision can get below the SQL value of  $1/4$ . Hence, the fundamental quantum limit (QL) can be achieved (with the correct choice of  $p$  and  $\phi$ ), when the additional contribution of the cross-correlation term ( $S_{IF}$ ) is taken into account. We optimize the PSD (equation (S14)) to find the optimal measurement phase and get  $\cot \phi_{\text{opt}} = \epsilon p \rho |\tilde{\chi}_m(\rho)|^2$ . By plugging this back into equation (S14) we find,

$$S_{xx}(\rho, \phi_{\text{opt}}, p) = 2 \left( n_{\text{th}} + \frac{1}{2} \right) |\tilde{\chi}_m(\rho)|^2 + \frac{1}{2\epsilon p} + \frac{1}{2} p (1 + (1 - \epsilon)\rho^2) |\tilde{\chi}_m(\rho)|^4 \quad (\text{S16})$$

for a given QE. The above result is also known as the variational readout PSD. It's clear that off-resonance there is a reduction in the amount of backaction that is proportional to the QE. At the optimal power  $p_{\text{opt}}$  and optimal angle one finds  $S_{xx}(\rho, \phi_{\text{opt}}, p)$  reaches precisely the QL. We recall that the QL for an ideal detector reaches one zero-point motion contribution for each measured mechanical quadrature (black lines in Fig. S2 and Fig. 1 in the main text).

$$S_{xx}(\rho, \phi_{\text{opt}}, p_{\text{opt}}) = 2 \left( n_{\text{th}} + \frac{1}{2} \right) |\tilde{\chi}_m(\rho)|^2 + \sqrt{\frac{1}{\epsilon} + \frac{1 - \epsilon}{\epsilon} \rho^2} |\tilde{\chi}_m(\rho)|^2 \quad (\text{S17})$$

$$p_{\text{opt}} = \frac{1}{\sqrt{\epsilon (1 + (1 - \epsilon)\rho^2)} |\tilde{\chi}_m(\rho)|^2} \quad (\text{S18})$$

### A. Comparison to Ponderomotive Squeezing

In Fig. 1(d) of the main text we see that the optimal phase for displacement measurement is different than the maximum ponderomotive squeezing [2, 10, 11]. For light squeezing the information about the resonator does not matter. Conversely, for displacement measurement, while the larger cross-correlation term allows reducing the backaction contribution by rotating towards AM quadrature, it also dilutes mechanical information found in PM quadrature; i.e. the displacement measurement is a compromise between reducing the backaction contribution and accessing mechanical information. For this reason the optimal ponderomotive squeezing angle is closer to the AM quadrature than for the displacement measurement.

Mathematically this difference manifests in the fact that the light PSD has a different phase dependence than the displacement PSD. We write this as,

$$S_\phi(\rho, \phi, p) = 2\epsilon p \sin^2 \phi S_{xx}(\rho, \phi, p). \quad (\text{S19})$$

From this it is straightforward to see that the  $S_\phi$  will give a different phase for maximum squeezing than the phase for minimal displacement PSD  $S_{xx}$ .

## S6. THE FORCE POWER SPECTRAL DENSITY

For a full context of backaction effects we present here the conversion between displacement spectral density and the force spectral density in both our dimensionless and also force units. Any external force applied on the mechanical resonator will be shaped by the dimensionless mechanical susceptibility function  $|\chi_m(\omega)|^2$ ; and the dimensionless force PSD is given by,

$$S_{ff}(\rho) = |\tilde{\chi}_m(\rho)|^{-2} S_{xx}(\rho) \quad (\text{S20})$$

and the force SQL PSD value is given,

$$S_{\text{sql}}^f(\omega) = p_{\text{zp}}^2 \frac{1}{|\chi_m(\omega)|} = p_{\text{zp}}^2 \frac{\Gamma}{2} \sqrt{1 + \rho^2}. \quad (\text{S21})$$

with units of newton square per hertz. Here to achieve force units we used the ratio between the zero-point motion and the zero-point fluctuations ( $p_{\text{zp}} = \hbar/(2x_{\text{zp}})[\frac{\text{N}}{\text{Hz}}]$ ).

Then the PSD with real dimension is  $S_{\text{sql}}^f(\omega_m) S_{ff}(\rho)$ . As can be seen, the best sensitivity is found on-resonance while off-resonance the sensitivity falls off. The optimal measurement phase (and power) for force is the same as for the position detection. Which means that the optimal PSD for force is given by

$$S_{ff}(\rho, \phi_{\text{opt}}, p) = 2 \left( n_{\text{th}} + \frac{1}{2} \right) + \frac{1}{2\epsilon p |\tilde{\chi}_m(\rho)|^2} + \frac{1}{2} p (1 + (1 - \epsilon)\rho^2) |\tilde{\chi}_m(\rho)|^2 \quad (\text{S22})$$

$$S_{ff}(\rho, \phi_{\text{opt}}, p_{\text{opt}}) = 2 \left( n_{\text{th}} + \frac{1}{2} \right) + \sqrt{\frac{1}{\epsilon} + \frac{1 - \epsilon}{\epsilon} \rho^2} \quad (\text{S23})$$

and in the last line we write the result for optimal power, i.e. the QL value for each frequency.

## S7. SYNODYNE DETECTION

In the recently-proposed synodyne measurement [8], the cross-correlation discussed throughout this paper can be accessed on-resonance, which enables beating both the on-resonance SQL and QL. Up until recently it was believed

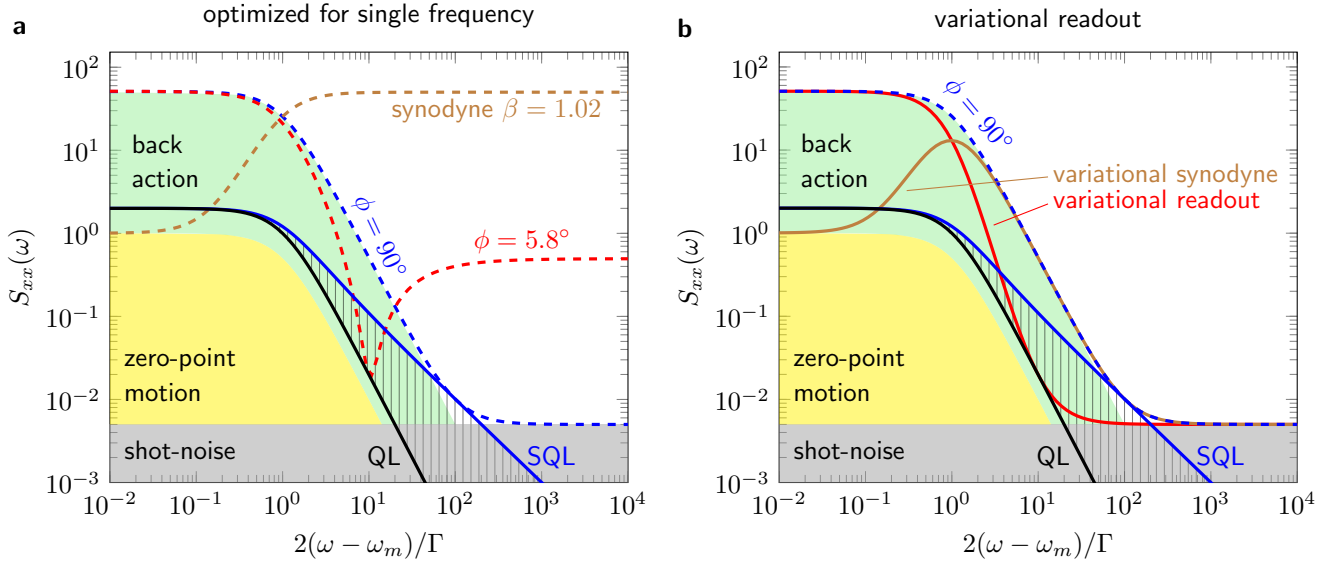


FIG. S2. Comparison of homodyne and synodyne detection at constant power ( $p = 100$ ). (a) Optimizing the spectrum for a single frequency, on-resonance for synodyne (brown) and  $2(\omega - \omega_m)/\Gamma = 10$  for homodyne (red); (b) variational readout in which we vary the local oscillator to optimize (minimize) the spectrum for all frequencies. Shaded areas represent the shot-noise (gray), backaction (green) and zero-point motion (yellow). Lines represent measurement at  $\phi = 90^\circ$  (blue),  $\phi = 5.8^\circ$  (solid red), ratio of  $\beta = 1.02$  (solid brown), homodyne variational readout (red dashed), synodyne variational readout (brown dashed), SQL noise with zero thermal disturbance (solid black), QL noise with zero thermal disturbance (dashed black). All curves are evaluated for ideal quantum efficiency  $\epsilon = 1$ , and zero thermal disturbance.

that only a quantum non-demolition (QND) measurement configuration [12, 13] can improve on-resonance sensitivity below the SQL or QL limit. This is allowed because in a QND measurement only a single mechanical quadrature is measured and one can reach total noise of solely the zero point motion (yellow in Fig. S2). Synodyne similarly allows one to gain information about only one mechanical quadrature when measuring on mechanical resonance.

To detect only a single mechanical quadrature one can change the readout configuration even beyond that of variational homodyne by changing the character of the local oscillator (LO). In particular one uses a two-tone LO with the tones split by twice the mechanical resonance frequency ( $2\omega_m$ ). This means that the signal is split into lower and upper sidebands, and the interference between the two sidebands effectively shifts the mechanical resonator to DC ( $\omega_m \rightarrow 0$ ); which corresponds to a single mechanical-quadrature measurement. After arranging for two LO tones, in analogy to variational homodyne, it is also necessary to arrange for the required correlations by mixing the two different detection quadratures. In synodyne, in addition to varying the phase between the lower and upper sideband, as is the case in homodyne detection (section S5), one can also change the relative amplitude of the sidebands. When the two sidebands are equal then the correlation contribution falls out, and the optimal measurement is similar to homodyne measurement at  $\phi = 90^\circ$ . But by using slightly different sidebands amplitudes, one mixes the probe's two quadratures and the on-resonance correlation contribution improves the measurement below the QL. In Fig. S2 we show the complementary effects of synodyne and homodyne via their frequency-dependent noise PSD.

The purpose of the rest of this section is to give the basis for comparison between synodyne measurement configuration and homodyne measurement configuration; and present a similar plot to Fig. 1(a,b) in the main text. We start by explicitly writing the two tone LO  $\alpha(t) = \alpha_- e^{i\omega_m t} + \alpha_+ e^{-i\omega_m t}$ , and define an amplitude and phase contribution as:

$$\alpha_a = \frac{1}{2} [\alpha_- e^{-i\phi} + \alpha_+ e^{i\phi}] = \frac{\alpha_-}{2} [e^{-i\phi} + \beta e^{i\phi}] \quad (\text{S24})$$

$$\alpha_p = -\frac{i}{2} [\alpha_- e^{-i\phi} - \alpha_+ e^{i\phi}] = -\frac{i\alpha_-}{2} [e^{-i\phi} - \beta e^{i\phi}] \quad (\text{S25})$$

where  $\alpha_\pm$  is real, and  $\beta = \alpha_+/\alpha_-$ . We note that in general one can add an additional phase between  $\alpha_-$  and  $\alpha_+$ , but that is only modifies the global phase  $\phi$ . With this definition of the LO, we write a synodyne optical operator in the time domain as  $[\alpha_a \hat{u}_{AM}(t) + \alpha_p \hat{u}_{PM}(t)] e^{-i\omega_m t} + [\alpha_a^* \hat{u}_{AM}(t) + \alpha_p^* \hat{u}_{PM}(t)] e^{i\omega_m t}$ , where  $\hat{u}_{AM}$  and  $\hat{u}_{PM}$  are defined in section S8.

Using this definition of LO, we get a new displacement operator which we write in a similar fashion to equation (S8). Note that in the mechanical susceptibility the mechanical resonance frequency is now  $\omega_m = 0$ . Then the spectrum is written similarity to the homodyne detection, equation (S9). But, now unlike in the homodyne detection, the cross-correlation contribution is complex and  $S_{IF} = -S_{FI}^*$ .

The PSD for synodyne detection is given by

$$S_{xx}^S(\rho, p) = 2 \left( n_{\text{th}} + \frac{1}{2} \right) |\tilde{\chi}_m(\rho)|^2 + \frac{1}{2\epsilon p} \frac{|\alpha_a|^2 + |\alpha_p|^2}{|\alpha_p|^2} + \frac{p}{2} |\tilde{\chi}_m(\rho)|^2 - |\tilde{\chi}_m(\rho)|^2 \text{Im} \frac{\alpha_a^* \alpha_p}{|\alpha_p|^2} \quad (\text{S26})$$

with

$$\frac{|\alpha_a|^2 + |\alpha_p|^2}{|\alpha_p|^2} = 2 \frac{1 + \beta^2}{1 + \beta^2 - 2\beta \cos 2\phi} \quad (\text{S27})$$

$$\text{Im} \frac{\alpha_a^* \alpha_p}{|\alpha_p|^2} = \frac{\beta^2 - 1}{1 + \beta^2 - 2\beta \cos 2\phi} \quad (\text{S28})$$

In the above we have assumed that the cavity susceptibility relative change is negligible, i.e.  $|\tilde{\chi}_c(\omega)|^2 \approx 1$ . Note that since here we split the signal for positive and negative parts, this assumption also needs to hold as  $|\tilde{\chi}_c(\omega + \delta)|^2 \approx |\tilde{\chi}_c(\omega - \delta)|^2$ .

First we examine the case in which the two sidebands of the LO are equal, i.e.  $\beta = 1$ . In this case the cross-correlation contribution falls out, and we get back the same results as in homodyne detection (without the cross-correlation term). Note the shot-noise term is proportional to  $1 + \cot^2 \phi$ , similar to the homodyne detection.

Next we find the optimal conditions for the phase between the two LO tones and the signal beam ( $\phi$ ) and the ratio between the two LO tones  $\beta$ . Numerically we find that for low power it's best to set  $\phi = 90^\circ$  and for powers above

$p > 1/\epsilon |\tilde{\chi}_m(\rho)|^2$  we should set  $\phi = 0^\circ$ . Then we find the optimal ratio is given by,

$$\beta_{\text{opt}}(\rho, \phi = 90^\circ) = \frac{1 + \epsilon p |\tilde{\chi}_m(\rho)|^2}{1 - \epsilon p |\tilde{\chi}_m(\rho)|^2} \quad (\text{S29})$$

$$\beta_{\text{opt}}(\rho, \phi = 0^\circ) = \frac{\epsilon p |\tilde{\chi}_m(\rho)|^2 + 1}{\epsilon p |\tilde{\chi}_m(\rho)|^2 - 1} = -\beta_{\text{opt}}(\rho, \phi = 90^\circ) \quad (\text{S30})$$

In Fig. S2-(a) we show the result of equation (S26) (using a single value for  $\beta$  optimal for on-resonance detection). The on-resonance PSD reaches the zero-point motion level, for ideal quantum efficiency. In addition the trade off between improvement at a given frequency comes at expense of additional shot-noise contribution (off-resonance), coming from the quadrature that does not include any position information.

Next we enter the optimal ratio at all frequencies, at constant power, to find the variational synodyne PSD,

$$S_{xx}^S(\rho, p, \beta_{\text{opt}}(\rho)) = 2 \left( n_{\text{th}} + \frac{1}{2} \right) |\tilde{\chi}_m(\rho)|^2 + \frac{1}{2\epsilon p} + \frac{1}{2} p [(1 - \epsilon) + \rho^2] |\tilde{\chi}_m(\rho)|^4 \quad (\text{S31})$$

This result is very similar to the homodyne variational readout, up to the effect of the quantum efficiency in the backaction term, i.e.  $(1 - \epsilon) + \rho^2 \leftrightarrow 1 + (1 - \epsilon)\rho^2$ . Then the optimal synodyne power is,

$$p_{\text{opt}}^s = \frac{1}{\sqrt{\epsilon [(1 - \epsilon) + \rho^2]} |\tilde{\chi}_m(\rho)|^2} \quad (\text{S32})$$

which gives,

$$S_{xx}^S(\rho, p_{\text{opt}}^s, \beta_{\text{opt}}) = 2 \left( n_{\text{th}} + \frac{1}{2} \right) |\tilde{\chi}_m(\rho)|^2 + \sqrt{\frac{1 - \epsilon}{\epsilon} + \frac{1}{\epsilon} \rho^2} |\tilde{\chi}_m(\rho)|^2 \quad (\text{S33})$$

Here we find, as expected, that on-resonance the minimum PSD is equal (or bigger) to one zero-point motion. As we expect from a single mechanical quadrature measurement. While there is a strong resemblance to a QND measurement, there are two differences: the frequency response, and the quantum efficiency dependence.

In Fig. S2-(b) the frequency response of variational synodyne readout is given. While at frequencies  $\rho < 1$  the synodyne variational readout gives the best result; at off-resonance frequencies ( $\rho \geq 1$ ) homodyne variational readout gives the best result. This result is expected because off-resonance synodyne detection is reduced to a homodyne measurement at  $\phi = 90^\circ$ , i.e. limited by the SQL.

Since force sensitivity is highest on resonance, see section S6, synodyne detection is especially good for force detection, with  $S_{xx}^S / |\tilde{\chi}_m(\rho)|^2$ . Therefore we explicitly write the displacement PSD due to external force modulated at  $\omega_f$  to be

$$\left( \frac{F}{4p_{\text{zp}}} \right)^2 |\tilde{\chi}_m(\rho)|^2 \times \frac{|\alpha_p e^{-i\phi_f} \delta(\omega - \omega_f + \omega_m) + \alpha_p^* e^{i\phi_f} \delta(\omega + \omega_f - \omega_m)|^2}{2|\alpha_p|^2} \quad (\text{S34})$$

with  $\phi_f$  the force relative phase.

## S8. LIGHT POWER SPECTRAL DENSITY WITH CLASSICAL NOISE

The full analysis of the Heisenberg-Langevin equations used for the previous sections is a detailed process. We include the analysis here for completeness, and also to take the opportunity to include carefully how we add the classical noise fluctuations contribution. While classical noise in our experiment is ultimately negligible, making sure measurement contributions are propagated correctly is required to come to this conclusion, see section S8 A. Similar to previous analyses we write the solution to the Heisenberg-Langevin equations of motion of our optomechanical system [2, 6, 14, 15]. The light probe quadratures are given by,

$$\begin{pmatrix} \hat{u}_{AM}(\omega) \\ \hat{u}_{PM}(\omega) \end{pmatrix} = \begin{pmatrix} \hat{\mu}_{AM}(\omega) \\ \hat{\mu}_{PM}(\omega) \end{pmatrix} - \sqrt{\frac{\epsilon}{2}} \kappa \begin{pmatrix} -\pi_+(\omega) & \pi_-(\omega) \\ \pi_-(\omega) & \pi_+(\omega) \end{pmatrix} \begin{pmatrix} \delta \tilde{y}_{AM}(\omega) \\ \delta \tilde{y}_{PM}(\omega) \end{pmatrix} + \sqrt{\epsilon \kappa} g \bar{a} \begin{pmatrix} \pi_-(\omega) & 0 \\ 0 & \pi_+(\omega) \end{pmatrix} \begin{pmatrix} \hat{x}(\omega) \\ \hat{x}(\omega) \end{pmatrix} \quad (\text{S35})$$

here  $\hat{\mu}_{AM}(\omega)$  and  $\hat{\mu}_{PM}(\omega)$  are the light shot-noise Langevin operators for the amplitude (AM,  $\phi = 0^\circ$ ) and phase (PM,  $\phi = 90^\circ$ ) quadratures,  $\bar{a}$  is the intracavity coherent state amplitude,  $\hat{x}$  is the resonator state with units of  $1/\sqrt{\text{Hz}}$ ,

$\delta\tilde{y}_{AM}$  ( $\delta\tilde{y}_{PM}$ ) is the classical noise amplitude (phase) noise normalized as fraction of the shot-noise contribution in the cavity (with  $1/\sqrt{\text{Hz}}$ ), and  $\pi_{\pm}(\omega)$  are the constructive and destructive cavity susceptibility interference functions defined as  $\pi_{+}(\omega) = \chi_c^{*}(-\omega) + \chi_c(\omega)$  and  $\pi_{-}(\omega) = i(\chi_c^{*}(-\omega) - \chi_c(\omega))$ ; with  $\chi_c(\omega)$  the cavity susceptibility. The cavity susceptibility is given by  $\chi_c(\omega) = (\kappa/2 - i(\omega + \Delta))^{-1}$ , with  $\Delta$  the probe detuning relative to the cavity resonance.

The measured shot-noise normalized light operator at a given phase  $\phi$ , is given by  $\hat{u}_{\phi} = \hat{u}_{AM} \cos \phi - \hat{u}_{PM} \sin \phi$ . We use this to calculate the symmetrized light PSD,  $S_{\phi}(\omega, \phi) = \langle \hat{u}_{\phi}(-\omega) \hat{u}_{\phi}(\omega) \rangle$  [6, 7]. Then the dimensionless  $S_{\phi}$  is decomposed as follows,

$$S_{\phi}(\omega, \phi) = 1 + S_{\text{LN}}(\omega, \phi) + f_{xx}(\omega, \phi) \langle \hat{x}\hat{x} \rangle(\omega) + S_{\mu\hat{x}}(\omega, \phi) + S_{\delta y\hat{x}}(\omega, \phi) \quad (\text{S36})$$

where 1 is the probe shot-noise,  $S_{\text{LN}}(\omega, \phi)$  is the classical noise contribution,  $f_{xx}(\omega, \phi)$  is the transfer function from light to displacement,  $\langle \hat{x}\hat{x} \rangle(\omega)$  is the symmetrized resonator displacement distribution PSD,  $S_{\mu\hat{x}}(\omega, \phi)$  is the cross-correlation PSD between the light shot-noise operator and the resonator state operator, and  $S_{\delta y\hat{x}}(\omega, \phi)$  is the cross-correlation PSD between the light classical noise and the resonator state operator.

To explicitly write the above functions we define the following cavity and light parameters:  $n_{\text{th}}$  is the thermal phonon occupation,  $\Gamma$  the mechanical linewidth,  $\omega_m$  the resonator frequency, and the mechanical susceptibility is given by  $\chi_m(\omega) = (\Gamma/2 - i(\omega - \omega_m))^{-1}$ . The classical noise correlations are given by  $\tilde{C}_{AA} = \langle \delta\tilde{y}_{AM} \delta\tilde{y}_{AM} \rangle$ ,  $\tilde{C}_{PP} = \langle \delta\tilde{y}_{PM} \delta\tilde{y}_{PM} \rangle$ , and  $\tilde{C}_{AP} = \sqrt{\tilde{C}_{AA} \tilde{C}_{PP}}$ . Here the normalization for the classical noise is chosen such that it's a fraction of the in-cavity probe light shot-noise, e.g. for positive frequencies the amplitude classical noise component is  $\frac{\kappa}{2} |\chi_c(\omega)|^2 (1 + \tilde{C}_{AA})$ . This is a convenient choice as we typically refer to the in-cavity photon number. With this we write the light and displacement symmetrized PSD functions as:

$$S_{\text{LN}}(\omega, \phi) = 2\epsilon \left( \tilde{C}_{AA} + \tilde{C}_{PP} \right) \left( \frac{\kappa}{2} \right)^2 \left( |\chi_c(-\omega)|^2 + |\chi_c(\omega)|^2 \right) + 4\epsilon \left( \tilde{C}_{AA} - \tilde{C}_{PP} \right) \left( \frac{\kappa}{2} \right)^2 \text{Re} [\chi_c(-\omega) \chi_c(\omega) e^{-2i\phi}] - 8\epsilon \tilde{C}_{AP} \left( \frac{\kappa}{2} \right)^2 \text{Im} [\chi_c(-\omega) \chi_c(\omega) e^{-2i\phi}] \quad (\text{S37})$$

$$f_{xx}(\omega, \phi) = \epsilon \kappa (g\bar{a})^2 \left\{ |\chi_c(-\omega)|^2 + |\chi_c(\omega)|^2 - 2 \text{Re} [\chi_c(-\omega) \chi_c(\omega) e^{-2i\phi}] \right\} \quad (\text{S38})$$

$$S_{\mu\hat{x}}(\omega, \phi) = \epsilon \kappa (g\bar{a})^2 \left( |\chi_c(-\omega)|^2 - |\chi_c(\omega)|^2 \right) \text{Im} [i\chi_{\text{eff}}(\omega)] - 2\epsilon \kappa (g\bar{a})^2 \text{Im} [\chi_c(-\omega) \chi_c(\omega) e^{-2i\phi}] \text{Re} [i\chi_{\text{eff}}(\omega)] \quad (\text{S39})$$

$$S_{\delta y\hat{x}}(\omega, \phi) = 4\epsilon (g\bar{a})^2 \left( \frac{\kappa}{2} \right)^2 \left( |\chi_c(-\omega)|^2 - |\chi_c(\omega)|^2 \right) \left\{ \tilde{C}_{AA} \text{Im} [i\chi_{\text{eff}}(\omega) \pi_{+}(\omega)] - \tilde{C}_{AP} \text{Im} [i\chi_{\text{eff}}(\omega) \pi_{-}(\omega)] \right\} + 4\epsilon (g\bar{a})^2 \left( \frac{\kappa}{2} \right)^2 \left( |\chi_c(-\omega)|^2 + |\chi_c(\omega)|^2 \right) \left\{ \tilde{C}_{AP} \text{Re} [i\chi_{\text{eff}}(\omega) \pi_{+}(\omega)] - \tilde{C}_{PP} \text{Re} [i\chi_{\text{eff}}(\omega) \pi_{-}(\omega)] \right\} - 8\epsilon (g\bar{a})^2 \left( \frac{\kappa}{2} \right)^2 \text{Im} [\chi_c(-\omega) \chi_c(\omega) e^{-2i\phi}] \left\{ \tilde{C}_{AA} \text{Re} [i\chi_{\text{eff}}(\omega) \pi_{+}(\omega)] - \tilde{C}_{AP} \text{Re} [i\chi_{\text{eff}}(\omega) \pi_{-}(\omega)] \right\} - 8\epsilon (g\bar{a})^2 \left( \frac{\kappa}{2} \right)^2 \text{Re} [\chi_c(-\omega) \chi_c(\omega) e^{-2i\phi}] \left\{ \tilde{C}_{AP} \text{Re} [i\chi_{\text{eff}}(\omega) \pi_{+}(\omega)] - \tilde{C}_{PP} \text{Re} [i\chi_{\text{eff}}(\omega) \pi_{-}(\omega)] \right\} \quad (\text{S40})$$

$$\langle \hat{x}\hat{x} \rangle(\omega) = \Gamma(n_{\text{th}} + 1/2) |\chi_{\text{eff}}(\omega)|^2 + (g\bar{a})^2 |\chi_{\text{eff}}(\omega)|^2 \frac{\kappa}{2} \left( |\chi_c(-\omega)|^2 + |\chi_c(\omega)|^2 \right) + (g\bar{a})^2 |\chi_{\text{eff}}(\omega)|^2 \frac{\kappa}{2} \left( |\pi_{+}|^2 \tilde{C}_{AA} + |\pi_{-}|^2 \tilde{C}_{PP} - 4 \text{Im} [\chi_c(-\omega) \chi_c(\omega)] \tilde{C}_{AP} \right) + \left( \frac{F}{4p_{\text{zp}}} \right)^2 |\chi_{\text{eff}}(\omega)|^2 \delta(\omega - \omega_f) \quad (\text{S41})$$

where we have used:

$$\chi_{\text{eff}}(\omega) = \frac{1}{\frac{1}{2}\Gamma_{\text{damp}} - i(\omega - \omega_{\text{spring}})} \quad (\text{S42})$$

$$\Gamma_{\text{damp}} = \Gamma - 2(g\bar{a})^2 \text{Im} \pi_{-}(\omega) \quad (\text{S43})$$

$$\omega_{\text{spring}} = \omega_m + (g\bar{a})^2 \text{Re} \pi_{-}(\omega) \quad (\text{S44})$$

Here we take into account that the effective mechanical susceptibility ( $\chi_{\text{eff}}(\omega)$ ) is modified by the detuning of the probe beam, such that there is a new mechanical resonance ( $\omega_{\text{spring}}$ ) and a new damped mechanical linewidth ( $\Gamma_{\text{damp}}$ ).

The new damped mechanical linewidth is larger than the undamped linewidth ( $\Gamma$ ) for red detuned probe and smaller for blue detuned probe [5]. This is a small but quantifiable effect for our measurements.

In equation (S41) we have included the response to external force ( $F$ ), applied on the resonator at a frequency  $\omega_f$ , with  $p_{zp}$  the zero-point fluctuations ( $p_{zp} = \sqrt{\frac{1}{2}m\hbar\omega_m}$ ). We use the interaction Hamiltonian  $H_F = -\frac{1}{2}Fe^{i(\omega_f t + \phi_f)}$ , with  $\phi_f$  the phase of the force. To measure the resonator displacement we take the light PSD and divide it by the transformation function ( $f_{xx}$ ) and multiply by square of the zero-point motion ( $x_{zp}$ ), i.e.

$$S_{\text{sqr}}(\omega_m)S_{xx}(\omega) = x_{zp}^2 \frac{S_\phi(\omega, \phi)}{f_{xx}(\omega, \phi)} \quad (\text{S45})$$

with units of  $\text{m}^2/\text{Hz}$ .

### A. The effect of classical noise in our experiments

In this subsection we examine the effect of classical noise on the data in Figs. 2 and 3 of the main text. Specifically we are interested in quantifying the squashing effect that can rise due to the correlation between the classical noise and the mechanical resonator, i.e.  $S_{\delta y \hat{x}}(\omega, \phi)$ . Other classical noise effects would only increase the measurement in Figs. 2 and 3.

We write the dimensionless displacement due to classical noise cross-correlation,

$$\frac{S_{\delta y \hat{x}}(\omega, \phi)}{S_{\text{sqr}}(\omega_m)f_{xx}} = -\left(\cot \phi \tilde{C}_{AA} + \tilde{C}_{AP}\right) \text{Im} [\kappa \chi_c(\omega) \tilde{\chi}_m(\omega)] \quad (\text{S46})$$

Here we have used an on-resonance probe. The  $\tilde{C}_{PP}$  falls out since  $|\chi_c(-\omega)|^2 - |\chi_c(\omega)|^2 < 3 \times 10^{-3}$  for detuning  $\Delta < 5$  kHz. Therefore the main contribution for the noise component comes from  $\tilde{C}_{AA}$  and  $\tilde{C}_{AP} = \sqrt{\tilde{C}_{AA}\tilde{C}_{PP}}$ .

Next we estimate the amount of classical noise in the laser, using two independent measurements. Based upon measurements in [1] we put an upper bound on classical laser phase noise of  $\tilde{C}_{PP} = 4\%$  and amplitude noise of  $\tilde{C}_{AA} = 0.4\%$  at  $5 \mu\text{W}$ . Because of the choice of normalization there is a factor of two between the reported value in [1].

For a second, better, estimation of the phase noise we use the light PSD far off-resonance to find the difference in shot-noise level. We do this by looking at the deviation of the fit off-set from the well known shot-noise level. By comparing this to the expected rise in shot-noise, for an on-resonance probe

$$S_{\text{LN}}(\omega, \phi) = 8\epsilon \left(\frac{\kappa}{2}\right)^2 |\chi_c(\omega)|^2 \left(\tilde{C}_{AA} \cos^2 \phi + \tilde{C}_{PP} \sin^2 \phi - \tilde{C}_{AP} \sin 2\phi\right) \quad (\text{S47})$$

From the  $\phi = 90^\circ$  data and using our cavity parameters we find  $S_{\text{LN}}(\omega, \phi = 90^\circ) = 1.06\tilde{C}_{PP} \leq 0.015$ , which gives  $\tilde{C}_{PP} \leq 1.5\%$ . With this we estimate  $\tilde{C}_{AP} = 0.78\%$ .

From the above estimations we find that we total classical noise in our experiment was less than 1%. Moreover if we plug our experimental parameter to find the cavity and mechanical susceptibility response far off resonance ( $\rho = 10$ ) we find that the effect of the classical noise is suppressed by an additional order of magnitude. For this reason in the main text, and the analysis procedure, we have set the classical noise contribution to zero.

- 
- [1] R. W. Peterson, T. P. Purdy, N. S. Kampel, R. W. Andrews, P.-L. Yu, K. W. Lehnert, and C. A. Regal, “Laser cooling of a micromechanical membrane to the quantum backaction limit,” *Phys. Rev. Lett.* **116**, 063601 (2016).
  - [2] T. P. Purdy, P.-L. Yu, R. W. Peterson, N. S. Kampel, and C. A. Regal, “Strong optomechanical squeezing of light,” *Phys. Rev. X* **3**, 031012 (2013).
  - [3] Vladimir B. Braginsky, Mikhail L. Gorodetsky, Farid Ya. Khalili, Andrey B. Matsko, Kip S. Thorne, and Sergey P. Vyatchanin, “Noise in gravitational-wave detectors and other classical-force measurements is not influenced by test-mass quantization,” *Phys. Rev. D* **67**, 082001 (2003).
  - [4] Sydney Schreppler, Nicolas Spethmann, Nathan Brahms, Thierry Botter, Maryrose Barrios, and Dan M. Stamper-Kurn, “Optically measuring force near the standard quantum limit,” *Science* **344**, 1486–1489 (2014).
  - [5] Markus Aspelmeyer, Tobias J. Kippenberg, and Florian Marquardt, “Cavity optomechanics,” *Rev. Mod. Phys.* **86**, 1391–1452 (2014).

- [6] K. Børkje, A. Nunnenkamp, B. M. Zwickl, C. Yang, J. G. E. Harris, and S. M. Girvin, “Observability of radiation-pressure shot noise in optomechanical systems,” *Phys. Rev. A* **82**, 013818 (2010).
- [7] A. A. Clerk, M. H. Devoret, S. M. Girvin, Florian Marquardt, and R. J. Schoelkopf, “Introduction to quantum noise, measurement, and amplification,” *Rev. Mod. Phys.* **82**, 1155–1208 (2010).
- [8] L. F. Buchmann, S. Schreppler, J. Kohler, N. Spethmann, and D. M. Stamper-Kurn, “Complex squeezing and force measurement beyond the standard quantum limit,” *Phys. Rev. Lett.* **117**, 030801 (2016).
- [9] H. P. Robertson, “An indeterminacy relation for several observables and its classical interpretation,” *Phys. Rev.* **46**, 794–801 (1934).
- [10] Daniel W. C. Brooks, Thierry Botter, Sydney Schreppler, Thomas P. Purdy, Nathan Brahms, and Dan M. Stamper-Kurn, “Non-classical light generated by quantum-noise-driven cavity optomechanics,” *Nature* **488**, 476–480 (2012).
- [11] Amir H. Safavi-Naeini, Simon Groblacher, Jeff T. Hill, Jasper Chan, Markus Aspelmeyer, and Oskar Painter, “Squeezed light from a silicon micromechanical resonator,” *Nature* **500**, 185–189 (2013).
- [12] A. A. Clerk, F. Marquardt, and K. Jacobs, “Back-action evasion and squeezing of a mechanical resonator using a cavity detector,” *New J. Phys.* **10**, 095010 (2008).
- [13] Vladimir B. Braginsky, Yuri I. Vorontsov, and Kip S. Thorne, “Quantum nondemolition measurements,” *Science* **209**, 547–557 (1980).
- [14] A. J. Weinstein, C. U. Lei, E. E. Wollman, J. Suh, A. Metelmann, A. A. Clerk, and K. C. Schwab, “Observation and interpretation of motional sideband asymmetry in a quantum electromechanical device,” *Phys. Rev. X* **4**, 041003 (2014).
- [15] Thierry Botter, Daniel W. C. Brooks, Nathan Brahms, Sydney Schreppler, and Dan M. Stamper-Kurn, “Linear amplifier model for optomechanical systems,” *Phys. Rev. A* **85**, 013812 (2012).