

Main Physical Aspects of the Mathematical Conception of Energy in Thermodynamics

V. P. Maslov

National Research University Higher School of Economics, Moscow, 123458, Russia;
 Department of Physics, Lomonosov Moscow State University, Moscow, 119234, Russia;
 Ishlinsky Institute for Problems in Mechanics,
 Russian Academy of Sciences, Moscow, 119526, Russia;
 v.p.maslov@mail.ru

Abstract

We consider the main physical notions and phenomena described by the author in his mathematical theory of thermodynamics. The new mathematical model yields the equation of state for a wide class of classical gases consisting of non-polar molecules provided that the spinodal, the critical isochore and the second virial coefficient are given. As an example, the spinodal, the critical isochore and the second virial coefficient are taken from the Van-der-Waals model. For this specific example, the isotherms constructed on the basis of the author's model are compared to the Van-der-Waals isotherms, obtained from completely different considerations.

Keywords: Van-der-Waals model; compressibility factor; spinodal; number of degrees of freedom; admissible size of clusters; quasi-static process.

1 Introduction

In the present paper, we present the foundations of the new mathematical model of thermodynamics for the values of the energy for which the molecules are in the pre-plasma state, in particular as pressure P is near-zero.

The new mathematical model constructed by the author in the cycle of papers [1]–[2], differs somewhat from the commonly accepted model of phenomenological thermodynamics and allows us to construct the equation of state for a wider class of classical gases.

We mainly study the metastable states in the case of gases and in the case of fluids up to the critical isochore $\rho = \rho_c$. The liquid isotherms are divided into two parts: the region with temperatures near the critical temperature T_c and the region of the “hard” liquid whose isotherms pass through the point of zero pressure.

Further, the distributions in the Van-der-Waals model are compared to the distributions appearing in the author's new model for classical gases with given critical temperatures, in particular, with Van-der-Waals critical temperature. The precision with which the isotherms constructed from the author's theory coincide with the Van-der-Waals isotherms turns out to be less than the accepted precision in experimental studies. The probability of such a coincidence being accidental is “infinitely small”.

All the distributions of energy levels for classical gas considered in the present paper have been established mathematically, see [1]–[3] and references therein) and have met with approval (see, for example, the review [4], published in the journal “Probability Theory and

its Applications” in connection with the State Prize of the Russian Federation in Science and Technology granted to the author in 2013 (for developing the mathematical foundations of modern thermodynamics).

2 Van-der-Waals Normalization and the Law of Corresponding States

The correct choice of units of measurement for different gases allowed Van-der-Waals to compare the parameters of the gases to dimensionless quantities, thus obtaining the famous “law of corresponding states”.

For every gas, there exists a critical temperature T_c and a critical pressure P_c such that if the temperature or the pressure is greater than their critical values, then gas and liquid can no longer be distinguished. This state of matter is known as a fluid.

The Van-der-Waals “normalization” consists in taking the ratio of the parameters by their critical value, so that we consider the reduced temperature $T_r = T/T_c$ and the reduced pressure $P_r = P/P_c$. In these coordinates, the diagrams of the state of various gases resemble each other – this is a manifestation of the law of corresponding states.

The equation of state for the Van-der-Waals gas in dimensionless variables has the form:

$$(P_r + \alpha\rho^2)(1 - \tilde{\alpha}\rho) = \rho T_r, \quad (1)$$

where $\alpha = 3^3/2^6$, $\tilde{\alpha} = 1/2^3$, and the dimensionless concentration (density) $\rho = N/V$ is chosen so that $\rho_c = 8/3$ in the critical point.

In thermodynamics, the dimension of the internal energy E is equal to the dimension of the product PV of the pressure by the volume. On the other hand, temperature plays the role of mean energy E/N of the gas (or of the liquid). For that reason, when the dimension of temperature is given in energy units, the parameter $Z = P/\rho T$, known as the *compressibility factor*, is dimensionless. For the equation of state of the gas or liquid, the most natural diagram is the P_r - Z diagram, in which the dimensionless pressure P_r is plotted along the x -axis and the dimensionless parameter Z , along the y -axis. A diagram with axes P_r, Z is called a *Hougen–Watson diagram*. In the Van-der-Waals model, the critical value of the compressibility factor is

$$Z_c = \frac{P_c V_c}{N T_c} = \frac{3}{8}.$$

In Figs. 2–1, the Van-der-Waals isotherms are shown in a P_r - Z Hougen–Watson diagram, for which we used the normalization $P_r = P/P_c$, $T_r = T/T_c$, where T_c is the critical temperature.

3 On the Number of Degrees of Freedom and the Partition Theory of Integers

In the physics literature, the notion of number of degrees of freedom is used for ideal gases, in which particles do not interact. In probability, the number of degrees of freedom is also considered independently of any interaction.

When physicists speak of the number of degrees of freedom, they usually have in mind the number of degrees of freedom of a single molecule. Normally, a one-atom molecule will have 3 degrees of freedom, a two-atom molecule, 5. In a gas, the molecules move with

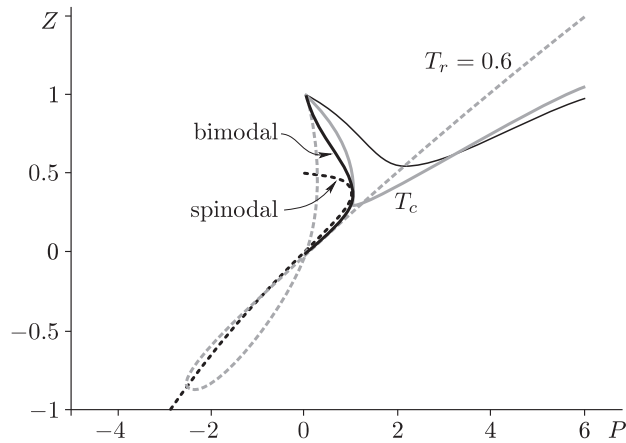


Figure 1: Van-der-Waals isotherms on the P_r - Z diagram. On the plot $P = P_r$, $T = T_r$. The curve shown by the fat hashed line is the critical isotherm $T_r = 1$. The dotted line is the spinodal, the thin hashed line is the binodal.

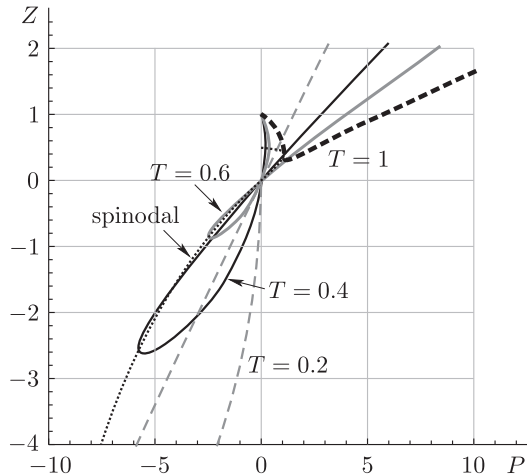


Figure 2: The P_r - Z diagram for the Van-der-Waals equation with $P = P_r$.

different speeds and different energies; although their mean energy – temperature – is the same, their individual energies may be different, and the number of degrees of freedom of different molecules can also differ. Thus a two-atom molecule with very high energy may have a number of degrees of freedom greater than 5, and this will affect the mean value (average over all molecules) of the number of degrees of freedom of the given gas. This mean value is called the *collective number of degrees of freedom* of the gas, and is a fractional rather than a whole number.

A one-atom molecule has 3 degrees of freedom, a two-atom molecule, 5. Two-atom molecules are regarded in [5] as molecules of ideal gas. Nevertheless, saying that the number of degrees of freedom of a molecule is 5 means that we are implementing an exclusion rule: we are saying that one of the degrees of freedom is excluded. More precisely, we regard the molecule as a dumbbell, and exclude its oscillations as a rod. However, if the temperature increases, these “rod” oscillations will take place and so, for sufficiently high temperatures (energies), the molecules will have a greater fractional number of degrees of freedom.

In the author’s model, the number of degrees of freedom is an important independent parameter, so that the notion of exclusion need not be defined by means of some internal

considerations¹.

Although the collective number of degrees of freedom of a classical gas can be determined by the initial interaction between its particles, in the probabilistic description of the generalized ideal gas (a notion that we present in Section 5), this parameter is introduced independently.

If nuclear forces are taken into consideration, it can be shown that a wide class of two-atom molecules have 5 degrees of freedom, but this is difficult to establish. And so we prefer to stipulate axiomatically, as in probability theory, that on a given energy level there can be only one or, say, no more than K particles.

Another important consideration is that we do not take into account the number of particles and the volume separately, we consider their ratio – density (concentration).

The consideration of density alone leads to the following important consequence in thermodynamics: density does not depend on the numeration of particles contained in the given volume. Whatever the numeration of the particles, the density remains the same. It is commonly believed (in particular, it is stated in the book [7]) that classical particles differ from quantum particles in that they can be numbered and then the motion of any individual particle can be followed by keeping track of its number. This is correct, but if the behavior of a multi-particle system is described by equations involving density, e.g. via a probability distribution, then such a description does not depend on the numbering of particles.

Therefore, all the results from quantum mechanics that follow from the remarkable fact that the solution does not depend on numeration can be carried over to the description of any classical multi-particle system by means of equations containing density².

As an illustrative example, we consider the purchase of 1 kilogram of granulated sugar. If this amount of sugar is measured by calculated the grains (and thus the grains must be first numerated), then it is obvious that this process takes a lot of time. Assume that the buyer has a fixed time for the measurement t_{mes} which is equal to one hour and there is no balance to weight the sugar. Then the buyer will measure the granulated sugar by using some vessels. The results of weighting and of measuring by vessels does not change if two grains in the measured volume interchange their places. This means that (1) *the particle identity principle holds for the sugar grains* and (2) *the sum of particles is independent of their location*, i.e., the arithmetic property is satisfied [9]. In particular, this implies that one can use a Bose–Einstein-type distribution in this “classical” situation.

The exclusions that we impose will lead us to a more general distribution in which we stipulate that no more than K particles are on the same energy level. The natural number K will be called the *maximal occupation number* or *maximal admissible size of clusters*.

The corresponding energy distribution, often called parastatistical [10]–[11], will be described in the next sections. To specific and generalize the parastatistical distributions, we shall use the above-listed items (1) and (2).

¹Sometimes, instead of the number of degrees of freedom, such notions as free will or freedom of choice and so on are considered (see, e.g. [6]).

²In particular, the most important thing in the chapter on identical particles in [7] is the method of secondary quantization introduced by Dirac and neatly explained in mathematical terms by Fock (the Fock space, the creation and annihilation operators and so on). Since density does not depend on numeration, the method of secondary quantization had been carried over to classical multi-particle systems described by equations depending on density. This was done by Schoenberg in 1953–54. Later Schoenberg’s approach was generalized in the author’s joint article with O.Yu. Shvedov [8].

Remark 1. In the Landau–Lifshits textbook [5], two relations are given as the basic equations

$$\sum_j N_j = N, \quad (2)$$

$$\sum_j \varepsilon_j N_j = M,$$

where M is the energy, N is the number of particles and $\{\varepsilon_j\}$ is a discrete family of energy levels (see [12], [13]).

The values ε_j in Eq. (2) are related to the existing interaction potential for the particles. It turns out that if we use the interaction with collective number of degrees of freedom equal to D , then we must put³

$$\varepsilon_j = \text{const} \cdot j^{D/2}, \quad (3)$$

i.e.,

$$M = \sum_j \text{const} \cdot j^{D/2} N_j. \quad (4)$$

This statement is a theorem proved in the author’s paper [14].

The first person who noticed the unexpected relationship between the partition problem in number theory (in particular the famous discovery of Ramanujan) and nuclear disintegration, was Niels Bohr, the founder of quantum theory (see [15]).

It is well known that Bohr’s most famous opponent was the great Albert Einstein himself. The polemic between Bohr and Einstein, during which Bohr gave convincing answers to all of Einstein’s counterarguments, only fortified Bohr’s position and helped him in developing his quantum approach. In a commentary to one of Einstein’s letters, Max Born wrote: “... Einstein’s attitude to quantum mechanics was a heavy blow to me, he refuted the theory without any argumentation, only referring to his ‘inner voice’...” [16]. It was only after the experimental corroboration of the disintegration of heavy Lithium [17] and Uranium-235 that Einstein did support, albeit reluctantly, the A-bomb project.

The Bohr–Kalckar paper [18] of 1937 was the first work in which the coincidence of “thermodynamical formulas” with the number-theoretic formulas for partitions of integers into sums was discovered. Here is a quotation from that paper. “Under the simplifying assumption that each level is the combination of a certain number of quantities assuming nearly equidistant values, one can easily calculate the density of nuclear levels under high perturbations. Denote by $p(M)$ the number of possible ways of presenting a positive integer as a sum of smaller positive integers. An asymptotic formula for $p(M)$ was obtained by G. Hardy and S. Ramanujan. For large values of M this formula may be approximately written in the form

$$p(M) \sim \frac{1}{4\sqrt{3}M} e^{\pi\sqrt{\frac{2}{3}M}}.$$

Let us choose $2 \cdot 10^5 \text{ eV}$ for the unit of energy, which approximately corresponds to the common distance between the lowest levels of the heavier nuclei. For the number of partitions for which the perturbation energy of $8 \cdot 10^6 \text{ eV}$ will be obtained, we will then find $p(M) \sim 2 \cdot 10^4$. This means that the mean distance between levels approximately equals 10 eV , which roughly corresponds to the densities of distribution of levels calculated from the collisions of slow neutrons. $\langle \dots \rangle$ The formulas for the density of nuclear levels obtained by analogy with thermodynamics practically coincide, at least in the exponential dependence on the total

³The Landau–Lifshits book gives a more general system of equations, later specified in [22], [23]: $\sum_j \varepsilon_j N_j = E$, $\varepsilon_j = j^{2/D}$. For Landau $M = E$ is energy.

energy of excited nuclei, with the formula for $p(M)$ if one understands the number M as the measure of total energy expressed as the difference of energies between the lowest levels taken for the unit of measure” (see pp. 337–338 in the Russian translation [18]).

Bohr’s and Kalckar’s considerations about the distance between lowest energy levels is correct, because for the Schrödinger equation, the equations of the lower levels in the potential trough are quadratic.

Note that the probability of the coincidences indicated by Bohr and Kalckar being accidental is practically zero.

Later Bohr proposed using Uranium-235 as an example of the nucleus of an atom, since it was most appropriate for his construction and used it to explain how to generate a nuclear reaction [19].

The historian and archivist of the British Committee for Atomic Energy Margaret Going, on the basis of her study of the opinions of authoritative physicists, wrote: “... The work of English and American scientists on the A-bomb came directly from articles of Professor Bohr and Doctor Wheeler...”. Thus we may conclude that the creation of the A-bomb was based on the fantastic discovery of Ramanujan.

An essential role in establishing the new world outlook in physics was played by the numerous volumes of the famous treatise by Landau and Lifshits, in particular, [5] and [20]. In the book [5] in Section 40 “Nonequilibrium ideal gas,” the authors present the system of equations (2) and (3)–(4), on which their further exposition is based. Both N and N_j in these equations are integers. And so equations (2) coincide with the Diophantine equations for partitions in number theory. In the subsequent sections of the book [5] the main equations of thermodynamics are obtained *without appealing to the so-called three main principles of thermodynamics*, which appear in all textbooks on thermodynamics, but not in [5].

Bohr’s paper [18] generated only a trickle of mathematical and physical papers, in which the connection between the statistics of Bose–Einstein and Fermi–Dirac and the Ramanujan formula was studied in more detail [22]–[24]. Thus papers on this topic appeared in the mathematical journal “Mathematical Proceedings of the Cambridge Philosophical Society.” It was shown that if one takes into account the connections with partition theory, the Ramanujan formula and the Hardy–Ramanujan theorem in number theory, then it becomes clear that, in the case when there are repeated summands in the partition, the leading term of the Ramanujan formula coincides with the entropy of the Bose–Einstein statistics, whereas in the case when there are no repeated summands, this term coincides with the Fermi–Dirac entropy (bosons and fermions – no other particles are observed). Apparently, one of the last papers in this series is [24]. It contains a bibliography of the topic. But overall it seems that contemporary physicists did not pay attention to that series of papers and forgot that they are indebted to Ramanujan for the remarkable revolution in the scientific world outlook.

It follows from Bohr’s paper that his model of the nucleus of an atom does not involve the interaction of particles in the form of attraction. When Bohr visited the USSR in 1961, he demonstrated a simple model of a nucleus consisting of little balls in a cup. Several balls were placed in a cup, and then another little ball, endowed with a certain energy, was slipped into the cup. Were the cup empty, the new ball would have slipped out of the cup, but it shared some of its energy with the other balls and stayed in the cup. This is due to the fact that all the balls were in a common potential field. Thus Bohr regarded the nucleus as consisting of particles that do not attract each other.

Bohr’s model of the nucleus is a model without attraction of molecules, and so is Frenkel’s model of liquid (liquid drop model). Such a model of the nucleus appears to contradict the physical viewpoint as well as the commonsense (or naive) point of view. Nevertheless, it adequately describes nuclear fission, and Frenkel’s model adequately describes the behavior

of liquids. The Frenkel model contains “holes” but does not involve mutual attraction of molecules.

Incidentally, Frenkel subtly complained about the difficulties of overcoming traditional viewpoints, using the word “we,” i.e. “physicists.” He writes: “We easily get used to uniform and steady things, we stop noticing them. What is habitual seems understandable, but we don’t understand the new and unusual, it seems unnatural and obscure $\langle \dots \rangle$. Essentially, we never really understand, we can only get used to” [25, p. 63]. If we follow Bohr, we see that in the thermodynamics that he talks about (see above), there is no attraction between molecules, but there is a common potential, in particular the Earth’s gravitational attraction. Molecules can collide, as they do in ideal gas, but there is no mutual attraction.

In Bohr’s paper mentioned above, he noted the connection between nuclear fission and the theory of partitions in number theory. On the other hand, he proposed the drop liquid model of the nucleus. This leads us to the idea that the theory liquids is also connected to partition theory. In that connection Bohr writes only about the *analogy* with thermodynamics, and so, like his pupil Landau, this means that they did not have in mind the old thermodynamics based on the “three fundamental principles,” but the thermodynamics understood in the framework of the new world outlook based on Bohr’s quantum theory postulates and partition theory.

The author, following the way traced out by Bohr and Landau, has developed a mathematical approach based on number theory problems and quantum theory. In the author’s model there is no attraction between particles⁴, but there is a common potential, in particular, the potential due to the Earth’s gravitation and its rotation.

The author has shown that his approach to thermodynamics yields the same formulas as partition theory with logarithmic precision (which means the formulas coincide from the point of view of tropical arithmetic). The notion of logarithmic accuracy was introduced in Vol. X of the Landau–Lifshits textbooks [20] on p. 211. It is defined as follows: logarithmic accuracy of M means that we find M not up to $o(M)$, but only up to $o(\ln(M))$.

Before passing to the formulation of the main formulas and results, we recall the notions of tropical arithmetic and logarithmic accuracy.

The arithmetics of a system may be decimal or binary. The well-known notion of integer part of a real number, *entier*, is denoted by square brackets: $[a]$ stands for the maximum integer that does not exceed a given real number a . It is this integer that is usually retained in human memory. For example, although the number 2.99 is close to 3, our memory retains its integer part 2; this peculiarity is used by marketing people when assigning prices to commodities in shops.

From the viewpoint of arithmetics, it is quite natural to discard the fractional part for sufficiently large a . If the numbers are as large as is common for macroscopic systems, it is convenient to use a generalization of this notion for large numbers. By $[a]_{10}$ we denote decimal arithmetics, where $[\cdot]_{10}$ means the same entier for rationals but with respect to 10. For example, $[15]_{10} = 10$, $[90]_{10} = 10$, $[105]_{10} = 100$, and $[6 \cdot 10^{23}]_{10} = 10^{23}$.

For the sum, we have $[10^{15} + 10^{14}]_{10} = 10^{15}$; i.e., the sum equals $\max(10^{15}, 10^{14})$. For the product, $10^{15} \cdot 10^{14} = 10^{29}$; i.e., the product is equal to the number of zeros in a multidigit number.

Similar rules hold for a system considered in the binary arithmetics $[a]_2$.

The arithmetics thus constructed not only corresponds to the $(\max, +)$ -algebra but also takes into account precision and neglects c -numbers, just as it happens in the Maslov–

⁴To be more precise, attraction between particles is used only at the boundary conditions in fixing the experimental values of the first and second virial coefficient of the given gas. Also note that thermodynamics is constructed with “logarithmic accuracy.”

Litvinov dequantization. Hence we can say that this arithmetics is “tropical.”

For the natural logarithm, we deal with a special situation. Here we must use the great formula due to the great Ramanujan and the natural logarithm of the solution given by this formula. By considering the integer parts $[\log_e p(M)]$, we obtain a partition of $p(M)$ into similar subsets of integers.

Note that the use of the natural logarithm is natural if the formulas use the polylogarithm, because the polylogarithm emerges from the Stirling formula, and the Stirling formula contains Euler’s number e .

Thus, in addition to the arithmetics described by the entiers $[\cdot]_{10}$ and $[\cdot]_2$, we introduce the arithmetics $[\cdot]_e$ on the basis of partition theory.

Definition 1. We say that two numbers coincide with logarithmic accuracy if the values of their normal arithmetics $[\cdot]_e$ coincide. In other words, $\ln A \cong \ln B$ means that $\ln A = \ln B + o(\ln B)$.

Since this arithmetics puts all elements coinciding with each other with “logarithmic accuracy” into the same equivalence class, we see that convergent series are equivalent to polynomials. It follows that, to each series Φ , we can assign the degree of the corresponding polynomial. We denote this number by $n(\Phi)$. If one can assign an enveloping series to a divergent series, then the minimum number of the enveloping series naturally determines the degree $n(\Phi)$ of the corresponding polynomial.

Now we can briefly present a classical problem in partition theory of integers renewed by the inclusion of the number zero and negative entropy (negentropy).

First, consider some examples.

Example 1. If we partition the number 5 into 2 summands, zero summands not allowed, then we obtain $p_N(M) = 2$, $5=4+1=3+2$, where N is the number of summands, $N = 1, 2, \dots, M$, and $p_N(M)$ is the number of partitions of M into N summands. There are two possible partitions in this example for $N = 2$.

Example 2. Let us allow zero summands in partitions of M into N summands. Then $p_N(5) = 3$ for $N = 2$ in the preceding example, $5=5+0=4+1=3+2$. All in all, there are three possible partitions in this case.

When partitioning 5 into 3 with zeros allowed, the $p_N(M)$ partitions without zeros, $5 = 3 + 1 + 1 = 2 + 2 + 1 = \dots$, are supplemented with partitions containing zeros, $4 + 1 + 0 = 3 + 2 + 0 = 5 + 0 + 0$. With zeros taken into account, all preceding partitions are repeated; i.e., we obtain the sum of all partitions without zeros.

We introduce the following notation:

$$\bar{p}_s(M) = \sum_{i=1}^s p_i(M).$$

Proposition 1. *The number of partitions of M into N summands, zero summands allowed, coincides with $\bar{p}_s(M)$ for $s = N$.*

Definition 2. Let $q_N(M)$ be the number of partitions of M into N distinct summands, and let

$$q(M) = \sum_N q_N(M).$$

By definition, the partition $3+1+1$ of 5 into 3 terms is excluded from $q_N(M)$. All the zeros are excluded as well.

Let us continue the partition $\bar{p}_N(M)$ by the numbers $q_N(M)$. This continuation is continuous, because for $M = 1$ there are two partitions, $M = 1 = 1 + 0$, taken into account in $\bar{p}_N(M)$ and one partition, $q_N(1) = 1$, taken into account in $q_N(M)$.

We define *natural entropy* as the natural logarithm of $\bar{p}_N(M)$ and *natural negentropy* as the natural logarithm of $q_N(M)$. The passage through the point $M = 1$ is the passage from positive natural entropy into negative natural negentropy $\log_e(q_N(M))$.

Since $p_1(M) = 1$ and $p_M(M) = 1$, it follows that there exist maxima between $N = 1$ and $N = M$. Of these maxima, take the maximum value \bar{N} .

Since $p_N(M)$ decreases for $N > \bar{N}$ and $\bar{p}_N(M)$ is nondecreasing, we see that the increase in $\bar{p}_N(M)$ can only be due to the increase in the number of zeros.

4 The Equation of State

In the simplest version of thermodynamics, one considers the conjugate extensive-intensive pairs pressure-volume, temperature-entropy, chemical potential-number of particles.

One of the main notions of thermodynamics is the equation of state. In 6-dimensional phase space, where the intensive thermodynamical variables P , T , and $-\mu$ play the role of coordinates and the corresponding extensive variables V , $-S$, and N play the role of momenta, the equation of state is described by a 3-dimensional surface on which several additional identities, corresponding to the so-called thermodynamical potentials, hold. This results in the fact that this 3-dimensional surface is a Lagrangian manifold⁵, and the thermodynamical potential corresponds to action in mechanics.

If one does not consider the number of particles and the volume separately, and only considers their ratio, i.e., density, then one variable turns out to be redundant, and we can consider 4-dimensional phase space and the 2-dimensional Lagrangian surface.

If the volume V is given, we can use a single thermodynamical potential Ω that can be expressed as follows:

$$d\Omega = (-S) dT + N d(-\mu), \quad \Omega = -PV. \quad (5)$$

Besides, since the internal energy is $M = \text{const} \cdot PV$, it is customary in thermodynamical diagrams to plot the pressure P along the abscissa axis, as this was done in the Hougen–Watson diagram.

On the P_r - Z diagram, the *spinodal* is defined as the curve which is the locus of all points where the tangents to the isotherms are perpendicular to the P_r axis (see Figures 2 and 1).

The mathematical model constructed by the author in the papers [1]–[2], which uses the density “effect” mentioned in Section 3 above, shows that

- 1) if the spinodal in the gaseous region for any gas with non-polarized molecules is given, then all the gas isotherms can be constructed;
- 2) if we know the slope of the isotherm for $P_r = 0$ on the P_r - Z diagram (this is equivalent to knowing the value of the second virial coefficient [36]) as well as the critical isochore for any fluid (the supercritical state for any collection of non-polarized molecules), then we can construct all the isotherms of the fluid up to the critical isochore;
- 3) if we know the liquid binodal for any gas consisting of non-polarized molecules, and also know the pressure P_r and the density ρ on the line $Z = 1$ (the Zeno line), then we can construct the liquid isotherms passing through the point $P_r = 0$, $Z = 0$ for so called “hard” liquid consisting of non-polarized molecules on the interval $0 \leq Z \leq 1$.

⁵In the data base MathSciNet (American Mathematical Society) the query to MathJax on Publications results for “Anywhere=(Maslov index) OR Anywhere (Maslov class)” in a list of 575 papers published before 2013, where the notions “Lagrangian submanifolds” [29], “Maslov index”, “Maslov class” are developed and extended. See also [30]–[31] and so on.

For an arbitrary liquid, by the *Temperley temperature* we mean the minimal temperature of the set of liquid isotherms passing through the point $P_r = 0$, $Z = 0$. This temperature (corresponding to $K = \infty$), calculated by the physicist Temperley for the Van-der-Waals gas, equals $3^3/2^5 T_c$ [35].

As proved by the author in [1]–[2], the corresponding distribution can be expressed in terms of the polylogarithm⁶

$$\text{Li}_s(z) = \sum_{k=1}^{\infty} \frac{z^k}{k^s} = z + \frac{z^2}{2^s} + \frac{z^3}{3^s} + \dots \quad (6)$$

This distribution yields the following expressions for the thermodynamical potential Ω , the density (concentration) ρ and the reduced pressure P_r :

$$\Omega = -\Lambda(\gamma, K) T_r^{2+\gamma} \left\{ \text{Li}_{2+\gamma}(a) - \frac{1}{(K+1)^{1+\gamma}} \text{Li}_{2+\gamma}(a^{K+1}) \right\}, \quad \gamma = \gamma(T_r). \quad (7)$$

$$\rho(T_r, \gamma, K) = \frac{\Lambda(\gamma, K)}{\zeta(2+\gamma_c)} T_r^{1+\gamma} \left(\text{Li}_{1+\gamma}(a) - \frac{1}{(K+1)^\gamma} \text{Li}_{1+\gamma}(a^{K+1}) \right), \quad (8)$$

$$P_r(T_r, \gamma, K) = \frac{\Lambda(\gamma, K)}{\zeta(2+\gamma_c)} T_r^{2+\gamma} \left(\text{Li}_{2+\gamma}(a) - \frac{1}{(K+1)^{1+\gamma}} \text{Li}_{2+\gamma}(a^{K+1}) \right), \quad (9)$$

where K is the maximal occupation number, $a = e^{\mu/T_r}$ (a is called the activity), $\gamma = D/2 - 1$, D is the collective number of degrees of freedom, $\Lambda(\gamma, K)$ is a normalizing constant.

For each type of gas, the critical parameters T_c , P_c , ρ_c are determined experimentally. Substituting these values into (8)–(9), we can determine the parameters $\gamma = \gamma_c$ and $K = K_c$. The parameter γ_c is the number of collective degrees of freedom $D_c = 2\gamma_c + 2$ of the critical isotherm. By K_c we denote the admissible size of clusters (maximal occupation number)⁷ at the energy level of the critical point.

Using (7) and the fact that

$$M = -\mu(\partial\Omega)/(\partial\mu) - T(\partial\Omega)/(\partial T) + \Omega,$$

where $\Omega = -PV$, we derive $M = (D/2)PV$.

5 Entropy and Negentropy

Above we introduced the notion

Let l be the number of particles on a given energy level. If we impose the restriction that each energy level can host at most K particles, $l \leq K$, then we arrive at the Gentile statistics, also known as parastatistics, and we have the following relation, which generalizes the Bose–Einstein statistics as $K \rightarrow \infty$ and the Fermi–Dirac statistics for $K = 1$:

$$N = \frac{\Lambda}{\Gamma(\gamma+1)} \int_0^\infty \left(\frac{1}{(e^{\xi/T-\mu/T} - 1)} - \frac{K+1}{(e^{(K+1)(\xi/T-\mu/T)} - 1)} \right) \xi^\gamma d\xi, \quad (10)$$

$$M = \frac{\Lambda}{\Gamma(\gamma+2)} \int_0^\infty \left(\frac{1}{(e^{\xi/T-\mu/T} - 1)} - \frac{K+1}{(e^{(K+1)(\xi/T-\mu/T)} - 1)} \right) \xi^{\gamma+1} d\xi, \quad (11)$$

⁶Note that for $z = 1$ and $\text{Re}(s) > 1$, $\text{Li}_s(1) = \zeta(1)$ is Riemann's zeta function.

⁷The separation of the clusters of molecules near the flat surface of a liquid for $T = T_c$ can be observed experimentally.

where T is the temperature, $\gamma = D/2 - 1$, and Λ is the parameter to be determined in number theory. In quantum mechanics, it depends in a well-known way on the mass and the Planck constant [15].

Indeed, if $K = 1$, then (without restrictions on the value of the chemical potential μ) we obtain the Fermi distribution

$$N|_{K=1} = \frac{\Lambda}{\Gamma(\gamma + 1)} \int_0^\infty \frac{1}{\exp\{(\xi - \mu)/T\} + 1} \xi^\gamma d\xi. \quad (12)$$

For $K = \infty$, the formula coincides with the usual Bose–Einstein distribution. For $\mu = 0$ and $\gamma = 0$ the solution has a singularity; it becomes infinite.

To regularize the integral (10) for $K = \infty$, since $l \leq N$, we apply formula (10) with $K = N$. From (10), we obtain the relation

$$N = \Lambda \int_0^\infty \left(\frac{1}{\exp\{\varepsilon/T\} - 1} - \frac{N + 1}{\exp\{(N + 1)\varepsilon/T\} - 1} \right) d\varepsilon. \quad (13)$$

Since the relations

$$N = -\Lambda T \log(1 - a), \quad M = \Lambda T^2 \operatorname{dilog}(1 - a), \quad (14)$$

where $\operatorname{dilog}(1 - a) = Li_2(a)$, hold for the Bose–Einstein distribution with $a < 1$ in the two-dimensional case, we start by finding Λ .

Since the Ramanujan formula for $\bar{p}_M(M)$ gives the first term of the expansion as $M \rightarrow \infty$ in the form

$$\log_e \bar{p}_M(M) \cong 2\sqrt{M \operatorname{dilog}(0)}, \quad (15)$$

and the first term of the expansion of the entropy is of the form (see [22, formula 20])

$$S \cong 2\Lambda \sqrt{M \operatorname{dilog}(0)}, \quad (16)$$

we see that $\Lambda \equiv 1$.

Let $N = N_c$ be the solution of Eq. (13). Consider the value of the integral in (13) (with the same integrand) taken from δ to ∞ and then pass to the limit as $\delta \rightarrow 0$. After making the change $\beta x = \xi$ in the first term and $\beta(N_c + 1)x = \xi$ in the second term, where $\beta = 1/T$, we obtain

$$N_c = \frac{1}{\beta} \int_{\delta\beta}^\infty \frac{d\xi}{e^\xi - 1} - \int_{\delta\beta(N_c+1)}^\infty \frac{d\xi}{e^\xi - 1} + O(\delta) = \frac{1}{\beta} \int_{\delta\beta}^{\delta\beta(N_c+1)} \frac{d\xi}{e^\xi - 1} + O(\delta) \quad (17)$$

$$\sim \frac{1}{\beta} \int_{\delta\beta}^{\delta\beta(N_c+1)} \frac{d\xi}{\xi} + O(\delta) = \frac{1}{\beta} \{\ln(\delta\beta(N_c + 1)) - \ln(\delta\beta)\} + O(\delta) = \frac{1}{\beta} \ln(N_c + 1) + O(\delta). \quad (18)$$

On the other hand, after neglecting the second summand in the integrand of (11) for large M and making the change $\beta x = \xi$, we can write

$$\frac{1}{\beta^2} \int_0^\infty \frac{\xi d\xi}{e^\xi - 1} \cong M. \quad (19)$$

After passing to the limit as $\delta \rightarrow 0$ and expressing β , from (19), we obtain

$$N_c = \sqrt{\frac{M}{\operatorname{dilog}(0)}} \log(N_c + 1). \quad (20)$$

The ideal entropy is the same for the Fermi and Bose particles (see [22, Eq. (13a) as well as Eqs. (20) and (27)]).

Hardy and Ramanujan derived the formula

$$p(M) = \frac{1}{(4\sqrt{3})M} e^{\pi\sqrt{\frac{2M}{3}}}. \quad (21)$$

The asymptotic formula for $q(M)$ has the form [26]

$$q(M) = \frac{1}{(4 \cdot 3^{1/4})M^{3/4}} e^{\pi\sqrt{M/3}}. \quad (22)$$

If a fermion nucleus emits a single neutron, it becomes a boson, and vice versa. Thus, the energy density flattens out under the successive emission of neutrons according to Bohr's concept [18].

By (21) and (22), boson fission overtakes fermion fission as $M \rightarrow \infty$. For a boson not to become a fermion when emitting neutrons, it must emit them in pairs, which may bring about fission of the nucleus. For the Bose–Einstein distribution (20), the critical value of N_c satisfies the implicit relation

$$N_c = \sqrt{\frac{M}{\zeta(2)}} \ln(N_c + 1). \quad (23)$$

Therefore,

$$M = \zeta(2) \left(\frac{N_c}{\ln N_c} \right)^2. \quad (24)$$

As we see, this value corresponds to the limit value of activity $a = 1$ (i.e., the chemical potential $\mu = 0$). In this case, we use the Gentile statistics to obtain self-consistent equations. Similarly, for the Fermi system, this limit values corresponds to $a \rightarrow -\infty$ so that

$$M = \frac{N_c(N_c - 1)}{2} + \zeta(2) \left(\frac{N_c}{\ln N_c} \right)^2. \quad (25)$$

These relations can be derived using the Bose and Fermi statistics and the Gentile statistics.

By the Bohr–Kalckar “correspondence principle” between the physical notion of nucleus and number theory, we can transfer these relations to the above-cited construction of number theory with the zeros taken into account [15], [27]. We have

$$p\left(\zeta(2) \left(\frac{N_c}{\ln N_c} \right)^2\right) = q\left(\frac{N_c(N_c - 1)}{2} + \zeta(2) \left(\frac{N_c}{\ln N_c} \right)^2\right). \quad (26)$$

This formula allows us to determine the point N_c such that, for $N > N_c$, the entropy of the branch with repeated terms and zeros becomes greater than the entropy of the branch without repetitions and zeros.

The mesoscopic values in number theory correspond to dimension (number of degrees of freedom) equal to 2, i.e. in the region, where the parameter k varies from 0 to 90, Let us find these values N_c from the relation

$$M = T^2 \zeta(2) \left(1 - \frac{1}{(N_c + 1)} \right), \quad (27)$$

where T can be found from the relation [28]

$$N_c = T \ln(N_c + 1). \quad (28)$$

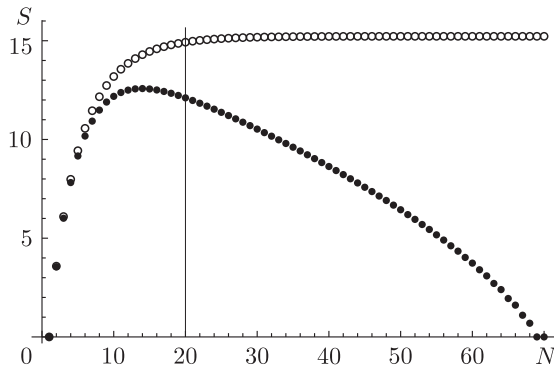


Figure 3: The dependence of the entropy S on N for $M = 70$. The upper curve is obtained when zero summands are allowed, the lower one, when they are not. The vertical line indicates the value $N = N_c$ calculated according to formula (23). The exact value of the first point of the phase transition is the maximum of the lower curve.

These relations provide an exact dependence of N_c on M . The graph for $M = 70$ is shown in Fig. 3. For $M = 70$, the value of N_c is 20. The value of the entropy S is 15. The entropy does not practically vary up to $M = 70$, i.e., up to $N = M$.

The point of maximum of the lower curve in Fig. 3 for number theory is determined precisely. This is the value N_{\max} for which the number $p_N(M)$ attains its maximum.

Now let us return to thermodynamics.

6 The Notion of Generalized Ideal Gas

We pass to the definition of the new classical ideal gas.

Note that in the description of the behavior of multi-particle systems it is possible that the initial conditions involve interactions. Consider the following analogy. There is a battery of canons. The gunners position the canons and interact with each other in the process. At some moment the command “Fire!” is heard (it means “all interactions (all conversations) must stop”). At the initial situation interactions took place, but once the canon balls are fired, they fly without interacting with each other. However elastic collisions between the balls are possible.

This model can be regarded as a model of ideal gas in the traditional understanding only if the initial data is given at time “minus infinity”.

A generalized classical ideal gas is a classical multi-particle system, where interactions cannot occur only inside certain open regions of the diagram, although at the initial moment of time or on the boundary of a region interactions between particles are allowed. In the region itself, only elastic collisions between particles are possible.

Why is it important to specify the open regions where no interaction (more precisely, no attraction) occurs? Obviously, if one must rapidly mix ball bearings of different sizes, it is easier to do this if the balls are not magnetized. The solution of this problem has several practical applications. Thus the speed with which two gases mix influences the driving force of jet engines: the higher the speed, the higher the driving force. If there is no attraction between molecules of a mixture of gases moving in a pipeline, the probability of the appearance of liquid bottlenecks is considerably less.

Thus the parameters of the Van-der-Waals gas coincide closely enough with the parameters of the new (generalized) gas in the following open regions of the parameters: 1) the region from the critical isotherm ($T_r = 1$) to the critical isochore ($\rho = \rho_c$); 2) the region

outside the gas spinodal; 3) the region of hard liquid (below the Temperley temperature, see Section 8).

7 Van-der-Waals Forces

The Van-der-Waals model gave rise to the notion of “Van-der-Waals force”. These forces are long-range forces. We will consider the Van-der-Waals forces for the example of the so-called Lennard–Jones potential, which is given by

$$V(r) = \tilde{a} \left(\frac{a^{12}}{r^{12}} - \frac{a^6}{r^6} \right),$$

where \tilde{a} is the depth of the potential well, a is the effective radius, and the attraction is also equal to $1/r^6$. For this potential, long-range Van-der-Waals forces exist.

The quantum dipole-dipole interaction [7], [32] gives an attraction force of the order of $1/r^6$. In the Lennard–Jones potential the attraction is also of the form $1/r^6$. Thus the purely quantum force of attraction smoothly passes into the classical attraction. This was rigorously proved by the author in [33]. But such forces do not exist for all gases. Experiments tell us that particles must be near each other in order to attract each other. This means that attraction is either a quantum effect of dipole-dipole interaction [7], or a Casimir effect, which is also purely quantum. This interaction disappears as $\hbar \rightarrow 0$ (in the classical limit), see [33].

The long-range Van-der-Waals force is true for the Lennard–Jones potential, but certainly it is not true for all potentials. Let us present an analogy. In quantum mechanics, the semiclassical solution coincides with the exact solution for certain potential, but such potentials are rare, albeit very important.

Thus the theory constructed by the author in [1]–[2] and other papers is not based on “Van-der-Waals forces”, but on combining boundary data with the notion of ideal gas as a gas without interaction of particles with a given number of degrees of freedom.

In other words, in the author’s approach, which is valid for non-polarized molecules, interactions can occur only on the boundary or for densities above the critical level. The critical density is the one above which the molecules are so close to each other (“liquid fluids”) that the Van-der-Waals attracting forces come into play.

8 Comparison of the Generalized Ideal Gas with the Van-der-Waals model

The main practical results that follow from the author’s theory are related to metastable states. In that sense, the main notion of the thermodynamics described here is not the binodal: the curve on the diagram that indicates the stable phase transition “vapor-to-liquid” (the gas binodal) and the phase transition “liquid-to-vapor” (the liquid binodal). The main notion is the spinodal – the curve on the diagram that delimits the regions of stable and metastable states (a more precise definition of the spinodal was given above). It is practically impossible to reach values of the thermodynamical parameters on the spinodal experimentally, because that requires “infinite time”.

From relations (8)–(9) as $K \rightarrow \infty$ we obtain the following equations:

$$P_r = \frac{\Lambda(\gamma) T_r^{2+\gamma} \text{Li}_{2+\gamma}(a)}{\zeta(2+\gamma)}, \quad a = e^{\mu/T_r}, \quad \Lambda(\gamma) = \Lambda(\gamma, \infty) = \lim_{K \rightarrow \infty} \Lambda(\gamma, K), \quad (29)$$

$$\rho = \frac{\Lambda(\gamma) T_r^{1+\gamma} \text{Li}_{1+\gamma}(a)}{\zeta(2+\gamma)}. \quad (30)$$

For $a = 1$, we obtain the spinodal defined above. This fact was proved by the author in [34].

The constants Λ and γ can be found for $a = 1$ ($\mu = 0$) from the coincidence of the values of P_r and ρ from (29) and (30) with the values of P_{sp} and ρ_{sp} on the Van-der-Waals spinodal.

In Figures 4 and 5, the isotherms of the Van-der-Waals model are compared with those of the author's model on Hougen–Watson diagrams.

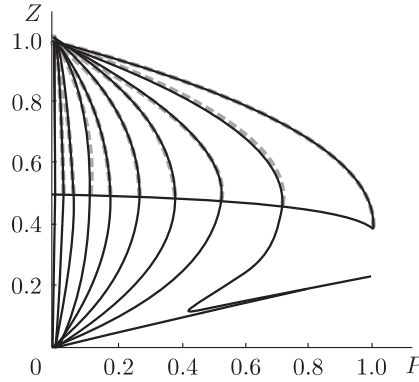


Figure 4: On this diagram the pressure is $P = P_r$. Coincidence of the Van-der-Waals isotherms (solid lines) with the isotherms from the author's model (dashed lines). The following isotherms are shown $T_r = 0.1, T_r = 0.2, T_r = 0.3, T_r = 0.4, T_r = 0.5, T_r = 0.6, T_r = 0.7, T_r = 0.8, T_r = 0.9, T_r = 1$. The value of $\gamma = \gamma(T_r)$ in equations (29)–(30) is determined from the relations on the Van-der-Waals spinodal $Z = Z_{sp}, P = P_{sp}$ for $a = 1$.

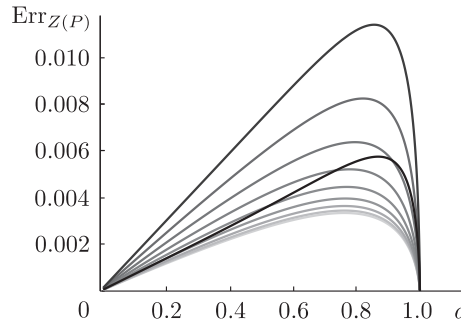


Figure 5: Discrepancy between the isotherms of the Van-der-Waals model and the isotherms obtained from the new distribution; $a = e^{\mu/T_r}$ is the activity, T_r is the reduced temperature. The maximal discrepancy is ~ 0.01 for $T_r = 0.9$ (the effect of $K \neq \infty$ is substantial).

In Figure 5, it is shown how the isotherms of the ideal gas (in the new sense) obtained from (29)–(30), differ from the isotherms of the Van-der-Waals model. The figure shows that the isotherms practically coincide except at points near critical values. In regions with less than critical parameter values, the coincidence is up to 0.006%, while at points near critical

values the error is of the order of 0.01%. Note the important point $0.9T_c$. At that point, the maximal discrepancy between the isotherms is observed. It is of the order of ~ 0.01 .

For isotherms corresponding to temperatures less than the Temperley temperature (“cluster-free liquids”), we obtain a very precise coincidence between the isotherms constructed according to the distribution (29)–(30) and the isotherms coming from the Van-der-Waals model. The temperature $T_{\text{Temperley}}$ specifies a boundary above which the number K (maximal occupation number) becomes infinite.

9 Liquids

Now let us consider liquids.

In liquids collisions of molecules occur so often that they limit the number of collective degrees of freedom of the molecules to two and hamper their arbitrary motion. The system of prohibitions for the collection of molecules can be considered in a more detailed and complicated way in the framework of their quantum-mechanical description (see [37])

We will call *congestion* any state of a system of molecules for which the collective number of degrees of freedom is less than two. The liquids that we consider are systems of molecules in the state of congestion.

Let us consider some analogies. In a normal state, an individual locust has 3 degrees of freedom (in the sense that it can move in three independent directions). The uniting of locusts into a dense flock is similar to the phase transition of gas into liquid [38]. Another analogy has to do with human beings. A person in a crowd is subjected to a number of exclusions related to the people near him and to the psychology of crowds.

The above analogies correspond to the new notion of liquid consisting of noninteracting particles (balls) with less than two degrees of freedom – a generalization of the notion of hard liquid. A very similar model of liquid without attraction as a dense incompressible ideal gas was considered earlier by some physicists [39]–[40].

The value $\gamma = 0$ (or, what is the same, the value 2 for the number D of degrees of freedom) is in a certain sense critical. The author proved in [41], that if $\gamma < 0$, the spectrum near zero becomes very sparse (compare (2)). This means that a *gap* is formed between the zero energy level and the energy level nearest to it.

This situation shows that the density (concentration) of particles on the zero energy level does not depend on the chemical potential μ . This density for the Van-der-Waals model can be calculated as a function of temperature:

$$\rho_0(T_r) = \frac{3}{2} + \sqrt{\frac{9}{4} - \frac{8T_r}{3}}. \quad (31)$$

The “theoretical” curves shown in Figures 6 and 7 were constructed by using the relations derived in the author’s model

$$\rho \equiv -\frac{\tilde{\Lambda}(\gamma)}{\zeta(2 + \gamma_c)} T_r^{1-\gamma} \text{Li}_{1+\gamma}(-a) + \rho_0(T_r), \quad (32)$$

$$P_r = -\frac{\Lambda(\gamma)}{\zeta(2 + \gamma_c)} T_r^{2-\gamma} \text{Li}_{2+\gamma}(-a), \quad (33)$$

where $\gamma \leq 0$ and the polylogarithms are defined by (6), as well as by the following integral formula

$$-\text{Li}_s(-z) = \frac{1}{\Gamma(s)} \int_0^\infty \frac{t^{s-1}}{e^t/z + 1} dt. \quad (34)$$

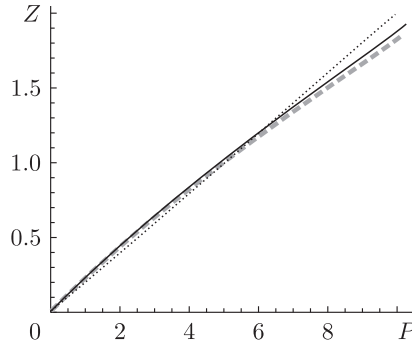


Figure 6: On this plot, $P = P_r$. The isotherm here is $T = T_{\text{Temperley}} = 3^3/2^5 T_c$. The solid line is the Van-der-Waals isotherm, the hashed line is the isotherm of the generalized ideal gas with two degrees of freedom ($\gamma = 0$), the dotted line is the straight line joining the point $P_r = 0, Z = 0$ to the point $T = T_{\text{Temperley}}$ on the Zeno line.

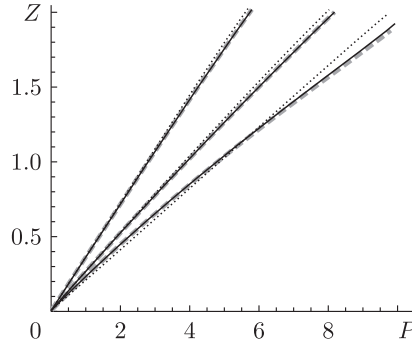


Figure 7: On this plot $P = P_r$. There are three isotherms with $T_r = 0.4$, $T_r = 0.6$, $T_r = 0.8$. The solid lines are the Van-der-Waals isotherms, the hashed lines are the isotherms from the author's model, the dotted lines are straight lines passing through the point $P_r = 0, Z = 0$ and the corresponding point on the Zeno line (i.e., on the line $Z = 1$).

In order to find all unknown constants needed to determine the “theoretical” liquid isotherms, we must satisfy two boundary conditions by choosing the liquid binodal curve and the Zeno line $Z = 1$. For the liquid binodal, we have

$$\begin{aligned} P_r|_{\text{bin}} &= \frac{\Lambda(\gamma)}{\zeta(2 + \gamma_c)} T_r^{2+\gamma} (-\text{Li}_{2+\gamma}(-e^{\mu_{\text{bin}}/T_r})), \\ \rho_{\text{bin}} &= \rho_0(T_r) + \frac{\tilde{\Lambda}(\gamma)}{\zeta(2 + \gamma_c)} T_r^{1+\gamma} (-\text{Li}_{1+\gamma}(-e^{\mu_{\text{bin}}/T_r})). \end{aligned} \quad (35)$$

Similar relations for $P_r|_{\text{Zeno}}$ and ρ_{Zeno} have the form

$$\begin{aligned} P_r|_{\text{Zeno}} &= \frac{\Lambda(\gamma)}{\zeta(2 + \gamma_c)} T_r^{2+\gamma} (-\text{Li}_{2+\gamma}(-e^{\mu_{\text{Zeno}}/T_r})), \\ \rho_{\text{Zeno}} &= \rho_0(T_r) + \frac{\tilde{\Lambda}(\gamma)}{\zeta(2 + \gamma_c)} T_r^{1+\gamma} (-\text{Li}_{1+\gamma}(-e^{\mu_{\text{Zeno}}/T_r})). \end{aligned} \quad (36)$$

Relations (35)–(36) produce the plots shown in Figures 6 and 7.

The value ρ_0 remains the same of all values of the chemical potential μ .

All the isotherms of the liquid phase of the Van-der-Waals model for temperatures below the Temperley temperature ($0.84T_c$) pass through the point $Z = 0, P_r = 0$ on the Hougen–

Watson diagram, which is a node for all the isotherms, and so, for $T_r > 0.84T_c$ (more precisely, for $T_r \geq (3^3/2^5)T_c$) the isotherms are those of a “hard” liquid.

10 Boson–Fermion Transition in Mesoscopy

In the number theory, the transition from the boson branch to the fermion branch occurs in the mesoscopic region of small values of M . For isotherms in the usual thermodynamics and statistical physics with

$$\begin{aligned} N &= VT \operatorname{Li}_{1+\gamma}(a), \\ E &= VT^2 \operatorname{Li}_{2+\gamma}(a), \end{aligned} \tag{37}$$

where $V = \text{const}$ and $T = \text{const}$, this transition is sufficiently smooth.

As Bohr and Kalckar noted [18], the partition theory of integers and the Ramanujan formula (Hardy–Ramanujan theorem [42]) agree well with the Bohr model of the atomic nucleus. As the author noted, the fact that the fractional numbers are taken into account in the partition corresponds to the situation where the nucleus absorbs one neutron. Bohr considered the boson nucleus. The Ramanujan formula is also written for the boson branch of the partition. The nucleus after the capture of one neutron becomes a fermion. In this case, the nucleus spin experiences a jump.

The partition theory of integers and the new formulas obtained by the author in the partition theory [15], [43] allow one to see an analog of this jump, i.e., the branch point in the transition from the boson branch to the fermion branch. This agrees well with the initial model of spin and polarization as the model of the particle rotation.

Let us illustrate this transition in the two- and one-dimensional cases and for an arbitrary value $\gamma \leq 0$.

The self-consistent equation obtained by the author in [28], has the form

$$N = VT^{\gamma+1}(\operatorname{Li}_{1+\gamma}(a) - \frac{1}{(N+1)^\gamma} \operatorname{Li}_{1+\gamma}(a^{N+1})) \tag{38}$$

$$M = VT^{\gamma+2}(\operatorname{Li}_{2+\gamma}(a) - \frac{1}{(N+1)^{1+\gamma}} \operatorname{Li}_{2+\gamma}(a^{N+1})) \tag{39}$$

In mesoscopy, the observation time in which the equilibrium is reached is small. It is natural to divide the life time of a particle by the time of the equilibrium achievement.

This quantity is already noninteger. In this sense, one can assume that the number of particles which is less than 1 is meaningful and corresponds to the mesoscopy.

Now let us consider the mesoscopy.

We want to develop a number theory, namely, we want to consider the mesoscopic level, i.e., numbers less than 1. There is a known theory which generalizing the usual discrete theory to the continuous case, i.e., the case of \mathbb{R}^+ -numbers. In [44], [45], [46], this theory was called “abstract analytic number theory”. We call this theory “simplified continuous number theory”.

1. Because we compare number theoretical objects with physical notions, it is natural to consider a discrete number of particles which are more elementary than the molecule and which form a gas or a liquid. Therefore, as previously, for real numbers $A \in \mathbb{R}^+$, we introduce the standard notion of entier $[\cdot]$ which denotes the integer part of a real number. The symbol $[\cdot]$ of entier of a rational number determines a certain class of number equivalence.

For example, $[1, 1] \equiv [1, 21] \equiv [1.99] \equiv 1$. All numbers under the entier symbol enter the same equivalence class, and hence their entier is equal to 1.

2. We now consider the numbers such that $[A] \leq 1$. We restrict the fractional part of a number A to k decimal digits, we obtain a new mesoscopic digitation in the abstract analytic number theory.

By $[A]_k$ we denote a fractional number with entier A and k decimal digits. For example, for $k = 1$, $[3/2]_1 \equiv [1.5]_1 \equiv [1.599]_1 \equiv 1.5$. These number also form an equivalence class, because all of them have entier 1 and the first digit in their fractional part is 5. Thus, just as the equivalence class with respect to the entier, we consider the equivalence classes for the k th decimal digits. For example, the same equivalence class with respect to k contains all numbers from $0, \underbrace{99 \dots 9}_{k \text{ times}}$ to 0.

3. For the discrete fractional part of a number with $[A] = 0$, we introduce the notion of holes. The notion of “hole” was introduced by physicists Dirac and Frenkel, and hence it frightens the mathematicians who think that this notion concerns a very complicated field unknown to them. We introduce the notion of holes in number theory. Mathematically, this is a very simple notion. Let us explain it by an example.

In the bakery, the bread loaves are placed in cells on shelves. When the bread is sold, some cells become empty. The shop manager watching the goods can count the number of empty cells. The empty cells, i.e., the sold loaves, are just holes. To learn how many loaves had been sold, it is more convenient to count the holes rather than the filled cells, because an additional operation (subtraction of the number of unsold loaves from the initial number of loaves) would be required in the latter case.

A hole in number theory is associated with the quantity $\{A\} - 1$. For example,

$$0, \underbrace{99 \dots 9}_{k \text{ times}} - 1 = -0, \underbrace{00 \dots 0}_{k \text{ times}} 1.$$

Thus, the number $0, \underbrace{99 \dots 9}_{k \text{ times}}$ is the number of points (holes) complimentary to 1, which is equal to $-0, \underbrace{00 \dots 0}_{k \text{ times}} 1$.

We use this construction to ensure a smooth transition of a mesoscopic construction at the point $A \equiv 0$.

Remark 2. Gentile statistics can also be applied to negative numbers. Let $N_i \leq 0$ for i , and let $\sum N_i = N < 0$, $\sum i^{\gamma+1} N_i = M < 0$. If we replace the negative numbers by their absolute values, then we automatically transfer the Gentile statistics to negative numbers. It is convenient to consider the negative numbers on graphs in the negative domain. Then we can avoid the jump of the derivative⁸.

Thus we introduce negative numbers, i.e., holes, in the mesoscopic interpretation of the theory of partition of numbers with regard to repeated terms (the Bose–Einstein branch).

Remark 3. In this sense, the number M , to which we apply the partition, must also be negative. The number M corresponds to the energy. For example, the negative energy in the Dirac equation was constructed using the concept of holes and led to the discovery of positron, i.e., an antiparticle.

Is the construction proposed here related to the antiparticle of boson? Because the transition to negative values occurs at the same point, i.e., simultaneously, the proposed construction does not contradict the Dirac model.

⁸The formal transition from formulas of the Gentile statistics to negative N is impermissible.

The thermodynamics deals with neutral molecules. The mesoscopy studies elementary particles which constitute the molecules, for example, electrons.

The energy accumulation can be treated as a situation where the elementary particles are located not at the lower energy levels (according to the Gibbs formula) but on sufficiently high levels as in the case of the laser illumination. In such a situation, the equilibrium is preserved for a small time, and the particles fall to lower levels.

If an object is placed between parallel mirrors of finite dimensions, then the particles radiated at an angle to the mirrors fly away, but the particles reflected perpendicularly reinforce the effect of transition of other particles to the normal state. In the Gibbs formula, the phenomenon of particle transitions to higher levels corresponds to the condition

$$\frac{E}{T} < 0. \quad (40)$$

Sometimes, this is called a negative temperature.

The macroscopic thermodynamics is based on the famous Gibbs formula. If the temperature is measured in absolute units, then it follows that the energy becomes negative. This meaning of the energy accumulation which transforms the energy in the Gibbs formula into a negative quantity is in no way related to the negative energy in the Dirac equation and other equations which describe separate particles and have an infinite negative spectrum.

The negative value of the energy in thermodynamics and mesoscopic physics is related to the energy accumulation corresponding to the laser illumination, i.e., to the transition of particles to higher levels.

In 1958, the author constructed a mathematical trap for these rays [47] by slightly bending equidistant mirrors and significantly increasing their surfaces. This permits increasing the time of equilibrium achievement for the negative value of E/T . From the standpoint of the theorem proved below, this means that the greater the volume, the longer the storage time of the accumulated energy of mesoscopic particles and the lesser the value of the accumulated energy, as the graph in Fig. 8 shows.

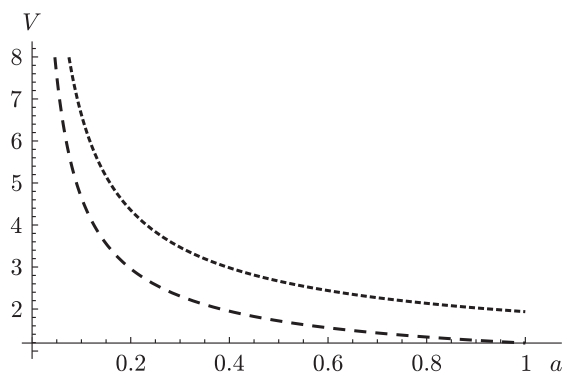


Figure 8: Dependence of the volume V on the activity a for which $N = 0$. The upper (dotted) curve was obtained for $\gamma = -0.5$, $T = 0.5$, $V_{\min} = 1.94$. The lower (dashed) curve was obtained for $\gamma = 0$, $T = 0.84$, $V_{\min} = 1.19$.

It follows from the author concept that, in the absence of external fluctuations, precisely this accumulated energy, like the Einstein mass defect (loss of a part of mass), generates two vortices in opposite directions in the topological BKT (Berezinskii–Kosterlitz–Thouless) phase transition. There are no external fluctuations in the number theory, and the effect of rotation in two directions can be proved rigorously⁹.

⁹A strict proof of origination of visually observable vortices in Helium-4 is outlined in Section 5 in [48].

In the one-dimensional case $\gamma = -1/2$, just as in the case of any $\gamma < 0$, the spin jump occurs in both the mesoscopy and the macroscopy.

In the laser example, the electrons rather than the molecules change the energy levels, and, as a rule, the number of electrons in each molecule is rather large.

Despite the fact that the macroscopic formula (38) implies the equality $N = 0$, where N is the number of molecules, the number of elementary particles creating the accumulated energy can be sufficiently large.

Now let us formulate the proposition.

Proposition 2. *For a given volume V , there is a point a_{\min} (tending to zero as $V \rightarrow \infty$) at which the branching occurs in different repeated limits: (1) first as $a \rightarrow a_{\min}$, $a < a_{\min}$, and then as $N \rightarrow 0$; (2) first as $N \rightarrow 0$, and then as $a \rightarrow a_{\min}$.*

The proof of this proposition with regard to the theory of partition of the integer M corresponds to the case

$$\frac{cx}{\sqrt{x^2 + y^2}}, \quad (41)$$

i.e., to the vortex.

First, we consider the case $\gamma = 0$.

According to the self-consistent equation obtained from Gentile statistics, there is an expression for N derived by the author in [28] and appearing in other publications:

$$N = VT(-\ln(1-a) + \ln(1-a^{N+1})). \quad (42)$$

The Gentile statistics for the number M gives the following relation

$$\frac{M}{T} = VT(\text{Li}_2(a) - \frac{1}{(N+1)} \text{Li}_2(a^{N+1})). \quad (43)$$

11 Quantization of Activity and Energy of Gödel Numbering

In Gentile statistics, the energy M can uniquely be expressed in terms of the activity a by formulas (38) and (39). Therefore, it seems that if we fix the temperature T and the volume V , then the energy quantization must uniquely determine the corresponding quantization of the activity a . The energy quantization is a consequence of quantum mechanics, in particular, of the Schrödinger equation. But in comparison with number theory, in particular, following the Bohr–Kalckar correspondence principle, we run into a conflict with the Einstein formula $E = \Delta mc^2$ and quantum theory. Possibly, precisely this mismatch underlies Einstein’s obstinate resistance to quantum theory, where the major breakthrough was made by Niels Bohr and also belongs to the Einstein–Podolsky–Rosen paradox.

As was shown in [15], [43], and [49], where the Einstein formula was transferred to number theory, this formula is related to fractional parts of rational numbers. This implies that the quantity Δm , at least in the initial version of the nucleus concept, is not an integer. Therefore, the nucleus binding energy, both total and specific, cannot be expressed in terms of any integer number.

In the Bohr model, the nucleus is considered as a potential well of a finite value, i.e., a smooth analog of potential well with a finite barrier. According to Bohr, the potential is a sufficiently smooth function with a smooth barrier which is surmounted by an incoming or an outgoing nucleon.

In formulas (38) and (39), there are two constants, which must be determined and expressed in terms of experimental data obtained for this particular nucleus. These constants are the volume V , which was introduced in number theory in the work [45], and the temperature T .

The Gibbs formula contains the dimensionless ratio M/T (M is the energy). In the case $\gamma = 0$, i.e., in the two-dimensional case, formulas (38) and (39) can be written in the form (42) and (43). First, we determine the value of the quantity $W = VT$ starting from the experimental value of the nucleus binding energy divided by the temperature. This quantity can be measured sufficiently accurate for the Helium-4 nucleus. We are interested in the curves, shown in Fig. 8, which correspond to the number $N = 0$ and the number $N = 1/\log(a)$. In this case, we expand the relations under study with respect to a small quantity $N = 1/\log(a)$.

In formula (43), we must determine the maximal-in-activity value of the right-hand side to obtain the maximal ratio M/T , which was calculated experimentally for the Helium nucleus. The second term in the right-hand side of (43) can be neglected. Then we obtain a relation between the quantity $W = VT$ and the experimental value of M/T for the Helium nucleus. Thus, formula (43) implies

$$W = \frac{M}{T\zeta(2)}, \quad (44)$$

because $\text{Li}_2(1) = \zeta(2)$.

The expansion in a series of Eq. (42) in a small N has the form

$$N = VTa \left(\frac{N \ln(a)}{a-1} - \frac{N^2 \ln^2(a)}{2(a-1)^2} \right) + o(N^3 \ln^3(a)). \quad (45)$$

Dividing Eq. (45) by N , we obtain (up to $o(N^2 \ln^2(a))$).

$$1 = VTa \left(\frac{\ln(a)}{a-1} - \frac{N \ln^2(a)}{2(a-1)^2} \right) + o(N^2 \ln^2(a)). \quad (46)$$

We use Eq. (46) to express N in terms of a , T , and V :

$$N = \frac{2(a-1)(aTV \ln(a) - a + 1)}{aTV \ln^2(a)} + O(N^2). \quad (47)$$

Now we expand formula (43) in small N up to $o(N \ln(a))$ and obtain the relation

$$\frac{M}{T} = VNT (\text{Li}_2(a) + \ln(1-a) \ln(a)). \quad (48)$$

Substituting N from (47) into (48), we express M in terms of a , T , and V as follows:

$$M = \frac{2T(a-1)(aT \ln(a) - a + 1)}{aV \ln^2(a)} (\text{Li}_2(a) + \ln(1-a) \ln(a)). \quad (49)$$

Figure 9 illustrated the dependence $M(a)$ for $\gamma = 0$, $T = 0.84$, and $V = 50$. It follows from formula (48) that $M \rightarrow 1/\log(a)$ as $a \rightarrow 0$. The experiment for Helium-4 gives the value $M/T = 6.31457 \cdot 10^{10}$.

It follows from 46 that the value $N = 1/\log(a)$ divides the interval $[a=0, N=0]$ in half as $a \rightarrow 0$, which permits determining the desired digitation of the activity a from the asymptotics as $a \rightarrow 0$ of the solution of the equation.

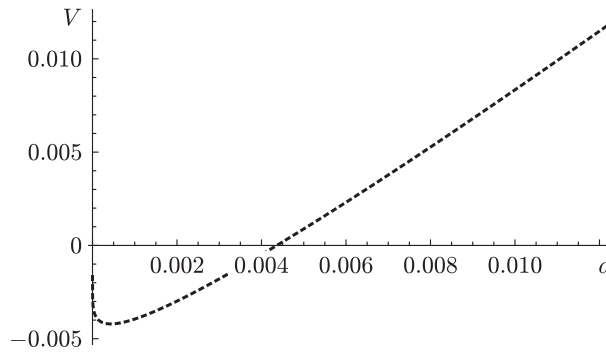


Figure 9: Dependence of M on a for $\gamma = 0$, $T = 50$, $V = 50$. The straight line corresponds to relations (37).

The point $W = M/T\zeta(2)$ corresponds to the minimal value of a which divides the entire axis of activity. For Helium-4, this value is equal to $a_0 = 1.56734 \cdot 10^{-14}$. For $W = VT = 2.0072 \cdot 10^{12}$, relation (48) allowed one to determine the value M/T at the point $a = a_0$ and to obtain the derivative at this point. The value of the energy $M/T = -0.0305093$ is comparatively small. But the derivative of the expression M/T with respect to a is sufficiently large. It is greater than 10^{11} (cf. Fig. 8). Thus, although the barrier height is not large, it resembles a potential well, because its derivative is very large.

So we arrived at the quantization of the activity a depending on the nucleus binding energy and hence on the barrier height, i.e., on the potential containing a nucleus. This potential corresponds to the potential gap in the Bohr model of nucleus. In other words, we obtained the quantization corresponding to this potential, but this is not the Schrödinger quantization but the mesoscopic quantization.

What does this construction mean from the standpoint of analogy with physics? In physics, there is a famous Gibbs law which states that, in a time interval, sometimes very short, the particles at energy levels of a certain potential tend to go down to lower levels, especially, if these levels are free. An analog of this law is the mesoscopy law stating that, at the point of boson-fermion transition, and hence at the point of spin jump, an elementary particle tries to occupy a lower level and to spent the accumulated energy for the nucleus transition from boson to fermion state, i.e., to spent the energy for the spin jump.

How this situation can be understood from the standpoint of transition of Helium-6 in Helium-5? Under the action of some forces, the neutrons jump out of the nucleus shell thus changing their mass and forming a cloud around the shell itself. In the case of Helium-6, the first shell is formed by the stable Helium-4, and the second, by Helium-6. This double shell is called a coat.

The potential describing such a coat consists of two humps. The first hump corresponds to Helium-4, and the second hump which is hot high for all 6 neutrons corresponds to Helium-6. When one of the two neutron located in the coat flies out of the nucleus, there arise Helium-5, which is described by the mesoscopic energy. This energy is very small, namely, the life time of Helium-6 is equal to 1 second, but the life time of Helium-5 is equal to 10^{-12} second. .

The neutron remaining in the coat starts to rotate about the shell of Helium-4 (alpha particles of radius $2 \cdot 10^{-13}$ cm) still remaining inside the shell of Helium-6. Since the mesoscopic energy is very small, this neutron make nearly 20 revolutions about the nucleus of Helium-4, and then its life terminates. The energy acquired by the neutron corresponds, as the physicists used to say, to the transition of the nucleus from an excited state into the normal state. If we speak from the standpoint of number theory, then the state, which is

said to be excited by the physicists, is normal, i.e., as was mentioned above, the Gibbs law cannot be applied to number theory. An analog of the Gibbs law is here the transition of all elements to a point (level) of activity equal to zero (see Fig. 9). The mesoscopic energy is not related to the Einstein energy but is related to the activity quantization, which was performed above.

Thus, the activity quantization and the energy corresponding to the particle transition from one activity level to another one correspond to a new type of energy which is not related to the Einstein energy formula containing the mass defect parameter. This energy cannot also be explained by the Schrödinger equation. This is the mesoscopic energy, which takes place in number theory, where no attraction or repulsion forces between separate elements and no general potential forces can be applied.

We note that the notion of spin was first introduced under the assumption the the nucleus spin is related to the nuclear rotation about its axis. The mathematic concept showed that the spin jump is related to the vortex phenomenon, which is called a focus in mathematics. In the above example with helium, the physical picture shows that this vortex is not the nuclear rotation about the nucleus axis but the neutron rotation about a small nonrotating center, as in the case of typhoon vortex but on a different scale.

It should be noted once again that the first who brilliantly noticed the relationship between the model of atomic nucleus with the Hardy–Ramanujan theorem and the entropy in the theory of atomic nucleus was the founder of quantum theory and the father of atomic bomb, the great Niels Bohr.

Let us consider the case $\gamma < 0$.

Let us expand the right-hand side of (38) in powers of N as $N \rightarrow 0$.

Using the following identity for the polylogarithm

$$z \frac{\partial \text{Li}_s(z)}{\partial z} = \text{Li}_{s-1}(z), \quad (50)$$

let us write out the following Taylor expansion in small N :

$$\frac{1}{(N+1)^\gamma} = 1 - \gamma N + \frac{1}{2}(\gamma^2 + \gamma) N^2 + O(N^3),$$

$$\text{Li}_{1+\gamma}(a^{N+1}) = \text{Li}_{\gamma+1}(a) + N \log(a) \text{Li}_\gamma(a) + \frac{1}{2} N^2 \log^2(a) \text{Li}_{\gamma-1}(a) + o(N^3 \ln^3(a)).$$

This implies

$$\begin{aligned} \text{Li}_{1+\gamma}(a) - \frac{1}{(N+1)^\gamma} \text{Li}_{1+\gamma}(a^{N+1}) &= N(\gamma \text{Li}_{\gamma+1}(a) - \log(a) \text{Li}_\gamma(a)) \\ &+ \frac{1}{2} N^2 (\gamma^2 (-\text{Li}_{\gamma+1}(a)) - \gamma \text{Li}_{\gamma+1}(a) - \log^2(a) \text{Li}_{\gamma-1}(a) + 2\gamma \log(a) \text{Li}_\gamma(a)) + o(N^3 \ln^3(a)). \end{aligned} \quad (51)$$

Then (38) will acquire the form (up to $o(N^2 \ln^2(a))$):

$$\begin{aligned} \frac{N}{V} &= T^{\gamma+1} [N(\gamma \text{Li}_{\gamma+1}(a) - \log(a) \text{Li}_\gamma(a)) \\ &+ \frac{1}{2} N^2 (\gamma^2 (-\text{Li}_{\gamma+1}(a)) - \gamma \text{Li}_{\gamma+1}(a) - \log^2(a) \text{Li}_{\gamma-1}(a) + 2\gamma \log(a) \text{Li}_\gamma(a))]. \end{aligned} \quad (52)$$

Let us divide equation (52) by N :

$$\begin{aligned} \frac{1}{V} &= T^{\gamma+1} [(\gamma \text{Li}_{\gamma+1}(a) - \log(a) \text{Li}_\gamma(a)) \\ &+ \frac{1}{2} N (-\gamma^2 - \gamma) \text{Li}_{\gamma+1}(a) - \log^2(a) \text{Li}_{\gamma-1}(a) + 2\gamma \log(a) \text{Li}_\gamma(a)]. \end{aligned} \quad (53)$$

This implies

$$1 + VT^{\gamma+1}(\gamma \text{Li}_{\gamma+1}(a) - \log(a) \text{Li}_{\gamma}(a)) + \frac{VT^{1+\gamma}}{2}N \left(-(\gamma^2 + \gamma) \text{Li}_{\gamma+1}(a) - \log^2(a) \text{Li}_{\gamma-1}(a) + 2\gamma \log(a) \text{Li}_{\gamma}(a) \right) = 0 \quad (54)$$

and we obtain

$$N = -2 \frac{1 + VT^{\gamma+1}(\gamma \text{Li}_{\gamma+1}(a) - \log(a) \text{Li}_{\gamma}(a))}{VT^{1+\gamma} \left(-(\gamma^2 + \gamma) \text{Li}_{\gamma+1}(a) - \log^2(a) \text{Li}_{\gamma-1}(a) + 2\gamma \log(a) \text{Li}_{\gamma}(a) \right)} \quad (55)$$

The solution of Eq. (38) for $a < a_{\min}$ is trivial: $N = 0$.

With regard to the asymptotics as $N \rightarrow 0$, Eq. (39) can be transformed as

$$\begin{aligned} M &= VT^{\gamma+2}(\text{Li}_{2+\gamma}(a) - \frac{1}{(N+1)^{1+\gamma}} \text{Li}_{2+\gamma}(a^{N+1})) \\ &= VNT^{\gamma+2}[(1+\gamma) \text{Li}_{2+\gamma}(a) - \log(a) \text{Li}_{1+\gamma}(a)] + o(N^2 \ln^2(a)). \end{aligned} \quad (56)$$

Substituting the value of N from (55) into (56), we have

$$\frac{M}{T} = -2 \frac{\left(1 + VT^{\gamma+1}(\gamma \text{Li}_{\gamma+1}(a) - \log(a) \text{Li}_{\gamma}(a)) \right) \left((1+\gamma) \text{Li}_{2+\gamma}(a) - \log(a) \text{Li}_{1+\gamma}(a) \right)}{\left(-(\gamma^2 + \gamma) \text{Li}_{\gamma+1}(a) - \log^2(a) \text{Li}_{\gamma-1}(a) + 2\gamma \log(a) \text{Li}_{\gamma}(a) \right)}. \quad (57)$$

Replacing $\text{Li}_s(a)$ by a for $a \rightarrow 0$, we obtain

$$\frac{M}{T} \approx -2 \frac{(1 + VT^{\gamma+1}(\gamma a - \log(a)a))((1+\gamma)a - \log(a)a)}{-(\gamma^2 + \gamma)a - \log^2(a)a + 2\gamma \log(a)a}. \quad (58)$$

Finally, we have

$$M \approx \frac{1}{\ln(a)}. \quad (59)$$

The one-dimensional case is obtained for $\gamma = -0.5$.

The mathematical relationship between number theory and thermodynamics is based on the notion of entropy. The passage from the boson branch through the point $M = 0$ to the fermion branch is accompanied by the accumulation of energy. An separate particle cannot change the spin that it has, but a small number of particles (mesoscopy) can. We see that the jump in the spin is accompanied by the loss of accumulated energy of particles. On the other hand, at the point $a = a_{\min}$ uniqueness breaks down and a vortex appears (see. (41))

Acknowledgments

The author is deeply grateful to professor V.S. Vorobiev for fruitful discussions as well as for checking all the diagrams and verifying the author's model on the basis of the latest experimental results for nitrogen. The author is also grateful to E.P. Loubenets for useful discussions, and D.S. Minenkov and E. I. Nikulin for help in calculations and construction of graphs.

References

- [1] Maslov V. P. Undistinguishing Statistics of Objectively Distinguishable Objects: Thermodynamics and Superfluidity of Classical Gas. *Math. Notes* 2013; **94** (5):722-813.
- [2] Maslov V. P. New Construction of Classical Thermodynamics and UD-Statistics. *Russian J. Math. Phys.* 2014; **21** (2):256-284.
- [3] Maslov V. P. Thermodynamics and Economics: Overview. *Reference Module in Earth Systems and Environmental Sciences*. Elsevier; 2014.
- [4] Dobrokhoto S. Yu., Karasev M. V., Kolokoltsov V. N., et al. Award of the State Prize of the Russian Federation in Science and Technology (2013) to Victor Maslov. *Probability Theory and Applications* 2014; **59** (2):2009–2013.
- [5] Landau L. D. and Lifshits E. M. *Statistical Physics*. Moscow: Nauka; 1964 [in Russian].
- [6] Kadomtsev B. B. *Dynamics and Information*. Moscow, Uspekhi Fizicheskikh Nauk; 1999 [in Russian].
- [7] Landau L. D. and Lifshits E. M. *Quantum Mechanics: Non-Relativistic Theory*, 2nd ed. Moscow:Nauka; 1964 [in Russian]; (translation of the 1st ed., Pergamon Press, London–Paris and Addison-Wesley Publishing Co., Inc., Reading, Mass.; 1958).
- [8] Maslov V. P. and Shvedov O. Yu. *The Complex Germ Method in Many-Particle Problems and in Quantum Field Theory*. Moscow: Editorial URSS; 2000 [in Russian].
- [9] V. P. Maslov, “Hidden variables in the theory of measuring,” *Math. Notes* **102** (6), (2017).
- [10] Dai W.-S., Xie M. Gentile statistics with a large maximum occupation number. *Annals of Physics* 2004 **309**:295–305.
- [11] Maslov V. P. The relationship between the Van-der-Waals model and the undistinguishing statistics of objectively distinguishable objects. The new parastatistics. *Russian J. Math. Phys.* 2014; **21** (1):99–111.
- [12] Vershik A. M. Statistical mechanics of combinatorial partitions, and their limit shapes,” *Funktsional. Anal. i Prilozhen.* 1996; **30** (2): 19–39 [Functional Anal. Appl. 1996; **30** (2):90–105].
- [13] Maslov V. P. Nazaikinskii V. E. On the rate of convergence to the Bose-Einstein distribution. *Math. Notes* 2016; **99** (1):95–109.
- [14] Maslov V. P. Case of less than two degrees of freedom, negative pressure, and the Fermi–Dirac distribution for a hard liquid,” *Math. Notes* 2015; **98** (1):138–157.
- [15] V. P. Maslov, ‘ ‘New Insight into the Partition Theory of Integers Related to Problems of Thermodynamics and Mesoscopic Physics,” *Math. Notes* **102** (2) 234– 251 (2017).
- [16] *Albert Einstein—Hedwig and Max Born, Briefwechsel* 1916–1955 (Nympherburger Verlagshandlung, München, 1969).

- [17] J. D. Cockcroft and E. T. Walton, "Experiments with high velocity positive ions. II. The disintegration of elements by high velocity protons," *Proc. Royal Soc. A* **137**, 229–242 (1932).
- [18] N. Bohr and F. Kalckar "On the transformation of atomic nuclei due to collisions with material particles," *Uspekhi Fiz. Nauk* **20** (3), 317–340 (1938).
- [19] N. Bohr and J. A. Wheeler, "The mechanism of nuclear fission," *Phys. Rev.* **56**, 426–450 (1939).
- [20] E. M. Lifshits and L. P. Pitayevskii, *Theoretical Physics*, Vol. X: *Physical Kinetics* (Fizmatlit, Moscow, 2007) [in Russian].
- [21] E. M. Lifshits and L. P. Pitaevskii, *Statistical Physics*, Vol. X: Part 2: *Theory of Condensed State* (Nauka, Moscow, 1978; Pergamon, Oxford, 1980).
- [22] F. C. Auluck and D. S. Kothari, "Statistical mechanics and the partitions of numbers," *Math. Proc. Cambridge Philos. Soc.* **42**, 272–277 (1946).
- [23] B. K. Agarwala and F. C. Auluck, "Statistical mechanics and the partitions into non-integral powers of integers," *Math. Proc. Cambridge Philos. Soc.* **47** (1), 207–216 (1951).
- [24] A. Rovenchak, *Statistical Mechanics Approach in the Counting of Integer Partitions*, arXiv: 1603.01049v1 [math-ph] 3 Mar 2016.
- [25] B. Ya. Frenkel, *Yakov Il'ich Frenkel* (Nauka, Moscow–Leningrad, 1966) [in Russian].
- [26] *Handbook of Mathematical Functions with Formulas, Graphs, and Mathematical Tables*, Ed. by M. Abramowitz and I. Stegun (Dover Publications, New York, 1972; Nauka, Moscow, 1979), pp. 825–826.
- [27] V. P. Maslov, "A Model of Classical Thermodynamics Based on the Partition Theory of Integers, Earth Gravitation, and Quasiclassical Asymptotics I," *Russian J. Math. Phys.* **24** (3), 354–372 (2017).
- [28] V. P. Maslov, "Threshold levels in Economics and Time Series," *Math. Notes* **85** (3–4), 305–321 (2009).
- [29] Maslov V. P. *Perturbation Theory and Asymptotical Methods*. Moscow: Izd. Moskov. Univ.; 1965; Paris: Dunod; 1972 [in Russian and French].
- [30] Bayfield J. E. *Quantum Evolution*. New York–Toronto: John Wiley and Sons; 1999.
- [31] Römer H. *Theoretical Optics*. Weinheim: Wiley-VCH; 2005.
- [32] Maslov V. P., Fedoriuk M. V. *Semi-Classical Approximation in Quantum Mechanics*. Dordrecht–Boston–London: D. Reidel Publishing Company; 1981.
- [33] Maslov V. P. On the Van-der-Waals forces. *Math. Notes* 2016; 99 (2):284–289.
- [34] Maslov V. P. Gas–amorphous solid and liquid–amorphous solid phase transitions. Introduction of negative mass and pressure from the mathematical viewpoint. *Math. Notes* 2015; 97 (3):423–430.
- [35] Temperley H. N. // *Proc. Phys. Soc. (L.)* 1947; **59**:199–205.

- [36] Burshtein A. I. Molecular Physics. Novosibirsk: Nauka; 1986 [in Russian].
- [37] Percival I. C. Semiclassical theory of bound states. Advances in Chemical Physics, **36**, edited by Ilya Prigogine and Stuart A. Rice. New-York-London-Sydney-Toronto: John Wiley and Sons; 1977: 1–62.
- [38] Maslov V. P. Theory of chaos and its application to the crisis of debts and the origin of the inflation. Russian J. Math. Phys. 2009; **16** (1):103–120.
- [39] Anselm A. I. Foundations of Statistical Physics and Thermodynamics. Moscow: Nauka; 1973 [in Russian].
- [40] Eyring H. J., Lin S.H., Lin S. M. Basic chemical kinetics. New York: John Wiley and Sons Inc; 1980.
- [41] Maslov V. P. Two-fluid picture of supercritical phenomena. Teoret. Mat. Fiz. 2014; **180** (3):1095–1128. [Theoret. and Math. Phys. 2014; **180** (3):1095–1128].
- [42] G. H. Hardy and S. Ramanujan, “Asymptotic formulae in combinatorial analysis,” Proc. London Math. Soc. (2) **17**, 75–115 (1917).
- [43] V. P. Maslov, “The Bohr–Kalckar correspondence principle and a new construction of partitions in number theory,” Math. Notes **102** (4), 533–540 (2017).
- [44] A. G. Postnikov, *Introduction to Analytic Number Theory* (Nauka, Moscow, 1971).
- [45] V. P. Maslov and V. E. Nazaikinskii, “Conjugate variables in analytic number theory. Phase space and Lagrangian manifolds,” Math. Notes **100** (3), 421–428 (2016).
- [46] V. P. Maslov, S. Yu. Dobrokhotov, and V. E. Nazaikinskii, “Volume and entropy in abstract analytic number theory and thermodynamics,” Math. Notes **100** (6), 828–834 (2016).
- [47] V. P. Maslov, “Asymptotics of eigenfunctions of equations with boundary conditions on equidistant curves and the distance between electromagnetic waves in the waveguide,” Dokl. Akad. Nauk SSSR **123** (4), 631–633 (1958).
- [48] V. P. Maslov, “Topological phase transitions in the theory of partitions of integers,” Russian J. Math. Phys. **24** (2), 249–260 (2017).
- [49] V. P. Maslov, “Bounds of the repeated limit for the Bose–Einstein distribution and the construction of partition theory of integers,” Math. Notes **102** (4), 583–586 (2017).