

A Novel Information Theoretic Framework for Finding Semantic Similarity in WordNet

Abhijit Adhikari, Shivang Singh, Deepjyoti Mondal, Biswanath Dutta, Animesh Dutta

Abstract—*Information content* (IC) based measures for finding *semantic similarity* is gaining preferences day by day. Semantics of concepts can be highly characterized by *information theory*. The conventional way for calculating IC is based on the probability of appearance of concepts in corpora. Due to data sparseness and corpora dependency issues of those conventional approaches, a new corpora independent *intrinsic* IC calculation measure has evolved. In this paper, we mainly focus on such intrinsic IC model and several topological aspects of the underlying ontology. Accuracy of intrinsic IC calculation and semantic similarity measure rely on these aspects deeply. Based on these analysis we propose an information theoretic framework which comprises an intrinsic IC calculator and a semantic similarity model. Our approach is compared with state of the art semantic similarity measures based on corpora dependent IC calculation as well as intrinsic IC based methods using several benchmark data set. We also compare our model with the related Edge based, Feature based and Distributional approaches. Experimental results show that our intrinsic IC model gives high correlation value when applied to different semantic similarity models. Our proposed semantic similarity model also achieves significant results when embedded with some state of the art IC models including our's.

Index Terms—Semantic similarity, information content, ontology, WordNet.

1 INTRODUCTION

SEMANTIC MEASURES [38] are widely accepted nowadays to evaluate the proximity of semantic relationship between elements of various types: units of language, diseases, genes, geographical locations and so on. There are two main notions in semantic measures. One is semantic similarity [38], [47] and another is *semantic relatedness* [38], [47]. Actually in informal way both describes how concept A is related to concept B. But there is a significant difference between semantic similarity and semantic relatedness. Semantic similarity considers only taxonomical relationships for measuring the semantic strength between two concepts [47], e.g. rafting and water polo both are similar because both are water sports. Whereas semantic relatedness considers taxonomic and non taxonomic relations (e.g. meronymy [47], functionality, cause effect, etc.) between concepts [47], e.g. food poison and stomach pain both are related. Food poison is the cause of stomach pain. In this paper, our concern is semantic similarity between two concepts.

In a nutshell semantic similarity is more difficult to model than semantic relatedness, because later is a more general in relationship [41]. Semantic similarity between

concepts has high importance from many years in artificial intelligence and cognitive science. It has been successfully applied directly or indirectly in several areas like word sense disambiguation [23], synonym detection [3], automatic spelling error detection and correction [24], thesauri generation [25], information extraction [26], [27], semantic annotation [28], ontology merging [29] etc.. Semantic similarity has been also applied in the field of formal concept analysis [30] like, clustering of structured resources [31], question answering [32], development of recommender systems [33], and multi-agent systems [34]. In the field of geo-informatics semantic similarity is used to compute how well two geographic concepts are related based on their domain specific ontology like geo-net-pt [37]. There are several biomedical ontologies available nowadays. Some well known examples are SNOMED-CT [35], MeSH [36] etc. Due to availability of such large well structured resources in biomedical domain, interests have been growing in finding semantic similarity assessments based on these ontologies in biomedical domains. They are mainly used to compare genes and proteins based on similarity of their functions rather than on their sequence similarity [54].

Several measures for finding semantic similarity between two concepts have been proposed till now. Those measures are broadly classified as *distributional measure* [38] and *knowledge based measure* [38]. Distributional measure totally relies on corpus and has several limitations. Indexing and ranking mechanisms used in search engines make distributional measure biased in nature [41]. Statistical distribution based on words of this measure also overlooks the fact that the semantic units can be Multi Word Entity (MWE) [41]. Beside these, in distributional measure the words to be compared must have to occur at least few times in the corpus. Even sense tagged corpora are hardly available for comparing semantics between two concepts by this measure

- Abhijit Adhikari is with the Department of Information Technology, National Institute of Technology, Durgapur, West Bengal, India 713209.

E-mail: abhijitbitmesra@gmail.com

- Shivang Singh is with Amdocs, India.

E-mail: shivangsingh777@gmail.com

- Deepjyoti Mondal is with the Department of Information Technology, National Institute of Technology, Durgapur, West Bengal, India 713209.

E-mail: djmdeveloper060796@gmail.com

- Biswanath Dutta is with the DRTC, Indian Statistical Institute, Bangalore, Karnataka, India 560059.

E-mail: dutta2005@gmail.com

- Animesh Dutta is with the Department of Information Technology, National Institute of Technology, Durgapur, West Bengal, India 713209.

E-mail: animeshnit@gmail.com

[38]. Due to availability of large number of ontologies in several domains, semantic similarity based on knowledge based measures are gaining preferences over distributional measures. Knowledge based measure depends on user defined resources such as thesauri, taxonomies or encyclopedias, as the context of comparison [41].

Several approaches in knowledge based paradigm are available like, *edge-based* [38] approach considers the similarity as a function of distance which separates two concepts in the ontology and *feature-based* [38] strategy evaluates a concept as a set of features. The features of a concept are usually considered as the set of concepts subsuming it, i.e. its ancestors. Another approach from knowledge based measures relies on information theory [38] which assesses the similarity of concepts according to the amount of information they provide, i.e. their information content (IC). This IC measure is one of the best measures among all proposed ones. The similarity value gained by this measure is more accurate and effective than others. This information theoretic approach for finding semantic similarity is actually a two folded process. First step is to calculate IC of each concepts. In second step these IC values are used to calculate semantic similarity between any two concepts. In initial stages, calculation of IC relies completely on corpus, i.e. IC of any concept is calculated based on the frequencies of that concept evaluated from the corpus where the concept or its any of the instance is used. Problem of this method is, it suffers from data sparsity. Beside this, for having tagged corpora we need huge human efforts though, accuracy of this measure is higher than distributional measures. To overcome the loopholes of the earlier IC calculation technique, an intrinsic IC calculation technique has been evolved. This intrinsic approach totally relies on the ontology that is used for finding semantic similarity. This approach out-performs the existing corpus based IC calculation techniques. An efficient semantic similarity measure embedded with an efficient intrinsic IC calculator as a whole can out perform other state of the art semantic similarity measures.

Our main contributions of this paper are given below:

- This paper is an extension work of our earlier research [40]. In that work, we have proposed a novel intrinsic IC calculator. In the earlier research we have tested our IC calculator by three classical semantic similarity calculators based on a smaller benchmark data set. In our current paper we check our IC model more thoroughly using bigger benchmark data set. We also evaluate performance by embedding proposed IC model with some more state of the art semantic similarity checkers. It is shown in this paper that our IC model with some specific semantic similarity calculator gives better results than any of the state of the art IC calculation models.
- This paper also proposes a novel technique for measuring semantic similarity between two concepts. Our semantic similarity calculator gives significant similarity scores based on the proposed IC calculator. Others IC calculator also gives significant results when applied to our semantic similarity calculator.

The rest of the paper is organized as follows: In section 2 we discuss about previous works in related domain. Section

3 defines scope of the current work. Section 4 discusses the proposed system model and metric used. Section 5 and 6 describe the proposed solution, and experiments respectively. Section 7 concludes the paper.

2 RELATED WORK

Finding semantic similarity based on IC is basically a two folded process. Those are calculating IC and measuring semantic similarity based on calculated IC.

A. IC calculation model: The core part of calculating semantic similarity of two concepts depends on finding IC first. The more accurate the IC calculation technique is, the more accurate evaluated similarity value would be. So, calculating IC with more perfection is very much crucial. This IC calculation technique also can be divided as

A.1 Corpora based IC calculation techniques:

Resnik [1] has first proposed corpora based IC calculation measure. This type of *information theoretic* approaches for calculating IC of any concept, depend on the inverse of the probability of that concept's frequency in the underlying corpus where it is used:

$$IC(c) = -\log(p(c)) \quad (1)$$

So, a concept which is more frequent has less IC than a concept having less frequency. IC of a concept from an ontology monotonically decreases as one goes towards root node. For calculating IC of a concept of any ontology depends on all of its taxonomical hyponyms' frequencies in the corpus. So, probability of that concept is calculated in the following way:

$$p(c) = \frac{\sum_{w \in W(c)} freq(w)}{N} \quad (2)$$

where, $W(c)$ is the set of terms in the corpus whose senses are subsumed by concept c . N is the total number of corpus terms contained in the taxonomy. Lin [3], Jiang and Conrath [2] have extended Resnik's similarity measures but have used Resnik's Corpora based IC calculation techniques. For the accurate computation of concept appearance probabilities, word sense must be determined in the corpus as textual corpora contains words. These concepts are modeled by ontology. This process needs to remove ambiguity and requires proper annotation of each concept found in the corpus. Any kind of changes made in the taxonomy or in the corpus, recomputation is needed each time for the affected concepts. This process is time consuming and need human intervention. The size and nature of the input highly effect the resulting probability. The ontology should be more complete. Corpora's contents should be sufficient with respect to the ontology scope and large enough to avoid data sparseness. Though Brown corpus [22] may be suitable for WordNet [21] [42] ontology, but more specific corpora is needed for domain ontologies. So, scalability issue and data sparseness [5] hamper the applicability of this earlier IC calculation model.

A.2 Intrinsic IC calculation techniques:

To overcome the loopholes mentioned in sub-section A.1, several authors [1], [4], [5], [6], [7], [8] have proposed intrinsic IC computation model. In this model, we do not have to rely on any corpora for calculating IC. IC is calculated based on the ontology itself. Seco et al. [5] have formulated IC

calculations technique intrinsically first. Seco's model relies on number of concept hyponyms of the underlying ontology in the following way:

$$IC_{seco}(c_i) = \frac{\log(\frac{hypo(c_i)+1}{max_{wn}})}{\log(\frac{1}{max_{wn}})} \quad (3)$$

where, $hypo(c_i)$ represents number of hyponyms the concept c_i has and max_{wn} represents maximum number of concepts the taxonomy has. WordNet is considered as underlying taxonomy in their approach. The problem of this model is, concepts of same number of hyponyms but different generality will result same similarity value. To tackle this problem Zhou et al. [7] have introduced relative depth with number of hyponyms of the concept:

$$IC_{zhou}(c_i) = K(1 - \frac{\log(hypo(c_i) + 1)}{\log(node_{max})}) + (1-K) \frac{\log(deep(c_i))}{\log(deep_{max})} \quad (4)$$

Introducing depth as weighted feature is problematic as the weight represents a parameter that must be empirically tuned. To avoid this problem Sánchez et al. [6] have introduced a new intrinsic model for IC calculation:

$$IC_{david}(c_i) = -\log(\frac{\frac{leaves(c_i)}{subsumers(c_i)} + 1}{max_{leaves} + 1}) \quad (5)$$

Still some problems remain in this model. Concepts having same number of subsumers and leaves but different hyponym structure and different number of hyponyms will generate same IC values. That means both concepts have same meaning. But they should convey different information. Meng et al. [8] have proposed a new model again to overcome this above mentioned problem of eq. 5. They have considered depth of the concept and depth of each hyponym of the concept. David Sánchez [4] has proposed again a new IC calculation model based on commonness of a concept. Actually this model relies on number of subsumers of leaf nodes of the concept whose IC is being calculated in the following way:

$$IC_{david}(c_i) = -\log(\frac{commonness(c_i)}{commonness(root)}) \quad (6)$$

where, $commonness(c_i) = \sum commonness(l), \forall l \mid l$ is a leaf node $\wedge l$ is subsumed by concept c_i and c_i is not a leaf node. $commonness(l) = \frac{1}{subsumers(l)}$. Qingbo et al. [50] have proposed a new intrinsic IC calculation model with some different topological factors in the following way:

$$IC_{qingbo}(c_i) = f_{depth}(c_i) * (1 - f_{leaves}(c_i)) + f_{hypernyms}(c_i) \quad (7)$$

where, $f_{depth}(c_i)$, $f_{leaves}(c_i)$, $f_{hypernyms}(c_i)$ are defined as follows

$$f_{depth}(c_i) = \frac{\log(depth(c_i))}{\log(max_depth)} \quad (8)$$

$$f_{leaves}(c_i) = \frac{\log(leaves(c_i) + 1)}{\log(max_leaves + 1)} \quad (9)$$

$$f_{hypernyms}(c_i) = \frac{\log(hyper(c_i) + 1)}{\log(max_nodes)} \quad (10)$$

where c_i is the evaluated concept in the ontology, and $depth(c_i)$, $hyper(c_i)$ and $leaves(c_i)$ corresponds to its depth, the number of its hypernyms, and the number of

its leaves respectively. In addition, max_depth , max_nodes and max_leaves are three constants concerned with the background ontology.

B. Semantic similarity measure based on IC: There are basically three classical semantic similarity measures available which are used by authors to judge the performance of their IC models. Resnik [1] has first proposed IC based semantic similarity measure. According to Resnik similarity between two concepts depends upon IC of their *least common subsumer* (LCS) (i.e. the concept which subsume both the concepts and has maximum depth among all other subsumers of those concepts) in the following way:

$$Sim_{res}(c_i, c_j) = \max(IC(LCS(c_i, c_j))) \quad (11)$$

$Sim(c_i, c_j)$ represents semantic similarity between concepts c_i and c_j throughout this paper. If the concepts under consideration do not have any common subsumers then their similarity will be considered as zero. The problem of Resnik is any pair of concepts having same LCS will have same similarity value. To overcome this problem Lin [3] and Jiang and Conrath [2] has extended Resnik's work by considering IC of the each evaluated concepts. Lin considered Resnik's similarity formula and has made a ratio with summation of individual IC of each concept:

$$Sim_{lin}(c_i, c_j) = \frac{2 \times Sim_{res}(c_i, c_j)}{IC(c_i) + IC(c_j)} \quad (12)$$

Jiang and Conrath have proposed similarity between two concepts in terms of distance between two concepts using IC:

$$Dist_{j\&c}(c_i, c_j) = IC(c_i) + IC(c_j) - 2 \times Sim_{res}(c_i, c_j) \quad (13)$$

If we take opposite of distance we will get similarity scores from Jiang and Conrath measure.

Apart from these three classical semantic similarity calculators Pirró et al. [48] and Montserrat Batet [47] also have proposed some IC based semantic similarity calculators. Pirró et al. have presented a framework, which maps the feature-based model of semantic similarity into the information theoretic domain. They call their model as FaITH model. The model looks like:

$$Sim_{FaITH}(c_i, c_j) = \frac{IC(LCS(c_i, c_j))}{IC(c_i) + IC(c_j) - IC(LCS(c_i, c_j))} \quad (14)$$

Pirró et al. have used IC model defined by Seco et al. in their FaITH model of semantic similarity. Montserrat Batet [47] mapped an edge counting semantic similarity measure into an IC based semantic similarity model in the following way:

$$Sim_m = -\log \frac{IC(c_i) + IC(c_j) - 2 \times IC(LCS(c_i, c_j)) + 1}{2 \times max_IC} \quad (15)$$

In this model, Montserrat Batet has used Sánchez's IC model (equation 5) for calculating IC. Apart from all these IC based semantic similarity models, many authors have proposed several non-IC based measures for calculating semantic similarity. Rada et al. [10], Wu and Palmer [11], Leacock et al. [12], Li et al. [13] are few of them who proposed edge-counting semantic similarity measures. Rodríguez et al. [14],

Tversky [15], and Petrakis et al. [16] have proposed feature-based models for semantic similarity calculation. Bollegala et al. [17] Chen et al. [18], Sahami et al. [19], Gledson et al. [45] are some of the authors who have proposed distributional semantic similarity calculation models. Bollegala et al. [44] has proposed again a Web Snippet and Page-count based approach where they have introduced some clustering with their previous work [17]. We do not discuss much about these non IC based semantic similarity model, as our main concern is semantic similarity model based on intrinsic IC calculation technique.

3 SCOPE OF THE WORK

According to the IC-model proposed by Meng et al., there is a possibility that two concepts have same hyponym structure and stay in the same depth but with different number of subsumers. In that case both concepts have also same

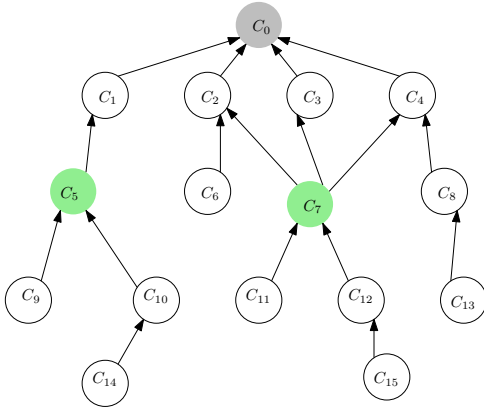


Fig. 1: An example ontology of hyponymy-hypernymy relationship.

IC value, which is not expected as the topological structure of both concepts in the ontology is different. Consider Fig. 1, where concept c_5 and c_7 both have same depth. Both the concepts have same number of hyponyms and their structures are also same. But the differences present in the structure of subsumers which actually define the concreteness of any concept. Both have different number of subsumers. Topological arrangement of those subsumers are also different. It is quiet obvious that the more we consider topological details, the more there is chances to get accurate IC values of concepts. Actually in this model of Meng et al. both the concepts have different type of inheritance. c_5 has no multiple inheritance and c_7 has multiple inheritances. So, they should not result in same IC value because number of multiple inheritance of the concept should have some significant weightage in deciding IC intrinsically. Again according to the model proposed by David Sánchez (eq. 6) [4], relies on only the number of subsumers of leaves of the concept whose IC is going to be calculated. But according to the Fig. 2, there are two concepts c_3 and c_{10} which are at different depths. c_3 at depth 1 and c_{10} at depth 3. Both has single leaf node. Now leaf node of c_3 has six numbers of subsumers and leaf node of c_{10} also has six numbers of subsumers then c_3 and c_{10} will have same IC. But it should not happen as both the concepts are at different depth and

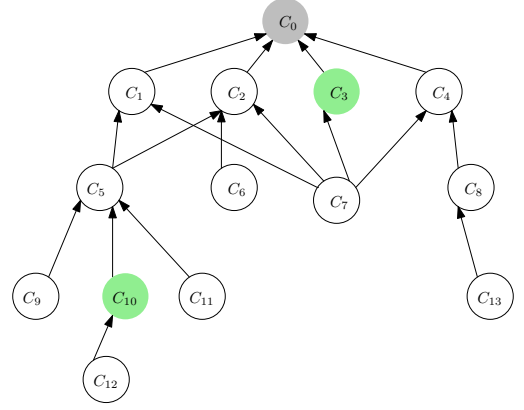


Fig. 2: An example ontology of hyponymy-hypernymy relationship.

as we know that the more deep we proceed in any ontology the more greater IC the node possess [52]. Along with this, topological structure of subsumers of both the leaves are also different.

It is quite evident that without an effective semantic sim-

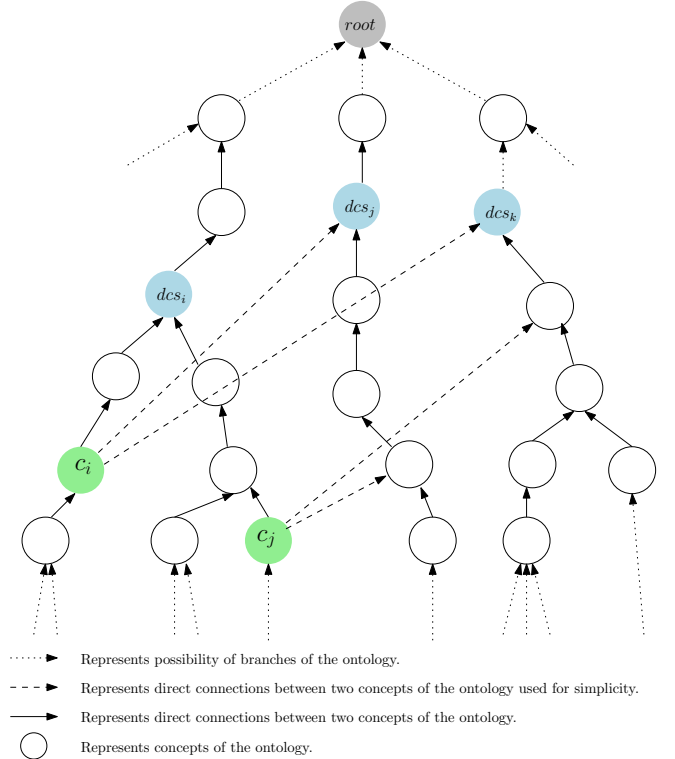


Fig. 3: A partial view of an example ontology with hyponymy-hypernymy relationship and members of set $DCS(c_i, c_j)$.

ilarity calculator, we can not determine semantic similarity between two concepts more accurately based on semantics. We find some new aspects which are missing in existing competing methods to incorporate into a semantic similarity calculation model. $DCS(c_i, c_j)$ is one of them. $DCS(c_i, c_j)$ is defined in definition 8 and Algorithm 1 shows the procedure to find $DCS(c_i, c_j)$.

To overcome the above mentioned issues we need to

design a novel intrinsic IC calculation model along with a novel semantic similarity calculation model which can generate better *correlation coefficient* value when applied to benchmark data. That is why, we propose a new intrinsic IC calculation model based on several structural aspects of the ontology. These aspects are discussed in section 5. Apart from IC calculation technique, we also propose a novel semantic similarity calculator in this paper.

4 SYSTEM MODEL AND METRIC USED

The problem can be efficiently modeled by the notion of *discrete mathematics* [51]. An Ontology O is a connected graph $G(V, E)$ where vertex set V represents set of concepts, i.e. $V = \{c_0, c_1, c_2, \dots, c_n\}$, and edge set E represents relation R between concepts. So, $R \subseteq V \times V$ where $R \in \text{Hyponym} \vee \text{Hypernym}$. Along with this, R is transitive and neither reflexive nor symmetric in nature. IC of a concept is denoted as $IC(c) \mid c$ is a concept. $IC(c) \in [0, 1]$. $IC(\text{root})$ in any topology is zero. Maximum value of IC could be 1 and the concept having IC value 1 must be a leaf node. $Sim(c_i, c_j)$ denotes the semantic similarity calculator for concepts c_i and c_j . $Sim(c_i, c_j) \in [0, 1]$.

We use correlation coefficient [20] as metric to check performance of our proposed information theoretic framework. For finding correlation coefficient we need two sets of data, X and Y . When two sets of data are strongly linked together then we say they are highly correlated. correlation coefficient value ranges between -1 to +1. The formula for calculating correlation is as follows:

$$r_{xy} = \frac{\sum_{i=1}^n (x_i - \bar{x})(y_i - \bar{y})}{\sqrt{\sum_{i=1}^n (x_i - \bar{x})^2 \sum_{i=1}^n (y_i - \bar{y})^2}} \quad (16)$$

where, $X = (x_1, x_2, \dots, x_n)$ and $Y = (y_1, y_2, \dots, y_n)$. $(x_i - \bar{x})$ is the difference between each term of set X and mean of set X and $(y_i - \bar{y})$ is the difference between each term of set Y and mean of set Y . We have compared this correlation value with correlation values of several existing semantic similarity calculation model to measure performance of our IC calculation models along with our semantic similarity model. In the current work, we round up all the correlation coefficient values up to two decimal places.

5 PROPOSED SOLUTION

In this section we present our model for calculating IC intrinsically and model for finding semantic similarity based on calculated IC. Before going to discuss our solution we present some definition which we consider in our framework throughout. Following this we describe our proposed solution.

5.1 Definitions

Definition 1. $Hyponyms(c) = \{a \mid a \in V \wedge \forall a, a \preceq c\}$, i.e. all the concepts which are subsumed by the concept c .

Definition 2. $Instance\ hyponyms(c) =$ It represents specific (usually real world) instance of node c . e.g. instance hyponym of mountain is Everest.

Definition 3. $deep(c) =$ It represents minimum distance of c from *root* node of the ontology.

Definition 4. $Subsumers(c) = \{a \in V, c \in V \mid c \preceq a\} \cup \{c\}$, $c \preceq a$ means that c is a hierarchical specialization of a . where, V is the set of concepts in the ontology.

Definition 5. $Leaves(c) = \{l \in V, c \in V \mid l \in hyponyms(c) \wedge l \text{ is a leaf}\}$, where, V be the set of concepts of the ontology, l is a leaf iff $Hyponyms(l) = \phi \wedge Instance\ hyponyms(l) = \phi$.

Definition 6. $nmih(c) =$ number of subsumers which are directly connected to the concept c by a single link in the ontology.

Definition 7. *Multiple Inheritance* = If a concept c has more than one direct subsumers, then we can say the concept c has multiple inheritance.

Definition 8. $DCS(c_i, c_j) =$ It stands for Disjoint Common Subsumers. It represents set of those nodes which subsume both c_i and c_j but none of them are related to each other by Hyponym-Hypernym relation. Members of the set $DCS(c_i, c_j)$ are denoted as *dcs*.

Pictorially *dcs* is shown in Fig. 3. According to Fig. 3 there are three *dcs* present for concepts c_i and c_j . Those are coloured as light blue. Procedure for calculating *dcs* is formally written in Algorithm 1. First, consider four empty sets. Those are, $DCS(c_i, c_j)$, $DCS_{suspect}(c_i, c_j)$, S_i , S_j . Secondly, store all the subsumers of concept c_i and c_j in S_i and S_j respectively. Find the intersection of these two sets S_i and S_j . Store them in $DCS_{suspect}(c_i, c_j)$. Perform a sorting operation on the set $DCS_{suspect}(c_i, c_j)$ in descending order based on depth of each element of that set. Pick the largest element as first *dcs* from the set $DCS_{suspect}(c_i, c_j)$ and assign to $DCS(c_i, c_j)$. Discard the element from $DCS_{suspect}(c_i, c_j)$. Pick the next largest element x from $DCS_{suspect}(c_i, c_j)$ and check whether any of the element of $DCS(c_i, c_j)$ is hyponym of x . If none of the elements of $DCS(c_i, c_j)$ are hyponym of x then add this x into set $DCS(c_i, c_j)$ and discard it from $DCS_{suspect}(c_i, c_j)$. Otherwise discard x from $DCS_{suspect}(c_i, c_j)$ only, and do not add to $DCS(c_i, c_j)$. Do it until all the elements of $DCS_{suspect}(c_i, c_j)$ are checked.

Algorithm 1 Calculating $DCS(c_i, c_j)$

- Step 1.** Start
 - Step 2.** Initialize set $DCS(c_i, c_j) \leftarrow \phi$, set $DCS_{suspect}(c_i, c_j) \leftarrow \phi$, set $S_i \leftarrow \phi$, set $S_j \leftarrow \phi$.
 - Step 3.** For concept c_i add all Subsumers(c_i) to set S_i and for concept c_j add all Subsumers(c_j) to set S_j .
 - Step 4.** set $DCS_{suspect}(c_i, c_j) \leftarrow S_i \cap S_j$.
 - Step 5.** Sort elements of set $DCS_{suspect}(c_i, c_j)$ in descending order based on depth of each elements.
 - Step 6.** Assign the largest element of the set $DCS_{suspect}(c_i, c_j)$ as first *dcs* to $DCS(c_i, c_j)$.
 - Step 7.** set $DCS_{suspect}(c_i, c_j) \leftarrow DCS_{suspect}(c_i, c_j) - DCS(c_i, c_j)$.
 - Step 8.** for each element x in $DCS_{suspect}(c_i, c_j)$
 - if any member of $DCS(c_i, c_j)$ is in the set $Hyponym(x)$
 - discard that node x from $DCS_{suspect}(c_i, c_j)$
 - else add x to $DCS(c_i, c_j)$ and repeat Step 7.
 - Step 9.** End
-

5.2 Our approach

5.2.1 Our intrinsic IC calculation model:

Designing an IC calculation model to quantify information for each and every concepts of the ontology in an intrinsic way is really a hard challenge. In this section we present a

new intrinsic model to compute IC of a concept from WordNet. It is quite obvious that the more we consider structural aspects of the ontology, the more are the chances of getting accurate results in finding IC. Depth of any concept is one of the important factors in calculating IC. That is why leaves at different depth should not have same IC value. Again two nodes having same hyponym structures and staying in the same depth but having different number of subsumers should not have same IC value. Also nodes having different depth but same number of subsumers should not have same IC. So, another key factor is number of multiple inheritance the concepts have. According to our observation, IC of any concept is inversely proportional to the number of multiple inheritance. Apart from this, number of subsumers of any concept is directly proportional with its IC value. Number of hyponyms are also important factor as it decides generality of the concept and it is inversely proportional with the IC. Based on this notion and considering several other topological factors, we propose a new intrinsic IC calculation model in this paper as follows:

$$\begin{aligned}
 IC_{our}(c) &= \frac{\log(\text{deep}(c) + 1)}{\log(\text{deep}_{max} + 1)} \\
 &\times (1 - \log(\frac{\frac{\text{leaves}(c) \times (\text{nmih}(c))}{\text{leaves}_{max}}}{\text{subsumer}(c)} + 1)) \\
 &\times (1 - \frac{\log((\sum_{a \in \text{hypo}(c)} \frac{1}{\text{deep}(a)} + 1)}{\log(\text{node}_{max})})}
 \end{aligned} \quad (17)$$

where, $\text{deep}(c)$ is depth of concept c , deep_{max} is maximum depth of the Ontology (in our case WordNet version 3.0), $\text{leaves}(c)$ is number of leaves of concept c , $\text{nmih}(c)$ is number of multiple inheritances of concept c , leaves_{max} is maximum number of leaves of the ontology, $\text{subsumer}(c)$ is number of subsumers of concept c , $\text{hypo}(c)$ is number of hyponyms of concept c , node_{max} is maximum number of nodes in the ontology. In our experimental setup when ever we need to use $\text{hypo}(c)$, we include all the members of Instance hyponyms(c) in the set of $\text{hypo}(c)$.

5.2.2 Our Semantic Similarity calculation model based on IC:

After getting the IC of concepts, it is the responsibility of a semantic similarity calculator to measure semantic similarity accurately. So, we also concentrate on desining a novel semantic similarity calculator and propose a new model which can act based on our IC model as well as others'. In designing our own model we consider pure information theoretic perspective and some structural aspects of the underlying ontology. We introduce Disjoint Common Subsumer (DCS). We give weightage to this DCS structural aspect of ontology and also consider some ratio factors for formulating our model as follows:

$$Sim_{our}(c_i, c_j) = \frac{\sum_{r=1}^m \{ \frac{IC(dcs_r)}{IC(c_i)+1} + \frac{IC(dcs_r)}{IC(c_j)+1} \}}{m} \quad (18)$$

where, m denotes size of the set $DCS(c_i, c_j)$ for concepts c_i and c_j . Every dcs have some vital contribution for deciding semantic similarity between two concepts. Each member of $DCS(c_i, c_j)$ actually holds the semantic similarity factor

of any two concepts c_i and c_j . It gives a new semantic-dimension to the concepts under consideration and enhance the scope of each concept to be semantically similar to each other. We consider this dimension also. Again, the more distant, concepts c_i and c_j are from dcs_r , the more dissimilar the two concepts would be. Because, a concept gets more concreteness while it goes deeper from its root in the ontology. So, when the concept goes deeper from its dcs , it gets more IC value. Concreteness also gets higher of that concept. The ratio factor $1/\{IC(c_j) + 1\}$ gets smaller due to increasing IC value and it also becomes a factor for reducing the overall semantic similarity between concepts. So, we consider dcs with individual concept's IC ratio model and propose equation 18.

It is important to note that in WordNet, several words have multiple senses(synsets), i.e. $W = \{s_1, s_2, s_3, \dots, s_n\}$. These words are called polysemic words. In such cases we have computed semantic similarity based on the following formula:

$$Sim(W_x, W_y) = \max(sim(s_{xi}, s_{yj})) \quad (19)$$

where, s_{xi} , s_{yj} are senses (i.e. concepts or synsets in the WordNet ontology) of polysemic words W_x and W_y respectively. We use a linear transformation of Jiang and Conrath distance formula (eq. 13) to a semantic similarity function which has been used by Seco et al.:

$$Sim(c_i, c_j) = 1 - (\frac{IC(c_i) + IC(c_j) - 2 \times Sim_{res}(c_i, c_j)}{2}) \quad (20)$$

6 EXPERIMENTS

In this section, we describe first the experimental setup in subsection 6.1. We describe results gained by our experiment along with discussions regarding our results in subsection 6.2.

TABLE 1: Shows competing methods used in our paper.

Approach	Description
Resnik [1]	IC(corpora-based)
Lin [3]	IC(corpora-based)
Jiang and Conrath [2]	IC(corpora-based)
Seco et al. [5]	IC (intrinsic)
Zhou et al. [7]	IC (intrinsic)
Sánchez et al.2011 [6]	IC (intrinsic)
Sánchez et al.2012 [4]	IC (intrinsic)
Montserrat Batet et al. [47]	IC (intrinsic)
Meng et al. [8]	IC (intrinsic)
Qingbo et al. [50]	IC (intrinsic)
Pirró et al. [48]	IC (intrinsic)
Rada et al. [10]	Edge-counting
Wu and Palmer [11]	Edge-counting
Leacock and Chodorow [12]	Edge-counting
Li et al. [13]	Edge-counting
Rodriguez and Egenhofe [14]	Feature-based
Tversky [15]	Feature-based
Petrakis et al. [16]	Feature-based
Aida Valls et al. [46]	Feature-based
Bollegala et al. [17]	Distributional
Chen et al. [8]	Distributional
Sahami and Heilman [19]	Distributional
Gledsone et al. [45]	Distributional
Danushka Bollegala et al. [44]	WebSnippst and Page-count based

6.1 Experiment Setup

Our background ontology is WordNet version 3.0. It has more than 1,00,000 English concepts and are organized in a very meaningful way according to human cognition. There are four different topologies under the whole WordNet version 3.0. Those are noun, verb, adjective and adverb. In our experiment, we consider only the noun. There are many polysemic words under WordNet. Each word is composed of several synsets. Each synset represents a distinct sense. Every synset has a set of synonyms. Synsets are interlinked by means of conceptual-semantic and lexical relations. For data set we have used Miller and Charles' [9] benchmark data and Wordism similarity goldstandard [4] benchmark data set. Miller and Charles have assessed 30 noun pairs by 38 students based on a scale of 0 (semantically unrelated) to 4 (highly synonymous). Wordism similarity goldstandard is a part of the well-known WordSim353 [53] test collection. It consists of a set of 203 word-pairs. But as we consider only noun-pairs for our measure, only 201 word-pairs from that wordism data set are taken under consideration. Remaining two word-pairs are not nouns. These benchmark data is considered as de facto data due to extensive use in many related works to assess performance of their models. We use NLTK (Natural Language Toolkit) [39] which is a leading platform to access WordNet version 3.0. We use python as implementation language. NLTK provides easy-to-use interfaces to cover 50 corpora and lexical resources such as WordNet, along with a suite of text processing libraries for classification, parsing, tokenization, semantic reasoning and so on. For fair comparison of our proposed information theoretic semantic similarity framework with state of the art methods we have implemented all the intrinsic IC based competing methods of TABLE 1 in our experimental setup. In order to evaluate our IC model we use three different classical semantic similarity models along with Pirro et al. mentioned in section 2 and our proposed semantic similarity model. Proposed semantic similarity calculator has also been evaluated using several IC models including our IC model.

6.2 Results and Evaluation

In this subsection, we show all the experimental results and provide a thorough comparison of our proposed semantic similarity framework with the existing competing methods. Individual semantic similarity scores, obtained by our IC calculation approach when applied to Resnik, Lin, J&C and Pirro semantic similarity models for each 30 noun pairs of M&C benchmark data, is shown in TABLE 2. Similarity scores obtained by our proposed semantic similarity measure based on our proposed IC calculation model and IC model proposed by Meng et al. for M&C benchmark data set, has also been showcased in TABLE 2. Similarity scores, obtained by our IC calculation approach when applied to Resnik, Lin, J&C and Pirro semantic similarity models for Wordism similarity goldstandard data set, is shown in TABLE 1 to TABLE 4 in Appendix A. Similarity scores obtained by our proposed similarity measures with our proposed IC model and IC model proposed by Meng et al. for Wordism similarity goldstandard data set, has also been showcased in TABLE 1 to TABLE 4 in Appendix A.

We first compare our intrinsic IC model with some corpora based information theoretic approach. For this we select Resnik, Lin, and J&C semantic similarity measures with corpora based IC calculation techniques. TABLE 3 shows correlation coefficient values obtained by these similarity calculation techniques and proposed intrinsic IC-model based semantic similarity measure. In TABLE 3 the last column shows correlation values with respect to Miller and Charles' benchmark data. We show a bar-chart for this particular experiment depicted in Fig. 4. *X* axis shows different semantic similarity measures. *Y* axis shows correlation coefficient value with M&C data set. This bar-chart compares correlation coefficient values of our proposed intrinsic IC based semantic similarity measure versus state of the art semantic similarity measures based on corpora based IC calculation technique. TABLE 3 and Fig. 4 clearly show that our proposed intrinsic IC model with our proposed semantic similarity model and with the Pirro's semantic similarity model give far better results than corpora based IC calculation techniques. Our semantic similarity model with Meng's intrinsic IC model also gives better result than any of the corpora based IC calculation techniques.

We evaluate our proposed IC model and proposed semantic similarity model with existing intrinsic IC based semantic similarity models. For this evaluation we select all of the competing intrinsic IC based semantic similarity methods enlisted in TABLE 1. Based on our IC model and 30 noun pairs, we get correlation coefficient value of 0.86 using Resnik semantic similarity measure. Using our IC with Lin semantic similarity model, we get 0.86 correlation coefficient value and using Jiang and Conrath semantic similarity measure we get 0.84 correlation coefficient value. Our IC with Pirro et al. and our IC with our semantic similarity model also gives 0.86 correlation value. All the correlation coefficient values found by our IC model are within the upper limit for 30 noun pairs which is 0.88 [1] and the upper bound for 28 noun pairs is 0.90 [1]. Correlation values by Resnik, Lin, Pirro and our semantic similarity measures based on our intrinsic IC calculation model are very close to the upper bound. Results obtained by Resnik, Lin, Pirro and our semantic similarity model based on our IC model are similar. On the contrary, in other's IC models there are significant gap exists between these measures. Also Resnik shows very poor results based on other IC models. Whereas based on our IC model with 30 noun pairs and 201 noun pairs, we get best correlation coefficient found ever by Resnik means. Our semantic similarity model with Meng et al. IC calculation model shows more significant results than existing IC based measures. It gives 0.87 correlation with M&C benchmark data. Fig. 5 shows the comparison of correlation coefficient values of our proposed semantic similarity measure embedded with Meng et al. IC model and our's versus state of the art intrinsic IC based semantic similarity measures. It also shows correlation coefficient values of some of the existing similarity measures embedded with our intrinsic IC model versus state of the art intrinsic IC based semantic similarity measures. *X* axis shows different semantic similarity measures. *Y* axis shows correlation coefficient value with M&C data set. TABLE 4 shows detailed correlation coefficient values of different semantic similarity calculation techniques based on different intrinsic IC models

TABLE 2: Correlations and semantic similarity scores obtained by our intrinsic IC calculation approach (eq.17) when applied to Resnik’s, Lin’s, Jiang and Conarth’s, Pirro’s and Our’s semantic similarity measures for each noun pairs of the Miller and Charles’ benchmark data-set of 30 noun pairs.

Noun pairs	Resnik(IC computed as eq.(17))	Lin(IC computed as eq.(17))	Jiang&Conarth (IC computed as eq.(17))	Pirro(IC computed as eq.(17))	Our Sim(IC computed as eq.(17))	Our Sim(IC computed as Meng)
1.Car-automobile	0.704	1.000	1.000	1.000	0.826	0.815
2.Gem-jewel	0.701	1.000	1.000	1.000	0.824	0.806
3.Journey-voyage	0.663	0.905	0.930	0.826	0.766	0.753
4.Boy-lad	0.537	0.897	0.938	0.813	0.673	0.633
5.Coast- shore	0.491	0.935	0.966	0.879	0.645	0.587
6.Asylum-madhouse	0.775	0.975	0.980	0.952	0.864	0.849
7.Magician-wizard	0.564	1.000	1.000	1.000	0.721	0.680
8.Midday-noon	0.782	1.000	1.000	1.000	0.877	0.863
9.Furnace-stove	0.199	0.274	0.473	0.159	0.231	0.207
10.Food-fruit	0.128	0.190	0.649	0.105	0.153	0.103
11.Bird-cock	0.488	0.753	0.840	0.604	0.598	0.587
12.Bird-crane	0.488	0.721	0.811	0.564	0.589	0.578
13.Tool-implement	0.405	0.913	0.961	0.840	0.561	0.535
14.Brother-monk	0.618	0.933	0.956	0.876	0.744	0.714
15.Crane-implement	0.262	0.463	0.696	0.302	0.339	0.316
16.Lad-brother	0.161	0.268	0.561	0.155	0.201	0.170
17.Journey-car	0.000	0.000	0.337	0.000	0.000	0.000
18.Monk-oracle	0.161	0.248	0.511	0.141	0.195	0.163
19.Cemetery-woodland	0.090	0.145	0.469	0.078	0.111	0.078
20.Food-rooster	0.048	0.082	0.457	0.042	0.063	0.000
21.Coast-hill	0.301	0.553	0.756	0.382	0.390	0.325
22.Forest-graveyard	0.090	0.145	0.469	0.078	0.111	0.078
23.Shore-woodland	0.090	0.181	0.593	0.099	0.120	0.085
24.Monk-slave	0.161	0.291	0.607	0.170	0.208	0.176
25.Coast-forest	0.090	0.169	0.559	0.092	0.117	0.083
26.Lad-wizard	0.161	0.277	0.579	0.160	0.203	0.172
27.Chord-smile	0.155	0.227	0.471	0.128	0.184	0.122
28.Glass-magician	0.123	0.202	0.530	0.112	0.153	0.131
29.Noon-string	0.050	0.077	0.396	0.040	0.061	0.000
30.Rooster-voyage	0.000	0.000	0.153	0.000	0.000	0.000
CORRELATION:	0.86	0.86	0.84	0.86	0.86	0.87

TABLE 3: Shows correlation coefficient values of three classical information theoretic semantic similarity measures based on corpora based IC calculation technique and correlation values obtained by our proposed framework.

Similarity measures (with IC model)	Type	No. of noun pairs	Correlation with M&C
Resnik (IC computed as Resnik [1])	IC(corpora- based)	28	0.72
Lin (IC computed as Resnik [1])	IC(corpora- based)	28	0.70
Jiang and Conrath (IC computed as Resnik [1])	IC(corpora- based)	28	0.73
Resnik (IC computed by our model)	IC (intrinsic)	30	0.86
Lin (IC computed by our model)	IC (intrinsic)	30	0.86
Jiang and Conrath (IC computed by our model)	IC (intrinsic)	30	0.84
Pirro (IC computed by our model)	IC (intrinsic)	30	0.86
Our_Sim (IC computed by our model)	IC (intrinsic)	30	0.86
Our_Sim (IC computed by Meng et al. model)	IC (intrinsic)	30	0.87

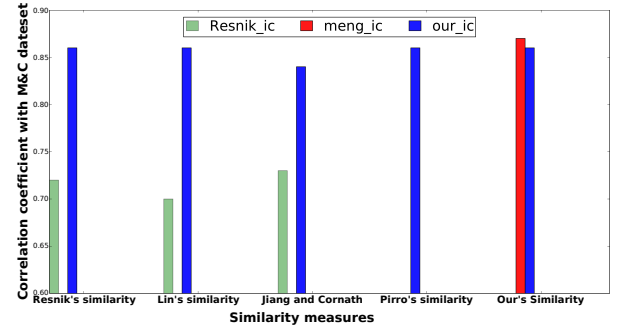


Fig. 4: Correlation coefficient values obtained by our proposed framework vs. state of the art semantic similarity measures based on corpora based IC calculation technique.

. TABLE 4 also shows results obtained by our proposed framework. In this TABLE 4 the last columns shows correlation values with respect to Miller and Charles’ benchmark data.

There are several non-IC based methods available for measuring semantic similarity between concepts. So, we compare proposed IC model and semantic similarity model with these non-IC based models. TABLE 5 shows correlation coefficient values of different non-IC based semantic similarity calculation techniques and proposed IC model along

with proposed semantic similarity model. In this TABLE 5 the last column shows correlation values with respect to Miller and Charles' benchmark data. It is quite evident from the TABLE 5 that, none of the non-IC based semantic similarity measures out perform our IC model along with our semantic similarity model. Fig. 6 compares correlation coefficient values of our proposed semantic similarity measure embedded with IC model of Meng and our's versus non-IC based state of the art semantic similarity measures. It also shows correlation coefficient values of some of the existing similarity measures embedded with our intrinsic IC model versus non-IC based state of the art semantic similarity measures. X axis shows different semantic similarity measures. Y axis shows correlation coefficient value with M&C data set.

To evaluate our proposed IC calculator and similarity model more precisely, we use an additional recent benchmark data set, named Wordism similarity goldstandard.

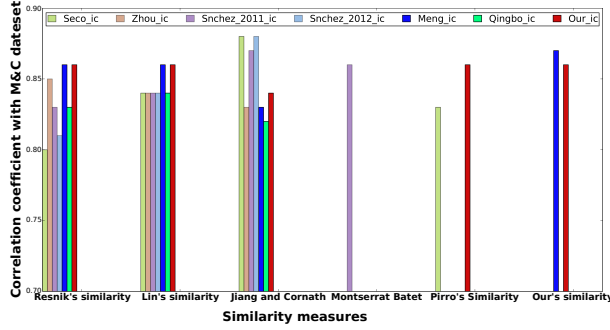


Fig. 5: Correlation coefficient values of our proposed framework vs. state of the art intrinsic IC based semantic similarity measures based on M&C data set.

Few authors [4] have reported evaluation results for this benchmark, due to its recentness. Correlation values are shown in TABLE 6 for this new benchmark data set. From this TABLE 6 we can clearly say our semantic similarity measure based on our IC model gives a significant result over existing semantic similarity measures. It is also noticeable that Pirro's semantic similarity model with our IC model gives best correlation value (i.e. 0.71) among all the existing semantic similarity model evaluated over Wordism similarity goldstandard benchmark data set. Fig. 7 shows the comparison of correlation coefficient values of our proposed semantic similarity measure embedded with Meng et al. and our IC model versus state of the art intrinsic IC based semantic similarity measures. It also shows correlation coefficient values of some of the existing similarity measures embedded with our intrinsic IC model versus state of the art intrinsic IC based semantic similarity measures based on goldstandard data set. X axis shows different semantic similarity measures. Y axis shows correlation coefficient value with the goldstandard data set.

During our experiment, we also observe that correlation scores are inversely proportional to the size of data set. For 28 number data, we get upper value 0.90. When size of the data set becomes 30, we get upper limit of correlation 0.88. For 201 noun pairs correlation reaches maximum 0.71 by

TABLE 4: Shows correlation coefficient values for different semantic similarity measures based on different intrinsic IC model and correlation values obtained by our proposed framework.

Similarity measures (with IC model)	Type	No. of noun pairs	Correlation with M&C
Resnik (IC computed as Seco et al. [5])	IC (intrinsic)	30	0.80
Lin (IC computed as Seco et al. [5])	IC (intrinsic)	30	0.84
Jiang and Conrath (IC computed as Seco et al. [5])	IC (intrinsic)	30	0.88
Resnik (IC computed as Zhou et al. [7])	IC (intrinsic)	30	0.85
Lin (IC computed as Zhou et al. [7])	IC (intrinsic)	30	0.84
Jiang and Conrath (IC computed as Zhou et al. [7])	IC (intrinsic)	30	0.83
Resnik (IC computed as Sánchez et al.2011 [6])	IC (intrinsic)	30	0.83
Lin (IC computed as Sánchez et al.2011 [6])	IC (intrinsic)	30	0.84
Jiang and Conrath (IC computed as Sánchez et al.2011 [6])	IC (intrinsic)	30	0.87
Resnik (IC computed as David Sánchez 2012 [4])	IC (intrinsic)	30	0.81
Lin (IC computed as David Sánchez 2012 [4])	IC (intrinsic)	30	0.84
Jiang and Conrath (IC computed as David Sánchez 2012 [4])	IC (intrinsic)	30	0.88
Montserrat Batet et al. [47] (IC computed as Sánchez et al.2011 [6])	IC (intrinsic)	30	0.86
Resnik (IC computed as Meng et al. [8])	IC (intrinsic)	30	0.86
Lin (IC computed as Meng et al. [8])	IC (intrinsic)	30	0.86
Jiang and Conrath (IC computed as Meng et al. [8])	IC (intrinsic)	30	0.83
Resnik (IC computed as Qingbo et al. [50])	IC (intrinsic)	30	0.83
Lin (IC computed as Qingbo et al. [50])	IC (intrinsic)	30	0.84
Jiang and Conrath (IC computed as Qingbo et al. [50])	IC (intrinsic)	30	0.82
Pirró [48] (IC computed as Seco et al. [5])	IC (intrinsic)	30	0.83
Resnik (IC computed by our model)	IC (intrinsic)	30	0.86
Lin (IC computed by our model)	IC (intrinsic)	30	0.86
Jiang and Conrath (IC computed by our model)	IC (intrinsic)	30	0.84
Pirró (IC computed by our model)	IC (intrinsic)	30	0.86
Our_Sim (IC computed by our model)	IC (intrinsic)	30	0.86
Our_Sim (IC computed by Meng et al. model)	IC (intrinsic)	30	0.87

our proposed IC model with Pirró et al. semantic similarity model.

TABLE 5: Shows correlation coefficient values for different non-IC based semantic similarity measures, and correlation values obtained by our framework.

Similarity measures (with IC model)	Type	No. of noun pairs	Correlation with M&C
Rada et al. [10]	Edge-counting	28	0.59
Wu and Palmer [11]	Edge-counting	28	0.74
Leacock and Chodorow [12]	Edge-counting	28	0.74
Li et al. [13]	Edge-counting	28	0.82
Rodriguez and Egenhofer [14]	Feature-based	28	0.71
Tversky [15]	Feature-based	28	0.73
Petrakis et al. [16]	Feature-based	30	0.73
Aida Valls et al. [46]	Feature-based	30	0.83
Bollegala et al. [17]	Distributional	30	0.83
Chen et al. [18]	Distributional	30	0.69
Sahami and Heilman [19]	Distributional	30	0.58
Gledson [45]	Distributional	30	0.55
Danushka Bollegala [44]	WebSnippst&Page-count based	28	0.87
Resnik (IC computed by our model)	IC (intrinsic)	30	0.86
Lin (IC computed by our model)	IC (intrinsic)	30	0.86
Jiang and Conarth (IC computed by our model)	IC (intrinsic)	30	0.84
Pirró (IC computed by our model)	IC (intrinsic)	30	0.86
Our_Sim (IC computed by our model)	IC (intrinsic)	30	0.86
Our_Sim (IC computed by Meng et al. model)	IC (intrinsic)	30	0.87

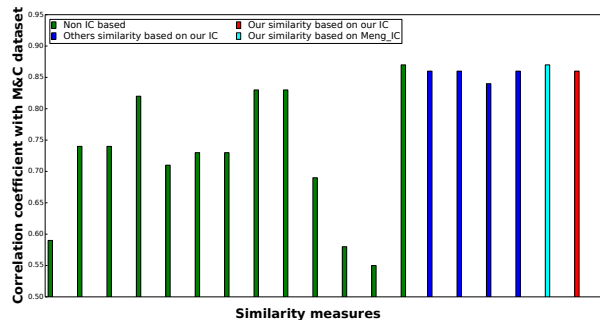


Fig. 6: Correlation coefficient values of our proposed framework vs. non-IC based state of the art semantic similarity measures.

7 CONCLUSION

We propose a framework comprises a novel semantic similarity finding approach and an intrinsic IC calculation model. Our framework uses hyponym-hypernym relationship between concepts. This framework captures detailed

structural aspects of WordNet ontology. Experimental results show significance of using those aspects on deciding amount of information contained in each concepts more accurately. Proposed semantic similarity model shows its power for measuring semantic similarity between any two concepts of WordNet. Our intrinsic IC calculation approach overcomes the issues mentioned in section 2 and 3 to become superior IC calculation model. Our similarity model along with our proposed IC model gives significant correlation with larger benchmark data set. It also gives better results than most of the state of the art measures. Even Pirró et al. similarity model embedded with our IC calculator gives so far the best result when tested with bigger data set. TABLE 5 shows that proposed IC calculation model and our semantic similarity calculation approach outperforms all other different non-IC based state of art semantic similarity calculation models used so far. Apart from our IC model, our proposed semantic similarity model also gives very high correlation when embedded with Meng et al. IC model. Experimental results show our proposed IC calculation model or semantic similarity calculation model is compatible enough to produce significant semantic similarity scores when embedded with others semantic similarity calculator or IC calculator respectively.

Apart from the mentioned achievements, we have the following goals to achieve as our future work.

- We use WordNet as an underlying ontology in current work. In future work we want to upgrade proposed approach for handling knowledge base like Probase [43], [49]. Because Probase is more than a traditional ontology or taxonomy. It has a concept space (2.7 million categories) bigger than WordNet. Concepts of Probase are automatically acquired from web pages authored by millions of users and search logs.
- We will try to design a novel approach for finding semantic similarity measure between two concepts based on multiple ontologies.

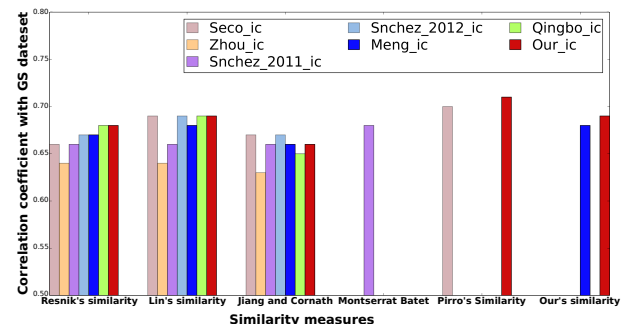


Fig. 7: Correlation coefficient values of our proposed framework vs. state of the art intrinsic IC based semantic similarity measures based on goldstandard data set.

ACKNOWLEDGMENT

This work is supported by the Visvesvaraya PhD scheme, Sponsored by DeitY, MCIT, Govt. of India.

TABLE 6: Shows correlation coefficient values for intrinsic IC-based state of the art semantic similarity measures based on different intrinsic IC calculators and correlation values obtained by our proposed framework.

Similarity measures (with IC model)	Type	No. of noun pairs	Correlation with Wordism
Resnik (IC computed as Seco et al. [5])	IC (intrinsic)	201	0.66
Lin (IC computed as Seco et al. [5])	IC (intrinsic)	201	0.69
Jiang and Conrath (IC computed as Seco et al. [5])	IC (intrinsic)	201	0.67
Resnik (IC computed as Zhou et al. [7])	IC (intrinsic)	201	0.64
Lin (IC computed as Zhou et al. [7])	IC (intrinsic)	201	0.64
Jiang and Conrath (IC computed as Zhou et al. [7])	IC (intrinsic)	201	0.63
Resnik (IC computed as Sánchez et al.2011 [6])	IC (intrinsic)	201	0.66
Lin (IC computed as Sánchez et al.2011 [6])	IC (intrinsic)	201	0.66
Jiang and Conrath (IC computed as Sánchez et al.2011 [6])	IC (intrinsic)	201	0.66
Resnik (IC computed as David Sánchez 2012 [4])	IC (intrinsic)	201	0.67
Lin (IC computed as David Sánchez 2012 [4])	IC (intrinsic)	201	0.69
Jiang and Conrath (IC computed as David Sánchez 2012 [4])	IC (intrinsic)	201	0.67
Montserrat Batet et al. [47] (IC computed as Sánchez et al.2011 [6])	IC (intrinsic)	201	0.68
Resnik (IC computed as Meng et al. [8])	IC (intrinsic)	201	0.67
Lin (IC computed as Meng et al. [8])	IC (intrinsic)	201	0.68
Jiang and Conrath (IC computed as Meng et al. [8])	IC (intrinsic)	201	0.66
Pirró [48] (IC computed as Seco et al. [8])	IC (intrinsic)	201	0.70
Resnik (IC computed as Qingbo et al. [50])	IC (intrinsic)	201	0.68
Lin (IC computed as Qingbo et al. [50])	IC (intrinsic)	201	0.69
Jiang and Conrath (IC computed as Qingbo et al. [50])	IC (intrinsic)	201	0.65
Resnik (IC computed by our model)	IC (intrinsic)	201	0.68
Lin (IC computed by our model)	IC (intrinsic)	201	0.68
Jiang and Conrath (IC computed by our model)	IC (intrinsic)	201	0.66
Pirró (IC computed by our model)	IC (intrinsic)	201	0.71
Our_sim (IC computed by our model)	IC (intrinsic)	201	0.69
Our_sim (IC computed by Meng et al.)	IC (intrinsic)	201	0.68

REFERENCES

- [1] P. Resnik, "Using Information Content to Evaluate Semantic Similarity in a Taxonomy," *Proceedings of the 14th International Joint Conference on Artificial Intelligence*, Montreal, Quebec, Canada, Volume 1, pp. 448-453, 1995.
- [2] J. J. Jiang and D. W. Conrath, "Semantic Similarity Based on Corpus Statistics and Lexical Taxonomy," *Proceedings of International Conference Research on Computational Linguistics (ROCLING X)*, Taiwan, pp. 19-33, 1997.
- [3] D. Lin, "An Information-Theoretic Definition of Similarity," *In proceedings of the Fifteenth International Conference on Machine Learning*, Madison, Wisconsin, USA, pp. 296-304, 1998.
- [4] D. Sánchez and M. Batet, "A New Model to Compute the Information Content of Concepts from Taxonomic Knowledge," *International Journal on Semantic Web & Information Systems archive*, Volume 8 Issue 2, pp. 34-50, 2012.
- [5] N. Seco, T. Veale, and J. Hayes, "An Intrinsic Information Content Metric for Semantic Similarity in WordNet," *In proceedings of the 16th European Conference on Artificial Intelligence - ECAI*, Valencia, Spain, pp. 1089-1090, 2004.
- [6] D. Sánchez, M. Batet, and D. Isern, "Ontology Based Information Content Computation," *Journal on Knowledge-Based Systems*, Volume 24 Issue 2, pp. 297-303, 2011.
- [7] Z. Zhou, Y. Wang, and J. Gu, "A New Model of Information Content for Semantic Similarity in WordNet," *International Conference on Future Generation Communication and Networking Symposia*, IEEE Computer Society, pp. 85-89, 2008.
- [8] L. Meng, J. Gu, and Z. Zhou, "A New Model of Information Content Based on Concepts Topology for Measuring Semantic Similarity in WordNet," *International Journal of Grid and Distributed Computing*, Vol. 5, No. 3, pp. 81-94, 2012.
- [9] G. Miller and W.G. Charles, "Contextual Correlates of Semantic Similarity," *Journal of Language and Cognitive Processes*, Vol. 6, pp. 1-28, 1991.
- [10] R. Rada, H. Mili, E. Bichnell, and M. Blettner, "Development and Application of a Metric on Semantic Nets," *IEEE Transaction on Systems, Man and Cybernetics*, Vol. 19, Issue 1, pp. 17-30, 1989.
- [11] Z. Wu, and M. Palmer, "Verb Semantics and Lexical Selection," *In Proceeding of 32nd annual Meeting of the Association for Computational Linguistics*, Association for Computational Linguistics, Las Cruces, New Mexico, pp. 133-138, 1994.
- [12] C. Leacock, M. Chodorow, "Combining Local Context and Word-Net Similarity for Word Sense Identification," *WordNet: An Electronic Lexical Database*, MIT Press, pp. 265-283, 1998.
- [13] Y. Li, Z. Bandar, and D. McLean, "An Approach for Measuring Semantic Similarity between Words using Multiple Information Sources," *IEEE Transaction on Knowledge and Data Engineering*, Vol. 15, Issue 4, pp. 871-882, 2003.
- [14] M. A. Rodriguez, and M. J. Egenhofer, "Determining Semantic Similarity among Entity Classes from Different Ontologies," *IEEE Transaction on Knowledge and Data Engineering*, Vol. 15, Issue 2, pp. 442-456, 2003.
- [15] A. Tversky, "Features of Similarity," *Psychological Review*, Vol. 84, Issue 4, pp. 327-352, 1977.
- [16] E. G. M. Petrakis, G. Varelas, A. Hliaoutakis, and P. Raftopoulou, "X-similarity: Computing Semantic Similarity between Concepts from Different Ontologies," *Journal of Digital Information Management*, Vol. 4, pp. 233-237, 2006.
- [17] D. Bollegala, Y. Matsuo, and M. Ishizuka, "Measuring Semantic Similarity between Words Using Web Search Engines," *In Proceeding of 16th international conference on World Wide Web*, ACM Press, Banff, Alberta, Canada, pp. 757-766, 2007.
- [18] H. H. Chen, M. S. Lin, and Y. C. Wei, "Novel Association Measures Using Web Search with Double Checking," *In Proceeding of 21st International Conference on Computational Linguistics and the 44th annual meeting of the Association for Computational Linguistics*, Sydney, Australia, pp. 1009-1016, 2006.
- [19] M. Sahami, and T. D. Heilman, "A Web-based Kernel Function for Measuring the Similarity of Short Text Snippets," *In Proceeding of 15th International World Wide Web Conference*, ACM Press, Edinburgh, Scotland, pp. 377-386, 2006.
- [20] http://en.wikipedia.org/wiki/Correlation_coefficient.
- [21] <https://wordnet.princeton.edu>.
- [22] <http://www.helsinki.fi/varieng/CoRD/corpora/BROWN/>.
- [23] S. Patwardhan, S. Banerjee, and T. Pedersen, "Using Measures of Semantic Relatedness for Word Sense Disambiguation," *In Proceeding of 4th International Conference on Computational Linguistics*

- and *Intelligent Text Processing and Computational Linguistics*, CICLing 2003, Springer Berlin/Heidelberg, Mexico City, Mexico, pp. 241-257, 2003.
- [24] A. Budanitsky, and G. Hirst, "Semantic Distance in WordNet: An Experimental, Application-oriented Evaluation of Five Measures," *In Proceeding of Workshop on WordNet and Other Lexical Resources*, Second meeting of the North American Chapter of the Association for Computational Linguistics. Pittsburgh, USA, pp. 10-15, 2001.
 - [25] J. R. Curran, "Ensemble Methods for Automatic Thesaurus Extraction," *In Proceeding of Empirical Methods in Natural Language Processing*, EMNLP 2002. Association for Computational Linguistics, Philadelphia, PA, USA, pp. 222-229, 2002.
 - [26] J. Atkinson, A. Ferreira, and E. Aravena, "Discovering Implicit Intention-level knowledge from Natural-language Texts," *Knowledge Based System*, Vol. 22, Issue 7, pp. 502-508, 2009.
 - [27] M. Stevenson, and M. A. Greenwood, "A Semantic Approach to IE Pattern Induction," *In Proceeding of 43rd Annual Meeting on Association for Computational Linguistics*, COLING-ACL 2005, Ann Arbor, Michigan, USA, pp. 379-386, 2005.
 - [28] D. Sánchez, D. Isern, and M. Millan, "Content Annotation for the Semantic Web: An Automatic Web-based Approach," *Knowledge and Information Systems*, Vol. 27, Issue 3, pp. 393-418, 2011.
 - [29] M. Gaeta, F. Orciuoli, and P. Ritrovato, "Advanced Ontology Management System for Personalised E-Learning," *Knowledge Based System*, Vol. 22, Issue 4, pp. 292-301, 2009.
 - [30] A. Formica, "Concept Similarity in Formal Concept Analysis: An Information Content Approach," *Knowledge Based System*, Vol. 21, Issue 1, pp. 80-87, 2008.
 - [31] R. Nayak, and W. Iryadi, "XML Schema Clustering with Semantic and Hierarchical Similarity Measures," *Knowledge Based System*, Vol. 20, Issue 4, pp. 336-349, 2007.
 - [32] A. G. Tapeh, and M. Rahgozar, "A knowledge-based Question Answering System for B2C e-Commerce," *Knowledge Based System*, Vol. 21, Issue 8, pp. 946-950, 2008.
 - [33] Y. B. Fernandez, J. J. P. Arias, A. G. Solla, M. R. Cabrer, M. L. Nores, J. G. Duque, A. F. Vilas, R. P. D. Redondo, and J. B. Munoz, "A flexible Semantic Inference Methodology to Reason about User Preferences in knowledge-based Recommender Systems," *Knowledge Based System*, Vol. 21, Issue 4, pp. 305-320, 2008.
 - [34] J. Debenham, and C. Sierra, "Merging Intelligent Agency and the Semantic Web," *Knowledge Based System*, Vol. 21, Issue 3, pp. 184-191, 2008.
 - [35] K. A. Spackman, "SNOMED CT Milestones: Endorsements are Added to Already-impressive Standards Credentials," *In Healthcare Informatics: the Business Magazine for Information and Communication Systems*, Vol. 21, pp. 54-56, 2004.
 - [36] S. J. Nelson, D. Johnston, and B. L. Humphreys, "Relationships in Medical Subject Headings," *In Relationships in the Organization of Knowledge*, K.A. Publishers, pp. 171-184, 2001.
 - [37] http://en.wikipedia.org/wiki/Semantic_similarity#cite_note-20.
 - [38] S. Harispe, S. Ranwez, S. Janaqi, and J. Montmain, "Semantic Measures for the Comparison of Units of Language, Concepts or Instances from Text and Knowledge Representation Analysis," *Computing Research Repository (CoRR)*, Vol. abs/1310.1285, 2013.
 - [39] <http://www.nltk.org>.
 - [40] A. Adhikari, S. Singh, B. Dutta, and A. Dutta, "A novel information theoretic approach for finding semantic similarity in WordNet," *In Proceeding of IEEE Region 10 Conference TENCON*, Macau, China, pp. 1-6, 2015.
 - [41] P. Li, H. Wang, K. Q. Zhu, Z. Wang, X. Hu, and X. Wu, "A Large Probabilistic Semantic Network Based Approach to Compute Term Similarity," *IEEE Transaction on Knowledge and Data Engineering*, VOL. 27, NO. 10, pp. 2604-2617, 2015.
 - [42] G. A. Miller, "WordNet: A lexical database for english," *Communications of the ACM*, vol. 38, no. 11, pp. 39-41, 1995.
 - [43] W. Wu, H. Li, H. Wang, and K. Q. Zhu, "Probase: A probabilistic Taxonomy For Text Understanding," *In Proceeding ACM International Conference on Management of Data (SIGMOD)*, Scottsdale, Arizona, USA, pp. 481-492, 2012.
 - [44] D. Bollegala, Y. Matsuo, and M. Ishizuka, "A Web Search Engine-Based Approach to Measure Semantic Similarity between Words," *IEEE Transaction on Knowledge and Data Engineering*, VOL. 23, NO. 7, pp. 977-990, 2011.
 - [45] A. Gledson and J. Keane, "Using Web-Search Results to Measure Word-Group Similarity," *In Proceedings of the 22nd International Conference on Computational Linguistics, (COLING 08)*, Manchester, United Kingdom, Volume 1, pp. 281-288, 2008.
 - [46] D. Sánchez, M. Batet, D. Isern, A. Valls, "Ontology-based semantic similarity: A new feature-based approach," *Expert Systems with Applications*, Vol. 39, pp. 7718-7728, 2012.
 - [47] D. Sánchez, M. Batet, "Semantic similarity estimation in the biomedical domain: An ontology-based information-theoretic perspective," *Journal of Biomedical Informatics*, Vol. 44, pp. 749-759, 2011.
 - [48] G. Pirró, J. Euzenat, "A Feature and Information Theoretic Framework for Semantic Similarity and Relatedness," *Chapter of book title The Semantic Web-ISWC 2010 of the series Lecture Notes in Computer Science*, Vol. 6496, pp. 615-630, 2010.
 - [49] <http://research.microsoft.com/en-us/projects/probase/>.
 - [50] Q. Yuan, Z. Yu, K. Wang, "A New Model of Information Content for Measuring the Semantic Similarity Between Concepts," *In Proceeding IEEE International Conference on Cloud Computing and Big Data*, pp. 141-146, 2013.
 - [51] https://en.wikipedia.org/wiki/Discrete_mathematics.
 - [52] S. Harispe, D. Sánchez, S. Ranwez, S. Janaqi, and J. Montmain, "A Framework For Unifying Ontology-based Semantic Similarity Measures: A Study In The Biomedical Domain," *Journal of Biomedical Informatics*, Vol 48, pp. 38-53, 2014.
 - [53] <http://www.cs.technion.ac.il/~gabr/resources/data/wordsim353/wordsim353.html>.
 - [54] https://en.wikipedia.org/wiki/Semantic_similarity.

APPENDIX A

TABLE 7: semantic similarity scores and correlation coefficient values obtained by our intrinsic IC calculation approach (eq.17) when applied to Resnik’s, Lin’s, Jiang and Conarh’s, Pirro’s and Our’s (eq.18) similarity measures for each noun pairs of Wordism Similarity Goldstandard benchmark data set.

Noun pairs	Resnik(IC computed as eq.17)	Lin(IC computed as eq.17)	Jiang&Conarh (IC computed as eq.17)	Pirro(IC computed as eq.17)	Our Sim(IC computed as eq.17)	Our Sim(IC computed as Meng)
1.tiger-cat	0.827	0.956	0.962	0.916	0.887	0.882
2. tiger-tiger	0.902	1.000	1.000	1.000	0.948	0.945
3.plane-car	0.460	0.654	0.756	0.486	0.540	0.521
4.train-car	0.424	0.625	0.746	0.455	0.505	0.481
5.television-radio	0.736	0.916	0.932	0.845	0.816	0.801
6.media-radio	0.538	0.816	0.878	0.689	0.652	0.623
7. bread-butter	0.379	0.706	0.842	0.545	0.445	0.410
8.cucumber-potato	0.525	0.704	0.797	0.543	0.579	0.564
9.doctor-nurse	0.492	0.810	0.884	0.681	0.613	0.584
10.professor-doctor	0.414	0.640	0.767	0.470	0.503	0.467
11.student-professor	0.161	0.286	0.598	0.167	0.208	0.174
12.smart-stupid	0.000	0.000	0.333	0.000	0.000	0.000
13.wood-forest	0.564	1.000	1.000	1.000	0.721	0.680
14. money-cash	0.534	0.777	0.846	0.635	0.633	0.605
15. king-queen	0.749	1.000	1.000	1.000	0.826	0.811
16. king-rook	0.741	0.920	0.935	0.852	0.826	0.811
17.bishop-rabbi	0.435	0.686	0.801	0.522	0.533	0.498
18. fuck-sex	0.483	0.813	0.888	0.685	0.609	0.571
19.football-soccer	0.753	0.961	0.969	0.924	0.844	0.830
20.football-basketball	0.643	0.823	0.861	0.699	0.722	0.705
21. football-tennis	0.574	0.760	0.819	0.614	0.654	0.631
22. Arafat-Jackson	0.427	0.625	0.744	0.455	0.508	0.475
23. physics-chemistry	0.534	0.772	0.842	0.629	0.631	0.616
24. vodka-gin	0.598	0.811	0.861	0.683	0.688	0.666
25. vodka-brandy	0.598	0.826	0.874	0.704	0.694	0.672
26. car-automobile	0.704	1.000	1.000	1.000	0.826	0.815
27. gem-jewel	0.701	1.000	1.000	1.000	0.824	0.806
28. journey-voyage	0.663	0.905	0.930	0.826	0.766	0.753
29. boy-lad	0.537	0.897	0.938	0.813	0.673	0.633
30.coast-shore	0.491	0.935	0.966	0.879	0.645	0.587
31. asylum-madhouse	0.775	0.975	0.980	0.952	0.864	0.849
32. magician-wizard	0.564	1.000	1.000	1.000	0.721	0.680
33. midday-noon	0.782	1.000	1.000	1.000	0.877	0.863
34. furnace-stove	0.199	0.274	0.473	0.159	0.231	0.207
35. food-fruit	0.128	0.190	0.649	0.105	0.153	0.103
36. bird-cock	0.488	0.753	0.840	0.604	0.598	0.587
37. bird-crane	0.488	0.721	0.811	0.564	0.589	0.578
38. food-rooster	0.048	0.082	0.457	0.042	0.063	0.000
39.money-dollar	0.534	0.727	0.800	0.572	0.616	0.587
40.money-currency	0.534	0.866	0.917	0.764	0.662	0.634
41.tiger-jaguar	0.827	0.908	0.916	0.832	0.866	0.860
42.tiger-feline	0.734	0.897	0.916	0.813	0.809	0.802
43.tiger-carnivore	0.584	0.786	0.841	0.647	0.676	0.668
44.tiger-mammal	0.470	0.684	0.783	0.520	0.566	0.554
45.tiger-animal	0.322	0.526	0.751	0.357	0.413	0.392
46.tiger-organism	0.185	0.507	0.819	0.340	0.277	0.264
47.tiger-fauna	0.322	0.526	0.751	0.357	0.413	0.392
48.psychology-psychiatry	0.473	0.622	0.712	0.451	0.539	0.519
49.psychology-science	0.473	0.824	0.898	0.700	0.604	0.584
50.psychology-discipline	0.409	0.754	0.866	0.605	0.534	0.510
51.planet-star	0.468	0.821	0.897	0.696	0.596	0.558
52.planet-moon	0.468	0.724	0.821	0.568	0.569	0.532
53.planet-sun	0.468	0.720	0.818	0.563	0.568	0.531
54.precedent-example	0.554	0.912	0.946	0.839	0.690	0.650
55.precedent-antecedent	0.254	0.401	0.620	0.251	0.311	0.259

TABLE 8: semantic similarity scores and correlation coefficient values obtained by our intrinsic IC calculation approach (eq.17) when applied to Resnik’s, Lin’s, Jiang and Conarh’s, Pirro’s and Our’s (eq.18) semantic similarity measures for each noun pairs of Wordism Similarity Goldstandard benchmark data set.

Noun pairs	Resnik(IC computed as eq.17)	Lin(IC computed as eq.17)	Jiang&Conarh (IC computed as eq.17)	Pirro(IC computed as eq.17)	Our Sim(IC computed as eq.17)	Our Sim(IC computed as Meng)
56.cup-tableware	0.555	0.919	0.951	0.851	0.693	0.672
57.cup-artifact	0.199	0.467	0.773	0.305	0.286	0.259
58.cup-object	0.155	0.242	0.718	0.137	0.183	0.121
59.cup-entity	0.000	0.000	0.695	0.000	0.000	0.000
60.jaguar-cat	0.827	0.947	0.954	0.899	0.884	0.878
61.jaguar-car	0.121	0.154	0.331	0.083	0.136	0.116
62.mile-kilometer	0.471	0.690	0.788	0.526	0.560	0.524
63.skin-eye	0.284	0.430	0.624	0.274	0.342	0.306
64.Japanese-American	0.335	0.610	0.785	0.439	0.434	0.391
65. century-year	0.320	0.564	0.752	0.393	0.409	0.370
66.announcement-news	0.254	0.467	0.709	0.304	0.329	0.274
67.doctor-personnel	0.050	0.081	0.469	0.042	0.062	0.000
68.Harvard-Yale	0.641	0.859	0.895	0.753	0.734	0.711
69.hospital-infrastructure	0.050	0.073	0.366	0.038	0.059	0.000
70.life-death	0.495	0.776	0.857	0.634	0.605	0.567
71.travel-activity	0.220	0.506	0.785	0.339	0.310	0.278
72.type-kind	0.646	0.916	0.941	0.846	0.759	0.741
73.street-place	0.211	0.333	0.576	0.200	0.258	0.216
74.street-avenue	0.659	0.922	0.944	0.856	0.769	0.752
75. street-block	0.199	0.343	0.618	0.207	0.252	0.229
76.cell-phone	0.704	0.927	0.945	0.865	0.801	0.782
77.dividend-payment	0.542	0.818	0.880	0.693	0.655	0.634
78.calculation-computation	0.676	1.000	1.000	1.000	0.807	0.789
79.profit-loss	0.486	0.728	0.818	0.572	0.583	0.543
80. dollar-yen	0.388	0.606	0.748	0.435	0.474	0.443
81.dollar-buck	0.782	1.000	1.000	1.000	0.877	0.863
82.phone-equipment	0.425	0.753	0.860	0.604	0.548	0.523
83.liquid-water	0.463	0.928	0.964	0.867	0.619	0.562
84.marathon-sprint	0.220	0.284	0.446	0.165	0.248	0.222
85.seafood-food	0.304	0.801	0.924	0.668	0.442	0.399
86.seafood-lobster	0.455	0.801	0.887	0.668	0.583	0.546
87.lobster-food	0.304	0.617	0.811	0.447	0.414	0.373
88.lobster-wine	0.146	0.234	0.521	0.132	0.180	0.119
89.championship-tournament	0.456	0.705	0.809	0.544	0.554	0.520
90.man-woman	0.328	0.724	0.875	0.568	0.451	0.407
91.man-governor	0.262	0.360	0.648	0.219	0.304	0.283
92.murder-manslaughter	0.721	0.900	0.920	0.819	0.801	0.789
93.opera-performance	0.050	0.082	0.447	0.042	0.062	0.000
94.Mexico-Brazil	0.500	0.640	0.718	0.470	0.561	0.542
95.glass-metal	0.146	0.319	0.687	0.190	0.201	0.135
96.aluminum-metal	0.445	0.816	0.899	0.690	0.571	0.543
97.rock-jazz	0.507	0.814	0.884	0.686	0.625	0.586
98.museum-theater	0.199	0.296	0.527	0.174	0.238	0.215
99.shower-thunderstorm	0.483	0.622	0.706	0.451	0.544	0.517
100.monk-oracle	0.161	0.248	0.511	0.141	0.194	0.163
101.cup-food	0.291	0.549	0.761	0.379	0.390	0.350
102.journal-association	0.050	0.094	0.519	0.049	0.065	0.000
103.street-children	0.121	0.206	0.531	0.115	0.153	0.132
104.car-flight	0.199	0.291	0.515	0.170	0.236	0.213
105.space-chemistry	0.050	0.106	0.575	0.056	0.068	0.000
106.situation-conclusion	0.220	0.402	0.674	0.252	0.285	0.255
107.word-similarity	0.275	0.343	0.560	0.207	0.305	0.271
108.peace-plan	0.050	0.092	0.506	0.048	0.065	0.000
109.consumer-energy	0.048	0.097	0.551	0.051	0.064	0.000
110.ministry-culture	0.235	0.361	0.584	0.220	0.286	0.237

TABLE 9: semantic similarity scores and correlation coefficient values obtained by our intrinsic IC calculation approach (eq.17) when applied to Resnik’s, Lin’s, Jiang and Conarth’s, Pirro’s and Our’s (eq. 18) semantic similarity measures for each noun pairs of Wordism Similarity Goldstandard benchmark data set.

Noun pairs	Resnik(IC computed as eq.17)	Lin(IC computed as eq.17)	Jiang&Conarth (IC computed as eq.17)	Pirró(IC computed as eq.17)	Our Sim(IC computed as eq.17)	Our Sim(IC computed as Meng)
111.smart-student	0.000	0.000	0.422	0.000	0.000	0.000
112.investigation-effort	0.424	0.739	0.850	0.586	0.539	0.514
113.image-surface	0.275	0.384	0.662	0.237	0.321	0.288
114.life-term	0.553	0.878	0.923	0.783	0.680	0.638
115.start-match	0.181	0.307	0.590	0.181	0.228	0.190
116.computer-news	0.000	0.000	0.442	0.000	0.000	0.000
117.board-recommendation	0.050	0.078	0.413	0.040	0.061	0.000
118.lad-brother	0.161	0.268	0.561	0.155	0.201	0.170
119.observation-architecture	0.288	0.399	0.565	0.249	0.334	0.312
120.coast-hill	0.301	0.553	0.756	0.382	0.390	0.325
121.deployment-departure	0.220	0.361	0.610	0.220	0.274	0.248
122.benchmark-index	0.409	0.648	0.778	0.480	0.501	0.453
123.attempt-peace	0.050	0.092	0.508	0.048	0.065	0.000
124.consumer-confidence	0.000	0.000	0.428	0.000	0.000	0.000
125.start-year	0.176	0.332	0.647	0.199	0.230	0.154
126.focus-life	0.211	0.318	0.547	0.189	0.254	0.211
127.development-issue	0.307	0.477	0.740	0.313	0.373	0.336
128.theater-history	0.128	0.214	0.528	0.119	0.160	0.109
129.situation-isolation	0.220	0.435	0.725	0.278	0.285	0.250
130.profit-warning	0.050	0.077	0.403	0.040	0.061	0.000
131.media-trading	0.220	0.333	0.559	0.200	0.265	0.239
132.chance-credibility	0.140	0.258	0.597	0.148	0.181	0.122
133.precedent-information	0.332	0.668	0.835	0.502	0.449	0.405
134.architecture-century	0.050	0.081	0.430	0.042	0.062	0.000
135.population-development	0.470	0.592	0.675	0.420	0.524	0.505
136.peace-atmosphere	0.273	0.430	0.644	0.274	0.335	0.302
137.morality-marriage	0.140	0.280	0.641	0.163	0.188	0.126
138.minority-peace	0.211	0.344	0.596	0.207	0.262	0.218
139.atmosphere-landscape	0.215	0.311	0.524	0.184	0.255	0.212
140.report-gain	0.050	0.087	0.477	0.045	0.064	0.000
141.music-project	0.288	0.501	0.713	0.334	0.366	0.342
142.seven-series	0.153	0.231	0.489	0.130	0.185	0.124
143.experience-music	0.207	0.327	0.627	0.195	0.249	0.206
144.school-center	0.449	0.670	0.778	0.503	0.537	0.514
145.five-month	0.176	0.296	0.582	0.174	0.222	0.146
146.announcement-production	0.155	0.272	0.585	0.157	0.198	0.132
147.morality-importance	0.242	0.499	0.756	0.332	0.328	0.273
148.money-operation	0.050	0.109	0.588	0.057	0.069	0.000
149.delay-news	0.181	0.280	0.533	0.162	0.220	0.183
150.governor-interview	0.000	0.000	0.344	0.000	0.000	0.000
151.practice-institution	0.490	0.858	0.918	0.751	0.626	0.568
152.century-nation	0.050	0.092	0.504	0.048	0.065	0.000
153.coast-forest	0.090	0.169	0.559	0.092	0.117	0.083
154.shore-woodland	0.090	0.181	0.593	0.099	0.120	0.085
155.drink-car	0.048	0.090	0.515	0.047	0.063	0.000
156.president-medal	0.050	0.072	0.387	0.038	0.059	0.000
157.prejudice-recognition	0.390	0.591	0.729	0.419	0.470	0.421
158.viewer-serial	0.199	0.261	0.465	0.150	0.226	0.203
159.peace-insurance	0.630	0.868	0.904	0.767	0.730	0.697
160.Mars-water	0.121	0.173	0.596	0.094	0.143	0.122
161.media-gain	0.153	0.295	0.632	0.173	0.202	0.135
162.precedent-cognition	0.207	0.477	0.773	0.313	0.296	0.247
163.announcement-effort	0.050	0.094	0.516	0.049	0.065	0.000
164.line-insurance	0.370	0.623	0.776	0.453	0.464	0.417
165.crane-implement	0.462	0.463	0.696	0.302	0.339	0.316

TABLE 10: semantic similarity scores and correlation coefficient values obtained by our intrinsic IC calculation approach (eq.17) when applied to Resnik’s, Lin’s, Jiang and Conarth’s, Pirro’s and Our’s (eq. 18) semantic similarity measures for each noun pairs of Wordism Similarity Goldstandard benchmark data set.

Noun pairs	Resnik(IC computed as eq.17)	Lin(IC computed as eq.17)	Jiang&Conarth (IC computed as eq.17)	Pirro’(IC computed as eq.17)	Our Sim(IC computed as eq.17)	Our Sim(IC computed as Meng)
166.drink-mother	0.227	0.427	0.694	0.271	0.299	0.248
167.opera-industry	0.050	0.081	0.433	0.042	0.062	0.000
168.volunteer-motto	0.000	0.000	0.386	0.000	0.000	0.000
169.listing-proximity	0.128	0.170	0.422	0.093	0.146	0.097
170.precedent-collection	0.292	0.649	0.842	0.481	0.408	0.343
171.cup-article	0.470	0.837	0.908	0.721	0.605	0.566
172.sign-recess	0.326	0.488	0.658	0.323	0.391	0.365
173.problem-airport	0.000	0.000	0.350	0.000	0.000	0.000
174.reason-hypertension	0.273	0.374	0.541	0.230	0.316	0.282
175.direction-combination	0.288	0.401	0.616	0.251	0.336	0.313
176.Wednesday-news	0.050	0.078	0.407	0.040	0.061	0.000
177.glass-magician	0.123	0.202	0.530	0.112	0.153	0.131
178.cemetery-woodland	0.090	0.145	0.469	0.078	0.111	0.078
179.possibility-girl	0.000	0.000	0.465	0.000	0.000	0.000
180.cup-substance	0.227	0.456	0.729	0.296	0.314	0.261
181.forest-graveyard	0.090	0.145	0.469	0.078	0.111	0.078
182.stock-egg	0.291	0.421	0.600	0.267	0.344	0.309
183.month-hotel	0.000	0.000	0.438	0.000	0.000	0.000
184.energy-secretary	0.048	0.087	0.495	0.045	0.062	0.000
185.precedent-group	0.136	0.365	0.763	0.223	0.204	0.138
186.production-hike	0.220	0.324	0.540	0.193	0.263	0.238
187.stock-phone	0.326	0.450	0.602	0.290	0.379	0.362
188.holy-sex	0.048	0.084	0.476	0.044	0.061	0.000
189.stock-CD	0.326	0.461	0.618	0.300	0.383	0.366
190.drink-ear	0.175	0.281	0.582	0.164	0.216	0.144
191.delay-racism	0.220	0.340	0.573	0.205	0.267	0.241
192.stock-life	0.211	0.318	0.547	0.189	0.254	0.211
193.stock-jaguar	0.492	0.558	0.611	0.387	0.524	0.515
194.monk-slave	0.161	0.291	0.607	0.170	0.208	0.176
195.lad-wizard	0.161	0.277	0.579	0.160	0.203	0.172
196.sugar-approach	0.050	0.085	0.480	0.044	0.063	0.000
197.rooster-voyage	0.000	0.000	0.153	0.000	0.000	0.000
198.noon-string	0.050	0.077	0.396	0.040	0.061	0.000
199.chord-smile	0.155	0.227	0.471	0.128	0.184	0.122
200.professor-cucumber	0.185	0.238	0.405	0.135	0.209	0.196
201.king-cabbages	0.185	0.290	0.545	0.169	0.228	0.216
CORRELATION:	0.68	0.68	0.66	0.71	0.69	0.68