

RANDOM SPACE AND PLANE CURVES

IGOR RIVIN

ABSTRACT. We study *random knots*, which we define as a triple of random periodic functions (where a random function is a random trigonometric series,

$$f(\theta) = \sum_{k=1}^{\infty} a_k \cos(k\theta) + b_k(\sin k\theta),$$

with a_k, b_k are independent gaussian random variables with mean 0 and variance $\sigma(k)^2$ - our results will depend on the functional dependence of σ on k . In particular, we show that if $\sigma(k) = k^\alpha$, with $\alpha < -3/2$, then the probability of getting a knot type which admits a projection with N crossings, decays at least as fast as $1/N$. The constant $3/2$ is significant, because having $\alpha < -3/2$ is exactly the condition for $f(\theta)$ to be a C^1 function, so our class is precisely the class of random *tame* knots. We also find some suprising experimental observations on the zeros of Alexander polynomials of random knots (with slowly and non-decaying coefficients).

1. INTRODUCTION

In this paper we study *random curves in space and in the plane*. Our study was initially inspired by the subject of *random knots*. The subject of random knots seems to be quite extensive, and many models of such knots have been suggested. The model in use in this paper, while not new (the author became aware of it in the early 1980s, when a version was suggested by Bill Thurston - indeed, in this paper we answer questions he posed back in the early 1980s), seems to be the least studied of all.

Date: May 15, 2022.

1991 *Mathematics Subject Classification.* 57M25;42A61.

Key words and phrases. random knots, random trigonometric polynomials, Alexander polynomial, experimental mathematics.

The author would like to thank the Insitute for Advanced Study for its hospitality during the preparation of this paper. The results in this paper resolve a 30-odd year old question of Bill Thurston's - the author remains grateful to Thurston for this, and many other lessons. The author is grateful to Peter Sarnak and Curt McMullen for their comments and encouragement.

The model follows naturally from the following sequence of questions (and answers):

- What is a knot? A knot is a continuous map from \mathbb{S}^1 to \mathbb{R}^3 .
- What is a continuous map from \mathbb{S}^1 to \mathbb{R}^3 ? A map from \mathbb{S}^1 to \mathbb{R}^3 is a triple of continuous maps from \mathbb{S}^1 to \mathbb{R} .
- How do you represent a map from \mathbb{S}^1 to \mathbb{R} ? By a Fourier series:

$$f(\theta) = \sum_{k=0}^{\infty} a_k \cos(k\theta) + b_k \sin(k\theta).$$

- What is a random such function? The obvious way to produce a random periodic function is to let a_k, b_k be random variables. The most obvious method: letting a_k, b_k be independent identically distributed centered Gaussians does not work for our purposes (the functions thus obtained will be very wild). However, it is well-known that if a_k, b_k decay at least as fast as $k^{3/2+\epsilon}$, then the resulting function will be of class C^1 . [2]

Our main result is the following:

Theorem 1.1. *Suppose a_k, b_k, c_k, d_k , $k = 1, \dots, \infty$ are independent centered Gaussians with standard deviation of a_k, b_k equal to $k^{-3/2-\epsilon}$, for $\epsilon > 0$, and let*

$$x(\theta) = \sum_{k=1}^{\infty} a_k \cos(k\theta) + b_k \sin(k\theta),$$

while

$$y(\theta) = \sum_{k=1}^{\infty} c_k \cos(k\theta) + d_k \sin(k\theta).$$

Then, the expected number of self-intersections of the plane curve $(x, y) : \mathbb{S}^1 \rightarrow \mathbb{R}^2$ is finite, and grows at most linearly in $1/\epsilon$.

Theorem 1.1 has a number of easy corollaries.

Corollary 1.2. *If $\gamma(\theta) = (x(\theta), y(\theta))$, as in the statement of Theorem 1.1 is a random smooth plane curve, then the probability that the number of self-intersections of γ exceeds N decays at least linearly in N .*

Proof. This is an immediate consequence of Theorem 1.1 combined with Markov's Inequality. \square

Corollary 1.3. *Let $\gamma(\theta) = (x(\theta), y(\theta), z(\theta))$ be a random knot, where $x(\theta), y(\theta)$ are as in the statement of Theorem 1.1, while*

$$z(\theta) = \sum_{k=1}^{\infty} e_k \cos(k\theta) + f_k \sin(k\theta),$$

where e_k, f_k are independent (also independent of all of the a, b, c, d centered Gaussians with standard deviation of e_k, f_k equal to $k^{-3/2-\epsilon}$ (same as a_k, b_k, c_k, d_k) Then the probability that the crossing number of γ is greater than N decays at least linearly in N .

Proof. We take the first two coordinates of γ and apply Corollary 1.2. \square

1.1. Slowly decaying coefficients. A philosophically different model consists of taking *random trigonometric polynomials*, as opposed to series (or, if the reader prefers, truncating the series after N terms. The methods used to prove Theorem 1.1 immediately say that the expected number of crossings of a knot given by such a polynomial is *quadratic* in N , as long as the standard deviations of the coefficients decay slower than $k^{3/2}$.

2. PROOF OF THEOREM 1.1

Our first ingredient is [1, Theorem 7.1]:

Theorem 2.1. *Let $v(t) = (f_0(t), \dots, f_n(t))^T$ be a differential function from \mathbb{R}^m to \mathbb{R}^{n+1} , let U be a measurable subset of \mathbb{R}^m , and let A be a random $m \times (n+1)$ matrix. Assume that the rows of A are iid multivariate normal vectors, with mean zero and covariance matrix C . The expected number of real roots of the system of equations $Av(t) = 0$ equals*

$$(1) \quad \pi^{-(m+1)/2} \Gamma\left(\frac{m+1}{2}\right) \int_U \left(\det \left[\frac{\partial^2}{\partial x_i \partial y_j} (\log v(x)^T C v(y)) \Big|_{x=y=t} \right] \right)^{1/2} dt.$$

Now, in Theorem 1.1 we are looking for the self-intersections of the curve $\gamma(\theta) = (x(\theta), y(\theta))$. This means that we are looking for pairs s, t such that $x(t) = x(s), y(t) = y(s)$, so we are looking for zeros of the vector function $(x(t) - x(s), y(t) - y(s))$. However, we want to eliminate the trivial zeros (where $t = s$), which can be achieved by looking for zeros of $(x(t) - x(s), y(t) - y(s))/g(t-s)$, where g is a function vanishing to first order at zero, and nowhere else in $(0, 2\pi)$ (we will see that it is somewhat useful to have the flexibility of choosing g).

Now, we will apply Theorem 2.1 with

$$\begin{aligned} f_{2k+1}(\vartheta, \varphi) &= \frac{(\cos(k\vartheta) - \cos(k\varphi))}{g(\vartheta - \varphi)}, \\ f_{2k}(\vartheta, \varphi) &= \frac{(\sin(k\vartheta) - \sin(k\varphi))}{g(\vartheta - \varphi)}, \end{aligned}$$

while

$$A = \begin{pmatrix} a_1, b_1, \dots, a_k, b_k, \dots \\ c_1, d_1, \dots, c_k, d_k, \dots \end{pmatrix}.$$

If a_k, b_k, c_k, d_k are independent normal with standard deviation $\sigma_k = k^{-\alpha}$, the covariance matrix C is the diagonal matrix, with diagonal entries $k^{-2\alpha}$. Finally, simple trigonometry tells us that

$$v(x, y)Cv(z, w) = \sum_{k=1}^{\infty} \frac{\cos(k(x-z)) + \cos(k(y-w)) - \cos(k(y-z)) - \cos(k(x-w))}{g(x-y)g(z-w)k^{2\alpha}}.$$

In the case where α is an integer, the above expression can be evaluated in closed form.

Example 2.2. Suppose $\alpha = 2$. Then, it can be shown that:

$$\sum_{k=1}^{\infty} \frac{\cos(kx)}{k^4} = -\frac{x^4}{48} + \frac{\pi x^3}{12} - \frac{\pi^2 x^2}{12} + \frac{\pi^4}{90}.$$

Using this, and $g(x) = x$, one can write down the correlation in the case where $\alpha = 2$ as

$$v(x, y)Cv(z, w) = \frac{1}{24}(-2w^2 + 3wx + 3wy - 2wz - 6\pi w - 2x^2 - 2xy + 3xz + 6\pi x - 2y^2 + 3yz + 6\pi y - 2z^2 - 6\pi z - 4\pi^2)$$

Using this, one can compute the expectation in closed form as:

$$-4\sqrt{3}\Gamma(3/2)\pi^{-3/2}(\operatorname{csch}^{-1}(1) - 1) \approx 0.130804$$

In the general case, we set $g(x) = \sin(x/2)$. This gives us:

$$\begin{aligned} \log(v(x, y)Cv(z, w)) = & \log \sum_{k=1}^{\infty} \frac{\cos(k(x-z)) + \cos(k(y-w)) - \cos(k(y-z)) - \cos(k(x-w))}{k^{2\alpha}} \\ & - \log(\sin((x-y)/2)\sin((z-w)/2)) = \\ & f_1(x, y, z, w) + f_2(x, y, z, w), \end{aligned}$$

where f_1 and f_2 denote the two log terms in the formula. We have

$$\frac{\partial^2 f_2}{\partial x \partial z} = \frac{\partial^2 f_2}{\partial x \partial w} = \frac{\partial^2 f_2}{\partial y \partial z} = \frac{\partial^2 f_2}{\partial y \partial w} = 0,$$

The other derivatives are a little more tedious to calculate:

$$\begin{aligned}\frac{\partial f_1}{\partial x} &= \frac{\sum_{k=1}^{\infty} \frac{-k \sin(k(x-z)) + k \sin(k(x-w))}{k^{2\alpha}}}{\sum_{k=1}^{\infty} \frac{\cos(k(x-z)) + \cos(k(y-w)) - \cos(k(y-z)) - \cos(k(x-w))}{k^{2\alpha}}} \\ \frac{\partial f_1}{\partial z} &= \frac{\sum_{k=1}^{\infty} \frac{k \sin(k(x-z)) - k \sin(k(y-z))}{k^{2\alpha}}}{\sum_{k=1}^{\infty} \frac{\cos(k(x-z)) + \cos(k(y-w)) - \cos(k(y-z)) - \cos(k(x-w))}{k^{2\alpha}}}.\end{aligned}$$

It is clear that the dominant terms in all the second partials (as α approaches $3/2$) are of the form

$$\frac{\sum_{k=1}^{\infty} \frac{-k^2 \cos(k(x-z))}{k^{2\alpha}}}{\sum_{k=1}^{\infty} \frac{\cos(k(x-z)) + \cos(k(y-w)) - \cos(k(y-z)) - \cos(k(x-w))}{k^{2\alpha}}},$$

and these converge precisely when $\alpha > 3/2$.

3. THE TRUTH, AND EXPERIMENTS

It is almost certain that Corollary 1.3 is nowhere near sharp, and the probability described therein decays *exponentially* in N . For space curves, we have conducted experiments with different decay rates, and estimated the knot types by computing the Alexander polynomial. When coefficients decay at the threshold decay rate of $k^{3/2}$, the results are that in 100 experiments, we get 97 unknots and 3 trefoils. At the decay rate of k^2 , there are only unknots. At linear decay rate, around half the knots (51 out a hundred) are knots, 23 are trefoils, 4 are 5_2 knots ("three twist knot"), 2 8_{20} knots and a smattering of others. For $\alpha = 5/4$, there are 89 unknots, 8 trefoils, and one each of figure 8, the 5_2 knot, and one septafoil (7_1) knot.

3.1. Distribution of zeros of random Alexander polynomials.

We generated 600 random knots of degree 100 with centered normal coefficients decaying linearly, and we plotted their set of zeros (so, no multiplicity information is present). The highest degree of Alexander polynomial was equal to 12. The data is summarized in Figure 1. You will notice that the distribution of the roots is quite asymmetric around the imaginary axis, quite unlike the distribution of zeros of random reciprocal polynomials (of degree 12, with coefficients uniform in $[-20, 20]$ - see Figure 2. Note that *all* the real roots are positive (in fact, the smallest one is bigger than about 0.22). Then, we generated 600 roots of random polynomials of degree 30 with iid centered normal coefficients. The root distribution now looks quite different (see Figure 3): Now, for the strangest results of all, we look at Alexander polynomials of knots with non-decaying coefficients, and degree 60 - see Figure 4, we used only 100 knots here: It looks like the hole around

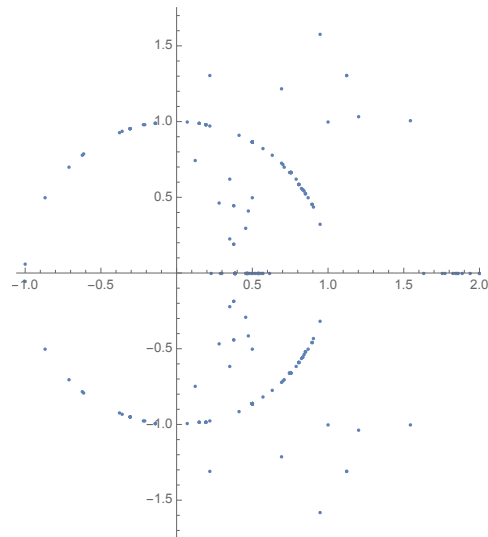


FIGURE 1. Distribution of roots of Alexander polynomials of random knots.

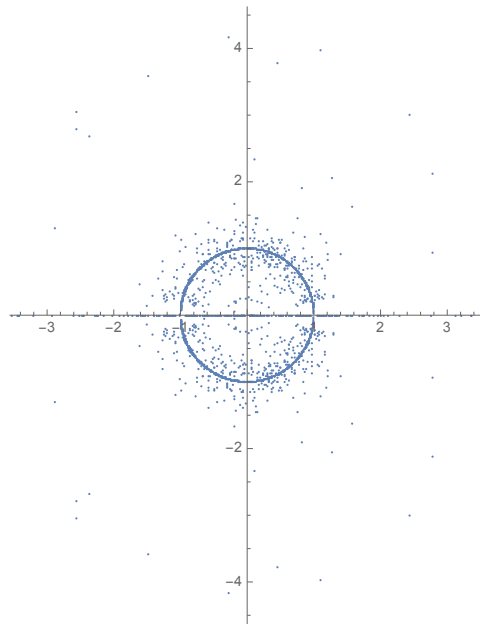


FIGURE 2. Distribution of roots of random reciprocal polynomials.

the point 1 is widening and threatening to swallow the world. Interestingly, the vast majority (99%) of Alexander polynomials in all cases have the sum of roots positive. On the other hand, while a random

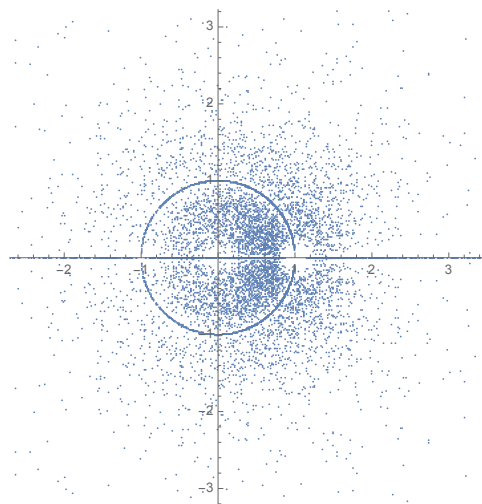


FIGURE 3. Distribution of roots of Alexander polynomials of random knots - no decay, degree 30.

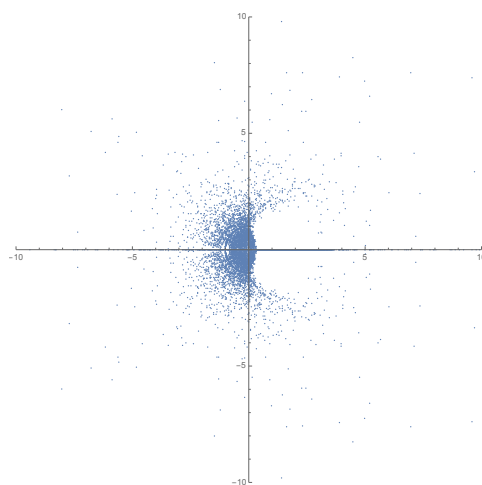


FIGURE 4. Distribution of roots of Alexander polynomials of random knots - no decay, degree 60.

reciprocal polynomial has most of its roots on the unit circle, this is definitely *not* true for Alexander polynomials in any of the regimes we tried.

REFERENCES

- [1] Alan Edelman and Eric Kostlan. How many zeros of a random polynomial are real? *Bulletin of the American Mathematical Society*, 32(1):1–37, 1995.

- [2] Jean-Pierre Kahane. *Some random series of functions*, volume 5. Cambridge University Press, 1993.

ST ANDREWS UNIVERSITY SCHOOL OF MATHEMATICS AND STATISTICS AND
TEMPLE UNIVERSITY MATHEMATICS DEPARTMENT.

E-mail address: `igor.rivin@st-andrews.ac.uk`