

A Theoretical Analysis of the BDeu Scores in Bayesian Network Structure Learning

Joe Suzuki

Osaka University
suzuki@math.sci.osaka-u.ac.jp

In Bayesian network structure learning (BNSL), we need the prior probability over structures and parameters. If the former is the uniform distribution, the latter determines the correctness of BNSL. In this paper, we compare BDeu (Bayesian Dirichlet equivalent uniform) and Jeffreys' prior w.r.t. their consistency. When we seek a parent set U of a variable X , we require regularity that if $H(X|U) \leq H(X|U')$ and $U \subsetneq U'$, then U should be chosen rather than U' . We prove that the BDeu scores violate the property and cause fatal situations in BNSL. This is because for the BDeu scores, for any sample size n , there exists a probability in the form $P(X, Y, Z) = P(XZ)P(YZ)/P(Z)$ such that the probability of deciding that X and Y are not conditionally independent given Z is more than a half. For Jeffreys' prior, the false-positive probability uniformly converges to zero without depending on any parameter values, and no such an inconvenience occurs.

1 Introduction

In this paper, we consider learning a Bayesian network (BN) structure from examples, where a BN [8] is defined to be a directed acyclic graph (DAG) that expresses factorization of the distribution. In particular, we find a structure of the maximum posterior probability given the examples w.r.t. the prior probabilities over parameters and structures.

In order to compare the posterior probabilities of the BN structures with N variables, we construct quantities (scores) for each of the $2^N - 1$ subsets. For example, if there are $N = 3$ variables X, Y, Z , then we compute from n triples of examples, seven scores such as $Q^n(X)$, $Q^n(Y)$, $Q^n(Z)$, $Q^n(Y, Z)$, $Q^n(Z, X)$, $Q^n(X, Y)$, $Q^n(X, Y, Z)$ that are regarded as alternatives of probabilities. The prior probability over structures is usually the uniform distribution, and the posterior probability of each structure can be computed from those scores. In BN structure learning (BNSL), a conjugate prior probability (Dirichlet distribution) of the multinomial distribution is being used. For example, for variable X , the prior probabilities over the parameters $\theta = (\theta_x)$ is expressed as $\prod_x \theta_x^{\alpha(x)-1}$

multiplied by a constant, where θ_x is the probability of $X = x$ and $a(x)$ is a positive constant associated with $X = x$. In this sense, the choice of constant $a(\cdot)$ determines the correctness of BNSL.

Several settings of $a(\cdot)$ have been used for BNSL: the BD scores based on Jeffreys' prior [6] ($a(\cdot) = 0.5$), the BDe scores ($a(x)$ is proportional to the probability of $X = x$) [5], and the BDeu (BD equivalent uniform) scores ($a(x) = \delta/\alpha$ with α the number of values that X takes and $\delta > 0$ a constant called an equivalent sample size) [2]

Among them, the BDeu scores are used often in BNSL, and its performance has been examined most. Steck and Jaakkola [11] demonstrated that as the equivalent sample size δ and the sample size n decreases and increases, respectively, simpler BN structures tend to be selected. Silander, Kontkanen, and Myllymaki [10] performed empirical experiments to find the optimum equivalent sample size δ . They confirmed the result by Steck and Jaakkola [11] and indicated that the solution is highly sensitive to the chosen δ . Although the analysis on BDeu was only empirically, Ueno [14] provided an asymptotic analysis of the scores for BNSL, and suggested the ratio of $\delta > 0$ and sample size n determines the penalty of adding arcs in BNSL.

The main drawback of the existing research on the scores is not to answer why the BDeu scores should be used rather than the BD scores based on Jeffreys' prior (they mainly consider what $\delta > 0$ should be chosen when they use the BDeu scores). The main purpose of this paper is to mathematically derive the theoretical formula of the both scores and to compare them in a precise way. The existing evaluations were mainly experimental and little persuasive results have been obtained.

It is not hard to prove that BNSL based on the BDeu scores obtains a correct structure as the sample size n grows. But, thus far, nobody noticed that such consistency is true in the sense of pointwise property (not uniform). This means that a probability of the BN exists such that BNSL does not converge to the true BN even if the sample size n grows.

In BNSL, we seek the parent set U of each variable X that maximizes the ratio $Q^n(X|U) = Q^n(X, U)/Q^n(U)$. Then, we require regular balance between the fitness of U , expressed by the empirical entropy $H(X|U)$, to the n examples and minimality of U , i.e.

$$H(X|U) \leq H(X|U'), U \subseteq U' \implies Q^n(X|U) \geq Q^n(X|U')$$

We prove that the BDeu scores violate regularity, and suggest that this phenomenon causes serious problems in BNSL. Although Silander, Kontkanen, and Myllymaki [10] pointed out that the balance is not valid in the BDeu scores, but they derived no mathematical formula. On the other hand, the BD scores based on Jeffreys' prior do not face such a problem, which is due to its uniform consistency in BNSL.

This paper is organized as follows. Section 2 gives preliminaries: Sections 2.1, 2.2, 2.3, and 2.4 explain BN, BNSL, scores, and consistency, respectively. Section 3 proves new results (Theorems 1, 2, 3): Theorem 1 in Section 3.1 shows

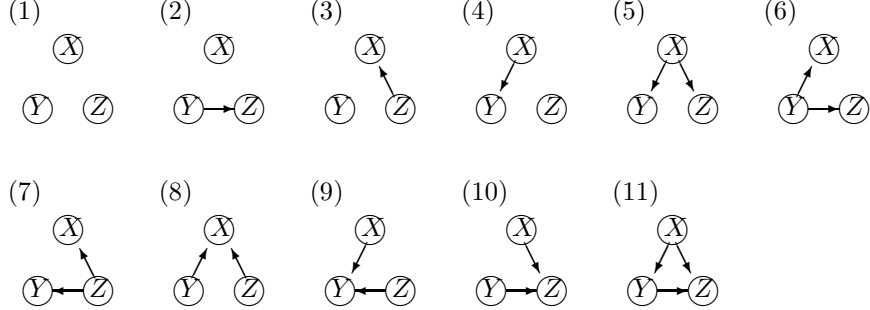


Figure 1: The eleven Bayesian networks

the exact asymptotics up to $o(1/n)$ and explains the role of equivalent sample size $\delta > 0$; Theorem 2 in Section 3.2 shows irregularity of the BDeu scores; and Theorem 3 in Section 3.3 shows that when the BDeu scores face fatal situations in BNSL. Section 4 summaries the properties that this paper proves and their significances.

2 Background

2.1 Bayesian Network

Let $X^{(1)}, \dots, X^{(N)}$ be random variables taking a finite number of values ($N \geq 1$). We define a Bayesian network (BN) by the directed acyclic graph (DAG) that expresses factorization of the distribution $P(X^{(1)}, \dots, X^{(N)})$. For example, for $N = 3$ variables X, Y, Z , we can check that the 25 DAGs (Figure 1) are categorized into the eleven equivalent classes:

$$\begin{aligned}
 &P(X)P(Y)P(Z), P(X)P(YZ), P(Y)P(ZX), P(Z)P(XY) \\
 &\frac{P(ZX)P(XY)}{P(X)}, \frac{P(XY)P(YZ)}{P(Y)}, \frac{P(ZX)P(XY)}{P(Z)} \\
 &\frac{P(Y)P(Z)P(XYZ)}{P(YZ)}, \frac{P(Z)P(X)P(XYZ)}{P(ZX)}, \frac{P(X)P(Y)P(XYZ)}{P(XY)}, \text{ and } P(XYZ)
 \end{aligned}$$

Hereafter we write those eleven equations by (1)-(11).

2.2 Bayesian Network Structure Learning

Suppose we wish to test whether random variables X and Y are independent¹ from n pairs of examples $x^n = (x_1, \dots, x_n)$ and $y^n = (y_1, \dots, y_n)$ following X and Y , respectively. Then, we would prepare the prior probability $0 < p < 1$

¹We denote $X \perp\!\!\!\perp Y|Z$ if X and Y are conditionally independent given Z

of $X \perp\!\!\!\perp Y$ and some alternatives $Q^n(X), Q^n(Y), Q^n(X, Y)$ of probabilities of $x^n, y^n, (x^n, y^n)$, and decide that $X \perp\!\!\!\perp Y$ if and only if

$$pQ^n(X)Q^n(Y) \geq (1-p)Q^n(X, Y), \quad (12)$$

where the definitions of $Q^n(X), Q^n(X, Y)$, etc. will be given in Section 2.3.

Furthermore, suppose we wish to test whether X and Y are conditionally independent given another random variable Z from n triples of examples $x^n = (x_1, \dots, x_n), y^n = (y_1, \dots, y_n), z^n = (z_1, \dots, z_n)$ following X, Y and Z , respectively. Then, we would prepare the prior probability $0 < p < 1$ of $X \perp\!\!\!\perp Y|Z$ and some alternatives $Q^n(X, Z), Q^n(Y, Z), Q^n(Z), Q^n(X, Y, Z)$ of probabilities of $(x^n, z^n), (y^n, z^n), z^n, (x^n, y^n, z^n)$, and decide that $X \perp\!\!\!\perp Y|Z$ if and only if

$$pQ^n(X, Z)Q^n(Y, Z) \geq (1-p)Q^n(X, Y, Z)Q^n(Z) \quad (13)$$

In this paper, we consider to learn the BN structure given n tuples of examples

$$\begin{array}{ccc} X^{(1)} = x_{1,1} & , \dots , & X^{(N)} = x_{1,N} \\ & \dots , & \dots \\ X^{(1)} = x_{n,1} & , \dots , & X^{(N)} = x_{n,N} \end{array}$$

following variables $X^{(1)} \dots, X^{(N)}$, where we assume

1. no missing values in the n tuples of examples, and
2. the prior probabilities are given.

For example, if $N = 3$, the problem is to choose one of the eleven DAGs in Figure 1. For (1)-(11), we compare the values

$$\begin{aligned} & Q^n(X)Q^n(Y)Q^n(Z), Q^n(X)Q^n(Y, Z), Q^n(Y)Q^n(Z, X), Q^n(Z)Q^n(X, Y) \\ & \frac{Q^n(Z, X)Q^n(X, Y)}{Q^n(X)}, \frac{Q^n(X, Y)Q^n(Y, Z)}{Q^n(Y)}, \frac{Q^n(Z, X)Q^n(X, Y)}{Q^n(Z)} \\ & \frac{Q^n(Y)Q^n(Z)Q^n(X, Y, Z)}{Q^n(Y, Z)}, \frac{Q^n(Z)Q^n(X)Q^n(X, Y, Z)}{Q^n(Z, X)}, \frac{Q^n(X)Q^n(Y)Q^n(X, Y, Z)}{Q^n(X, Y)}, Q^n(X, Y, Z) \end{aligned}$$

multiplied by their prior probabilities, and obtain a BN structure of the maximum posterior probability (Cooper and Herskovits, 1992 [4]).

2.3 Bayesian Dirichlet Scores

Now we consider the definition of the quantities $Q^n(S)$ with $S \subseteq V := \{X^{(1)}, \dots, X^{(N)}\}$.

Suppose that we do not know the probability θ_x of $X = x$ and we wish to assign a probability to each sequence of length n (if X takes α values, then α^n

such sequences exist). One way to deal with this problem is to prepare a weight $w(\cdot)$ over $\theta = (\theta_x)$ such as

$$w(\theta) = K \prod_x \theta_x^{a(x)-1}$$

with a normalization constant K to obtain the quantity (Bayesian Dirichlet score)

$$\begin{aligned} Q^n(X) &= \int \prod_x \theta^{c(x)} w(\theta) d\theta = K \int \prod_x \theta^{c(x)+a(x)-1} d\theta \\ &= \frac{\Gamma(\sum_x a(x))}{\Gamma(n + \sum_x a(x))} \prod_x \frac{\Gamma(c(x) + a(x))}{\Gamma(a(x))}, \end{aligned} \quad (14)$$

where $a(x) > 0$ is a constant that may depend on $X = x$, $c(x)$ is the frequencies of $X = x$ in the sequence, and $\Gamma(\cdot)$ is the Gamma function.

Hereafter, we use the Gamma function $\Gamma(z)$ that generalizes factorial $n! = n(n-1)\cdots 1$ when $z = n+1$. In particular, we use the following property:

$$\frac{\Gamma(n+a)}{\Gamma(a)} = (n-1+a)(n-2+a)\cdots a$$

for integer $n \geq 0$ and real $a > 0$. For example, in (14),

$$\frac{\Gamma(c(x) + a(x))}{\Gamma(a(x))} = (c(x) - 1 + a(x))(c(x) - 2 + a(x))\cdots a(x)$$

for each x , and

$$\frac{\Gamma(n + \sum_x a(x))}{\Gamma(\sum_x a(x))} = (n-1 + \sum_x a(x))(n-2 + \sum_x a(x))\cdots \sum_x a(x).$$

Similarly, we express $Q^n(X, Y)$ using constants $a(x, y) > 0$ and frequencies $c(x, y)$ by

$$Q^n(X, Y) = \frac{\Gamma(\sum_x \sum_y a(x, y))}{\Gamma(n + \sum_x \sum_y a(x, y))} \prod_x \prod_y \frac{\Gamma(c(x, y) + a(x, y))}{\Gamma(a(x, y))}. \quad (15)$$

In general, we express $Q^n(S)$ with $S \subseteq V$ using $a(s) > 0$ and $c(s)$

$$Q^n(S) = \frac{\Gamma(\sum_s a(s))}{\Gamma(n + \sum_s a(s))} \prod_s \frac{\Gamma(c(s) + a(s))}{\Gamma(a(s))},$$

where S takes γ values and s ranges over the γ values (for example, if $X, Y \in V$ take α and β values, then $S = \{X, Y\}$ takes $\gamma = \alpha\beta$ values).

In this paper, we consider the two settings of $a(s)$:

1. $a(s) = 0.5$ for the γ values and for all $S \subseteq V$; and

2. $a(s) = \delta/\gamma$ for the γ values, where δ is a constant (equivalent sample size) shared by all $S \subseteq V$.

We say that the values $Q^n(\cdot)$ based on them are the BD (Bayesian Dirichlet) scores based on Jeffreys' prior [6] and BDeu (BD equivalent uniform [2] [14]) score, respectively.

The idea of using the BDeu scores is based on the following: in order to obtain $Q^n(Y|X)$ in the form

$$Q^n(Y|X) = \prod_x \left\{ \frac{\Gamma(a(x))}{\Gamma(c(x) + a(x))} \prod_y \frac{\Gamma(c(x, y) + a(x, y))}{\Gamma(a(x, y))} \right\}, \quad (16)$$

the terms

$$\frac{\Gamma(\sum_x a(x))}{\Gamma(n + \sum_x a(x))} \text{ and } \frac{\Gamma(\sum_x \sum_y a(x, y))}{\Gamma(n + \sum_x \sum_y a(x, y))} \quad (17)$$

in (14) and (15) should be cancelled out, so that we require $a(x) = \sum_y a(x, y)$. If we set $\delta = \sum_x a(x)$ and assume that $a(x)$ and $a(x, y)$ are constant for the α and $\alpha\beta$ values, respectively, then $a(x) = \delta/\alpha$ and $a(x, y) = \delta/(\alpha\beta)$ follow, so that we obtain

$$Q^n(Y|X) = \prod_x \left\{ \frac{\Gamma(\delta/\alpha)}{\Gamma(c(x) + \delta/\alpha)} \prod_y \frac{\Gamma(c(x, y) + \frac{\delta}{\alpha\beta})}{\Gamma(\frac{\delta}{\alpha\beta})} \right\},$$

and

$$Q^n(X, Y) = \frac{\Gamma(\delta)}{\Gamma(n + \delta)} \prod_x \prod_y \frac{\Gamma(c(x, y) + \frac{\delta}{\alpha\beta})}{\Gamma(\frac{\delta}{\alpha\beta})},$$

which is generalized to

$$Q^n(S) = \frac{\Gamma(\delta)}{\Gamma(n + \delta)} \prod_s \frac{\Gamma(c(s) + \frac{\delta}{\gamma})}{\Gamma(\frac{\delta}{\gamma})}.$$

when γ is the number of values that S takes and s ranges over the γ values.

2.4 Consistency of Learning Bayesian Network Structures

In any estimation of statistics, we expect that the estimated value approaches to the correct value as the sample size grows.

We say that a model selection procedure is (strongly) consistent if the probability one is assigned to the sequences of length n such that the estimated model is correct only but finite times as $n \rightarrow \infty$ [3].

In particular, for Bayesian network structure learning (BNSL), we require $Q^n(\cdot)$ to satisfy that for any three disjoint subsets \mathbf{X} , \mathbf{Y} , and \mathbf{Z} of V , the following decision should be consistent:

$$\mathbf{X} \perp\!\!\!\perp \mathbf{Y} | \mathbf{Z} \iff Q^n(\mathbf{X} \cup \mathbf{Z}) Q^n(\mathbf{Y} \cup \mathbf{Z}) \geq Q^n(\mathbf{X} \cup \mathbf{Y} \cup \mathbf{Z}) Q^n(\mathbf{Z}). \quad (18)$$

For consistency, the reference [12] showed under $a(x) = a(y) = a(x, y) = 0.5$ in (15)

$$(12) \iff X \perp\!\!\!\perp Y$$

for large n with probability one as $n \rightarrow \infty$, where $I(X, Y)$ is the mutual information between X, Y which is defined by

$$I(X, Y) := \sum_x \sum_y P_{XY}(x, y) \log \frac{P_{XY}(x, y)}{P_X(x)P_Y(y)} .$$

Then, the reference [13] showed under $a(x, y, z) = a(x, z) = a(y, z) = a(z) = 0.5$,

$$(13) \iff X \perp\!\!\!\perp Y|Z \tag{19}$$

and

$$\frac{1}{n} \log \frac{(1-p)Q^n(X, Y, Z)Q^n(Z)}{pQ^n(X, Z)Q^n(Y, Z)} \rightarrow I(X, Y|Z) ,$$

for large n with probability one as $n \rightarrow \infty$, where $I(X, Y|Z)$ is the conditional mutual information between X, Y given Z which is defined by

$$I(X, Y|Z) := \sum_x \sum_y \sum_z P_{XYZ}(x, y, z) \log \frac{P_{XYZ}(x, y, z)P_Z(z)}{P_{XZ}(x, z)P_{YZ}(y, z)} .$$

The straightforward extension of (19) such that $X \rightarrow \mathbf{X}, Y \rightarrow \mathbf{Y}$, and $Z \rightarrow \mathbf{Z}$ implies the condition (18) for the BD score based on Jeffreys' prior because $I(X, Y|Z) = 0 \iff X \perp\!\!\!\perp Y|Z$.

This paper mainly considers whether similar properties hold for the BDeu scores.

3 Properties of BDeu

In this section, we derive properties of the BDeu scores that have not found thus far. Some of them might be intuitively apparent but have not been proved mathematically in the literature.

3.1 Consistency of BDeu

This subsection proves consistency of the BDeu scores.

Let α, β, γ be the numbers of values that $\mathbf{X}, \mathbf{Y}, \mathbf{Z}$ take. Given n examples of $\mathbf{X}, \mathbf{Y}, \mathbf{Z}$, we estimate whether \mathbf{X} and \mathbf{Y} are independent given \mathbf{Z} based on the quantity

$$J(n) := \frac{1}{n} \{ \log Q^n(\mathbf{X}, \mathbf{Y}, \mathbf{Z}) + \log Q^n(\mathbf{Z}) - \log Q^n(\mathbf{X}, \mathbf{Z}) - \log Q^n(\mathbf{Y}, \mathbf{Z}) \} . \tag{20}$$

Let $J_*(n)$ and $J^*(n, \delta)$ be the values of $J(n)$ for the BD score based on Jeffreys' prior and the BDeu score with equivalent sample size $\delta > 0$, respectively, and

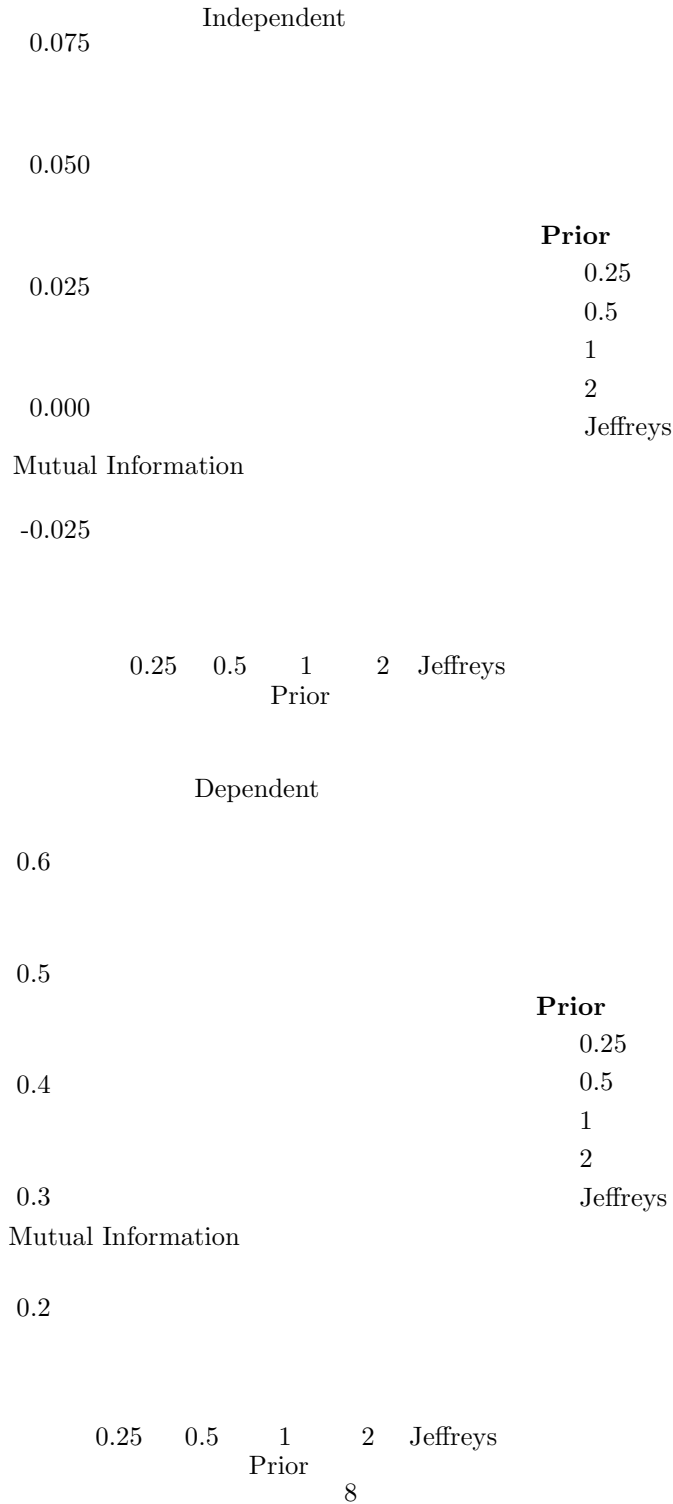


Figure 2: The boxplots of $J(n)$ for the BDeu scores with $\delta = 0.25, 0.5, 1, 2$ and the BD scores based on Jeffreys' when X and Y are independent and dependent ($P(X = 1|Y = 0) = P(X = 1|Y = 1) = 0.1$) for $n = 100$, where $\mathbf{X} = \{X\}$, $\mathbf{Y} = \{Y\}$, and $\mathbf{Z} = \{\}$. We observe that $J(n)$ for the both scores are below and above zero when X and Y are independent and dependent, respectively.

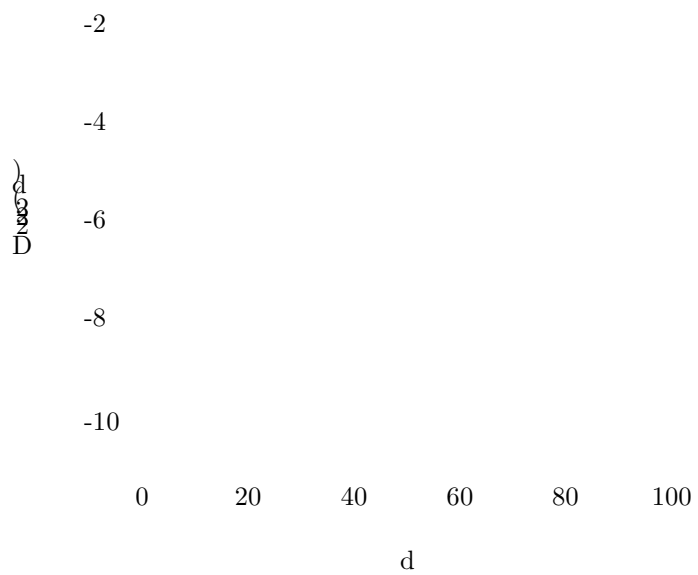


Figure 3: Function $D_{\alpha, \beta, \gamma}(\delta)$ increases but keeps below zero.

let

$$I(n) := \sum_x \sum_y \frac{c(x, y, z)}{n} \log \frac{c(x, y, z)c(z)}{c(x, z)c(y, z)} - \frac{(\alpha - 1)(\beta - 1)\gamma}{2n} \log \frac{n}{2\pi},$$

where x, y , and z range over the values of \mathbf{X}, \mathbf{Y} , and \mathbf{Z} . Also, let $B_\alpha(z) := \Gamma(z)^\alpha / \Gamma(\alpha z)$ with $z > 0$ and $C_{\alpha, \beta, \gamma}(t, u, v, w) := \frac{B_{\alpha\gamma}(t)B_{\beta\gamma}(u)}{B_{\alpha\beta\gamma}(v)B_\gamma(w)}$ with $t, u, v, w > 0$. Hereafter, we denote $f = g + o(h)$ when $(f - g)/h$ converges to zero with probability one as $n \rightarrow \infty$.

We obtain the following theorem. For the proof, see Appendix A.

Theorem 1

$$J_*(n) = I(n) + \frac{1}{n} \log C_{\alpha, \beta, \gamma}\left(\frac{1}{2}, \frac{1}{2}, \frac{1}{2}, \frac{1}{2}\right) + o\left(\frac{1}{n}\right) \quad (21)$$

and

$$J^*(n, \delta) = I(n) + \frac{1}{n} \log C_{\alpha, \beta, \gamma}\left(\frac{\delta}{\alpha\gamma}, \frac{\delta}{\beta\gamma}, \frac{\delta}{\alpha\beta\gamma}, \frac{\delta}{\gamma}\right) + \frac{1}{n} D_n + o\left(\frac{1}{n}\right) \quad (22)$$

with

$$\begin{aligned} D_n = & -\left(\frac{\delta}{\alpha\gamma} - \frac{1}{2}\right) \sum_x \sum_z \log \frac{c(x, z)}{n} - \left(\frac{\delta}{\beta\gamma} - \frac{1}{2}\right) \sum_y \sum_z \log \frac{c(y, z)}{n} \\ & + \left(\frac{\delta}{\alpha\beta\gamma} - \frac{1}{2}\right) \sum_x \sum_y \sum_z \log \frac{c(x, y, z)}{n} + \left(\frac{\delta}{\gamma} - \frac{1}{2}\right) \sum_z \log \frac{c(z)}{n}. \end{aligned} \quad (23)$$

From the law of large numbers, $c(x, z)/n$, $c(y, z)/n$, $c(x, y, z)/n$, and $c(z)/n$ converge to $P(\mathbf{X} = x, \mathbf{Z} = z)$, $P(\mathbf{Y} = y, \mathbf{Z} = z)$, $P(\mathbf{X} = x, \mathbf{Y} = y, \mathbf{Z} = z)$, and $P(\mathbf{Z} = z)$, respectively, as $n \rightarrow \infty$, which means the difference between $J^*(n, \delta)$ and $J_*(n)$ is at most $O(1/n)$ and is negligible compared with $J_*(n)$. Since the BD score based on Jeffereys' prior is consistent, so is the BDeu score:

Corollary 1 (Consistency of BDeu) For any $\delta > 0$ and large n ,

$$J^*(n, \delta) \leq 0 \iff \mathbf{X} \perp\!\!\!\perp \mathbf{Y} | \mathbf{Z}$$

In particular, for the term D_n that depends on the actual data, we observe that when $\mathbf{X} \perp\!\!\!\perp \mathbf{Y} | \mathbf{Z}$, for large n , it is nonnegative and does not depend on the choice of δ :

Corollary 2 If $\mathbf{X} \perp\!\!\!\perp \mathbf{Y} | \mathbf{Z}$, then for any $\delta > 0$,

$$\begin{aligned} \lim_{n \rightarrow \infty} D_n = & -\frac{\beta - 1}{2} \sum_x \sum_z \log \frac{P(\mathbf{X} = x, \mathbf{Z} = z)}{P(\mathbf{Z} = z)} - \frac{\alpha - 1}{2} \sum_y \sum_z \log \frac{P(\mathbf{Y} = y, \mathbf{Z} = z)}{P(\mathbf{Z} = z)} \\ & - \frac{(\alpha - 1)(\beta - 1)}{2} \sum_z \log P(\mathbf{Z} = z) \geq 0 \end{aligned} \quad (24)$$

Figure 2 depicts the boxplots both for when they are independent and dependent ($P(X = 1|Y = 0) = P(X = 1|Y = 0) = 0.1$ for $n = 100$), where $\mathbf{X} = \{X\}$, $\mathbf{Y} = \{Y\}$, and $\mathbf{Z} = \{\}$. We observe that $J(n)$ for the both scores are below and above zero when X and Y are independent and dependent, respectively.

The difference in the constant terms

$$D_{\alpha,\beta,\gamma}(\delta) := \log C_{\alpha,\beta,\gamma}\left(\frac{\delta}{\alpha\gamma}, \frac{\delta}{\beta\gamma}, \frac{\delta}{\alpha\beta\gamma}, \frac{\delta}{\gamma}\right) - \log C_{\alpha,\beta,\gamma}\left(\frac{1}{2}, \frac{1}{2}, \frac{1}{2}, \frac{1}{2}\right)$$

is negative and large (Figure 3), so that $J^*(n, \delta) < J_*(n)$ in most cases.

3.2 Inconvenience of BDeu

Suppose that we have n examples $\underbrace{0 \cdots 0}_n$ that follow X and Y for $n \geq 1$. In this case, it is likely that X and Y are independent because $P(X = 0) = P(Y = 0) = P(X = Y = 0) = 1$ implies $P(X)P(Y) = P(XY)$. Then, we expect that (12) holds and that if we assume the prior probability p of $X \perp\!\!\!\perp Y$ to be 0.5, $Q^n(X)Q^n(Y) \geq Q^n(XY)$ should hold. However, we observe $Q^n(X)Q^n(Y) < Q^n(XY)$ for the BDeu score with any $\delta > 0$ while $Q^n(X)Q^n(Y) \geq Q^n(XY)$ for the BD score based on Jeffreys' prior. For example, suppose $n = 5$ and $\delta = 1$.

$$Q^n(X) = Q^n(Y) = \frac{\Gamma(1)}{\Gamma(n+1)} \cdot \frac{\Gamma(n+1/2)}{\Gamma(1/2)} = \frac{1}{5!} \cdot \frac{9}{2} \cdot \frac{7}{2} \cdot \frac{5}{2} \cdot \frac{3}{2} \cdot \frac{1}{2} = 0.246 \cdots,$$

thus $Q^n(X)Q^n(Y) = 0.0605 \cdots$ for the both scores. On the other hand,

$$Q^n(X, Y) = \frac{\Gamma(1)}{\Gamma(n+1)} \cdot \frac{n+1/4}{\Gamma(1/4)} = \frac{1}{5!} \cdot \frac{17}{4} \cdot \frac{13}{4} \cdot \frac{9}{4} \cdot \frac{5}{4} \cdot \frac{1}{4} = 0.0809 \cdots$$

for BDeu, and

$$Q^n(X, Y) = \frac{\Gamma(2)}{\Gamma(n+2)} \cdot \frac{n+1/2}{\Gamma(1/2)} = \frac{1}{6!} \cdot \frac{9}{2} \cdot \frac{7}{2} \cdot \frac{5}{2} \cdot \frac{3}{2} \cdot \frac{1}{2} = 0.0410 \cdots$$

for Jeffreys'.

In fact, we have the following result:

Theorem 2 Suppose we have examples (x_1, \cdots, x_n) , (y_1, \cdots, y_n) , and (z_1, \cdots, z_n) that follow \mathbf{X}, \mathbf{Y} , and \mathbf{Z} , respectively. If functions f and g exist such that $x_i = f(z_i)$ and $y_i = g(z_i)$ for $i = 1, \cdots, n$ and we construct scores $Q^n(\cdot)$ based on the examples for $n \geq 1$, then $J_*(n) \leq 0$ and $J^*(n, \delta) \geq 0$ for any $\delta > 0$. In particular, $J^*(n, \delta) > 0$ for any $\delta > 0$ and $n \geq 2$

See Appendix B for the proof.

Corollary 3 Suppose we have examples (x_1, \cdots, x_n) and (y_1, \cdots, y_n) that follow X and Y , respectively. If $x_1 = \cdots = x_n$ and $y_1 = \cdots = y_n$ for $n \geq 2$, and we construct scores $Q^n(\cdot)$ based on the examples, then $Q^n(X)Q^n(Y) \geq Q^n(X, Y)$ for the score based on Jeffreys' prior and $Q^n(X)Q^n(Y) < Q^n(X, Y)$ for the BDeu score with any $\delta > 0$.

Note that we do not claim singularity at specific cases such as $\underbrace{0 \cdots 0}_n$. For example, $Q^n(X)Q^n(Y) < Q^n(XY)$ for BDeu occurs often even when $P(X = 0, Y = 0) \neq 1$. Figure 4 shows the value of $J(n)$ when the sequence of X contains r ones with $0 \leq r \leq n/2$ and that of Y is $\underbrace{0 \cdots 0}_n$ for $n = 100$. The $J(n)$ value is positive w.r.t. $r = 0, 1, 2, 3$ for the BDeu scores while it is always negative and keeps the same value

$$\begin{aligned}
& \frac{1}{n} \log Q^n(X, Y) - \frac{1}{n} \log Q^n(X) - \frac{1}{n} \log Q^n(Y) \\
= & \frac{1}{n} \log \left\{ \frac{\Gamma(r + \frac{1}{2})\Gamma(n - r + \frac{1}{2})\Gamma(\frac{1}{2})^2}{\Gamma(n + 2)} \right\} - \frac{1}{n} \log \left\{ \frac{\Gamma(r + \frac{1}{2})\Gamma(n - r + \frac{1}{2})}{\Gamma(n + 1)} \right\} \\
& - \frac{1}{n} \log \left\{ \frac{\Gamma(n + \frac{1}{2})\Gamma(\frac{1}{2})}{\Gamma(n + 1)} \right\} \\
= & \frac{1}{n} \log \frac{\sqrt{\pi}\Gamma(n + 1)}{(n + 1)\Gamma(n + \frac{1}{2})}
\end{aligned}$$

w.r.t. $0 \leq r \leq n$ for the SD scores based on Jeffreys' prior. Note that X and Y are independent if we assume $P(Y = 0) = 1$ regardless of the value of X .

Corollary 4 For any $\delta > 0$, $n \geq 1$, and $0 < \epsilon < 1$, there exists a distribution $P(\mathbf{X}, \mathbf{Y}, \mathbf{Z})$ such that $P(\mathbf{X} = x, \mathbf{Y} = y, \mathbf{Z} = z) > 0$ for all x, y, z , $\mathbf{X} \perp\!\!\!\perp \mathbf{Y} | \mathbf{Z}$, and $J^*(n, \delta) > 0$ with probability more than ϵ .

Proof. We only show it for the case that $\mathbf{Z} = \{\}$ and $\alpha = \beta = 2$ because its extension is straightforward. We arbitrarily fix the values of $\delta > 0$ and $n \geq 1$. If $P(X = 0, Y = 0) = 1$, then the probability p of $J^*(n, \delta) > 0$ is one. Even if we slightly change the values of $P(X, Y)$ so that $P(X = x, Y = y) = P(X = x)P(Y = y) > 0$ for all the values of (x, y) , the probability p can exceed ϵ because p is continuous w.r.t. the space

$$\Theta := \{(\theta_{00}, \theta_{01}, \theta_{10}, \theta_{11}) | 0 \leq \theta_{00}, \theta_{01}, \theta_{10}, \theta_{11} \leq 1, \theta_{00} + \theta_{01} + \theta_{10} + \theta_{11} = 1\}.$$

This completes the proof.

Note that Corollary 4 is not inconsistent with Corollary 1. In fact, Corollary 1 claims only pointwise consistency: if the values of $\theta \in \Theta$ and $0 < \epsilon < 1$ are fixed first, we have $J(n, \delta) \leq 0$ with probability one as $n \rightarrow \infty$ when $\mathbf{X} \perp\!\!\!\perp \mathbf{Y} | \mathbf{Z}$. However, if the value of n is fixed first, there exists $\theta \in \Theta$ such that $J(n, \delta) > 0$ with probability more than ϵ when $\mathbf{X} \perp\!\!\!\perp \mathbf{Y} | \mathbf{Z}$. This is due to the fact that the value of (24) depends on $P(\mathbf{X} = x, \mathbf{Z} = z)$, $P(\mathbf{Y} = y, \mathbf{Z} = z)$, and $P(\mathbf{Z} = z)$: even if the value of $I(n)$ is negative, if the value of (24) is large enough due to the values of the $P(\mathbf{X} = x, \mathbf{Z} = z)$, $P(\mathbf{Y} = y, \mathbf{Z} = z)$, and $P(\mathbf{Z} = z)$, the total can be positive for any n when $\mathbf{X} \perp\!\!\!\perp \mathbf{Y} | \mathbf{Z}$.

On the other hand, the BD score based on Jeffreys' prior is uniformly consistent: for any $0 < \epsilon < 1$, the probability of $J_*(n) > 0$ uniformly decreases with n without depending on any parameters and for any distribution




Figure 4: The values of $J(n)$ for the BDeu scores and the BD scores based on Jeffreys' prior: the former is positive for $r = 0, 1, 2, 3$ while the latter keeps the same value for all r .

$P(\mathbf{X}, \mathbf{Y}, \mathbf{Z}) = P(\mathbf{X}, \mathbf{Z})P(\mathbf{Y}, \mathbf{Z})/P(\mathbf{Z})$ [13], which is due to the fact that the value $n\{J_*(n) - I(n)\}$ in (21) uniformly converges to a constant.

3.3 Irregularity of BDeu in BNSL

In BNSL, we seek its parent set U of $X \in V$ s.t. the BD score $Q^n(X|U)$ is maximized among $U \subseteq S$ for each $S \subseteq V \setminus \{X\}$. The performance of BNSL solely depends on prior probabilities over structures and over parameters. If we assume the former to be uniform, the correctness of the decision only depends on the choice of $a(\cdot)$.

Let $c(u)$ and $c(x, u)$ be the occurrences of $U = u$ and $(U, X) = (u, x)$ in the n examples (x_1, \dots, x_n) and (u_1, \dots, u_n) that follow $X \in V$ and $U \subseteq V \setminus \{X\}$. We define the empirical entropy $H(X|U)$ of X given U by

$$H(X|U) := \sum_x \sum_u -\frac{c(x, u)}{n} \log \frac{c(x, u)}{c(u)}.$$

Empirical entropy expresses how the parent set U fits to the n examples for the variable X .

We define regularity of BNSL in order to proceed discussion.

Definition 1 BNSL is regular if $H(X|U) \leq H(X|U')$ and $U \subseteq U'$ imply $Q^n(X|U) \geq Q^n(X|U')$.

Regularity requires that the fitness of U to the n examples and minimality of U should be balanced. For example, for information criteria such as AIC [1], BIC [9]

$$AIC(X, U) := H(X|U) + \frac{(\alpha - 1)\gamma}{n} \text{ and } BIC(X, U) := H(X|U) + \frac{(\alpha - 1)\gamma}{2n} \log n$$

satisfy

$$H(X|U) \leq H(X|U'), U \subseteq U' \implies AIC(X, U) \leq AIC(X, U'), BIC(X, U) \leq BIC(X, U'),$$

where α and γ are the numbers of values that X and U take. Furthermore, the BD score based on Jeffreys' prior

$$-\log Q^n(X|U) = H(X|U) + \frac{(\alpha - 1)\gamma}{2n} \log \frac{n}{2\pi} + \epsilon_n$$

in (21) is regular, where ϵ_n is uniformly bounded by a constant divided by n [13].

Our main claim of this paper is rather surprising:

Theorem 3 BDSL based on the BDeu scores is not regular.

Proof. Let $Y \in V$ and $U \subseteq V \setminus \{X, Y\}$. It is sufficient to show

$$Q^n(X|U) < Q^n(X|U \cup \{Y\}) \tag{25}$$

Table 1: Data of Variables X , $U = \{Z, W\}$, and Y ($n = 12$)

X	0	0	0	1	1	1	1	1	1	0	0	0
Z	0	0	0	0	0	0	1	1	1	1	1	1
W	0	0	0	1	1	1	0	0	0	1	1	1
Y	0	0	0	0	0	0	0	0	0	1	1	1

for some (x_1, \dots, x_n) , (y_1, \dots, y_n) , and (u_1, \dots, u_n) that follow X, Y, U s.t. $H(X|U) \leq H(X|U \cup \{Y\})$. Then, noting that (25) can be written as

$$\log Q^n(\{X, Y\} \cup U) + \log Q^n(U) - \log Q^n(\{X\} \cup U) - \log Q^n(\{Y\} \cup U) > 0 .$$

From Theorem 2 with $\mathbf{X} = \{X\}$, $\mathbf{Y} = \{Y\}$, and $\mathbf{Z} = U$, if f and g exist s.t. $x_i = f(u_i)$ and $y_i = g(u_i)$ for $i = 1, \dots, n$, then (25) follows. We also observe $H(X|U) = H(X|U \cup \{Y\}) = 0$ when such f and g exist. This completes the proof.

For example, suppose that we have data in Table 1 ($n = 12$) for four variables X, Y, Z, W , and that we choose as the parent set of X either $\{Z, W\}$ or $\{Z, W, Y\}$. From the table, we notice that the values x_i of X are determined from $u_i = (z_i, w_i)$ of U , so that the empirical entropy $H(X|U)$ is already zero. Also, the information of Y does not help for further dividing the states of U because the values y_i of Y are determined from $u_i = (z_i, w_i)$ of U . So, it is reasonable to stop adding more variables to $U = \{Z, W\}$. However, from Theorem 3, if we replace the current parent set candidate U by $U \cup \{Y\}$, the BDeu score (for any $\delta > 0$) strictly increases because the values y_i are determined from $u_i = (z_i, w_i)$ for $i = 1, \dots, n$. In fact, for example, for the BDeu score with $\delta = 1$

$$Q^n(X|U) = \frac{Q^n(X, U)}{Q^n(U)} = \left\{ \frac{\Gamma(3 + 1/8)}{\Gamma(1/8)} / \frac{\Gamma(3 + 1/4)}{\Gamma(1/4)} \right\}^3 = \left\{ \frac{\frac{17}{8} \cdot \frac{9}{8} \cdot \frac{1}{8}}{\frac{9}{4} \cdot \frac{5}{4} \cdot \frac{1}{4}} \right\}^3 = 0.0767 \dots$$

$$Q^n(X|U \cup \{Y\}) = \frac{Q^n(X, Y, Z, W)}{Q^n(Y, Z, W)} = \left\{ \frac{\Gamma(3 + 1/16)}{\Gamma(1/16)} / \frac{\Gamma(3 + 1/8)}{\Gamma(1/8)} \right\}^3 = \left\{ \frac{\frac{33}{16} \cdot \frac{17}{16} \cdot \frac{1}{16}}{\frac{17}{8} \cdot \frac{9}{8} \cdot \frac{1}{8}} \right\}^3 = 0.0962 \dots ,$$

so that $Q^n(X|U) < Q^n(X|U \cup \{Y\})$. Thus, BDeu chooses $\{Y, Z, W\}$ rather than $\{Z, W\}$ as the parent set, which demonstrates that BNSL based on the BDeu scores is not regular.

It is unlikely that such an irregular situation occurs when the parent set candidate U contains fewer variables (for example, when U has no variable, the same values must occur for both of X and Y). However, as the number of variables in U increases and the occurrences $c(u)$ of $U = u$ decreases, such a phenomenon occurs more often.

Theorem 3 does not claim that the regularity is violated only if such singular situations occur. It can be considered that the phenomenon occurs more often in usual situations such as

1. when the empirical entropy is small
2. when the sample size n is small
3. when the number N of variable is large

In particular, it is likely that this happens in the sparse situation $n \ll N$.

4 Concluding Remarks

In this paper, we defined regularity of BNSL, i.e.,

$$H(X|U) \leq H(X|U'), U \subseteq U' \implies Q^n(X|U) \geq Q^n(X|U')$$

when we seek a parent set of X and choose either U or U' , and proved that the BDeu violates the condition. In order to see why the phenomenon occurs, we defined the quantity $J(n)$ and proved that the probability of $J(n) > 0$ converges to zero as $n \rightarrow \infty$ pointwise for the BDeu scores and uniformly for the BD scores based on the Jeffreys' prior, when $\mathbf{X} \perp\!\!\!\perp \mathbf{Y}|\mathbf{Z}$.

At the same time, we demonstrated that this phenomenon causes serious problems in BNSL. Even when the state space has been decomposed and the empirical entropy $H(X|U)$ has reached to zero, the BDeu still further seeks a more refined state space by choosing additional variables. This suggests that in the BDeu scores, the fitness of a BN structure to the examples and simplicity of the BN structure are not balanced, which should be avoided in any model selection procedure.

It seems that only reason why the BDeu scores are being used is that $Q^n(X)$ is in the form (16). However, nothing has been proved that the BDeu is a better estimator in any sense, and even if the two terms in (17) are not cancelled out, the ratio $Q^n(X, Y)/Q^n(X)$ works as the alternative without any additional computation and memory.

We conclude that the BD scores based on Jeffreys' prior should be chosen rather than the BDeu scores.

Appendix A

We only prove the simplest case $\mathbf{X} = \{X\}$, $\mathbf{Y} = \{Y\}$, and $\mathbf{Z} = \{\}$. The general case can be obtained in a straightforward manner.

Using Stirling's formula,

$$\log \Gamma(z) = z \log z - z + \frac{1}{2} \log \frac{2\pi}{z} + \epsilon(z)$$

with $\frac{1}{12z} < \epsilon(z) < \frac{1}{12z+1}$, we have

$$-\log Q^n(X)$$

$$\begin{aligned}
&= \log \Gamma\left(\sum_x \{c(x) + a(x)\}\right) - \log \Gamma\left(\sum_x a(x)\right) - \sum_x \log \Gamma(c(x) + a(x)) + \sum_x \log \Gamma(a(x)) \\
&= -\sum_x \{c(x) + a(x)\} \log \frac{c(x) + a(x)}{\sum_{x'} \{c(x') + a(x')\}} \\
&\quad + \frac{1}{2} \sum_x \log \{c(x) + a(x)\} - \frac{1}{2} \log \sum_x \{c(x) + a(x)\} - \frac{\alpha - 1}{2} \log 2\pi + o(1) .
\end{aligned}$$

For the BD score based on Jeffreys' prior, we assume $a(z) = 0.5$, thus we have

$$-\log Q^n(Z) = \sum_z c(z) \log \frac{n + \alpha/2}{c(z) + 1/2} + \frac{\gamma - 1}{2} \log \frac{n}{2\pi} + \log \frac{\Gamma(1/2)^\gamma}{\Gamma(\gamma/2)} + o(1) .$$

From

$$\sum_z c(z) \log \frac{1 + \frac{\gamma}{2n}}{1 + \frac{1}{2c(z)}} = \sum_z c(z) \left\{ \frac{\gamma}{2n} - \frac{1}{2} \left(\frac{\gamma}{2n} \right)^2 + \dots - \frac{1}{2c(z)} + \frac{1}{4c(z)^2} + \dots \right\} = o(1) ,$$

we have

$$-\log Q^n(Z) = \sum_z c(z) \log \frac{n}{c(z)} + \frac{\gamma - 1}{2} \log \frac{n}{2\pi} + \log B_\gamma\left(\frac{1}{2}\right) + o(1) .$$

Similarly, we have

$$-\log Q^n(X, Z) = \sum_x \sum_z c(x, z) \log \frac{n}{c(x, z)} + \frac{\alpha\gamma - 1}{2} \log \frac{n}{2\pi} + \log B_{\alpha\gamma}\left(\frac{1}{2}\right) + o(1) .$$

$$-\log Q^n(Y, Z) = \sum_y \sum_z c(y, z) \log \frac{n}{c(y, z)} + \frac{\beta\gamma - 1}{2} \log \frac{n}{2\pi} + \log B_{\beta\gamma}\left(\frac{1}{2}\right) + o(1) .$$

and

$$-\log Q^n(X, Y, Z) = \sum_x \sum_y \sum_z c(x, y, z) \log \frac{n}{c(x, y, z)} + \frac{\alpha\beta\gamma - 1}{2} \log \frac{n}{2\pi} + \log B_{\alpha\beta\gamma}\left(\frac{1}{2}\right) + o(1) .$$

Thus, we have (21).

For the BDeu score, on the other hand, we assume $a(z) = \delta/\gamma$, $a(x, z) = \delta/\alpha\gamma$, $a(y, z) = \delta/\beta\gamma$, and $a(x, y, z) = \delta/\alpha\beta\gamma$.

$$\begin{aligned}
-\log Q^n(Z) &= \sum_z c(z) \log \frac{n + \delta}{c(z) + \delta/\alpha} + \left(\delta - \frac{1}{2}\right) \log n - \left(\frac{\delta}{\gamma} - \frac{1}{2}\right) \sum_z \log c(z) \\
&\quad - \frac{\gamma - 1}{2} \log 2\pi + \log B_\gamma\left(\frac{\delta}{\gamma}\right) + o(1) \\
&= \sum_z c(z) \log \frac{n}{c(z)} + \frac{\gamma - 1}{2} \log \frac{n}{2\pi} - \left(\frac{\delta}{\gamma} - \frac{1}{2}\right) \sum_z \log \frac{c(z)}{n} + \log B_\gamma\left(\frac{\delta}{\gamma}\right) + o(1)
\end{aligned}$$

Similarly, we have

$$\begin{aligned}
-\log Q^n(X, Z) &= \sum_x \sum_z c(x, z) \log \frac{n}{c(x, z)} + \frac{\alpha\beta - 1}{2} \log \frac{n}{2\pi} \\
&\quad - \left(\frac{\delta}{\alpha\gamma} - \frac{1}{2}\right) \sum_x \sum_z \log \frac{c(x, z)}{n} + \log B_{\alpha\gamma}\left(\frac{\delta}{\alpha\gamma}\right) + o(1) . \\
-\log Q^n(Y, Z) &= \sum_y \sum_z c(y, z) \log \frac{n}{c(y, z)} + \frac{\beta\gamma - 1}{2} \log \frac{n}{2\pi} \\
&\quad - \left(\frac{\delta}{\beta\gamma} - \frac{1}{2}\right) \sum_y \sum_z \log \frac{c(y, z)}{n} + \log B_{\beta\gamma}\left(\frac{\delta}{\beta\gamma}\right) + o(1) .
\end{aligned}$$

and

$$\begin{aligned}
-\log Q^n(X, Y, Z) &= \sum_x \sum_y \sum_z c(x, y, z) \log \frac{n}{c(x, y, z)} + \frac{\alpha\beta\gamma - 1}{2} \log \frac{n}{2\pi} \\
&\quad - \left(\frac{\delta}{\alpha\beta\gamma} - \frac{1}{2}\right) \sum_x \sum_y \sum_z \log \frac{c(x, y, z)}{n} + \log B_{\alpha\beta\gamma}\left(\frac{\delta}{\alpha\beta\gamma}\right) + o(1) .
\end{aligned}$$

Thus, we have (23).

For Corollary 1, it is sufficient to show D_n converges to (24). To this end, we note that $c(z)/n$, $c(x, z)/n$, $c(y, z)/n$, and $c(x, y, z)/n$ converge $P(Z = z)$, $P(X = x, Z = z)$, $P(Y = y, Z = z)$, and $P(X = x, Y = y, Z = z) = P(X = x, Z = z)P(Y = y, Z = z)/P(Z = z)$, respectively. In particular, $\sum_x \sum_y \sum_z \log \frac{c(x, y, z)}{n}$ converges to

$$\alpha \sum_y \sum_z \log P(Y = y, Z = z) + \beta \sum_x \sum_z \log P(X = x, Z = z) - \alpha\beta \sum_z \log P(Z = z) ,$$

which implies (24).

Appendix B

We only prove the simplest case $\mathbf{X} = \{X\}$, $\mathbf{Y} = \{Y\}$, and $\mathbf{Z} = \{z\}$. The general case can be obtained in a straightforward manner.

For Jeffreys', we show $Q^n(X)Q^n(Y) \geq Q^n(XY)$ for $n \geq 1$. Since $c_X(0) = c_Y(0) = n$ and $c_{XY}(0.0) = n$ in

$$\frac{\Gamma(\alpha/2)}{\Gamma(n + \alpha/2)} \prod_x \frac{\Gamma(c_X(x) + 1/2)}{\Gamma(1/2)} \cdot \frac{\Gamma(\beta/2)}{\Gamma(n + \beta/2)} \prod_y \frac{\Gamma(c_Y(y) + 1/2)}{\Gamma(1/2)}$$

and

$$\frac{\Gamma(\alpha\beta/2)}{\Gamma(n + \alpha\beta/2)} \prod_x \prod_y \frac{\Gamma(c_{XY}(x, y) + 1/2)}{\Gamma(1/2)} ,$$

it is sufficient to show

$$\frac{\Gamma(\alpha/2)}{\Gamma(n+\alpha/2)} \frac{\Gamma(n+1/2)}{\Gamma(1/2)} \cdot \frac{\Gamma(\beta/2)}{\Gamma(n+\beta/2)} \frac{\Gamma(n+1/2)}{\Gamma(1/2)} \geq \frac{\Gamma(\alpha\beta/2)}{\Gamma(n+\alpha\beta/2)} \frac{\Gamma(n+1/2)}{\Gamma(1/2)},$$

which means

$$\frac{\Gamma(n+\alpha\beta/2)\Gamma(n+1/2)}{\Gamma(\alpha\beta/2)\Gamma(1/2)} \geq \frac{\Gamma(n+\alpha/2)\Gamma(n+\beta/2)}{\Gamma(\alpha/2)\Gamma(\beta/2)}. \quad (26)$$

For $n = 0$, the both sides are 1, and the inequality (26) is true. Then, we find that (26) for n implies (26) for $n + 1$ because we see

$$\begin{aligned} & \Gamma(n+1+\alpha/2)\Gamma(n+1+\alpha/2) = \Gamma(n+\alpha/2)\Gamma(n+\alpha/2) \cdot (n+\alpha/2)(n+\beta/2) \\ & \leq \Gamma(n+\alpha\beta/2)\Gamma(n+\frac{1}{2}) \cdot (n+\alpha/2)(n+\beta/2) \\ & \leq \Gamma(n+\alpha\beta/2)\Gamma(n+1/2) \cdot (n^2+(\alpha\beta+1)n/2+\alpha\beta/4) \\ & = \Gamma(n+\alpha\beta/2)(n+1/2) \cdot (n+\alpha\beta/2)(n+1/2) = \Gamma(n+1+\alpha\beta/2)(n+1+1/2), \end{aligned}$$

where the first inequality follows from the assumption of induction.

For BDeu with equivalent sample size $\delta > 0$, we show we show $Q^n(X)Q^n(Y) \leq Q^n(XY)$ for $n \geq 1$. Then, the both sides will be replaced by

$$\frac{\Gamma(\delta)}{\Gamma(n+\delta)} \prod_x \frac{\Gamma(c_X(x) + \delta/\alpha)}{\Gamma(\delta/\alpha)} \cdot \frac{\Gamma(\delta)}{\Gamma(n+\delta)} \prod_y \frac{\Gamma(c_Y(y) + \delta/\beta)}{\Gamma(\delta/\beta)}$$

and

$$\frac{\Gamma(\delta)}{\Gamma(n+\delta)} \prod_x \prod_y \frac{\Gamma(c_{XY}(x,y) + \delta/\alpha\beta)}{\Gamma(\delta/\alpha\beta)},$$

and it is sufficient to show

$$\frac{\Gamma(n+\delta/\alpha)}{\Gamma(\delta/\alpha)} \cdot \frac{\Gamma(n+\delta/\alpha)}{\Gamma(\delta/\alpha)} \leq \frac{\Gamma(n+\delta/\alpha\beta)}{\Gamma(\delta/\alpha\beta)} \cdot \frac{\Gamma(n+\delta)}{\Gamma(\delta)}. \quad (27)$$

Then, we find that (27) for n implies (27) for $n + 1$ by induction and $(n + \delta/\alpha)(n + \delta/\beta) \leq (n + \delta)(n + \delta/\alpha\beta)$.

In particular, the equality does not hold for $n = 2$, so that a strict inequality holds for $n \geq 2$.

This completes the proof.

References

- [1] H. Akaike, "Information theory and an extension of the maximum likelihood principle, *2nd International Symposium on Information Theory*, Budapest, Hungary (1973).
- [2] W. Buntine, "Theory refinement on Bayesian networks", *Uncertainty in Artificial Intelligence*, Los Angeles, CA pages 52-60, (1991)

- [3] P. Billingsley. *Probability & Measure* (3rd ed.). New York : Wiley (1995).
- [4] G. F. Cooper, E. Herskovits, "A Bayesian method for the induction of probabilistic networks from data" in *Machine Learning* vol. 9, no. 4, pages 309-347 (1992).
- [5] D. Heckerman, D. Geiger, and D. Chickering, "Learning Bayesian networks: the combination of knowledge and statistical data". *Machine Learning* 20:197-243 (1995).
- [6] H. Jeffreys, *Theory of Probability*. Oxford University Press (1939).
- [7] R.E. Krichevsky and V.K. Trofimov. "The Performance of Universal Encoding", *IEEE Trans. Information Theory*, Vol. IT-27, No. 2, pp. 199-207 (1981)
- [8] J. Pearl, *Probabilistic Reasoning in Intelligent Systems: Networks of Plausible Inference (Representation and Reasoning)*, Morgan Kaufmann Pub, 2nd edition (1988)
- [9] G.E. Schwarz, "Estimating the dimension of a model". *Annals of Statistics* 6(2):461-464 (1978).
- [10] T. Silander, P. Kontkanen and P. Myllymaki, "On sensitivity of the MAP Bayesian network structure to the equipment sample size parameter". In K.B. Laskey, S.M. Mahoney, J.Goldsmith (eds.), Proc. 23d Conf. *Uncertainty in Artificial Intelligence*: 360-367. Vancouver, Canada, Morgan Kaufmann (2007).
- [11] H. Steck and T.S. Jaakkola. "On the Dirichlet Prior and Bayesian Regularization". In S.Becker, S.Thrun, K.Obermayer(eds.), *Advances in Neural Information Processing Systems (NIPS)*:697-704. cambridge,MA,MIT Press (2002).
- [12] Joe Suzuki, "The Bayesian Chow-Liu Algorithm", in the proceedings of *The Sixth European Workshop on Probabilistic Graphical Models*, Granada, Spain (2012).
- [13] Joe Suzuki, "Consistency of Learning Bayesian Network Structures with Continuous Variables: An Information Theoretic Approach", *Entropy* 2015, vol. 17, no. 8, pages 5752-5770 (2015).
- [14] M. Ueno, "Learning networks determined by the ratio of prior and data", *Uncertainty in Artificial Intelligence*, pages 598-605 (2010).