

Light speed variation from gamma-ray bursts

Haowei Xu^a, Bo-Qiang Ma^{a,b,c,d,*}

^a*School of Physics and State Key Laboratory of Nuclear Physics and Technology, Peking University, Beijing 100871, China*

^b*Collaborative Innovation Center of Quantum Matter, Beijing, China*

^c*Center for High Energy Physics, Peking University, Beijing 100871, China*

^d*Center for History and Philosophy of Science, Peking University, Beijing 100871, China*

Abstract

The effect of quantum gravity can bring a tiny light speed variation which is detectable through energetic photons propagating from gamma ray bursts (GRBs) to an observer such as the space observatory. Through an analysis of the energetic photon data of the GRBs observed by the Fermi Gamma-ray Space Telescope (FGST), we reveal a surprising regularity of the observed time lags between photons of different energies with respect to the Lorentz violation factor due to the light speed energy dependence. Such regularity suggests a linear form correction of the light speed $v(E) = c(1 - E/E_{LV})$, where E is the photon energy and $E_{LV} = (3.60 \pm 0.26) \times 10^{17}$ GeV is the Lorentz violation scale measured by the energetic photon data of GRBs. The results support an energy dependence of the light speed in cosmological space.

Keywords: light speed, gamma ray burst, Lorentz invariance violation

It is a basic assumption in Einstein's relativity that the speed of light is a constant c in free space. However, it is speculated from quantum gravity that the Lorentz invariance will be broken at the Planck scale ($E \sim E_{Pl} = \sqrt{\hbar c^5/G} \approx 1.22 \times 10^{19}$ GeV), thus the light speed may receive a correction of the order E_{photon}/E_{Pl} due to the Lorentz invariance Violation (LV). As the photon energy E_{photon} is very small in comparison with the Planck energy E_{Pl} , the correction to the light speed is too tiny to be detectable in most circumstances. Amelino-Camelia *et al.* [1, 2] first suggested to use distant astrophysical sources of energetic photons to test the light speed energy dependence. For energetic photons from a gamma ray burst (GRB), the large cosmological distance from the source to an observer can amplify the tiny photon speed variation into observable quantities such as the arrival time lags between photons with different energies. The Fermi Gamma-ray Space Telescope (FGST) [3, 4] is a space observatory launched in 2008 to perform gamma-ray astronomy observations. The Fermi Large Area Telescope (LAT) on board the FGST has detected a number of GRBs with over 10 GeV photons [5, 6]. Provided that the redshifts of some GRBs have been measured by optical and X-ray telescopes, these data would offer us an opportunity to find evidence for or against the light speed variation in cosmological space.

For energy $E \ll E_{Pl}$, the modified dispersion relation of the photon can be expressed in a general form as the leading term of Taylor series

$$E^2 = p^2 c^2 \left[1 - s_n \left(\frac{pc}{E_{LV,n}} \right)^n \right], \quad (1)$$

from which we can derive the modified light speed, using the relation $v = \partial E / \partial p$,

$$v(E) = c \left[1 - s_n \frac{n+1}{2} \left(\frac{pc}{E_{LV,n}} \right)^n \right], \quad (2)$$

where $n = 1$ or $n = 2$ corresponds to linear or quadratic energy dependence of the light speed respectively, $s_n = \pm 1$ indicates whether the high energy photon travels slower ($s_n = +1$) or faster ($s_n = -1$) than the low energy photon, and

*Corresponding author

Email address: mabq@pku.edu.cn (Bo-Qiang Ma)

$E_{LV,n}$ represents the n th-order Lorentz violation scale to be determined by the data. Taking the cosmological expansion of the universe into consideration, the light speed variation due to Lorentz violation with dispersion relation Eq. (2) can produce a time lag (measured in the observer reference system) between two photons with different energies as [7, 8]

$$\Delta t_{LV} = s_n \frac{1+n}{2H_0} \frac{E_h^n - E_l^n}{E_{LV,n}^n} \int_0^z \frac{(1+z')^n dz'}{\sqrt{\Omega_m(1+z')^3 + \Omega_\Lambda}}, \quad (3)$$

where E_h and E_l are the energies of the observed high-energy and low-energy photons, z is the redshift of the GRB source, and $H_0 = 67.3 \pm 1.2 \text{ kms}^{-1}\text{Mpc}^{-1}$ is the present day Hubble expansion rate [9] while $\Omega_m = 0.315^{+0.016}_{-0.017}$ and $\Omega_\Lambda = 0.685^{+0.017}_{-0.016}$ are the pressureless matter density of the Universe and the dark energy density of the Λ CDM Universe respectively [9].

Unfortunately, the intrinsic mechanism of GRBs is not well understood yet, hence there are big uncertainties as to how to apply Eq. (3) to analyze the data of GRB photons. Since the photons in one GRB are not emitted from the source at the same time, the time lags observed between them consist of not only Δt_{LV} caused by the Lorentz violation as expressed in Eq. (3), but also the intrinsic time lag at the source Δt_{in} (measured in the source reference system) between different photon events. So we should write the observed time lag between two photon events as [10]

$$\Delta t_{obs} = \Delta t_{LV} + (1+z)\Delta t_{in}, \quad (4)$$

with Δt_{LV} as in Eq. (3). Then we need careful consideration for a reliable criteria to determine Δt_{obs} and Δt_{in} . It was assumed in Refs. [11, 12] that the trigger time $t_{trigger}$ of Fermi Gamma-ray Burst Monitor (GBM) is the onset time of the GRB. This assumption leads to $\Delta t_{obs} = t_{high} - t_{trigger}$, where t_{high} is the observed arrival time of high energy photons. In fact the trigger time of GBM is related not only with some amount of the detected low energy photons, but also with the detection limits of the observation equipment, i.e. GBM itself, so it may not be an objective standard adherent to the intrinsic GRB dynamics. Here we choose the peak time of the first main pulse of low energy photons in a GRB as the signal time of low energy photons, so

$$\Delta t_{obs} = t_{high} - t_{low}, \quad (5)$$

where t_{low} is the peak time of the first main pulse of low energy photons. As the first low energy peak is recorded as an intensive pulse of large number of low energy photons ranging between 8~260 keV, it can serve as a significant benchmark which is related to the intrinsic mechanism of the GRB objectively and naturally, so that choosing it as a signal for the low energy photons is more reasonable.

For the high energy photon events from GRBs, we adopt photons that have energy higher than 10 GeV and are collected within the 90 s time window in the recent Fermi-LAT event construction [6]. Ref. [6] provided a list of high energy photons from 5 bright GRBs, i.e., GRBs 080916C, 090510, 090902B, 090926A, and 100414A. There are also later observed GRBs 130427A [11] and 140619B [13] with over 10 GeV photons and estimated redshifts. Among these GRBs, GRBs 090510 and 140619B are short bursts (with duration time less than 2 s) while others are long bursts (with duration time longer than 2 s). We list the observed energy E_{obs} and observed arrival time t_{high} of these photons in Table 1, where t_{high} is the recorded arrival time of the photon after the trigger time of GBM.

We download the GBM TTE (Time-Tagged-Events) NaI files of all GRBs listed in Table 1 from the Fermi website [14] and analyze them with the RMFIT package. GBM TTE NaI files record the observed time lags (with the trigger time of GBM as the starting time point) and observed energies of a large number of photons ranging between 8~260 keV. The energy scale of these photons is so low in comparison with that of the high energy 10 GeV photons so that the Lorentz violation effect can be neglected for these photons. We bin all these low energy events in 64 ms intervals in order to find the peak position t_{low} , which corresponds to the first low energy peak for each GRB. The uncertainty of the determined peak position is of the order of 64 ms and is negligible in our analysis. We list the obtained results of t_{low} for each GRB in Table 1.

Table 1: The data of high energy photon events from GRBs with known redshifts.

GRB	z	t_{high} (s)	t_{low} (s)	E_{obs} (GeV)	E_{source} (GeV)	$\frac{\Delta t_{\text{obs}}}{1+z}$ (s)	K_1 ($\times 10^{18}$ s · GeV)
080916C(1)	4.35 ± 0.15	16.545	5.984	12.4	66.3	1.974	4.46 ± 0.45
080916C(2)	4.35 ± 0.15	40.509	5.984	27.4	146.6	6.453	9.86 ± 0.99
090510	0.903 ± 0.003	0.828	-0.032	29.9	56.9	0.452	7.21 ± 0.73
090902B	1.822	81.746	9.768	39.9	112.6	25.506	12.9 ± 1.3
		11.671		11.9	33.6	0.674	3.84 ± 0.39
		14.166		14.2	40.1	1.559	4.58 ± 0.47
090902Bs	1.822	26.168	9.768	18.1	51.1	5.812	5.84 ± 0.59
		42.374		12.7	35.8	11.554	4.10 ± 0.42
		45.608		15.4	43.5	12.700	4.97 ± 0.51
090926A	2.1071 ± 0.0001	24.835	4.320	19.5	60.6	6.603	6.53 ± 0.66
100414A	1.368	33.365	0.288	29.7	70.3	13.968	8.70 ± 0.88
130427A	0.3399 ± 0.0002	18.644	0.544	72.6	97.3	13.509	9.02 ± 0.91
140619B	2.67 ± 0.37	0.613	0.096	22.7	83.5	0.141	7.96 ± 0.82

Data of GRBs are from Ref. [6] (see Table 2 therein) for GRBs 080910C, 090510, 090902B, 090926A, and 100414A, from Ref. [11] (see Table 1 therein) for GRB 100414A, and from the Fermi website [14] for 140619B. The references for the redshifts of these GRBs are [15] (GRB 080916C), [16] (GRB 090510), [17] (GRB 090902B), [18] (GRB 090926A), [19] (GRB 100414A), [20] (GRB 130427A), and [13] (GRB 140619B). t_{high} and t_{low} denote the arrival time of the high energy photons and the peak time of the first main pulse of low energy photons respectively, with the trigger time of GBM as the zero point. Therefore $\Delta t_{\text{obs}} = t_{\text{high}} - t_{\text{low}}$ is the observed time lag between the high energy and low energy photons. E_{obs} and E_{source} are the energy measured by Fermi LAT and the corresponding intrinsic energy at the source of the GRBs, with the cosmological expansion factor $(1+z)$ being considered to transform E_{obs} to E_{source} , i.e., $E_{\text{source}} = (1+z)E_{\text{obs}}$. K_1 is the Lorentz violation factor calculated from Eq. (8) with a unit of (s · GeV).

According to our above arguments, we take the energies of the photons observed at t_{low} as E_1 in Eq. (3). Therefore E_1 is between 8~260 keV. Since it is extremely low compared with the energies of the high energy photon events listed in Table 1 ($E_1 < 10^{-4}E_{\text{h}}$), we can set $E_1 = 0$ and simplify Eq. (3) as

$$\Delta t_{\text{LV}} = s_n \frac{1+n}{2H_0} \frac{E_{\text{h}}^n}{E_{\text{LV},n}^n} \int_0^z \frac{(1+z')^n dz'}{\sqrt{\Omega_{\text{m}}(1+z')^3 + \Omega_{\Lambda}}}. \quad (6)$$

Because we do not know Δt_{in} now, Eq. (4) cannot be used directly. We re-express it as

$$\frac{\Delta t_{\text{obs}}}{1+z} = s_n \frac{K_n}{E_{\text{LV},n}^n} + \Delta t_{\text{in}}, \quad (7)$$

where K_n is the Lorentz violation factor

$$K_n = \frac{1+n}{2H_0} \frac{E_{\text{h}}^n}{1+z} \int_0^z \frac{(1+z')^n dz'}{\sqrt{\Omega_{\text{m}}(1+z')^3 + \Omega_{\Lambda}}}. \quad (8)$$

We can find that if the energy dependence of light speed does exist, there would be a linear relation between $\Delta t_{\text{obs}}/(1+z)$ and K_n . These photons with same intrinsic time lags would fall on an inclined line in the $\Delta t_{\text{obs}}/(1+z) - K_n$ plot, and we can determine Δt_{in} of them as the intercept of the line with the Y axis.

We first consider the situation of the linear form correction of the light speed, i.e., the $n = 1$ case. In Fig. 1, we draw $\Delta t_{\text{obs}}/(1+z)$ versus K_1 of all the high energy photon events in Table 1. The X axis is K_1 and the Y axis

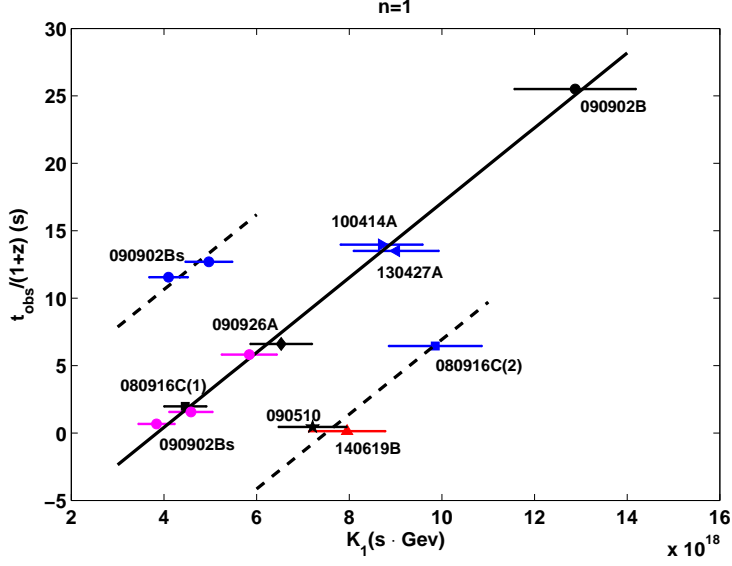


Figure 1: The $\Delta t_{\text{obs}}/(1+z)$ versus K_1 plot for the high energy photon events in Table 1. The slopes of all the lines are $1/E_{\text{LV},1} = (2.78 \pm 0.20) \times 10^{-18} \text{ GeV}^{-1}$ with $s_1 = +1$. For the mainline with 8 events on it (black solid line), the intercept is $\Delta t_{\text{in}} = -10.7 \pm 1.5 \text{ s}$. The lower line (dashed line) is a straight line with the same slope as that of the mainline but the intercept is fitted by the two events from short GRBs 090510 and 140619B as -20.77 s . The event of GRB 080916C(2) coincidentally falls on this line too. The upper line (dashed line) is also a straight line with the same slope but the intercept -0.47 s is fitted by two events in GRBs 090902Bs. The standard errors of K_1 's are calculated with the consideration of the energy resolution of LAT [3] and the uncertainties of the cosmological parameters and the redshifts. Different symbols denote different GRBs. Events in black were analyzed in Ref. [3]. In Ref. [11], events in purple and blue were added to the analysis but the purple ones were not on the mainline (see Fig. 1 in Ref. [11]). In our present paper, we add another event GRB 140619B (in red) and reanalyzed all events. Events in purple (three GRB 090902Bs on the mainline) now fall on the mainline. (For interpretation of the references to color in this figure legend, the reader is referred to the web version of this article.)

is $\Delta t_{\text{obs}}/(1+z)$. Strictly speaking, no assumption is made when drawing the points in Fig. 1. When trying to draw straight lines, we assume that some different GRBs may have similar intrinsic properties and specifically, different events may have same intrinsic time lag at the source. So these events should fall on a same line in Fig. 1. In fact, the points on the plot seem to be randomly distributed at first glance. But we can tell the distribution trend when noticing the event GRB 090902. Then a straight line can be drawn with 8 events from 5 long bursts on it. We consider this line as the mainline of our results. The slope of this mainline is $1/E_{\text{LV},1} = (2.78 \pm 0.20) \times 10^{-18} \text{ GeV}^{-1}$ and the intercept is $-10.7 \pm 1.5 \text{ s}$. From this point of view, we suggest that there may be a linear dispersion relation of photons at a scale of $E_{\text{LV},1} = (3.60 \pm 0.26) \times 10^{17} \text{ GeV}$. After taking the uncertainties of cosmological constants and the redshifts into consideration, the standard error of $E_{\text{LV},1}$ is $0.27 \times 10^{17} \text{ GeV}$. The rest 5 events form two separated lines (dashed lines) at the two sides of the mainline. We assume that these two lines have the same slope as that of the mainline and use the data of the events on them to determine their intercepts. Two events in GRB 090902Bs fall on the upper line with an intercept determined as -0.47 s . By fitting the high energy photon events from two short burst GRBs 090510 and 140627B, we can determine the intercept of the lower line as -20.77 s . The event GRB 080916C(2), which has the highest intrinsic energy (146.6 GeV) of all GRB photon events, seemingly coincidentally falls on this line. We can calculate the average E_{source} for the events on the three lines as $40 \pm 4 \text{ GeV}$, $67 \pm 25 \text{ GeV}$ and $96 \pm 37 \text{ GeV}$ respectively (from up to down). It seems that photons with higher energies are more likely to be emitted from the sources earlier. This can also be considered as a support to the energy dependence of Δt_{in} [11]. For a further discussion, we could fit all the points in Fig. 1 and the slope we get is $(1.7 \pm 1.4) \times 10^{-18} \text{ GeV}^{-1}$. We could also fit all the events from long bursts, then the slope we get is $(2.0 \pm 1.5) \times 10^{-18} \text{ GeV}^{-1}$. Obviously the uncertainties of the slopes are much bigger in the later two situations.

Then we set $n = 2$ in Eqs. (3), (6), (7), and (8). The plot of $\Delta t_{\text{obs}}/(1+z)$ versus K_2 is shown in Fig. 2. We still assume that all the lines should have the same slope, as what has been done for the $n = 1$ case. But this time, the

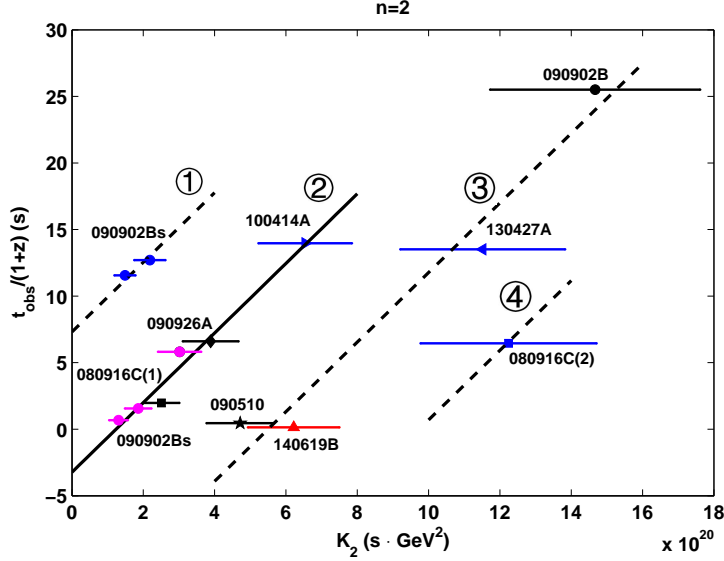


Figure 2: The $\Delta t_{\text{obs}}/(1+z)$ versus K_2 plot for the high energy photon events in Table 1. The slopes of the lines are all $1/E_{\text{LV},2}^2 = (2.61 \pm 0.62) \times 10^{-20} \text{ GeV}^{-2}$. For the mainline ② with 6 events on it (black solid line), the intercept is $\Delta t_{\text{in}} = -3.2 \pm 2.2 \text{ s}$. The intercept of the upper line ① is 7.3 s, fitted by two events in GRB 090902Bs. The lower line ③ is formed by the four events from GRBs 090510, 140619B, 130427A and 090902Bs and the intercept is determined to be -14.4 s. The event of 080916C(2) falls on the fourth line ④, and its intercept is -25.4 s.

situation is a little different. We can see that 6 events from long GRBs form the mainline ②. The slope is determined to be $1/E_{\text{LV},2}^2 = (2.61 \pm 0.62) \times 10^{-20} \text{ GeV}^{-2}$ and this means that $E_{\text{LV},2} = (6.2 \pm 0.7) \times 10^9 \text{ GeV}$. The high energy photon events of GRBs 090902B and 130427A are no longer falling on the mainline. They form another line ③ together with two high energy photon events in two short GRBs 090510 and 140619B. This may indicate that these four events have same intrinsic time lag. Two events in GRB 090902Bs still form the line ① above the mainline. But GRB 080916C(2) is isolated and we still draw a line ④ across it. This time, when we fit all the points in Fig. 2, the slope is $(9.8 \pm 8.8) \times 10^{-21} \text{ GeV}^{-2}$. If we fit all the events from long bursts, the slope we get is $(9.8 \pm 8.4) \times 10^{-21} \text{ GeV}^{-2}$.

Based on above arguments, when we compare Fig. 1 and Fig. 2, it seems that there is a stronger regularity in Fig. 1 with 8 events among 13 to fall dramatically on a straight line (mainline), whereas there are only 6 events to fall on a straight line in Fig. 2. Moreover, the only two events of short GRBs and the event with the highest intrinsic energy photon also fall on a straight line parallel to the mainline in Fig. 1, whereas they fall on two different lines in Fig. 2. So Fig. 1 is more favored with stronger regularities and we need to put more attention on this figure. In Fig. 1, the 8 high energy photon events falling on the mainline are from 5 different long GRBs and 4 events among them are from an identical GRB 090902B. This indicates that they have the same intrinsic lag if the light speed energy variation does exist. This regularity may not just be a coincidence and we think it is a support for the existence of a linear form of light speed energy dependence at a scale of $E_{\text{LV},1} = (3.60 \pm 0.26) \times 10^{17} \text{ GeV}$. Another two events from GRB 090902B fall on the upper line. This means that they have bigger intrinsic time lags than the rest four events which fall on the mainline in the same GRB 090902B. This is reasonable because different photons in a GRB may be emitted from the source at different times. Furthermore, two high energy photon events from the short GRBs 090510 and 140619B can be satisfactorily fitted by a line with the same slope as the mainline. We think this corroborates the assumption that short GRBs may have similar intrinsic, though not well understood yet, mechanism. We can also see that the photon event with highest intrinsic energy, GRB 080916C(2), falls on the lower line formed by events from short GRBs. If this is not only a coincidence, it may mean that photon events with ultra-high intrinsic energies in long bursts have different intrinsic emission mechanism in comparison with that of a few ten GeV scale photons. Finally, in our analysis, photons with high energy are emitted at the source of GRBs before the emission of low energy photons. However, what we observe is that high energy photons arrive later than low energy photons. It is possible

that the delay of high energy photons is caused by LV. If future observation and more data support our analysis, we may have revealed some intriguing intrinsic properties of the GRBs, and some previous analysis about GRBs shall be reconsidered.

We can compare our work with that in Ref. [11], where the trigger time of GBM was adopted as the onset time of the GRB. It was shown that 5 events from 5 different GRBs fall on the mainline in Fig. 1 therein. In contrast, in the present work we choose the peak time of the first main pulse of low energy photons as the time benchmark of low energy photons. It is a surprise that three more high energy photon events in GRB 090902B fall on the mainline now, so that we have 8 events among 13 events to fall on a same line. We thus reveal a stronger regularity as shown in Fig. 1 for the high energy photon events listed in Table 1. In addition, we add one more high energy photon event from the short GRB 140619B to fall on the short GRB line as speculated in Refs. [11, 12]. These new results provide us with suggestive regularities of the high energy photon events from long and short GRBs.

The regularities we revealed in Fig. 1 suggest a linear form energy dependence of light speed at a scale of $E_{LV,1} = (3.60 \pm 0.26) \times 10^{17}$ GeV. Such result can be understood with two possible explanations. The first is that such light speed energy dependence is due to the Lorentz invariance violation, so that we reveal an evidence for the Lorentz violation. It is also possible that the matter in the universe leads to a dispersion as expressed in Eq. (1), so the regularities indicate the consequence of matter effect on light speed in the universe [21].

In fact, a number of groups have used GRB data to study the light speed variation. Ellis et al. [10] used the weighted averages of the time-lags calculated using correlated features in the GRB light curves from the HETE and SWIFT data and assumed that the intrinsic time lag is the same for all GRBs, i.e., fitted all the data on a single line. They suggested a statistically robust lower limit $E_{LV} > 1.4 \times 10^{16}$ GeV. If we also fit all the points in Fig. 1 on a single line, the result is $E_{LV} = 5.9 \times 10^{17}$ GeV. Chang et al. [22] used the continuous spectra of 20 short GRBs detected by the Swift satellite and gave a conservative lower limit of quantum gravity energy scale as $E_{LV} > 5.05 \times 10^{14}$ GeV. Vasileiou et al. [23] used high-energy observations from the LAT data of gamma-ray burst GRB090510 and tested a model in which photon speeds are distributed normally around c with a standard deviation proportional to the photon energy. They constrained the characteristic energy scale of the model as $E_{LV} > 3.4 \times 10^{19}$ GeV. In comparison with previous results, our result seems to be compatible with some but also different from others. One main reason for the difference is that there are actually big randomicities in the analyzes due to different assumptions. For example, in our analysis we could divide the data into different groups and then fit them on different parallel lines. One example is shown in Fig. 3, where we divide the data into 4 different groups with each containing 1-5 GRB events. Then we get $E_{LV} = (6.1 \pm 1.1) \times 10^{18}$ GeV, which is different from that in Fig. 1. But we can see that the regularities in Fig. 1 are more remarkable, with 8 out of 13 events to fall on a same line. Therefore we still need to check whether such regularity can still persist or not with more energetic GRB events in the future.

In conclusion, by analysing the data of high energy photon events from seven GRBs with known redshifts, we find that eight events from five long GRBs fall on an inclined line in the $\Delta t_{\text{obs}}/(1+z)$ versus K_1 plot, i.e., Fig. 1. We find also that the two events from two short GRBs and the rare event of GRB 080916C(2) with highest intrinsic energy at the source form a line in parallel with the above line. If such results are not due to statistical fluctuation, we consider these fascinating regularities as an indication for a linear form modification of light speed $v(E) = c(1 - E/E_{LV})$, where E is the photon energy and $E_{LV} = (3.60 \pm 0.26) \times 10^{17}$ GeV serves as the Lorentz violation scale. From a conservative viewpoint, we may consider the results of our work as a suggestion for a lower limit of $E_{LV} \gtrsim 10^{17}$ GeV.

Acknowledgements This work is supported by National Natural Science Foundation of China (Grants Nos. 11120101004 and 11475006) and the National Fund for Fostering Talents of Basic Science (Grant Nos. J1103205 and J1103206). It is also supported by the Undergraduate Research Fund of Education Foundation of Peking University.

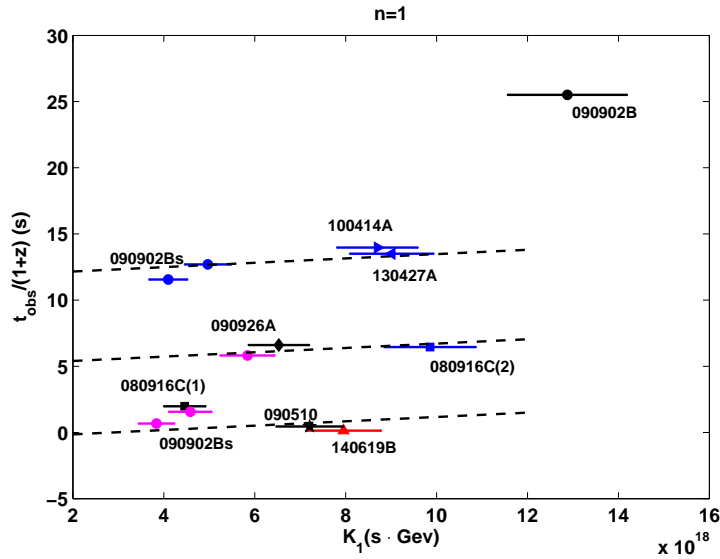


Figure 3: The $\Delta t_{\text{obs}}/(1+z)$ versus K_1 plot for the high energy photon events in Table 1. The data are fitted in a different way from that in Fig. 1. The slopes of all the lines are $1/E_{LV,1} = (1.64 \pm 0.30) \times 10^{-19} \text{ GeV}^{-1}$ with $s_1 = +1$. The intercepts of the three lines are +11.83s, +5.07s, -0.47 s respectively.

References

- [1] G. Amelino-Camelia et al., Distance measurement and wave dispersion in a Liouville-string approach to quantum gravity. *Int. J. Mod. Phys. A* 12 (1997) 607.
- [2] G. Amelino-Camelia et al., Tests of quantum gravity from observations of gamma-ray bursts. *Nature* 393 (1998) 763.
- [3] W. B. Atwood et al., The Large Area Telescope on the Fermi Gamma-ray Space Telescope mission. *Astrophys. J.* 697 (2009) 1071.
- [4] C. Meegan, G. Lichti, P. N. Bhat et al., The Fermi Gamma-Ray Burst Monitor. *Astrophys. J.* 702 (2009) 791.
- [5] M. Ackermann et al., The first Fermi LAT gamma-ray burst catalog. *Astrophys. J. Suppl.* 209 (2013) 11.
- [6] W. B. Atwood et al., New Fermi-LAT event reconstruction reveals more high-energy gamma rays from gamma-ray bursts. *Astrophys. J.* 774 (2013) 76.
- [7] U. Jacob, T. Piran, Lorentz-violation-induced arrival delays of cosmological particles. *JCAP* 0801 (2008) 031.
- [8] J. Ellis, N. E. Mavromatos, D. V. Nanopoulos, A. S. Sakharov, Quantum-gravity analysis of gamma-ray bursts using wavelets. *Astron. Astrophys.* 402 (2003) 409.
- [9] K. A. Olive et al., (Particle Data Group) *Chinese Physics C* 38 090001 (2014).
- [10] J. R. Ellis, N. E. Mavromatos, D. Nanopoulos, A. S. Sakharov, E. K. G. Sarkisyan, Robust limits on Lorentz violation from gamma-ray bursts. *Astropart. Phys.* 25 (2006) 402 [Corrigendum 29 (2008) 158]. Eq. 3 was first incorrectly derived in ref. [8], then used again in this paper. In ref. [7], Jacob and Piran pointed out the mistakes and Ellis et al. revised their analysis in the Corrigendum based on the new formula.
- [11] S. Zhang, B.-Q. Ma, Lorentz violation from gamma-ray bursts. *Astropart. Phys.* 61 (2015) 108.
- [12] L. Shao, Z. Xiao, B.-Q. Ma, Lorentz violation from cosmological objects with very high energy photon emissions. *Astropart. Phys.* 33 (2010) 312.
- [13] R. Ruffini et al., GRB 140619B: A short GRB from a binary neutron star merger leading to black hole formation. *The Astrophys. J.* 808 (2015) 190.
- [14] <http://fermi.gsfc.nasa.gov/ssc/data/access/>
- [15] J. Greiner et al. The redshift and afterglow of the extremely energetic gamma-ray burst GRB 080916C. *Astron. Astrophys.* 498 (2009) 89.
- [16] S. McBreen et al. Optical and near-infrared follow-up observations of four Fermi/LAT GRBs : Redshifts, afterglows, energetics and host galaxies. *Astron. Astrophys.* 516 (2010) A71.
- [17] A. Cucchiara, D. B. Fox, N. Tanvir, E. Berger, GRB 090902B: Gemini-N absorption redshift. *GCN Circ.* 9873, (2009).
- [18] V. D'Elia et al., VLT/X-shooter spectroscopy of the GRB 090926A afterglow. *Astron. Astrophys.* 523 (2010) A36.
- [19] A. Cucchiara, D. B. Fox, GRB 100414A: Gemini-N candidate and redshift. *GCN Circ.* 10606 (2010).
- [20] A. J. Levan, S. B. Cenko, D. A. Perley, N. R. Tanvir, GRB 130427A: Gemini-North redshift. *GCN Circ.* 14455 (2013).
- [21] D. C. Latimer, Dispersive light propagation at cosmological distances: Matter effects. *Phys. Rev. D* 88(2013) 063517.
- [22] Constraining the Lorentz invariance violation from the continuous spectra of short gamma-ray bursts. C. Chang, X. Li, H. Lin, Y. Sang, P. Wang, S. Wang, *Chin. Phys. C* 40(4) (2016) 045102.

- [23] V. Vasileiou, J. Granot, T. Piran, G. Amelino-Camelia, A Planck-scale limit on spacetime fuzziness and stochastic Lorentz invariance violation. *Nature Physics* 11 (2015) 344.