

MPDATA Meets Black-Scholes: Derivative Pricing as a Transport Problem

Sylwester Arabas, Ahmad Farhat

Chatham Financial Corporation Europe, Cracow, Poland

Abstract

We discuss in this note applications of the Multidimensional Positive Definite Advection Transport Algorithm (MPDATA) to numerical solutions of partial differential equations arising from stochastic models in quantitative finance. In particular, we develop a framework for solving Black-Scholes-type equations by transforming them into advection-diffusion problems and integrating using an iterative explicit finite-difference approach. For valuations of European options in the basic Black-Scholes model, second-order accuracy of the MPDATA scheme is depicted in a convergence analysis comparing MPDATA numerical solutions with the corresponding analytical formulæ. MPDATA results are also compared to solutions obtained with the upwind scheme. In addition, we demonstrate a way of applying MPDATA to solve the free boundary problem (leading to a linear complementarity problem) associated with the valuation of American options.

Introduction

MPDATA stands for Multidimensional Positive Definite Advection Transport Algorithm. The algorithm was introduced in [1, 2] as a robust numerical scheme for atmospheric modelling applications. Thanks to continued research, extensions and generalisations of MPDATA (see MPDATA review papers [3, 4]), it has been applied in a wide range of computational research for numerical integration of partial differential equations describing transport phenomena. Applications include modelling of brain injuries, transport in porous media, sand dune formation, convective cloud systems, operational weather prediction, and studies of climate dynamics and solar magnetohydrodynamics (refer to [5, sec. 1.2] for a recent review of applications).

The Black-Scholes model [6] is a mathematical description of the behaviour of financial markets in which trading occurs in financial assets, as well as derivative financial instruments - contracts whose values are dependent on prices of other assets. The model gives rise to formulæ routinely used in the financial

Email addresses: sarabas@chathamfinancial.eu (Sylwester Arabas),
afarhat@chathamfinancial.eu (Ahmad Farhat)

industry to price derivatives. The 1997 Nobel Prize in economic sciences was awarded to contributors to this pricing methodology, Robert Merton and Myron Scholes.

The goal of this paper is twofold. First, we wish to attract the mostly-geoscientific MPDATA community to applications in quantitative finance, a domain replete with applications of finite-difference methods (see, e.g., [7]). Second, we intend to turn the attention of the quantitative finance community to a family of accurate finite-difference solvers possessing characteristics that are advantageous in tackling derivative pricing problems: conservativeness, high-order accuracy, low numerical diffusion, and monotonicity-preserving oscillation-free solutions. This is in line with the proposal put forward in [8] to investigate robust and effective numerical schemes documented in computational fluid dynamics literature as alternatives to commonly used numerical schemes in financial engineering, with the aim of “improving the finite difference methods gene pool as it were.” To these ends, leveraging the mathematical equivalence between Black-Scholes-type models and transport models, we detail applications of MPDATA to numerically reproduce the analytical solution of a celebrated benchmark problem — the Black-Scholes formula for pricing of European options — and to numerically solve the associated free boundary problem arising in the valuation of American options.

With the aim of catering to both communities, we begin this note with a brief introduction to both the Black-Scholes model and the MPDATA solver. We purposefully include explanations of terms that can be considered elementary in their respective domains. Also included is a discussion of the variable transformation that converts the Black-Scholes equation into a homogeneous advection-diffusion equation. The background section is followed by a description of a sample application of MPDATA for pricing a financial instrument composed of European options. First, we detail the numerical solution procedure and discuss the results for a single simulation. Second, we corroborate results of multiple simulations with analytical solutions in an analysis quantifying the rate of convergence of the numerical solutions for both upwind and MPDATA schemes. We conclude this note by highlighting the potential MPDATA has for further applications in finance. In the appendix, we present an extension of the developed framework for pricing American options.

The electronic supplement to the paper contains the program code required to reproduce the described simulations, result analysis and presented plots. The code and all its dependencies are free and open-source software.

Background

The Black-Scholes model in a nutshell

A common ansatz in financial market modelling is that the price S of an asset follows a continuous-time lognormal diffusion process known as geometric Brownian motion. This process is modelled by the stochastic differential equation (SDE):

$$dS = S(\mu dt + \sigma dw) \tag{1}$$

where μ and σ are constants denoting the expected instantaneous return on investment in the asset and the asset price volatility, respectively, t denotes time and w is a Wiener process (also called a Brownian motion). This simple model embodies the fact that what matters to investors is the rate of return on their investment in an asset, and not the change in the asset price (in which case, the S term would be dropped from the right-hand side of eq. 1 as in the Bachelier model [9], a seminal fin-de-siècle starting point for mathematical finance and, it is noteworthy, a seminal work in the theory of Brownian motion itself). Furthermore, this model entails two propositions: (i) in the limit where the volatility is negligible, the investment in the asset mimics a deposit with interest rate μ ; (ii) in the opposite limit where μ is negligible, the return on the investment is random with a normal distribution.

The Black-Scholes model assumes that the modelled asset price follows geometric Brownian motion. Among the key other model assumptions are that the rate of return on a riskless investment is fixed and given by the so-called “risk-free interest rate” (a high-rated government bond can be thought of as a surrogate for the idealised riskless investment), and that there are no arbitrage opportunities (precluding the possibility of riskless returns in excess of the risk-free interest rate).

Suppose, in the Black-Scholes model, that a derivative instrument is also traded in the market. For instance, a “European call option” on an asset (e.g., a stock) is a type of a derivative that gives its holder the right, but not an obligation, to purchase the underlying asset on a specified future date at a specified price. An American option differs from a European option only in that it can be exercised at any time prior to its date of expiration (cf. Appendix). Given an asset in the Black-Scholes model whose price process is given by S , the aim is to discover the price of a derivative contingent on S .

Let $f(S, t)$ be the value of an option dependent on the asset price S at time t . Since S follows a Wiener process, the change in f can be expressed using Itô’s lemma as:

$$df = \left(\frac{\partial f}{\partial t} + \mu S \frac{\partial f}{\partial S} + \frac{1}{2} \sigma^2 S^2 \frac{\partial^2 f}{\partial S^2} \right) dt + \sigma S \frac{\partial f}{\partial S} dw \quad (2)$$

The crucial observation is that the asset price S and the option value f have the same source of randomness, associated with the Wiener process w . Thus, one can construct a suitably weighted portfolio by selling one unit of the option and holding as much, Δ_t , of the underlying asset so as to eliminate the randomness and make the portfolio riskless. In finance, risk reduction is referred to as hedging. The portfolio value $\Pi(S, t)$ is given by

$$\Pi = -f + \Delta_t S \quad (3)$$

Substituting from eq. (1) and eq. (2), we have

$$-df + \Delta_t dS = \left[-\frac{\partial f}{\partial t} - \frac{1}{2} \sigma^2 S^2 \frac{\partial^2 f}{\partial S^2} + \left(\Delta_t - \frac{\partial f}{\partial S} \right) \mu S \right] dt + \left(\Delta_t - \frac{\partial f}{\partial S} \right) \sigma S dw$$

showing that the only stochastic contribution to the portfolio value at time t is given by $\int_0^t \left(\Delta_u - \frac{\partial f}{\partial S_u} \right) \sigma S_u dw_u$. Thus, by adopting the “dynamic” Black-Scholes hedging strategy, with the proportion Δ_t of the asset held at time t assumed to be locally constant and equal to $\frac{\partial f}{\partial S} \Big|_t$, the portfolio is instantaneously riskless. A riskless portfolio, by the no-arbitrage condition, must evolve according to the risk-free interest rate r :

$$d\Pi = \left(-\frac{\partial f}{\partial t} - \frac{1}{2} \sigma^2 S^2 \frac{\partial^2 f}{\partial S^2} \right) dt = \Pi r dt \quad (4)$$

Substituting from eq. (3) into eq. (4) yields the celebrated Black-Scholes equation [6]:

$$\frac{\partial f}{\partial t} + rS \frac{\partial f}{\partial S} + \frac{\sigma^2}{2} S^2 \frac{\partial^2 f}{\partial S^2} - rf = 0 \quad (5)$$

It is worth noting that the procedure hinged on the elimination of the stochastic term, reducing the SDE to a partial differential equation (PDE).

Derivative pricing as a transport problem

The Black-Scholes equation can be transformed into a homogeneous advection-diffusion (convection-diffusion, scalar transport) equation using the following variable substitution:

$$\begin{cases} \psi &= e^{-rt} f(S, t) \\ x &= \ln S \\ u &= r - \frac{\sigma^2}{2} \\ \nu &= -\frac{\sigma^2}{2} \end{cases} \quad (6)$$

leading to:

$$\frac{\partial \psi}{\partial t} + u \frac{\partial \psi}{\partial x} - \nu \frac{\partial^2 \psi}{\partial x^2} = 0 \quad (7)$$

The Black-Scholes methodology relies on solving a terminal value problem; the substitution (6) can be extended to lead to an initial value problem by introducing $\tau = T - t$ as in [10, sec. 3.3.1].

To note, assuming constant u and ν , eq. (7) can be rearranged to mimic an advection-only problem:

$$\frac{\partial \psi}{\partial t} + \frac{\partial}{\partial x} \left[\left(u - \frac{\nu}{\psi} \frac{\partial \psi}{\partial x} \right) \psi \right] = 0 \quad (8)$$

which may be leveraged in numerical solutions of eq. (7), a technique demonstrated in the general case in [11, 12, 13].

Commenting on the variable substitution, we note that $x = \ln(S)$ transforms the Black-Scholes equation into a constant-coefficient advection-diffusion equation with a source term. Introducing $\psi(x, t)$, in financial terms the present (discounted) value of the option, reduces the equation to a homogeneous one. This is akin to the incorporation of adiabatic cooling/heating in atmospheric heat budget equations, not through the use of a source term, but rather through

the introduction of potential temperature. One may note a curious analogy in the descriptive definitions of the two quantities. Potential temperature, linked with the entropy of an ideal gas (see [14] for a historical perspective on its introduction), is commonly described as the temperature a parcel of air would have if brought adiabatically to a base level “zero”. The discounted option price ψ represents the value that the option would have if brought from its state at a future time t to the present time $t = 0$.

Equation (7) (and its generalisations) is a staple in geoscientific research, where it is used for modelling transport phenomena. For instance, it can depict the transport in the atmosphere of a pollutant concentration field ψ by wind of velocity u subject to diffusion with coefficient ν . In finance, the key application of eq. (7) is to solve, backwards-in-time, for the current price of the option $f(S_0, 0) = \psi(\ln(S_0), 0)$, where S_0 is the current price of the underlying asset. The terminal condition (starting point for the solver) is given by the so-called payoff function $f(S, T) = \psi(\ln(S), T)$, defining the type of derivative contract under consideration (option to buy the asset, option to sell the asset, combination of such options, etc.).

Making a heuristic physical analogy, we note that eq. (7) in our current financial context governs the transport of the option price f discounted to its present value ψ . The second term of eq. (7), which governs the advection of the quantity of interest, ψ , incorporates a velocity u at which ψ is moving. Noting that since the underlying process S is governed by a geometric Brownian motion, and that the spatial variable in eq. (7) is $x = \ln(S)$, the solution of the geometric Brownian motion SDE eq. (1) with $\mu = r$ implies that the drift on x is precisely $(r - \frac{\sigma^2}{2})$ (here the replacement of μ by r is justified on the grounds of risk-neutral pricing for which we omit the details). This explains the form of the advective term in eq. (7). Moreover, Itô’s lemma implies that any twice-differentiable scalar function of S and t will have a diffusivity coefficient precisely $\frac{\sigma^2}{2}$, which explains the Fickian term in eq. (7). Thus, eq. (7) could be viewed as describing the transport of the discounted option price ψ over the space $x = \ln(S)$, with the dynamics of S conferring an advection velocity given by u and a diffusivity coefficient given by ν . Analysis of this type serves to elucidate derivative pricing dynamics when more sophisticated SDEs govern the behavior of the underlying assets.

MPDATA in a nutshell

MPDATA is a family of numerical schemes for solving eq. (7) after discretisation in time $t \in \Delta t \cdot \{0, \dots, n, n+1, \dots\}$ and space $x \in \Delta x \cdot \{0, \dots, i, i+1, \dots\}$, where Δt is the timestep and Δx is the gridstep. It is an iterative, explicit-in-time finite-difference algorithm. In its basic form (in one dimension and with the Fickian term omitted by putting $\nu = 0$), every iteration takes the form:

$$\psi_i^{n+1} = \psi_i^n - [F(\psi_i^n, \psi_{i+1}^n, C_{i+1/2}) - F(\psi_{i-1}^n, \psi_i^n, C_{i-1/2})] \quad (9)$$

where the two instances of the function F depict the fluxes of the transported quantity from grid cell i to $i + 1$ and from grid cell $i - 1$ to i , respectively;

fractional indices (i.e., $i \pm 1/2$) indicate that C is evaluated at grid cell boundaries, whereas integer indices indicate evaluation at cell centers (see Fig. 3 in [15]). F is defined as:

$$F(\psi_L, \psi_R, C) = \max(C, 0) \cdot \psi_L + \min(C, 0) \cdot \psi_R \quad (10)$$

In the first iteration, and in the case of constant u , the Courant number is given by $C = C_{i+1/2} = C_{i-1/2} = u \frac{\Delta t}{\Delta x}$. Performing just the first iteration of MPDATA results in the so-called upwind (donor-cell, upstream) integration method which suffers from extensive “numerical diffusion” (i.e., smoothing of the signal). The term “numerical diffusion” stems from the fact that when the numerical approximation of the first two terms in eq. 7, expressed by eq. (9-10), is analysed through second-order Taylor expansion around a given grid point and a given time level, the truncation error estimate is of the form $K \partial_x^2 \psi$, where K is a constant (assuming u is also constant, as in the case discussed here). The nub of MPDATA lies in expressing this truncation error estimate as an additional advective term (vide eq. 8). This additional diffusion-reversing term is integrated in a second iteration, using the very same conservative and positive-definite upwind scheme. As a result, the truncation error estimate is subtracted from the solution. Solving $\partial_x(u'\psi) = K \partial_x^2 \psi$ for u' , and discretising, gives the so-called antidiffusive Courant number that is used in the corrective iteration of MPDATA:

$$C_{i+1/2} = (|C| - C^2) \frac{\psi_{i-1} - \psi_i}{\psi_{i+1} + \psi_i} \quad (11)$$

where the values of ψ correspond to results from the first iteration. The second iteration makes the scheme second-order accurate in time and space. Subsequent iterations reduce the magnitude of the error while maintaining second-order accuracy. Optionally, one can extend the analysis by taking into account higher-order terms in the Taylor expansion, thus constructing higher-order MPDATA schemes (see [15, sec. 3.1.2] and the references therein).

MPDATA is by design sign-preserving (i.e., a non-negative initial state leads to a non-negative solution), which is a non-trivial property among higher-order advection schemes. This is an essential prerequisite in such applications as option pricing in finance or pollutant advection in geoscience; the quantities in question need to remain non-negative for the solution to make sense: negative pollutant concentrations are unphysical, and the fact that option holders are not obliged to exercise implies that option values are non-negative. There are several extensions of MPDATA of particular applicability in quantitative finance, including the non-oscillatory option and a number of recipes for robustly handling the Fickian term in eq. 7; for reference consult [3, points (3) and (4) in section 3.5 and the references therein]. The non-oscillatory option ensures the elimination of spurious oscillations in the solution using a technique derived from the flux-corrected-transport methodology discussed in the context of solutions to derivative pricing problems in [16]. Let us point out for clarity that, while in the above outline of the derivation of MPDATA we have employed con-

stant one-dimensional velocity u , in the vast majority of its applications, MPDATA had been employed for solving problems with inhomogeneous-in-space time-dependent multi-dimensional velocity fields.

A significant subset of the MPDATA family of algorithms has recently been implemented in C++ and released as an open-source reusable library called `libmpdata++` [15]. It is worth noting that this facilitates interoperability with other financial software, as C++ is one of the languages of choice there [7, Part VII]. The example simulations presented in the following section were implemented using `libmpdata++`.

European option valuation using MPDATA

Problem formulation

Clearly, the key virtue of finite-difference methods lies in the ability to tackle problems with no analytical solutions. Yet as a starting point, we chose here a simple option pricing problem for which numerical results can be corroborated against analytical pricing formulæ routinely used in finance. The sought after solution will be the price of a compound instrument composed of two options; a so-called corridor. The underlying asset value is assumed to be $S = N \cdot K$ where K is some interest rate (not necessarily the risk-free interest rate) and N is the notional amount to be hedged. The corridor is composed of two European options: a bought (long) option to buy the asset at price $N \cdot K_1$ and a sold (short) option to buy the asset at a price $N \cdot K_2$, where K_1 and K_2 , referred to as strike values, satisfy $K_2 > K_1$. The corridor is a financial instrument designed to reduce (hedge against) exposure to interest-rate risk (e.g., when one has to pay a floating interest rate on a loan) through the bought option while offsetting the cost of the bought option by the simultaneous sale of the higher-strike option.

More specifically, if the value of K at the time of the option expiry is below K_1 , the corridor payoff is zero (neither of the options will be exercised) – this is the range of values of K for which the corridor owner does not require any protection. If the value of K is between K_1 and K_2 , the corridor payoff is proportional to the difference $(K - K_1)$ – in this range the corridor effectively eliminates the consequences of interest rate movements. For any value of K greater than K_2 , the corridor payoff stays constant at $N \cdot (K_2 - K_1)$, thereby providing no protection against interest-rate movements above K_2 . An example rationale for such hedging strategy is when little probability is ascribed to the event of interest rates surpassing K_2 .

The payoff function for such corridor, taking for simplicity $N = 1$, is:

$$f(S, T) = f(K, T) = \max(K - K_1, 0) - \max(K - K_2, 0) \quad (12)$$

The payoff function has a vanishing first derivative when $K < K_1$ or $K > K_2$, which makes it easier to apply standard open boundary conditions at the edges of the computational domain. This is why the corridor example is an apt elementary case from the perspective of the finite-difference solver.

Numerical solution procedure

Pricing the corridor using MPDATA is done as follows:

- The terminal condition defined by $\psi(\ln(S), T)$ is evaluated by discretising the payoff function discounted by the factor e^{-rT} .
- The numerical integration of the transport equation is carried out by solving from $t = T$ to $t = 0$ (i.e., with negative timesteps of magnitude Δt).
- The value of $\psi(\ln(S_0), 0)$ is the sought after price of the corridor, where S_0 is the present price of the underlying asset; note that for $t = 0$, the exponential factor in ψ is equal to 1.

Unmodified code of libmpdata++ is used for handling the integration of the advective term in the transport equation. Custom code is used to discretise the Fickian term by twice applying a gradient operator with a two-point stencil. This results in a second-order approximation:

$$R_i^n = \frac{1}{4} \frac{\psi_{i-2}^n - 2\psi_i^n + \psi_{i+2}^n}{\Delta x^2} \quad (13)$$

This form of approximation was chosen (instead of e.g., a more compact stencil based on ψ_{i-1} , ψ_i and ψ_{i+1}) as it proved to be less prone to instability in discretising the second derivative around K_1 and K_2 , at both of which the first derivative of the payoff function is discontinuous. The result is then handled by the library using a Lagrangian-like approach (see [15, sec. 4.1]):

$$\psi_i^{n+1} = \text{MPDATA}(\psi_i^n + \Delta t R_i^n) \quad (14)$$

where MPDATA stands for the algorithm defined by eq. (9)-(11).

The computational grid is chosen by dividing T into n_t equally-sized timesteps Δt , and by laying out n_x grid points using equally-sized gridsteps Δx . The values of Δt and Δx control the accuracy of the solution, and the ranges of their values are bound by the following two criteria related to the numerical approximation. First, due to stability constraints of MPDATA (and the underlying upwind scheme), the magnitude of the Courant number has to be less than one

$$|C| = \left| \frac{\sigma^2}{2} - r \right| \frac{\Delta t}{\Delta x} < 1 \quad (15)$$

Second, since the underlying S is governed by a geometric Brownian motion, one has to impose an additional constraint which, adapting notation from [17], can be expressed as:

$$\lambda^2 = \frac{1}{\sigma^2} \frac{\Delta x^2}{\Delta t} \sim 1 \quad (16)$$

(λ^2 is inversely proportional to the mesh ratio R discussed in [18, Sec. II.B], to the parameter w discussed in [19, Sec. III.B], to the diffusion number r defined in [20], and to the mesh Fourier number μ defined in [12]).

To justify the choice of $\Delta x \sim \sqrt{\Delta t}$ in the computational grid, recall that since the underlying process S satisfies the geometric Brownian motion SDE (1), Itô's lemma implies that x must satisfy $dx = (\mu - \frac{1}{2}\sigma^2)dt + \sigma dw$. The increments Δx of x are thus due to a deterministic term proportional to Δt , and a random term proportional to Wiener process increments Δw . Since w is characterized by independent increments that are normally distributed with mean 0 and variance equal to the elapsed time, $w(t + \Delta t) - w(t) \sim N(0, \Delta t) \sim N(0, 1)\sqrt{\Delta t}$. Thus, for small enough Δt we may ignore the terms of higher order than Δt in the expansion of Δx^2 , so that the approximation $\Delta x^2 \sim \Delta t$ holds; we expressed this by taking $\Delta x^2 = \lambda^2 \sigma^2 \Delta t$ in our discretisation. We note that this observation can also be put on a rigorous footing by noting that: (i) Donsker's theorem implies that the process governing x could be viewed as the limit in distribution of a random walk with drift; (ii) weak convergence criteria (basically keeping control over the first two moments of the random walk considered) introduce constraints on the increments of the random walk; (iii) these constraints imply that Δx is expressed in terms of $\sigma \Delta t$ together with higher order terms in Δt , which can be ignored for Δt small enough.

Analytical solution

In their seminal paper [6], Black and Scholes gave solutions to eq. (5) for payoff functions associated with European options. Following their results, the value (at $t = 0$) of the corridor is given by:

$$f(S_0, 0) = c(S_0, K_1) - c(S_0, K_2) \quad (17)$$

where $c(S_0, K)$ is the Black-Scholes formula for the price of a “call” option:

$$c(S_0, K) = S_0 N(d_1) - K e^{-rT} N(d_2(K)) \quad (18)$$

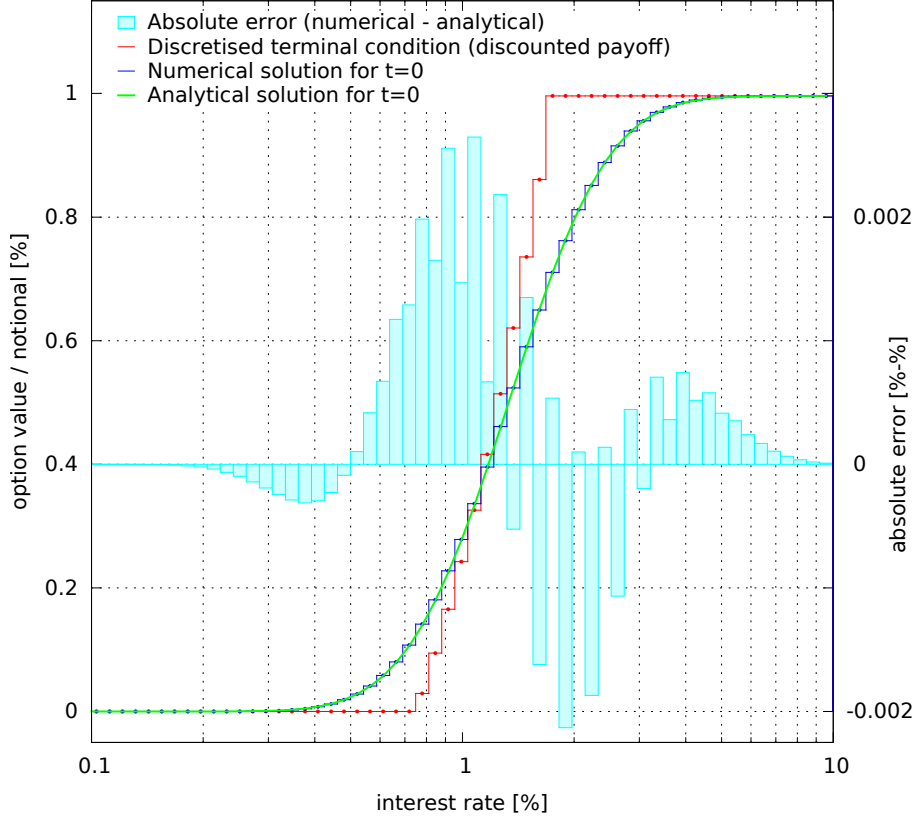
where $d_1(K) = [\ln(S_0/K) + (r + \sigma^2/2)T] / (\sigma\sqrt{T})$, $d_2(K) = d_1(K) - \sigma\sqrt{T}$ and $N(x)$ denotes the standard normal cumulative distribution function.

Interestingly, the sister formula from [6] for the price of a “put” option, with $K = 1$, $\sigma^2 = 2$ and $r = 0$, is equivalent to the “standard model for the transport of an unreactive solute in a soil column” used in a finite-difference scheme analysis in [20].

Results

In Fig. 1, an example numerical solution (in blue) is presented alongside the discretised terminal condition (in red), the analytical solution (in green) and the difference between the two (in cyan). Parameters of the corridor are given in the figure caption. The abscissa corresponds to the value of the underlying asset S ; since in the case of the corridor it is an interest rate, it is expressed in percents. The left ordinate denotes the value of the derivative f ; expressed in terms of the notional N . The right ordinate denotes the absolute error, expressed in percentage points. The solver states at $t = T$ (terminal condition) and at $t = 0$ are plotted with histogram-like curves to depict the computational grid layout.

Figure 1: **Interest rate corridor valuation.** Comparison of a numerical solution obtained with MPDATA and the corresponding analytical solution (i.e., the Black-Scholes formula). Instrument parameters: a bought option with strike $K_1 = 0.75\%$ and a sold option with strike $K_2 = 1.75\%$, 6-month tenure (time to expiry), risk-free rate $r = 0.8\%$, volatility $\sigma = 0.6$.

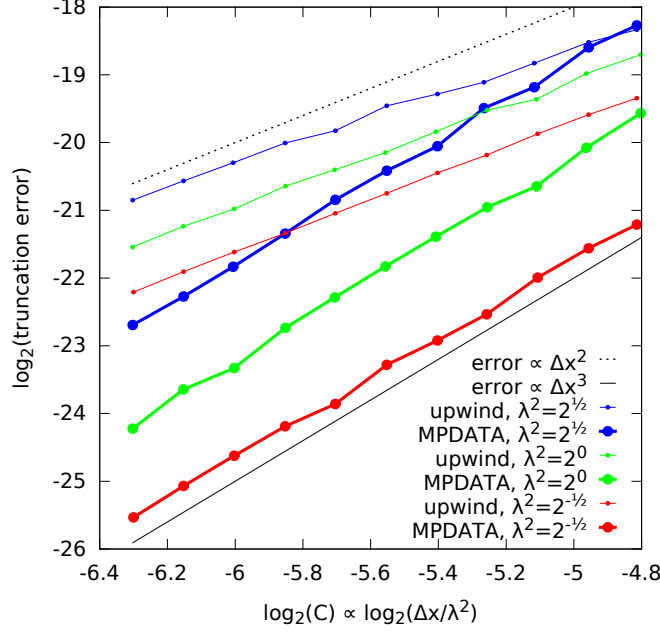


The solution was obtained with $\lambda^2 = 0.4$ and $C \approx 0.1$, resulting in ca. 10 timesteps and ca. 60 grid elements.

The numerical solution was obtained with a commonly used basic setting for MPDATA: one corrective iteration, non-oscillatory option enabled; for details consult [15, sec. 3.1.4]. Figure 1 qualitatively depicts the match between the numerical and analytical solutions. It shows that the error is smallest near the domain boundaries, confirming that the domain extent is sufficient for the given parameters. The solution does not feature values below zero (the minimum of the initial condition), which illustrates the positive definiteness of MPDATA. The solution does not feature values above the maximum of the initial condition which in turn demonstrates the conservativeness and monotonicity (non-oscillatory character) of the scheme.

A quantitative analysis of the errors arising from numerical integration is

Figure 2: **Solution accuracy in terms of spatial discretisation.** Truncation error as a function of the Courant number which, for fixed λ^2 , is proportional to the gridstep. Thin lines correspond to the basic upwind scheme (first iteration of MPDATA only), thick lines correspond to results obtained with one corrective iteration of MPDATA. Three datasets plotted for three different values of λ^2 . The dotted and solid black lines depict the slopes corresponding to first-order and second-order convergence.



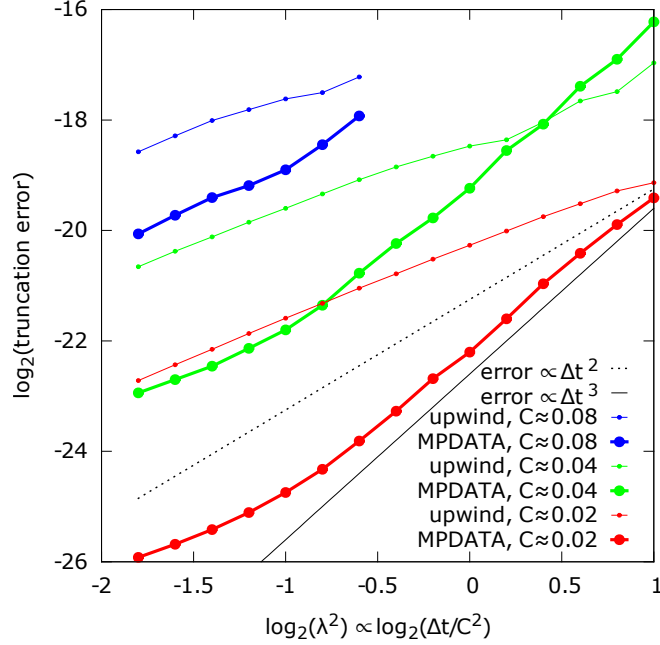
summarised in Figs 2-3. The accuracy of the solution is quantified with a truncation error measure defined, following [2], as:

$$E = \sqrt{\sum_{i=1}^{n_x} [\psi_n(x_i) - \psi_a(x_i)]^2 / (n_x \cdot n_t)} \Big|_{t=0} \quad (19)$$

where ψ_n is the numerical solution and ψ_a is the analytical one given by eq. (17). In the plot, the base-2 logarithm of E is plotted against the base-2 logarithm of C for several settings of λ^2 . Thick lines represent solutions obtained with two iterations (labelled as MPDATA), thin lines represent solutions obtained with a single-pass scheme, i.e., the basic upwind algorithm. All other solution parameters were set as in the example depicted in Fig. 1.

Since, for a given value of λ^2 , the Courant number C is proportional to the gridstep Δx , the slopes of the plotted curves depict how the results converge when refining the spatial discretisation. To facilitate interpretation, two additional curves were plotted, depicting the theoretical slopes for first-order and second-order accuracy. Figure 2 confirms that for the problem at hand and for

Figure 3: **Solution accuracy in terms of temporal discretisation.** Truncation error as a function of the λ^2 parameter which, for fixed C , is proportional to the timestep. Three datasets plotted for three different values of C (values given approximately as the solution procedure adjusts the requested value so that the number of timesteps is an integer). Simulation results are reported only when the requested settings of C and λ^2 resulted in at least 10 gridpoints and at least 10 timesteps, explaining the smaller number of datapoints for $C \approx 0.08$. Other plot elements are as in Fig. 2.



the three presented settings of λ^2 , MPDATA approaches second-order accuracy in space, improving over the first-order accurate solutions obtained with the upwind scheme.

The rate of convergence of the numerical solution to the analytical one as a function of timestep is depicted in Fig. 3, constructed similarly to Fig. 2, with base-2 logarithm of λ^2 on the ordinate. Since for a given value of C , λ^2 is proportional to the timestep Δt , the plotted data allows to analyse the order of accuracy in time. The MPDATA solutions are roughly second-order accurate in time, and visibly superior to the upwind solutions when $\lambda^2 \in (2^{-1/2}, 2^{1/2})$. With λ^2 less than roughly $2^{-1/2}$, the convergence rate visibly decreases going below first-order accuracy. With λ^2 greater than roughly $2^{1/2}$, MPDATA does not yield better approximation than upwind. Noteworthy, the range of λ^2 for which MPDATA offers superior convergence than upwind matches the $\lambda^2 \sim 1$ condition justified in the discussion of eq. 16.

Summary and prospects

This work was intended to serve as a springboard for applications of MPDATA in quantitative finance. In this domain, the MPDATA family of numerical schemes appears to be particularly promising and adaptable for solving PDEs arising in derivative pricing problems; it possesses particularly appealing properties in terms of:

- positive definiteness (non-negativity of option price solutions by design),
- monotonicity (no spurious oscillations in the solutions),
- conservativeness and high-order accuracy (second-order in time and space for the basic MPDATA),
- multidimensionality (superior to dimensionally-split schemes; applicable to problems giving rise to multi-dimensional PDEs),
- robustness (explicit and hence trouble-free to implement and apt to parallelisation via domain decomposition).

We introduced in this note a robust framework for numerically solving PDEs arising in financial modelling. We detailed a numerical solution procedure for the Black-Scholes equation by means of transforming it into a transport problem and using MPDATA for its numerical solution. The obtained results were corroborated against the analytical solution in an analysis depicting the second-order accuracy of the solution.

The prospects for the use of the MPDATA framework in quantitative finance lie in its applications in more sophisticated contexts. We describe in the Appendix, for instance, an extension of the developed framework to handle valuation of American options, for which finite difference methods are applied in the industry. Other potential applications include problems modelled with multi-dimensional PDEs such as in stochastic volatility models and in pricing derivatives incorporating dependence on the history of underlying processes (i.e., path-dependent derivatives, e.g., so-called Asian options), and in pricing of other multi-factor (e.g., multi-asset) derivatives.

Appendix A. American option valuation using MPDATA

Problem formulation

American options differ from the European ones only by allowing the holder to exercise at any time prior to expiry. Pricing of American options leads to a free boundary problem since there is boundary, not known in advance, that for any time t separates the regions where it is either optimal to continue holding the option or to exercise it immediately [see e.g. 10, Chapt. 5]. In deriving eq. 4, it was mentioned that the riskless portfolio Π must evolve according to the risk-free interest rate r . This is because, over the lifetime of the option, if the portfolio had a rate of return less than r , an investor holding the portfolio

would sell it for Π , invest Π at the rate r , and buy the portfolio back at a later stage, making riskless profit. If the rate of return is greater than r , an investor would borrow Π to buy the portfolio, and then sell it at a later time, paying back the debt and making riskless profit. The difference in the case of American options is that the latter case does not hold: in the intervening time between buying the portfolio and selling it, the investor runs the risk that the sold option would be exercised against them at any moment, changing the rate of return of the portfolio. This implies that the price process f for American options only satisfies

$$-\left(\frac{\partial f}{\partial t} + rS\frac{\partial f}{\partial S} + \frac{\sigma^2}{2}S^2\frac{\partial^2 f}{\partial S^2} - rf\right) \geq 0 \quad (\text{A.1})$$

On the other hand, at any time t , $f(S, t) \geq P(S, t)$, where $P(S, t)$ is the payoff function of the option if it is exercised at time t . This is because of the no-arbitrage condition: if $f(S, t) < P(S, t)$, the holder of the option would exercise immediately, collect the payoff, and then use it to buy the option again at $f(S, t)$. Thus, for a standard option with strike K ,

$$f(S, t) - (K - S) \geq 0 \quad (\text{A.2})$$

When $f(S, t) = P(S, t)$, the option holder must exercise immediately - continuing to hold the option puts the holder at risk of loss. Replacement in eq. A.1 shows then that strict inequality holds. On the other hand, when $f(S, t) > P(S, t)$, the holder of the option should continue to hold it, and in this case, equality holds in eq. A.1. This, together with the terminal condition

$$f(S, t) = \max(K - S, 0) \quad (\text{A.3})$$

describes a so-called linear complementarity problem, where strict inequality holds in at most one of eq.s A.1 and A.2.

Numerical solution procedure

A simple (non-second-order) yet robust way to represent the linear complementarity problem in the numerical framework embraced herein is to supplement the solved advection-diffusion equation with a source term of the form:

$$Q^n = \frac{\max(\psi^n, f(S, T) \exp(-rt^{n+1})) - \psi^n}{\Delta t} \quad (\text{A.4})$$

and to integrate following the recipe given in eq. 14:

$$\psi^{n+1} = \text{MPDATA}(\psi^n + \Delta t(R^n + Q^n)) \quad (\text{A.5})$$

To note, an upwind-based numerical solution for the American option valuation problem was previously studied in [21]. That study, however, involved neither the transformation of the Black-Scholes equation into a constant-coefficient transport problem, nor the expression of the free boundary as a source term.

Table A.1: Prices of American options obtained in numerical integration compared with the Bjerksund and Stensland analytic formula (BS93), and with the prices of corresponding European options. Notation: T – option tenure, S_0 – spot price, C – Courant number, E – error measure, $f(S_0, 0)$ – option price.

T	S_0	$C \approx 0.02$	$C \approx 0.01$	$C \approx 0.005$		BS93	European
		$\log_2(E)$	$\log_2(E)$	$\log_2(E)$	$f(S_0, 0)$		
0.25	80	-9.4	-10.7	-11.7	19.998	20.000	18.089
	90	-9.5	-10.7	-11.7	10.036	10.011	9.045
	100	-9.5	-10.7	-11.7	3.224	3.162	3.037
	110	-9.4	-10.7	-11.7	0.665	0.649	0.640
	120	-9.4	-10.7	-11.7	0.089	0.087	0.086
0.50	80	-9.6	-10.7	-11.7	19.998	20.000	16.648
	90	-9.6	-10.7	-11.7	10.290	10.240	8.834
	100	-9.7	-10.7	-11.7	4.190	4.109	3.785
	110	-9.6	-10.7	-11.7	1.411	1.372	1.312
	120	-9.6	-10.7	-11.7	0.398	0.385	0.376
3.00	80	-11.2	-12.5	-13.5	19.998	20.000	10.253
	90	-11.2	-12.5	-13.5	11.697	11.668	6.783
	100	-11.3	-12.5	-13.5	6.932	6.896	4.406
	110	-11.2	-12.5	-13.5	4.155	4.118	2.826
	120	-11.2	-12.5	-13.5	2.510	2.478	1.797

Results

We corroborate the numerical integration results for American put option prices against the estimates obtained from the approximate analytical formula derived in [22]. The payoff function for the put options is $f(S, T) = \max(K - S, 0)$, where K is the strike price. A log-linear extrapolation for both ψ and its derivative is used for the boundary condition in this case. The grid is chosen to include the point corresponding to the spot price $x = \ln(S_0)$.

Results of a series of integrations carried out for different option tenures T and spot prices S_0 , and with three settings for the Courant number, are given in Table A.1. All simulations were carried out with $\lambda^2 = 1$, $\sigma = 0.2$, $r = 0.08$ and $K = 100$, on a grid covering the range of $S \in (0.5, 500)$. The obtained option valuations converge with decreasing $C \sim \Delta x / \lambda^2$ to the prices obtained with the Bjerksund and Stensland formula (column labelled BS93). The error measures computed following eq. 19 and given in the columns labelled $\log_2(E)$ depict a roughly first-order convergence rate in Δx . Results obtained with the upwind scheme (not shown) are characterised by larger errors than with MPDATA, but comparable convergence rate, confirming that the convergence is constrained by the treatment of the linear-complementarity condition. For reference, prices of European put options of the same parameters, obtained with the analytic Black-Scholes formula, are given in the last column.

Acknowledgments

We thank Piotr Smolarkiewicz for numerous helpful remarks on the initial version of the manuscript. We also thank Maciej Rys and Christopher Wells for their feedback. The research originated as a Chatham Financial hack-week project; thanks are due to project participants: Piotr Grabowski, Stephen McKee and Natalia Szydłak.

References

- [1] P. Smolarkiewicz, A simple positive definite advection scheme with small implicit diffusion, *Mon. Weather Rev.* 111 (1983) 479–486.
- [2] P. Smolarkiewicz, A fully multidimensional positive definite advection transport algorithm with small implicit diffusion, *J. Comp. Phys.* 54 (1984) 325–362.
- [3] P. Smolarkiewicz, L. Margolin, Mpdata: A finite-difference solver for geophysical flows, *J. Comp. Phys.* 140 (1998) 459–480.
- [4] P. Smolarkiewicz, Multidimensional positive definite advection transport algorithm: an overview, *Int. J. Num. Meth. Fluids* 50 (2006) 1123–1144.
- [5] P. Smolarkiewicz, J. Szmelter, F. Xiao, Simulation of all-scale atmospheric dynamics on unstructured meshes, *J. Comp. Phys.* 322 (2016) 267–287.
- [6] F. Black, M. Scholes, The pricing of options and corporate liabilities, *J. Polit. Economy* 81 (3) (1973) 637–654.
- [7] D. Duffy, *Finite Difference Methods in Financial Engineering- A Partial Differential Equation Approach*, Wiley, 2006.
- [8] D. Duffy, A critique of the Crank-Nicolson scheme, strengths and weaknesses for financial instrument pricing, *WILMOTT magazine* 4 (2004) 68–76.
- [9] L. Bachelier, Théorie de la spéculation, *Ann. Sci. École Norm. Sup.* 3 (1900) 21–86.
- [10] Y. Kwok, *Mathematical Models of Financial Derivatives*, 2nd Edition, Springer, 2008.
- [11] P. Smolarkiewicz, T. Clark, The multidimensional positive definite advection transport algorithm: Further development and applications, *J. Comp. Phys.* 67 (1986) 396–438.
- [12] E. Sousa, Insights on a sign-preserving numerical method for the advection–diffusion equation, *Int. J. Num. Meth. Fluids* 61 (2009) 864–887.

- [13] P. Smolarkiewicz, J. Szmelter, Mpdata: An edge-based unstructured-grid formulation, *J. Comp. Phys.* 206 (2005) 624–649.
- [14] L. Bauer, The relation between “potential temperature” and “entropy”, *Phys. Rev. (Series I)* 26 (1908) 177–183.
- [15] A. Jaruga, S. Arabas, D. Jarecka, H. Pawlowska, P. K. Smolarkiewicz, M. Waruszewski, libmpdata++ 1.0: A library of parallel mpdata solvers for systems of generalised transport equations, *Geosci. Model Dev.* 8 (4) (2015) 1005–1032.
- [16] R. Zvan, P. Forsyth, K. Vetzal, Robust numerical methods for pde models of asian options, *J. Comp. Finance*, 1 (1998) 39–78.
- [17] Y.-K. Kwok, K.-W. Lau, Accuracy and reliability considerations of option pricing algorithms, *J. Futures Markets* 21 (10) (2001) 875–903.
- [18] R. Geske, K. Shastri, Valuation by approximation: A comparison of alternative option valuation techniques, *J. Fin. Quant. Analysis* 20 (1) (1985) 45–71.
- [19] J. Hull, A. White, Valuing derivative securities using the explicit finite difference method, *J. Fin. Quant. Analysis* 25 (1) (1990) 87–99.
- [20] W. Hogarth, B. Noye, J. Stagnitti, J. Parlange, G. Bolt, A comparative study of finite difference methods for solving the one-dimensional transport equation with an initial-boundary value discontinuity, *Comp. Math. Applic.* 20 (1990) 67–82.
- [21] C. Vázquez, An upwind numerical approach for an american and european option pricing model, *Appl. Math. Comp.* 97 (1998) 273–286.
- [22] P. Bjerksund, G. Stensland, Closed-form approximation of american options, *Scand. J. Manag.* 9 (1993) 87–99.