

# Performance of Coupled Systems as Quantum Heat Engine

George Thomas,<sup>1,\*</sup> Manik Banik,<sup>1,†</sup> and Sibasish Ghosh<sup>1,‡</sup>

<sup>1</sup>*Optics and Quantum Information Group, The Institute of Mathematical Sciences, C. I. T. Campus, Taramani, Chennai 600113, India.*

Study of coupled quantum systems as quantum heat engines is an interesting research area. It has been shown earlier that coupling can increase the efficiency. Here we make a comparative study between coupled spin-1/2 systems and coupled quantum oscillators when they constitute as the working medium of a quantum heat engine. For this purpose, we consider anisotropic 1-D Heisenberg model of interaction between two spin-1/2 systems. Analogous interaction in the case of two oscillators is realized by considering quadratic coupling between positions and momenta of the two oscillators. Interestingly, we point out certain range of parameters for which the efficiency of the coupled oscillators outperform the efficiency obtained from coupled spin systems. It happens that with suitable co-ordinate transformation, the coupled system appears to be uncoupled in the new frame of reference. We show that the global efficiency of the total system is bounded (both from above and below) by the efficiencies of the independent systems, provided both the independent systems work in the engine mode. When the upper bound of the efficiency becomes Carnot efficiency, then the global efficiency reaches the lower bound. The global efficiency further decreases when one of the independent systems works as a refrigerator.

PACS numbers: 05.70.Ln, 07.20.Pe, 05.30.-d

## I. INTRODUCTION

Study of thermodynamics in quantum regime can reveal fundamental features. As an example, the statement of the second law of thermodynamics in the presence of an ancilla [1, 2] or, when the system has coherence [3, 4], has been established in great details from where the classical version of the second law emerges under appropriate limits. Extension of thermodynamics to quantum regime can be approached in different directions such as information-theoretic point of view [5–9], resource-theoretic aspect [10–12], work extraction from quantum systems [13–17], etc. Different models of thermodynamic machines can be considered as useful tools to study in such directions. Such heat devices also help us to understand the behavior of thermodynamic quantities such as work and efficiency with non-classical feature such as entanglement, quantum superposition, squeezing, etc. [18–20]. These devices can show interesting behaviors such as exceeding Carnot limit [18, 20] in case they behave as heat engines. Moreover, such machines have technological importance in the realm of quantum computation and refrigeration of small systems [21].

Coupled systems as quantum heat engines are studied widely in recent past [22–27]. It has been shown that appropriate coupling can increase the efficiency of the system compared to the uncoupled model [25]. The aim of the present work is to compare the performances of different coupled quantum systems when used as the

working medium of a heat engine. For this purpose, we consider coupled spin-1/2 system and coupled quantum oscillator, i.e., we compare the performances of finite and infinite dimensional systems as the working medium of a heat engine in the presence of coupling. It is found that in the case of Otto cycle, when there is no coupling, both the system has same efficiency but the work output is higher for oscillator model. To compare the performance of the coupled systems, the coupling in both the cases are taken to be of similar form. We consider that two spin-1/2 systems are coupled via Heisenberg XX or XY model of interaction, which are well studied in literature [28, 29]. For harmonic oscillators, we take quadratic interaction in both position and momenta. This form of interaction is analogous to the Heisenberg exchange interaction in spin systems. So the Hamiltonians for coupled spins and coupled oscillators, in terms of ladder operators operators have similar form. We ensure that the free Hamiltonians of both of these systems are also of the same form.

Coupled harmonic oscillators as heat engine is studied in Ref. [27]. There, the interaction has been considered only between the position degrees of freedom of two oscillators. In contrast, we consider here a general quadratic interaction in both position and momentum degrees of freedom. Moreover, the authors in [27] have done the efficiency analysis for two different modes separately. But, the actual efficiency of the system has to be defined by the ratio of total work (done by both the modes) to the total heat, and in our analysis we follow this. So our analysis gives complete picture of efficiency of the system. Furthermore we find some interesting features of the efficiency of the coupled systems, such as (i) comparison of the efficiencies in the realm of increasing dimension of the system, (ii) bounds of the efficiency of

\* georget@imsc.res.in

† manik11ju@gmail.com

‡ sibasish@imsc.res.in

a coupled system in terms of the efficiencies of its parts, and (iii) decrease in the global efficiency when a part of the system works as refrigerator.

Organization of this paper goes as follows: In Section-II, we introduce the Otto cycle and illustrate the performance of uncoupled spins and oscillators as the working substance. In Section-III, general form of quadratic coupling in harmonic oscillators and their characteristics are discussed when they work as a heat engine. Further we discuss similar forms of coupling found in spin systems, widely known as Heisenberg XY model. In Section-IV, we describe the performance of the engine for special cases. Section-V is devoted for discussions and future possibilities.

## II. QUANTUM OTTO CYCLE

Quantum Otto cycles are analogous to the classical Otto cycle, and the latter consists of two isochoric processes (work,  $W = 0$ ) and two adiabatic processes (heat  $Q = 0$ ). When the working medium of the Otto cycle is classical ideal gas, the efficiency of the system is written as  $\eta = 1 - (V_1/V_2)^{\gamma-1}$ , where  $V_1$  and  $V_2$  are initial and final volumes ( $V_1 < V_2$ ) of the adiabatic expansion process and  $\gamma = C_p/C_v$ , is the ratio of the specific heats [30]. Similar to the classical cycle, the quantum Otto cycle consists of two adiabatic processes and two thermalization processes [31, 32]. The system exchanges heat with the bath during the thermalization processes and the work is done when the system undergoes adiabatic process. Work and heat are calculated from the change in mean energies, where mean energy of the system represented by the state  $\rho$  and the Hamiltonian  $H$  is defined as  $\text{Tr}[\rho H]$ .

Now we consider the four-staged Otto cycle. An example of harmonic oscillator as the working medium of a quantum Otto cycle is pictorially described in Fig. 1.

**Stage 1:** In this stage, the system represented by the density matrix  $\rho'_c$  (defined in Stage 4) and the Hamiltonian  $H$  is *attached* to a hot bath at temperature  $T_h$ . During the process, the Hamiltonian is kept fixed. At the end of this stage, the system reaches equilibrium with the bath. Therefore, the final state is given as  $\rho_h = \exp(-\beta_h H) / \text{Tr}[\exp(-\beta_h H)]$ , where  $\beta_h = 1/k_B T_h$ , with  $k_B$  being the Boltzmann constant. Hence the amount of heat absorbed by the system from the hot bath is  $Q_1 = \text{Tr}[H \cdot (\rho_h - \rho'_c)]$ .

**Stage 2:** The system is *decoupled* from the bath and the Hamiltonian is changed from  $H$  to  $H'$  slowly enough so that the quantum adiabatic theorem holds. Since there is no heat exchange between the system and the bath, the change in mean energy is

equal to the work. The work done in this process is  $w_1 = \text{Tr}[(\rho_h H - \rho'_h H')]$ , where  $\rho'_h = U_I \rho_h U_I^\dagger$  and  $U_I$  is the unitary associated with the adiabatic process, defined as  $U_I = \mathcal{T} \exp[-(i/\hbar) \int_0^\tau H(t) dt]$ . Here  $\mathcal{T}$  is the time ordering operator,  $H(0) = H$  and  $H(\tau) = H'$ .

**Stage 3:** The system is *attached* to the cold bath at temperature  $T_c$ . The system reaches equilibrium with the cold bath at the end of the process and the state of the system becomes  $\rho_c = \exp(-\beta_c H') / \text{Tr}[\exp(-\beta_c H')]$ , where  $\beta_c = 1/k_B T_c$ . Therefore the heat rejected to the cold bath is given as  $Q_2 = \text{Tr}[H' \cdot (\rho_c - \rho'_h)]$ .

**Stage 4:** The system is *detached* from the cold bath and the Hamiltonian is slowly varied from  $H'$  to  $H$ . The work done in this process is the change in the mean energy, which is given as  $w_2 = \text{Tr}[(\rho_c H' - \rho'_c H)]$ , where  $\rho'_c$  is the density matrix at the end of adiabatic process, defined as  $\rho'_c = U_{II} \rho_c U_{II}^\dagger$  and  $U_{II}$  is given by  $U_{II} = \mathcal{T} \exp[-(i/\hbar) \int_0^\tau H(t) dt]$ , so that  $H(0) = H'$  and  $H(\tau) = H$ . Finally, the cycle is completed by attaching the system with the hot bath.

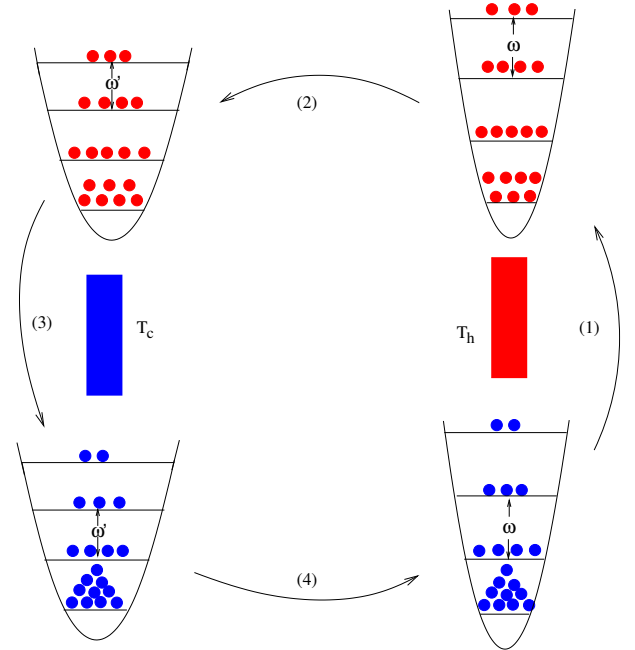


Figure 1. (color online) Pictorial representation of quantum Otto cycle. The working medium of this cycle is a harmonic oscillator. Stage 1 and Stage 3 are thermalization processes, in which the system exchanges heat with the bath. Stages 2 and 4 correspond to adiabatic processes where frequency of the oscillator changes from  $\omega$  to  $\omega'$  and back by doing certain amount of work.

The net work done by the system is  $W = w_1 + w_2 = Q_1 + Q_2$  and the efficiency is defined as  $\eta = W/Q_1$ .

### A. Single system as heat engine

First, we briefly review the performance of a quantum Otto cycle when a single harmonic oscillator (or spin) constitute the working medium of the engine [25, 27, 31–33]. Consider a harmonic oscillator with Hamiltonian

$$H^{\text{os}} = \frac{p^2}{2m} + \frac{m\Omega^2}{2}x^2 = \left(c^\dagger c + \frac{1}{2}\right)\Omega, \quad (1)$$

where  $m$  is the mass and  $\Omega$  is the frequency of the oscillator. Here  $c^\dagger = x\sqrt{m\Omega/2} - ip/\sqrt{2m\Omega}$  and  $c = x\sqrt{m\Omega/2} + ip/\sqrt{2m\Omega}$  are the creation and the annihilation operators respectively. We set  $\hbar$  and  $k_B$  to unity. The cycle is constructed such that in Stage 2, frequency is changed from  $\Omega = \omega$  to  $\Omega = \omega'$  and in Stage 4,  $\omega'$  is changed to  $\omega$ . In Stages 1 and 3, thermalization occurs with the respective heat baths as discussed in Sec. II. The mean population of a harmonic oscillator with frequency  $\Omega$  and inverse temperature  $\beta$  is  $\langle c^\dagger c \rangle = \langle n \rangle = 1/(\exp \beta\Omega - 1)$ . We also assume that the adiabatic processes are slow enough ( $\tau \rightarrow \infty$  in Stages 2 and 4), so that coherences are not created between the eigenstates of the final Hamiltonian. Therefore, the initial and final thermal populations in the adiabatic processes, are same. Under these assumptions, the heat absorbed from hot reservoir is given by

$$Q_h^{\text{os}} = \text{Tr} [H^{\text{os}}(\rho_h - \rho'_c)] \\ = \frac{\omega}{2} \left( \coth \left[ \frac{\beta_h \omega}{2} \right] - \coth \left[ \frac{\beta_c \omega'}{2} \right] \right), \quad (2)$$

where  $H^{\text{os}}$  is obtained by substituting  $\Omega = \omega$  in Eq. (1). Here  $\rho'_c$  and  $\rho_h$  are respectively the initial and the final density matrices in Stage 1. Similarly heat rejected to the cold reservoir is

$$Q_c^{\text{os}} = \text{Tr} [H'^{\text{os}}(\rho_c - \rho'_h)] \\ = -\frac{\omega'}{2} \left( \coth \left[ \frac{\beta_h \omega'}{2} \right] - \coth \left[ \frac{\beta_c \omega}{2} \right] \right), \quad (3)$$

where  $H'^{\text{os}}$  is calculated by substituting  $\Omega = \omega'$  in Eq. (1) and  $\rho'_h$  and  $\rho_c$  are the initial and final density matrices respectively for the thermalization process described in Stage 3. The net work done by the system is given as  $W^{\text{os}} = Q_h^{\text{os}} + Q_c^{\text{os}}$ :

$$W^{\text{os}} = \frac{(\omega - \omega')}{2} \left( \coth \left[ \frac{\beta_h \omega}{2} \right] - \coth \left[ \frac{\beta_c \omega'}{2} \right] \right). \quad (4)$$

The efficiency of the system is given as

$$\eta^{\text{os}} = \frac{W^{\text{os}}}{Q_h^{\text{os}}} = 1 - \frac{\omega'}{\omega}. \quad (5)$$

Now, consider a single spin-1/2 system, placed under magnetic field  $B_z$  applied along z-direction. To get a similar form like oscillator, we need to add a term of the form  $B_z I_2$ , where  $I_2$  is the identity matrix. Adding a constant term with each energy eigenvalue does not alter the characteristics of the engine. Thus we can write the corresponding Hamiltonian as,

$$H^{\text{sp}} = B_z(S_z + I) = \left(S^+ S^- + \frac{1}{2}\right) B_z, \quad (6)$$

Where  $S_z = \sigma_z/2$  and  $S^+$  and  $S^-$  are raising and lowering operators respectively. This Hamiltonian has a similar structure as the oscillator Hamiltonian given in Eq. (1). Now consider a cycle constructed such that magnetic field  $B_z$  varies from  $\omega$  to  $\omega'$  in Stage 2 and returns to the initial value ( $\omega' \rightarrow \omega$ ) in Stage 4. The heat absorbed from the hot reservoir is

$$Q_h^{\text{sp}} = \text{Tr} [H^{\text{sp}}(\rho_h - \rho'_c)] \\ = \frac{\omega}{2} \left( \tanh \left[ \frac{\beta_c \omega'}{2} \right] - \tanh \left[ \frac{\beta_h \omega}{2} \right] \right), \quad (7)$$

where  $H^{\text{sp}}$  is obtained by substituting  $B_z = \omega$  in Eq. (6). We also have  $\rho'_c = \rho_c$  and  $\rho'_h = \rho_h$ , since  $[U_{II}, \rho_c] = 0$  in Stage 4 and  $[U_I, \rho_h] = 0$  in Stage 2. Similar as above, the net work done by the system is given by

$$W^{\text{sp}} = \frac{(\omega - \omega')}{2} \left( \tanh \left[ \frac{\beta_c \omega'}{2} \right] - \tanh \left[ \frac{\beta_h \omega}{2} \right] \right). \quad (8)$$

So we can calculate the efficiency of system as

$$\eta^{\text{sp}} = \frac{W^{\text{sp}}}{Q_h^{\text{sp}}} = 1 - \frac{\omega'}{\omega}. \quad (9)$$

Even though, the dimensionality of spin and harmonic oscillators are different, we kept the energy level spacings same in both the cases by taking  $B_z = \Omega$ . Hence both the cycles have same efficiencies as shown in Eqs. (5) and (9). From Eqs. (4) and (8), we have  $W^{\text{os}} > W^{\text{sp}}$ . This inequality is true, because, for positive real values of  $x$  and  $y$  ( $x \equiv \beta_h \omega/2 < y \equiv \beta_c \omega'/2$ ), we have  $(\coth[x] - \coth[y]) \geq (\tanh[y] - \tanh[x])$ .

Consider two single systems (oscillators or spins), which are uncoupled and undergoing the cycle as discussed above. The work done by uncoupled oscillators is  $2W^{\text{os}}$ , which is grater than the work obtained from the spins  $2W^{\text{sp}}$ . But the efficiency of the uncoupled oscillators is equal to that of uncoupled spins,  $\eta^{\text{os}} = \eta^{\text{sp}} = 1 - \omega'/\omega$ . Now, our interest is to compare the performances of spins and oscillators when the coupling is introduced.

### III. PERFORMANCE OF COUPLED SYSTEM

In this section, our task is to study the effect of coupling in the performance of joint systems in terms of the

independent sub-systems obtained through certain co-ordinate transformations. In Section III A, we consider two identical oscillators coupled via positions and momenta. We consider spins coupled through Heisenberg XY model in Section III B. We point out the similarity of the Hamiltonian considered for coupled oscillator and coupled spin models

### A. Coupled oscillators

Here we consider two oscillators (labeled as 1 and 2) with same mass and frequency, and they are coupled through their positions and momenta. The Hamiltonian can be written as [34, 35]

$$H^{\text{os}} = \frac{p_1^2}{2m} + \frac{p_2^2}{2m} + \frac{m\Omega^2}{2}x_1^2 + \frac{m\Omega^2}{2}x_2^2 + 2\left(\frac{m\Omega}{2}\lambda_x x_1 x_2 + \frac{1}{2m\Omega}\lambda_p p_1 p_2\right), \quad (10)$$

where  $\lambda_x$  and  $\lambda_p$  are the coupling strengths with same units as that of  $\Omega$ . We can write this Hamiltonian in terms of ladder operators ( $c_i$  and  $c_i^\dagger$ , where  $i = 1, 2$ ) as,

$$H^{\text{os}} = \left(c_1^\dagger c_1 + c_2^\dagger c_2 + 1\right)\Omega + \frac{(\lambda_x + \lambda_p)}{2}(c_1^\dagger c_2 + c_1 c_2^\dagger) + \frac{(\lambda_x - \lambda_p)}{2}(c_1 c_2 + c_1^\dagger c_2^\dagger). \quad (11)$$

For such quadratic couplings, we can use co-ordinate transformations, so that in the new co-ordinates, the systems are uncoupled. Consider the following co-ordinate transformation

$$x_A = \frac{x_1 + x_2}{\sqrt{2}}, \quad x_B = \frac{x_1 - x_2}{\sqrt{2}}; \quad (12)$$

$$p_A = \frac{p_1 + p_2}{\sqrt{2}}, \quad p_B = \frac{p_1 - p_2}{\sqrt{2}}. \quad (13)$$

In the new co-ordinate system, we can write the Hamiltonian as,

$$H^{\text{os}} = \frac{p_A^2}{2M_A} + \frac{M_A\Omega_A^2}{2}x_A^2 + \frac{p_B^2}{2M_B} + \frac{M_B\Omega_B^2}{2}x_B^2 \quad (14)$$

$$= \left(c_A^\dagger c_A + \frac{1}{2}\right)\Omega_A + \left(c_B^\dagger c_B + \frac{1}{2}\right)\Omega_B, \quad (15)$$

where  $c_k^\dagger$  and  $c_k$ , where  $k = A, B$ , are the creation and annihilation operators for the oscillators  $A$  and  $B$ . Here  $\Omega_A$  and  $\Omega_B$  are eigenmode frequencies and  $M_A$  and  $M_B$  are the effective masses in the new co-ordinate frame. The explicit expressions are given as

$$M_{A/B} = \frac{m\Omega}{(\Omega \pm \lambda_p)}, \quad (16)$$

$$\Omega_{A/B} = \sqrt{(\Omega \pm \lambda_p)(\Omega \pm \lambda_x)}. \quad (17)$$

In the new frame, oscillators are uncoupled. Now consider the above mentioned Otto cycle in which  $\Omega$  is changed from its initial value  $\omega$  to  $\omega'$  in the first adiabatic process. Correspondingly, the eigen frequencies for the oscillator  $A$  changes from  $\omega_A$  to  $\omega'_A$  and similarly, from  $\omega_B$  to  $\omega'_B$  in the case of oscillator  $B$ . The eigen frequencies return to the respective initial values in the second adiabatic process. Here one can consider that the working medium consists of two independent oscillators. Hence the total work done by the system can be considered as the sum of the contributions from independent oscillators. As discussed in Section II A, the total amount of heat absorbed by the system from hot reservoir is given by

$$Q = \frac{\omega_A}{2} \left( \coth \left[ \frac{\beta_h \omega_A}{2} \right] - \coth \left[ \frac{\beta_c \omega'_A}{2} \right] \right) + \frac{\omega_B}{2} \left( \coth \left[ \frac{\beta_h \omega_B}{2} \right] - \coth \left[ \frac{\beta_c \omega'_B}{2} \right] \right). \quad (18)$$

The first term denotes the heat absorbed by the system  $A$  ( $Q_A$ ) and the second term represents the heat absorbed by the system  $B$  ( $Q_B$ ). Similarly, the total work is the sum of the work done by the independent systems,  $W = W_A + W_B$ . Thus here

$$W = \frac{(\omega_A - \omega'_A)}{2} \left( \coth \left[ \frac{\beta_h \omega_A}{2} \right] - \coth \left[ \frac{\beta_c \omega'_A}{2} \right] \right) + \frac{(\omega_B - \omega'_B)}{2} \left( \coth \left[ \frac{\beta_h \omega_B}{2} \right] - \coth \left[ \frac{\beta_c \omega'_B}{2} \right] \right). \quad (19)$$

The efficiency of the individual system is given as  $\eta_k = 1 - \omega'_k/\omega_k$ , where  $k = \{A, B\}$ . But the actual efficiency of the coupled system is defined as the ratio of total work over the total heat absorbed by the system. So we can write

$$\eta = \frac{W_A + W_B}{Q_A + Q_B} = \frac{\eta_A Q_A + \eta_B Q_B}{Q_A + Q_B}. \quad (20)$$

When both the systems are working in engine mode (i.e.,  $Q_A > 0$  and  $Q_B > 0$ ), we can write the above equation as

$$\eta = \eta_A \alpha + \eta_B (1 - \alpha) \quad (21)$$

where  $\alpha = Q_A/(Q_A + Q_B) \leq 1$ . Therefore we can write

$$\min\{\eta_A, \eta_B\} \leq \eta \leq \max\{\eta_A, \eta_B\}. \quad (22)$$

Therefore, when both the independent oscillators work as an engine, the actual efficiency of the engine is bounded above and below by the efficiencies of the independent oscillators. For certain parameter values (see Section IV A), one of the independent oscillators can work as refrigerator. In that case, the actual efficiency of the total system goes below the lower bound.



### B. Coupled spin system

In order to compare the performance of the quantum Otto cycle with coupled oscillator and that with coupled spin-1/2 system, let us now consider two spin-1/2 systems coupled via Heisenberg exchange interaction, placed in a magnetic field applied along Z direction. The Hamiltonian in terms of spin operators are given by

$$H^{\text{SP}} = B_z(S_1^z \otimes I + I \otimes S_2^z) + 2(J_x S_1^x S_2^x + J_y S_1^y S_2^y), \quad (23)$$

where  $J_x$  and  $J_y$  are the interaction constants along  $x$  and  $y$  directions. This model is generally known as Heisenberg XY model. Adding an equal energy with each level, we can write the Hamiltonian in terms of raising and lowering operators ( $S_i^+$  and  $S_i^-$ , where  $i = 1, 2$ ) as

$$\begin{aligned} H^{\text{SP}} = & (S_1^+ S_1^- + S_2^+ S_2^- + 1) B_z \\ & + \frac{(J_x + J_y)}{2} (S_1^+ S_2^- + S_1^- S_2^+) \\ & + \frac{(J_x - J_y)}{2} (S_1^+ S_2^+ + S_1^- S_2^-). \end{aligned} \quad (24)$$

The Eq. (11) and Eq. (24) have similar form. In the following section, we compare the performances of coupled spins and coupled oscillators when they undergo separately the quantum Otto cycles for different values of  $\lambda_x$ ,  $\lambda_p$ ,  $J_x$  and  $J_y$ .

### C. Optimal work

As we have seen in Eqs. (4) and (8), work is a function of  $\omega$  and  $\omega'$ . The optimal work can be estimated by maximizing work with respect to  $\omega$  and  $\omega'$ . Now suppose that work is maximum at  $\omega = \omega^*$  and  $\omega' = \omega'^*$ . Therefore, for two uncoupled oscillators, maximum work occurs when both the system work with  $\omega^*$  and  $\omega'^*$ . But for the coupled oscillators,  $\Omega_A$  and  $\Omega_B$  ( $\Omega'_A$  and  $\Omega'_B$ ) are functions of  $\omega$ ,  $\lambda_x$  and  $\lambda_p$  ( $\omega'$ ,  $\lambda_x$  and  $\lambda_p$ ). Similar arguments can be made for coupled spins too. Therefore, if subsystem  $A$  provides optimal work, then the work obtained from the subsystem  $B$  may not be optimal. Therefore we have

$$W_{\lambda \neq 0}^{\text{max}} \leq W_{\lambda=0}^{\text{max}}, \quad (25)$$

$W_{\lambda \neq 0}^{\text{max}}$  and  $W_{\lambda=0}^{\text{max}}$  are maximum work for a coupled and uncoupled systems respectively. The equality holds for the case where both independent systems can have same frequency.

## IV. SPECIAL CASES

In this section, we discuss the performance of the coupled systems under specific values of interaction con-

stants. In Section IV A, we take  $J_x = J_y$  in the case of spin, which is known as Heisenberg XX model. Analogous interaction in oscillators is achieved by setting  $\lambda_x = \lambda_p$ . Another interesting model is obtained with values  $J_x = -J_y$  in spins and  $\lambda_x = -\lambda_p$  in oscillators, is discussed in Section IV B.

### A. XX model

Now we consider the following case  $\lambda_x = J_x = \lambda_p = J_y = \lambda_J$  (say). For coupled oscillators, we can write the Hamiltonian in terms of ladder operators as

$$H^{\text{os}} = (c_1^\dagger c_1 + c_2^\dagger c_2 + 1) \Omega + \lambda_J (c_1^\dagger c_2 + c_1 c_2^\dagger). \quad (26)$$

From Eq. (17), we get the frequencies of the independent modes as  $\Omega_A = \Omega + \lambda_J$  and  $\Omega_B = \Omega - \lambda_J$ . Therefore, in the cycle, we have  $\omega_{A/B} = \omega \pm \lambda_J$  and  $\omega'_{A/B} = \omega' \pm \lambda_J$ . In the new co-ordinates, the oscillators are independent. Hence the total heat absorbed from the hot reservoir is the sum of the heat absorbed by the independent systems  $A$  and  $B$ . Substituting the values of  $\omega_A$ ,  $\omega'_A$ ,  $\omega_B$  and  $\omega'_B$  in the Eqs. (18) and (19), we get the expressions for the heat and the work respectively. The explicit expression for the work obtained from Eq. (19) is given as

$$\begin{aligned} W^{\text{os}} = & C \left( \coth \left[ \frac{(\omega - \lambda_J)}{2T_h} \right] - \coth \left[ \frac{(\omega' - \lambda_J)}{2T_c} \right] \right) \\ & + C \left( \coth \left[ \frac{(\omega + \lambda_J)}{2T_h} \right] - \coth \left[ \frac{(\omega' + \lambda_J)}{2T_c} \right] \right), \end{aligned} \quad (27)$$

where  $C = (\omega - \omega')/2$ . The efficiency of the independent systems are obtained as

$$\eta_A = \frac{(\omega - \omega')}{(\omega + \lambda_J)} \quad \text{and} \quad \eta_B = \frac{(\omega - \omega')}{(\omega - \lambda_J)}. \quad (28)$$

So we have  $\eta_B > \eta_A$ . Now we calculate the global efficiency as the ratio of the total work ( $W_A + W_B$ ) by the total heat ( $Q_A + Q_B$ ). We get the global efficiency by substituting the values of  $\omega_A$ ,  $\omega'_A$ ,  $\omega_B$  and  $\omega'_B$  in the Eq. (20). Now we expand this efficiency for small coupling constant  $\lambda_J$  upto the second order, we get:

$$\begin{aligned} \eta^{\text{os}} = & 1 - \frac{\omega'}{\omega} + \frac{\gamma \left( T_c \text{cosech} \left[ \frac{\omega}{2T_h} \right]^2 - T_h \text{cosech} \left[ \frac{\omega'}{2T_c} \right]^2 \right) \lambda_J^2}{\left( \coth \left[ \frac{\omega}{2T_h} \right] - \coth \left[ \frac{\omega'}{2T_c} \right] \right)} \\ & + O[\lambda_J^3]. \end{aligned} \quad (29)$$

where  $\gamma = (\omega - \omega')/(2T_h T_c \omega^2)$ . We need to compare now the performance of the oscillator system with that of the coupled spin system as a heat engine. For that, we consider two spin-1/2 systems coupled via Heisenberg XX Hamiltonian ( $J_x = J_y$ ). Representing this Hamiltonian in terms of ladder operators, it takes similar form

of the Hamiltonian that we considered in the case of oscillators. Therefore we write,

$$H^{\text{SP}} = (S_1^+ S_1^- + S_2^+ S_2^- + 1)B_z + \lambda_J(S_1^+ S_2^- + S_1^- S_2^+). \quad (30)$$

To compare the performance of coupled spins and oscillators, we can diagonalize the Hamiltonian for the coupled spins so that in the new basis, spins are uncoupled. So we can write

$$H^{\text{SP}} = (B_z - \lambda_J)(S_A^+ S_A^- + \frac{1}{2}) + (B_z + \lambda_J)(S_B^+ S_B^- + \frac{1}{2}). \quad (31)$$

Therefore, the total heat exchanged between the system and the hot bath is the sum of contributions from spins A and B. So we get the heat exchanged between system  $k$  ( $= A$  or  $B$ ) and the hot bath as (see Eq. (7))

$$Q_k^{\text{SP}} = \frac{\omega_k}{2} \left( \tanh \left[ \frac{\omega'_k}{2T_c} \right] - \tanh \left[ \frac{\omega_k}{2T_h} \right] \right). \quad (32)$$

The total heat exchange between the system and the hot bath is  $Q^{\text{SP}} = Q_A^{\text{SP}} + Q_B^{\text{SP}}$ . The total work done by the system is the sum of the contributions from the individual spins defined in the new basis. So we get

$$\begin{aligned} W^{\text{SP}} &= \eta_A Q_A^{\text{SP}} + \eta_B Q_B^{\text{SP}} \\ W^{\text{SP}} &= C \left( \tanh \left[ \frac{(\omega' - \lambda_J)}{2T_c} \right] - \tanh \left[ \frac{(\omega - \lambda_J)}{2T_h} \right] \right) \\ &\quad + C \left( \tanh \left[ \frac{(\omega' + \lambda_J)}{2T_c} \right] - \tanh \left[ \frac{(\omega + \lambda_J)}{2T_h} \right] \right). \end{aligned} \quad (33)$$

Here,  $\eta_A$   $\eta_B$  are same as that obtained in coupled oscillators given in Eq. (28). Therefore, the efficiency of the engine is given as

$$\eta^{\text{SP}} = \frac{\eta_A Q_A^{\text{SP}} + \eta_B Q_B^{\text{SP}}}{Q_A^{\text{SP}} + Q_B^{\text{SP}}}. \quad (34)$$

We can expand this efficiency for small values of  $\lambda_J$  as

$$\begin{aligned} \eta^{\text{SP}} &= 1 - \frac{\omega'}{\omega} + \frac{\gamma \left( T_h \text{sech} \left[ \frac{\omega'}{2T_c} \right]^2 - T_c \text{sech} \left[ \frac{\omega}{2T_h} \right]^2 \right) \lambda_J^2}{\left( \tanh \left[ \frac{\omega}{2T_h} \right] - \tanh \left[ \frac{\omega'}{2T_c} \right] \right)} \\ &\quad + O[\lambda_J^3]. \end{aligned} \quad (35)$$

The difference in the efficiencies obtained from coupled oscillators and coupled spins for small coupling is calculated from Eqs. (29) and (35). When the coupling  $\lambda_J = 0$ , both oscillator as well as spin system yields same efficiency as discussed in Section II. By introducing a small coupling between the systems, we can write the difference between the efficiencies of the oscillator model and the spin model as

$$\begin{aligned} \eta^{\text{OS}} - \eta^{\text{SP}} &= \gamma \left( T_c \text{cosech} \left[ \frac{\omega}{T_h} \right] + T_h \text{cosech} \left[ \frac{\omega'}{T_c} \right] \right) \lambda_J^2 \\ &> 0, \end{aligned} \quad (36)$$

since  $\omega > \omega'$  and  $\gamma > 0$ . Hence in this model, for small values of  $\lambda_J$ , the efficiency achieved by coupled oscillators is higher than the efficiency obtained from coupled spin model. Now we can see the behavior of the efficiency as a function of  $\lambda_J$  (see Fig. 2). When  $\omega'_A/T_c \geq \omega_A/T_h$  ( $\omega'_A < \omega_A$ ) and  $\omega'_B/T_c \geq \omega_B/T_h$  ( $\omega'_B < \omega_B$ ), both the independent systems work as engine. It is interesting to note that when  $\lambda_J = (\omega' T_h - \omega T_c)/(T_h - T_c) = \lambda_c$  (say), the upper bound of the efficiency, which is the efficiency of oscillator B, attains Carnot value ( $\omega'_B/T_c = \omega_B/T_h$ ) with zero work output. At this point, the global efficiency of the system is equal to the efficiency of oscillator A,  $\eta^{\text{OS}} = \eta^{\text{SP}} = \eta_A$ . When  $\lambda_J > \lambda_c$ , oscillator B work as refrigerator, which in turn reduces the efficiency of the engine. Hence the efficiency of the total system lies below the efficiency of oscillator A. Now we can compare the performance in terms of work given in Eqs. (27 and 33). The terms in the right hand side of these equations are positive when both the independent systems work in the engine mode. In that case, using the analysis made in Sec. II for uncoupled systems, we can show that  $W^{\text{OS}} > W^{\text{SP}}$ .

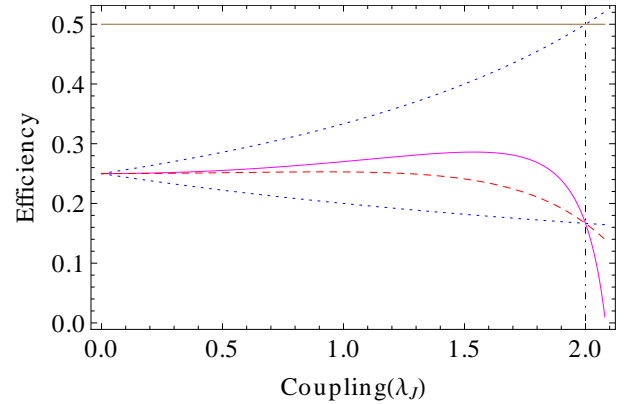


Figure 2. (color online) The two dotted curves show the upper bound ( $\eta_B$ ) and lower bound ( $\eta_A$ ). The continuous curve represents the efficiency of the coupled oscillator. Efficiency of the coupled spin system is denoted by the dashed curve. Carnot value is represented by the horizontal line. When the independent systems work in engine mode, the global efficiency of the coupled system lies inside the bounds. The plot also shows that the global efficiency of the coupled oscillators is higher than that of the coupled spins for small values of  $\lambda_J$  (see Eq. (36)). When the upper bound reaches Carnot value,  $\eta_B = 1 - T_c/T_h$  for  $\lambda_J = \lambda_c$ , then we get  $\eta^{\text{OS}} = \eta^{\text{SP}} = \eta_A$ . Here we take  $T_h = 2$ ,  $T_c = 1$ ,  $\omega = 4$  and  $\omega' = 3$ .

## B. XY model

Here we consider the case  $\lambda_x = J_x = -\lambda_y = -J_y = \lambda_J$  (say). The Hamiltonian corresponding to the coupled oscillator is now written as

$$H^{\text{os}} = (c_1^\dagger c_1 + c_2^\dagger c_2 + 1) \Omega + \lambda_J (c_1^\dagger c_2^\dagger + c_1 c_2). \quad (37)$$

In the new co-ordinate system (described by Eq. (17)), both the independent oscillators have the same frequency, which is given by  $\Omega_A = \Omega_B = \sqrt{(\Omega^2 - \lambda_J^2)}$ . Therefore, in the cycle, we have  $\omega_A = \omega_B = \sqrt{(\omega^2 - \lambda_J^2)}$  and  $\omega'_A = \omega'_B = \sqrt{(\omega'^2 - \lambda_J^2)}$ . Hence, we get  $\eta_A = \eta_B = 1 - \omega'_A/\omega_A$  and from Eq. (21), we obtain

$$\eta^{\text{os}} = \eta_A = 1 - \sqrt{\frac{\omega'^2 - \lambda_J^2}{\omega^2 - \lambda_J^2}}. \quad (38)$$

On the other hand, in the spin case, the analogous Hamiltonian is an example of Heisenberg XY model. In this case, the interaction Hamiltonian has the following form  $H_{\text{int}} = J(S_1^x S_2^x - S_1^y S_2^y)$ , where  $J$  is the interaction constant. This model is well studied as quantum Otto cycle [22, 23]. In terms of raising and lowering operators, we can write the spin Hamiltonian as

$$\begin{aligned} H^{\text{sp}} &= (S_1^+ S_1^- + S_2^+ S_2^- + 1) B_z + \lambda_J (S_1^+ S_2^+ + S_1^- S_2^-) \\ &= B_{\text{eff}} (S_A^+ S_A^- + \frac{1}{2}) + B_{\text{eff}} (S_B^+ S_B^- + \frac{1}{2}), \end{aligned} \quad (39)$$

where  $B_{\text{eff}} = \sqrt{B_z^2 + \lambda_J^2}$ . So we have two independent spins with same frequency. So one would expect the efficiency of this system same as that of a single as given in Eq. (9). This is true only when Stage 2 and Stage 4 are done slow enough. Because, in this case, the eigenvectors of the Hamiltonian are functions of  $B_z$  and  $\lambda_J$ . Hence, when the system works as Otto cycle, by changing the magnetic field associated with the system, internal friction appears to be depending upon the rate at which magnetic field is changed [22, 23]. This is due to the non-commutativity of the Hamiltonian at different instances during the driving. Here the adiabatic processes are done slow enough so that quantum adiabatic theorem holds. Since the energy level spacings ( $B_{\text{eff}}$ ) for both the independent subsystems are equal as shown in Eq. (39), these subsystems undergo identical cycles with same efficiency. Therefore, the global efficiency is also equal to the efficiency of the subsystem, which is given by

$$\eta^{\text{sp}} = 1 - \sqrt{\frac{\omega'^2 + \lambda_J^2}{\omega^2 + \lambda_J^2}}. \quad (40)$$

Now comparing Eqs. (38) and (40), we get  $\eta^{\text{os}} \geq \eta^{\text{sp}}$ , for range of parameter such that the systems work as engine (where  $|\lambda_J|$  may be also large).

## V. DISCUSSION AND CONCLUSION

Let us now compare the characteristics of the Otto cycle with some other quantum heat cycles such as Stirling cycle and Carnot cycle [32, 33]. It is interesting to note that in Stirling cycle, the global efficiency is bounded by the efficiencies of independent sub-systems. This shows that our analysis on the bounds of the efficiency represented in Eq. (22) can be extended to some of the other cycles also. The Carnot cycle being a reversible cycle, both the independent sub-systems work at Carnot efficiency, which is same as the global efficiency, i.e.,  $\eta^{\text{Carnot}} = \eta_A^{\text{Carnot}} = \eta_B^{\text{Carnot}}$ . Note that, to construct a Carnot cycle, both frequency as well as coupling strengths should be changed during the adiabatic processes, in such a way that both the independent sub-systems should have equal temperatures.

In the line of results described in Section III, one may try to look at the efficiency  $\eta_1^{\text{sp}}$  of coupled system of two spin-1 particles to look for a possible ordering of the form  $\eta_{1/2}^{\text{sp}} \leq \eta_1^{\text{sp}} \leq \eta^{\text{os}}$ , where  $\eta_{1/2}^{\text{sp}}$  is efficiency in the case of a coupled spin-1/2 particles. Thus, here our aim is to see whether the efficiency increases with system dimension. As an example, in the case of coupled qutrits with XX coupling [36], the independent spins do not have energy level spacings  $\omega \pm \lambda_J$  unlike in the case of coupled spin-1/2 systems and coupled oscillators as discussed in Sec. IV A. So the efficiency of the coupled qutrits may not exactly fall in between the efficiency curves obtained for coupled spin-1/2 systems and coupled oscillators. Therefore, an interesting future direction is to investigate the form of interaction for which a monotonic behavior of the efficiency with the increment in the dimension of the system is exhibited.

Now we discuss some of the important considerations made in the construction of the cycle. As we have mentioned in Sec. II, the adiabatic processes should be done slow enough to avoid creation of coherences between the eigenstates of the Hamiltonian. These coherences create frictional effect in the system, which in turn reduces the extractable work. The second assumption is that the system is attached to the respective baths for long enough time till the system attains equilibrium. Thermalization of coupled oscillators can also be modelled with coupled microcavities as described in Ref. [35]. In this model, one of the system (say system 1) is attached to a bath. Since the system 2 is coupled to the system 1, the total system can equilibrate with the bath. When we diagonalize the Hamiltonian of the coupled system, the independent systems  $A$  and  $B$  appear to be connected with the bath

as shown in Fig. 3. Similar approach is possible for spin system also. Hence an interesting direction of enquiry

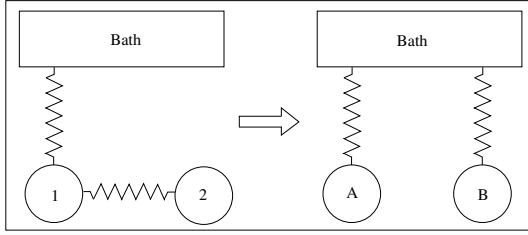


Figure 3. Pictorial representation of thermalization of coupled system.

is to study the finite-power characteristics of the engine [37]. This is achieved by considering the system being in contact with the reservoir only for a finite-time. In that case, we should also consider fast adiabatic branches in the cycle. So in the adiabatic branches, the system will create coherences due to fast changes of the external parameter and the thermalization processes suppresses these coherences. Another possibility is to study the performance of a hybrid-system, where spin and har-

monic oscillator are coupled. The Hamiltonian for such system is given as [38, 39]

$$H_{hyb} = (S^+ S^- + \frac{1}{2})B_z + \left(c^\dagger c + \frac{1}{2}\right)\Omega + g(S^+ c + S^- c^\dagger), \quad (41)$$

where  $g$  is the coupling parameter. This system is studied as a heat engine in a recent work [40].

To conclude, we compared the performance of coupled oscillators and coupled spins when they work as a heat engine. We choose suitable co-ordinate transformation to get two independent systems. The global efficiency is bounded by the efficiencies of the independent systems. When the upper bound is Carnot efficiency, the global efficiency reaches the lower bound. When one of the systems works as refrigerator, the global efficiency falls below the lower bound. It is also shown that the optimal work extractable from the coupled system is upper bounded by the optimal work extractable from uncoupled system. We also point out the range of parameters and form of interaction where the efficiency of the coupled oscillators is higher than that of the coupled spins.

*Acknowledgment:* GT and SG thankfully acknowledge fruitful discussions with Subhashish Banerjee and H. S. Mani.

- 
- [1] M. Horodecki and J. Oppenheim, *Fundamental limitations for quantum and nanoscale thermodynamics*, *Nature Communications* **4**, 2059 (2013).
  - [2] F. Brandão, M. Horodecki, N. H. Y. Ng, J. Oppenheim and S. Wehner, *The second laws of quantum thermodynamics*, *PNAS* **112**, 3275 (2015).
  - [3] M. Lostaglio, D. Jennings, and T. Rudolph, *Description of quantum coherence in thermodynamic processes requires constraints beyond free energy*, *Nat Commun* **6**, (2015).
  - [4] M. Lostaglio, K. Korzekwa, D. Jennings, and T. Rudolph, *Quantum Coherence, Time-Translation Symmetry, and Thermodynamics*, *Phys. Rev. X* **5**, 021001 (2015).
  - [5] R. Landauer, *Irreversibility and Heat Generation in the Computing Process*, *IBM J. Res. Dev.* **5**, 183 (1961).
  - [6] C. H. Bennett, *The Thermodynamics of Computation- a Review*, *Int. J. Theor. Phys.* **21**, 905 (1982).
  - [7] K. Maruyama, F. Nori, and V. Vedral, *Colloquium: The physics of Maxwell's demon and information*, *Rev. Mod. Phys.* **81**, 1-23 (2009).
  - [8] E. Lubkin, *Keeping the entropy of measurement: Szilard revisited*, *Int. J. Theor. Phys.* **26**, 523 (1987).
  - [9] L. d. Rio, J. Åberg, R. Renner, O. Dahlsten and V. Vedral, *The thermodynamic meaning of negative entropy*, *Nature* **474**, 61-63 (2011).
  - [10] F. G. S. L. Brandão, M. Horodecki, J. Oppenheim, J. M. Renes, and R. W. Spekkens, *Resource Theory of Quantum States Out of Thermal Equilibrium*, *Phys. Rev. Lett.* **111**, 250404 (2013).
  - [11] M. Horodecki and J. Oppenheim, *Quantumness in the context of resource theories*, *Int. J. Mod. Phys. B* **27**, 1345019 (2013).
  - [12] G. Gour, M. P. Müller, V. Narasimhachar, R. W. Spekkens, N. Y. Halpern, *The resource theory of informational nonequilibrium in thermodynamics*, *Phys. Rep.* **583**, 1 (2015).
  - [13] J. Åberg, *Truly work-like work extraction via a single-shot analysis*, *Nature Communications* **4**, 1925 (2013).
  - [14] P. Skrzypczyk, A. J. Short and S. Popescu, *Work extraction and thermodynamics for individual quantum systems*, *Nat. Comm.* **5**, 4185 (2014).
  - [15] J. Åberg, *Catalytic Coherence*, *Phys. Rev. Lett.* **113**, 150402 (2014).
  - [16] M. Perarnau-Llobet, K. V. Hovhannisyan, M. Huber, P. Skrzypczyk, N. Brunner, and A. Acín, *Extractable work from correlations*, *Phys. Rev. X* **5**, 041011 (2015).
  - [17] A. Mukherjee, A. Roy, S. S. Bhattacharya, and M. Banik, *Presence of quantum correlations results in a nonvanishing ergotropic gap*, *Phys. Rev. E* **93**, 052140 (2016).
  - [18] M.O. Scully, M. Zubairy, Suhail, G.S. Agarwal, and H. Walther, *Extracting Work from a Single Heat Bath via Vanishing Quantum Coherence*, *Science*, **299**, 862 (2003).
  - [19] R. Kosloff, *Quantum Thermodynamics: A Dynamical Viewpoint*, *Entropy* **15**, 2100 (2013).
  - [20] J. Roßnagel, O. Abah, F. Schmidt-Kaler, K. Singer, E. Lutz, *Nanoscale Heat Engine Beyond the Carnot Limit*, *Phys. Rev. Lett.* **112**, 030602 (2014).
  - [21] N. Linden, S. Popescu, and P. Skrzypczyk, *How Small*



- Can Thermal Machines Be? The Smallest Possible Refrigerator*, *Phys. Rev. Lett.* **105**, 130401 (2010).
- [22] R. Kosloff and T. Feldmann, *Discrete four-stroke quantum heat engine exploring the origin of friction*, *Phys. Rev. E* **65**, 055102 (2002).
- [23] T. Feldmann and R. Kosloff, *Quantum four-stroke heat engine: Thermodynamic observables in a model with intrinsic friction*, *Phys. Rev. E* **68**, 016101 (2003).
- [24] T. Zhang, W.-T. Liu, P.-X. Chen, and C.-Z. Li, *Four-level entangled quantum heat engines*, *Phys. Rev. A* **75**, 062102 (2007).
- [25] G. Thomas and R. S. Johal, *Coupled quantum Otto cycle*, *Phys. Rev. E* **83**, 031135 (2011).
- [26] G. Thomas and R. S. Johal, *Friction due to inhomogeneous driving of coupled spins in a quantum heat engine*, *Eur. Phys. J. B* **87**, 166 (2014).
- [27] J. Wang, Z. Ye, Y. Lai, W. Li, and J. He, *Efficiency at maximum power of a quantum heat engine based on two coupled oscillators*, *Phys. Rev. E* **91**, 062134 (2015).
- [28] E. Lieb and T. Schultz and D. Mattis, *Two soluble models of an antiferromagnetic chain*, *Ann. Phys.* **16** 407 (1961).
- [29] M. Takahashi, *Thermodynamics of one-Dimensional Solvable Models*, Cambridge University Press, Cambridge (1999).
- [30] D. V. Schroeder, *Thermal Physics*, Addison Wesley Longman, San Francisco (2000).
- [31] T.D. Kieu, *The Second Law, Maxwell's Demon, and Work Derivable from Quantum Heat Engines*, *Phys. Rev. Lett.* **93**, 140403 (2004).
- [32] H.T. Quan, Yu-xi Liu, C.P. Sun, and F. Nori, *Quantum thermodynamic cycles and quantum heat engines*, *Phys. Rev. E* **76**, 031105 (2007).
- [33] G.S. Agarwal and S. Chaturvedi, *Quantum dynamical framework for Brownian heat engines*, *Phys. Rev. E* **88**, 012130 (2013).
- [34] L. E. Estes, T. H. Keil and L. M. Narducci, *Quantum-Mechanical Description of Two Coupled Harmonic Oscillators*, *Phys. Rev.* **175**, 286 (1968).
- [35] H. Zoubi, M. Orenstien and A. Ron, *Coupled microcavities with dissipation*, *Phys. Rev. A* **62**, 033801 (2000).
- [36] Private communication with H. S. Mani.
- [37] This work is under progress.
- [38] M. Murao and F. Shibata, *Relaxation theory of a strongly coupled system*, *Physica A: Statistical Mechanics and its Applications* **216**, 255 (1995).
- [39] E.T. Jaynes and F.W. Cummings, *Comparison of quantum and semiclassical radiation theories with application to the beam maser*, *Proc. IEEE* **51** 89 (1963).
- [40] Q. Song, S. Singh, K. Zhang, W. Zhang and P. Meystre, *One atom and one photon - the simplest polaritonic heat engine*, *arXiv:quant-ph/1607.00119* (2016).