

Ultra High-Energy Cosmic Ray Production by Turbulence in Gamma-Ray Burst Jets and Cosmogenic Neutrinos

Katsuaki Asano*

*Institute for Cosmic Ray Research, The University of Tokyo,
5-1-5 Kashiwanoha, Kashiwa, Chiba 277-8582, Japan*

Peter Mészáros†

*Department of Astronomy & Astrophysics; Department of Physics; Center for Particle
& Gravitational Astrophysics; Pennsylvania State University, University Park, PA 16802*

(Dated: November 27, 2018)

We propose a novel model to produce ultra-high-energy cosmic-rays (UHECRs) in gamma-ray burst (GRB) jets. After the prompt gamma-ray emission, hydrodynamical turbulence is excited in the GRB jets at or before the afterglow phase. The mildly relativistic turbulence stochastically accelerates protons. The acceleration rate is much slower than the usual first-order shock acceleration rate, but in this case it can be energy-independent. The resultant UHECR spectrum is so hard that the bulk energy is concentrated in the highest energy range, resulting in a moderate requirement for the typical cosmic ray luminosity of $\sim 10^{53.5}$ erg s $^{-1}$. In this model, the secondary gamma-ray and neutrino emissions initiated by photopion production are significantly suppressed. Although the UHECR spectrum at injection shows a curved feature, this does not conflict with the observed UHECR spectral shape. The cosmogenic neutrino spectrum in the 10^{17} – 10^{18} eV range becomes distinctively hard in this model, which may be verified by future observations.

I. INTRODUCTION

The origin of ultra-high-energy cosmic-rays (UHECRs) above the ankle energy ($\sim 10^{18.5}$ eV) is as yet a matter of ongoing discussions. Although jets in active galactic nuclei (AGN) are the most widely considered candidates for the UHECR sources [1], the observed degree of anisotropy in the arrival distribution indicates a source density larger than 10^{-4} Mpc $^{-3}$ for a pure proton composition (10^{-6} Mpc $^{-3}$ for a pure iron composition) [2, 3], which disfavors Fanaroff–Reilly II (FR II) galaxies and BL Lac objects. Other types of relatively low luminosity AGNs like Seyfert galaxies may not satisfy the luminosity requirement ($\gtrsim 10^{46}$ erg s $^{-1}$ for protons) needed for UHECR acceleration [4]. Clusters of galaxies with strong accretion shocks are also candidates of UHECR sources [5, 6]. However, while the Telescope Array experiment reported a cluster of UHECR events [7] in a 20° radius (TA hot spot), there is no clear excess in the direction toward the nearby massive cluster, Virgo.

This situation motivates us to revisit gamma-ray bursts (GRBs) as UHECR sources [8, 9], although the GRB hypothesis has been considered to have disadvantages. The prompt emission of GRBs is believed to be emitted from collimated ultra-relativistic outflows. In most of the GRB-UHECR models, the internal shocks formed in the GRB outflows [10, 11] are supposed to be the UHECR acceleration site. In this case, the shock accelerated particles (hereafter we assume UHECR to be protons) form a power-law number spectrum ($N(\varepsilon) \propto$

ε^{-p}) with a typical index of $p \sim 2$. The observed GRB rate [12] is so low that the required cosmic ray luminosity to agree with the observed UHECR flux is 30–100 times the gamma-ray luminosity or more [see e.g. 13, 14]. Such a high luminosity seems unfavorable in the light of the available energy budget. Assuming a cosmic ray luminosity much larger than the gamma-ray luminosity, the secondary neutrino flux has been calculated by many authors [e.g. 13–17]. However, the IceCube neutrino telescope has detected no significant high-energy neutrino emission associated with classical GRBs [18–20]. This severely constrains the UHECR luminosity in GRBs, although a moderate value of the ratio of the UHECR to gamma-ray luminosity ($f_{\text{CR}} \sim 10$) is allowed [21, 22]. In particular, a GRB UHECR model with the moderate ratio $f_{\text{CR}} = 10$ can reproduce the observed UHECR flux, but only above $\sim 10^{20}$ eV [22]. Furthermore, while most of the previous studies of the GRB neutrino emission associated with UHECR have omitted a discussion of the secondary gamma-rays, the required high UHECR luminosity must result in a spectral shape of the gamma-rays which differs from the typically observed ones, as result of the hadronic cascade initiated by the collisions with gamma-ray photons [22–24].

In this paper, we discuss a different scenario for the UHECR production in GRBs, which may avoid the above mentioned problems. Among the latter, the major difficulty arises because the power-law spectrum of index $p = 2$ with an exponential cutoff, which has been frequently assumed in the shock acceleration model, leads to a large energy fraction residing below the ankle energy. On the other hand, if the spectral index were shallower than 2, then most of the cosmic ray energy would be concentrated around the highest energy range. This could reduce the total proton energy budget, putting the bulk

* asanok@icrr.u-tokyo.ac.jp

† nnp@psu.edu

of the UHECR energy above the ankle. Such a hard spectrum would probably involve a different acceleration mechanism or acceleration site from those in the internal shock models. Another requirement in the GRB-UHECR model is the suppression of the secondary gamma-rays and neutrinos, the first being constrained by Fermi and the second by IceCube observations. This suggests that the UHECR acceleration site should be significantly outside the usual photon emission site, in order to reduce the photopion production efficiency. Such a setup could provide a convincing solution for avoiding an overly luminous gamma-ray/neutrino emission compatible with the required large UHECR luminosity, unless the average bulk Lorentz factor of the GRB jets is $\gtrsim 1000$ [23], or the gamma-ray emission site is also located at a larger distance than usually assumed [17, 25]. In some observational [26, 27] and theoretical [e.g. 17] studies, it has been argued that multiple spectral components of the prompt γ -ray emission may arise from different emission sites or mechanisms. This encourages us to consider a different site for the UHECR acceleration.

An alternative model for the prompt gamma-ray emission is the dissipative photosphere model, which has been discussed by [28–34]. In this model the photon emission site is at a distance $\sim 10^{10} - 10^{13}$ cm from the central engine, leaving a large fraction of the bulk kinetic energy of the flow to be dissipated at a larger distance. Numerical simulations of the deceleration of such relativistic outflows [35] show the development of a Rayleigh–Taylor instability at large distances $\gtrsim 10^{16}$ cm. In such regions, stochastic acceleration via turbulence can accelerate UHECRs, and the photopion production efficiency will be significantly low. The stochastic acceleration can yield a hard UHECR spectrum with $p < 2$ [36–39], having been discussed as a possible electron acceleration mechanism in AGN jets [40–43]. Stochastic acceleration of electrons via turbulence has also been discussed in connection with the mechanism of the GRB prompt gamma-ray emission [44–48]. In particular, recent numerical simulations of the stochastic acceleration and photon emission in AGN jets [49, 50] succeed in reproducing the wide-band spectra from radio to gamma-rays and the gamma-ray lightcurves, showing that stochastic acceleration in relativistic outflows is an attractive option.

In this paper, we propose a UHECR production model in GRB outflows based on the stochastic acceleration of protons via turbulence at a large distance, well outside the photon emission site. As will be shown, this optimized model can avoid both the problems of an overly large UHECR loading and an overly luminous secondary gamma-ray/neutrino emission.

II. STOCHASTIC ACCELERATION

We consider turbulence excited in a relativistic jet outflowing with the bulk Lorentz factor Γ . As possible mechanisms to excite turbulence, in addition to the Rayleigh–

Taylor instability in the decelerating outflow [35], there is the Kelvin–Helmholtz instability in the shear flow [e.g. 51, 52] or at the boundary between the jet and cocoon [53, 54]. The Rayleigh–Taylor and Richtmyer–Meshkov instabilities are also candidates for inducing turbulence as radial modes [55]. The Rayleigh–Taylor and Kelvin–Helmholtz instabilities may be suppressed in the presence of a large-scale magnetic field [56–59], depending on the orientation of the field. However, since the magnetic energy is subdominant compared to the hadronic energy in our model, as will be seen, we can expect significant excitation of turbulence. Another possible process is the internal shock with density fluctuation, which induces the Richtmyer–Meshkov instability [60]. The induced turbulence can scatter charged particles, which causes the second order Fermi acceleration [36, 61–63]. In addition, the turbulence may enhance the rate of magnetic reconnection [64], which can also accelerate particles stochastically [65–68]. Although there are many candidates, we do not specify the particular (magneto-)hydrodynamical instability that is responsible for particle acceleration. We define an energy diffusion coefficient

$$D(\varepsilon) \equiv \frac{1}{2} \left\langle \frac{\Delta\varepsilon\Delta\varepsilon}{dt} \right\rangle, \quad (1)$$

which phenomenologically describes the stochastic acceleration process of relativistic protons $\varepsilon \gg m_p c^2$ in the jet comoving frame.

As the most optimistic model, we adopt the formula for the energy diffusion coefficient via magnetic field compressions associated with compressional waves [69] as

$$D(\varepsilon) \sim \varepsilon^2 \frac{v_W^2}{c\ell} \frac{\delta B^2}{B^2} \int_1^{\ell k_{\max}} d(\ell k) (\ell k)^{1-q}, \quad (2)$$

where v_W is the phase velocity of the turbulent wave, and the turbulence is characterized by the injection (longest) scale ℓ and the index of the power spectrum q as a function of wavenumber k . The case $D(\varepsilon) \propto \varepsilon^2$ is called the hard sphere approximation. Even if we consider the Alfvénic wave as scatterers, the turbulence index $q = 2$ frequently seen in magnetohydro-simulations [e.g. 70] results in the hard sphere approximation [71]. Note that the above formulation is based on the quasi-linear theory [72], which assumes $\delta B^2 \ll B^2$. However, the self-generated magnetic fields in the jet may imply $\delta B^2 \sim B^2$. In addition the simulations in Lynn *et al.* [69] show a deviation from the quasi-linear theory in the acceleration process. We characterize the uncertainty in the acceleration process related to $\delta B^2 \sim B^2$ and the unknown parameters q and k_{\max} in Eq. (2) by a dimensionless factor ζ , and write the diffusion coefficient as

$$D(\varepsilon) \sim \varepsilon^2 \beta_W^2 \zeta \frac{c}{\ell}. \quad (3)$$

In the turbulence excited by relativistic motions, the phase velocity may be close to the relativistic limit $\beta_W^2 = v_W^2/c^2 = 1/3$. The eddy scale ℓ should be shorter than the fluid-frame dynamical scale R/Γ at radius R from the

central engine. We parameterize the eddy scale through a dimensionless parameter ξ as $\ell = \xi R/\Gamma \equiv 0.1\xi_{0.1}R/\Gamma$. Then, the diffusion coefficient is rewritten as

$$D(\varepsilon) \sim 3\varepsilon^2 \zeta \frac{c\xi_{0.1}\Gamma}{R}. \quad (4)$$

Hereafter, we denote $D(\varepsilon) \equiv K\varepsilon^2$ ($K = 3c\xi_{0.1}\Gamma/R$). The acceleration timescale $t_{\text{acc}} \sim 1/K \gtrsim t_{\text{dyn}}/(3\zeta)$ ($t_{\text{dyn}} = R/(c\Gamma)$) is independent of the proton energy. This implies that the mean free path is also energy independent. A recent 3D-MHD simulation [73] for pulsar wind nebulae shows such a tendency as well. The diffusion coefficient in Eq. (4) may be the most optimistic case for turbulence acceleration, and is the counterpart of the Bohm limit in the shock acceleration, which has been frequently assumed in the UHECR acceleration in GRBs.

In order to be accelerated by the mechanism described above, the Larmor radius is required to be shorter than the eddy size ℓ . The magnetic field in the jet frame is normalized by the photon energy density as

$$U_{\text{ph}} = \frac{L_\gamma}{4\pi cR^2\Gamma^2}, \quad (5)$$

where L_γ is the isotropic-equivalent luminosity of the GRB prompt emission. Expressing the magnetic field with a dimensionless parameter f_B as $B^2/(8\pi) = f_B U_{\text{ph}}$, the maximum energy of protons for observers, $\varepsilon_{\text{max}} = \Gamma \ell eB/(1+z)$, is written as

$$\begin{aligned} \varepsilon_{\text{max}} &= \frac{\xi e}{(1+z)\Gamma} \sqrt{\frac{2f_B L_\gamma}{c}} \\ &\simeq 8.2 \times 10^{19} \xi_{0.1} (1+z)^{-1} \Gamma_{300}^{-1} f_B^{1/2} L_{52}^{1/2} \text{ eV}, \end{aligned} \quad (6)$$

where $\Gamma = 300\Gamma_{300}$, and $L_\gamma = 10^{52} L_{52} \text{ erg s}^{-1}$. Note that the maximum energy is independent of R . Although the maximum energy is lower by a factor of ξ than the value in the Bohm limit approximation for shock acceleration, the value in Eq. (7) is significantly high to explain the observed UHECR spectrum. As mentioned, the UHECR acceleration site is here taken to be well outside the gamma-ray emission radius. Thus, the cooling effect due to photopion production can be neglected. The timescale of the proton synchrotron cooling $t_{\text{syn}} = 6\pi(m_p/m_e)^2 m_p^2 c^3 / (\sigma_T B^2 \varepsilon)$ is also long enough,

$$\frac{t_{\text{syn}}}{t_{\text{dyn}}} \simeq 1600 \varepsilon_{\text{obs},19}^{-1} \Gamma_{300}^4 f_B^{-1} L_{52}^{-1} R_{16}, \quad (8)$$

where $\Gamma\varepsilon = 10^{19} \varepsilon_{\text{obs},19} \text{ eV}$ and $R \equiv 10^{16} R_{16} \text{ cm}$.

The evolution of the total proton energy distribution $N(\varepsilon, t)$ in the jet frame is described by the Fokker-Planck equation [e.g. 39, 74] as

$$\begin{aligned} \frac{\partial N(\varepsilon, t)}{\partial t} &= \frac{\partial}{\partial \varepsilon} \left[D(\varepsilon) \frac{\partial N(\varepsilon, t)}{\partial \varepsilon} \right] \\ &\quad - \frac{\partial}{\partial \varepsilon} \left[\frac{2D(\varepsilon)}{\varepsilon} N(\varepsilon, t) \right] + \dot{N}_{\text{inj}}(\varepsilon, t), \end{aligned} \quad (9)$$

where $\dot{N}_{\text{inj}}(\varepsilon, t)$ is the injection term. For simplicity, we assume that the jet is filled with turbulence and the strong magnetic field, which implies small Larmor radii $< 0.1\xi_{0.1}R/\Gamma$, efficiently confines particles in the dynamical timescale. Hence, we have neglected the escape effect in Eq. (9), though the escape effect can soften the cosmic-ray spectrum [38, 39]. If the coefficient K can be approximated as being constant, we can obtain the Green's function for Eq. (9) as derived by Becker *et al.* [38],

$$N_G(\varepsilon, t) = \frac{N_0}{2\varepsilon_0 \sqrt{\pi K t}} \sqrt{\frac{\varepsilon}{\varepsilon_0}} \exp\left(-\frac{9}{4} K t - \frac{(\ln \frac{\varepsilon}{\varepsilon_0})^2}{4Kt}\right), \quad (10)$$

which corresponds to the solution of Eq. (9) for a prompt mono-energetic injection at $t = 0$ with $\dot{N}_{\text{inj}}(\varepsilon, t) \equiv N_0 \delta(\varepsilon - \varepsilon_0) \delta(t)$. For a constant injection with $\dot{N}_{\text{inj}}(\varepsilon) \equiv \dot{N}_0 \delta(\varepsilon - \varepsilon_0)$ for $t \geq 0$, the solution is obtained by integrating the Green's function as

$$\begin{aligned} N(\varepsilon, t) &= \frac{\dot{N}_0}{N_0} \int_0^t dt' N_G(\varepsilon, t') \\ &= \frac{\dot{N}_0}{2\varepsilon_0} \sqrt{\frac{\varepsilon}{\varepsilon_0}} \int_0^t dt' \frac{\exp\left(-\frac{9}{4} K t' - \frac{(\ln \frac{\varepsilon}{\varepsilon_0})^2}{4Kt'}\right)}{\sqrt{\pi K t'}}. \end{aligned} \quad (11)$$

The integral in Eq. (12) is analytically obtained with the error function $\text{erf}(x) \equiv (2/\sqrt{\pi}) \int_0^x dy \exp(-y^2)$ as

$$\begin{aligned} N(\varepsilon, t) &= \frac{\dot{N}_0}{6K\varepsilon_0} \sqrt{\frac{\varepsilon}{\varepsilon_0}} \\ &\quad \times \left[\exp\left(-\frac{3}{2} \left| \ln \frac{\varepsilon}{\varepsilon_0} \right| \right) (1 + \text{erf}(X_-)) \right. \\ &\quad \left. + \exp\left(\frac{3}{2} \left| \ln \frac{\varepsilon}{\varepsilon_0} \right| \right) (-1 + \text{erf}(X_+)) \right], \end{aligned} \quad (12)$$

where

$$X_\pm \equiv \frac{3Kt \pm \left| \ln \frac{\varepsilon}{\varepsilon_0} \right|}{2\sqrt{Kt}}, \quad (14)$$

For $\varepsilon \geq \varepsilon_0$, the spectrum can be rewritten as

$$N(\varepsilon, t) = \frac{\dot{N}_0}{6K\varepsilon} \left[1 + \text{erf}(X_-) - \left(\frac{\varepsilon}{\varepsilon_0}\right)^3 \text{erfc}(X_+) \right], \quad (15)$$

where $\text{erfc}(x) \equiv 1 - \text{erf}(x)$ is the complementary error function. On the other hand, the distribution for $\varepsilon \leq \varepsilon_0$ is approximated by a steady solution

$$N(\varepsilon, t) \simeq \frac{\dot{N}_0}{3K\varepsilon_0} \left(\frac{\varepsilon}{\varepsilon_0}\right)^2. \quad (16)$$

The evolution of $N(\varepsilon, t)$ for constant K , ε_0 , and \dot{N}_0 is shown in Fig. 1. Since the acceleration timescale is

independent of energy, the peak energy in a $\varepsilon^2 N(\varepsilon, t)$ -plot is very sensitive to the duration t of the acceleration and injection. In this hard sphere model, a slight increase of the duration time drastically boosts the spectral shape so that it may be very difficult to determine the spectral shape precisely for individual cases.

The total UHECR energy in the central engine frame is expressed as

$$E(t) = \Gamma \int d\varepsilon \varepsilon N(\varepsilon, t) \quad (17)$$

$$\equiv \frac{\dot{N}_0 \Gamma}{6K} \varepsilon_0 I(Kt). \quad (18)$$

Here, the dimensionless function $I(Kt)$ can be approximated as

$$I(Kt) \simeq \begin{cases} 1.49 \exp(4Kt) & \text{for } Kt \geq 1 \\ 6.34Kt & \text{for } Kt \ll 1 \end{cases} \quad (19)$$

In our optimistic model, during the dynamical time scale $t_{\text{dyn}} = R/(c\Gamma)$, the parameters K , ε_0 , and \dot{N}_0 are assumed to be constant. Just after the dynamical timescale, we shut down the acceleration and injection. In this case, the value $Kt_{\text{dyn}} \sim 3\zeta\xi_{0.1}$ becomes independent of R . Neglecting adiabatic cooling before escaping from the acceleration region, the total energy of the UHECRs escaping from a GRB is $E_{\text{CR}} = E(t_{\text{dyn}})$. Hereafter, we normalize E_{CR} through the total GRB energy in photons as $E_{\text{CR}} = f_{\text{CR}} E_\gamma$. An empirical relation obtained by Ghirlanda *et al.* [75] is

$$E_{52} = 0.56 L_{52}^{1.1}, \quad (20)$$

where $E_\gamma = 10^{52} E_{52}$ erg. This is used to fix the normalization factor in Eq. (15) as

$$\frac{\dot{N}_0}{6K} = \frac{f_{\text{CR}} E_\gamma}{\Gamma \varepsilon_0 I(3\zeta\xi_{0.1})}, \quad (21)$$

which is also independent of R .

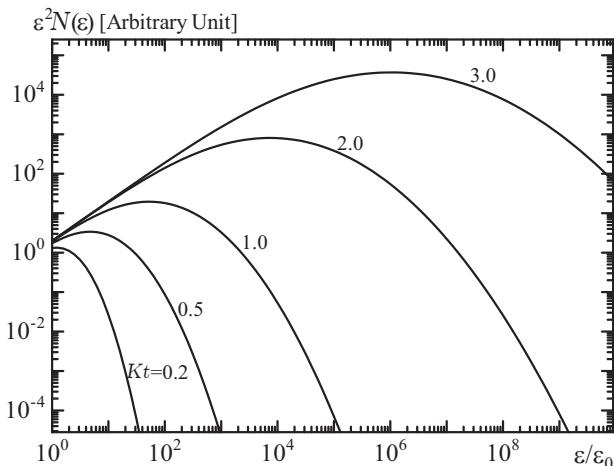


FIG. 1. Evolution of the particle energy distribution expressed by Eq. (15).

The injection mechanism into the acceleration process is highly uncertain. If the Kelvin–Helmholtz instability between the jet and the cocoon is responsible for the stochastic acceleration, the initial relative Lorentz factor $\sim \Gamma$ for the two layer may correspond to a typical random Lorentz factor of protons in the disturbed region. We adopt an injection energy written as $\varepsilon_0 = \Gamma m_p c^2$.

While the spectrum $N(\varepsilon, t_{\text{dyn}})$ largely depends on the uncertain parameters Kt_{dyn} and ε_0 , these parameters have been roughly fixed as explained above. However, our model does not produce unbridled UHECR spectra, because we have introduced a maximum energy defined in Eq. (7). Taking into account this maximum energy by simply introducing an exponential cutoff, we finally obtain the observer-frame spectrum of UHECRs from a GRB as

$$N_{\text{CR}}(\varepsilon_{\text{obs}}) = \frac{1+z}{\Gamma} N\left(\frac{(1+z)\varepsilon_{\text{obs}}}{\Gamma}, t_{\text{dyn}}\right) \times \exp\left(-\frac{\varepsilon_{\text{obs}}}{\varepsilon_{\text{max}}}\right), \quad (22)$$

where $\varepsilon_{\text{obs}} = \Gamma\varepsilon/(1+z)$. In the above formula, protons are assumed to escape promptly in an energy-independent manner, and the cooling effects during propagation in the intergalactic space are neglected. The spectrum does not depend on R , and the model parameters for a single GRB are L_{52} , Γ_{300} , f_B , f_{CR} , ζ and $\xi_{0.1}$. Examples of the UHECR spectra expressed by Eq. (22) are shown in Fig. 2. The factor of the exponential cutoff significantly reduces the actual energy of UHECRs compared to the prearranged value E_{CR} . Although we can adjust the energy of UHECRs including the cut-off effect, we adopt the normalization factor in Eq. (21) for simplicity.

III. AVERAGE SPECTRUM PER BURST

Hereafter, we will fix the parameters f_B , ζ and $\xi_{0.1}$ to be unity. We adopt the GRB luminosity function obtained by Wanderman and Piran [76], taking the GRB rate per unit comoving volume per logarithmic interval of luminosity defined as $\phi(L_\gamma) \mathcal{R}_{\text{GRB}}(z) d \log L_\gamma$. This luminosity function is written as

$$\phi(L_\gamma) \propto \begin{cases} \left(\frac{L_\gamma}{L_*}\right)^{-0.17} & \text{for } L_\gamma \leq L_* \\ \left(\frac{L_\gamma}{L_*}\right)^{-1.44} & \text{for } L_\gamma > L_* \end{cases}, \quad (23)$$

where $L_* = 10^{52.5}$ erg s $^{-1}$. The minimum Luminosity is 10^{50} erg s $^{-1}$. The remaining parameters are f_{CR} and Γ . We adopt four sets of those parameters as summarized in Table I, and obtain the average UHECR spectrum per burst by integrating the function over the luminosity function, and using the relation of Eq. (20).

In the model A, we adopt constant parameters $f_{\text{CR}} = 10$ and $\Gamma = 300$ irrespective of the luminosity. As shown in Fig. 3, unlike the shock acceleration model in Asano

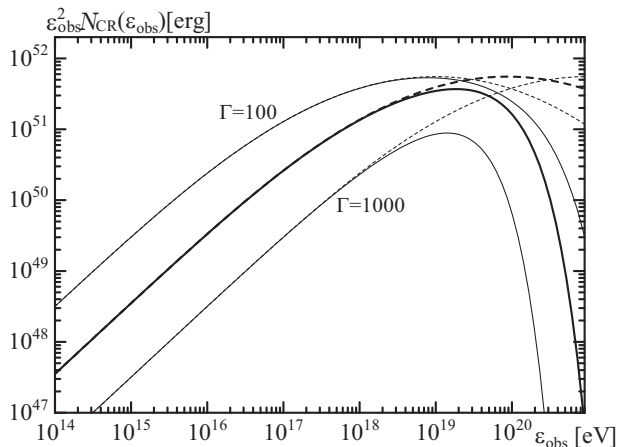


FIG. 2. Model spectra of the UHECRs escaping from a GRB. The thick lines are the spectrum for the parameters $L_{52} = \Gamma_{300} = f_B = f_{\text{CR}} = \xi_{0.1} = 1$, while the thin lines show the spectra with the same parameters but for different values of Γ . The dashed lines are the spectra neglecting the exponential cut-off due to the maximum energy determined by the eddy size.

and Mészáros [22], the CRs are narrowly distributed in the highest energy region. Owing to the hard spectrum, the spectral peak at $\sim 10^{20}$ eV becomes higher than that for the shock model. To take into account the diversity of Γ , we also adopt an empirical relation between Γ and L_γ expressed by $\Gamma = 72.1 L_{52}^{0.49}$, which was adopted in He *et al.* [21] based on the results of Ghirlanda *et al.* [75]. This relation leads to a slightly softer spectrum, as shown by the model B in Fig. 3.

In the models A and B we adopted a common value of f_{CR} , irrespective of L_γ . However, from the viewpoint of the energy budget, bright GRBs may not have a large margin for UHECRs. We may expect some correlation between L_γ and f_{CR} , similarly to the several empirical relations in GRBs [e.g. 75].

Although we have no information about the origin of the L_γ - f_{CR} relation, here we can adopt a simple model as a test case to demonstrate the possible broadening of the UHECR spectrum. For this, we assume that the total luminosity is nearly constant irrespective of L_γ . In this model, the variety of the photon luminosity is attributed to the variety of the photon emission efficiency. Normalizing at $L_\gamma = L_*$, we set $L_{\text{tot}} = L_\gamma + L_B + L_{\text{CR}} =$

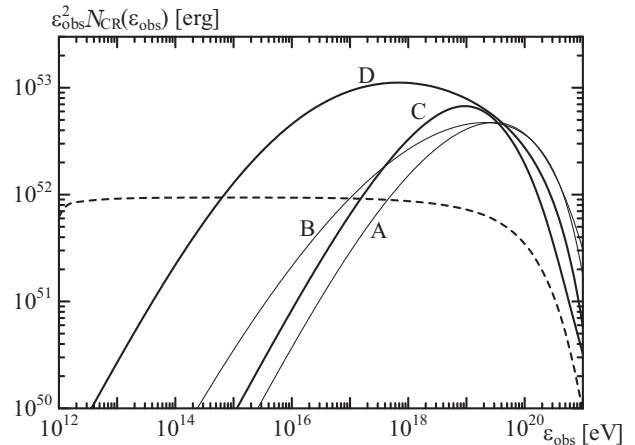


FIG. 3. The average UHECR spectra per burst for the parameter sets shown in Table I. The thin lines are for the models A and B, while the thick lines are for the models C and D. The dashed line is the average UHECR spectrum for the shock acceleration model adopted in Asano and Mészáros [22], in which $f_{\text{CR}} = 10$, $f_B = 0.1$, and $\Gamma_{300} = 1$ with the same luminosity function.

$(1 + f_B + f_{\text{CR}})L_\gamma = \max(10L_*, (2 + f_B)L_\gamma)$, where L_B stands for magnetic field luminosity. Choosing here a typical total jet luminosity as $L_{\text{tot}} = 10^{53.5}$ erg s $^{-1}$, with $f_B = 1$, this is expressed as

$$f_{\text{CR}} = \begin{cases} 10 \frac{L_*}{L_\gamma} - 2 & \text{for } L_\gamma \leq (10/3)L_* \\ 1 & \text{for } L_\gamma > (10/3)L_* \end{cases}. \quad (24)$$

In this model, while the total luminosity is kept in check, the relatively low-luminosity GRBs, which dominate the number fraction of GRBs, are the dominant sources of UHECRs. The fractional contribution of GRBs with $L \leq L_*$ to the UHECRs at $10^{18.5}$ eV for each model is shown in Table I.

While we have fixed the Lorentz factor as $\Gamma = 300$ for the model C, the relation $\Gamma = 72.1 L_{52}^{0.49}$ is adopted in the model D. As shown in Fig. 3, this optimistic L_γ - f_{CR} relation provides a lower peak energy and a broader shape for the average UHECR spectrum especially for the model D. Unlike in the shock acceleration model, the spectral shape is not a simple power-law, but shows a curved feature.

IV. UHECRS AT THE EARTH

For the cosmic-ray propagation, we adopt the same method as in Asano and Mészáros [22]. We calculate the comoving density of UHECRs n_{CR} taking into account the cooling effects due to the adiabatic cosmological expansion, photomeson production, and Bethe-Heitler pair production with the extra galactic background light model in Kneiske *et al.* [77]. UHECRs are injected at a rate according to Wanderman and Piran [76], $R_{\text{GRB}}(z) \propto (1+z)^{2.1}$ for $z \leq 3.0$ and $\propto (1+z)^{-1.4}$

TABLE I. Model parameters.

Model	A	B	C	D
f_{CR}	10	10	U.M. ^a	U.M.
Γ	300	$72.1 L_{52}^{0.49}$	300	$72.1 L_{52}^{0.49}$
LLC ^b	30.0%	45.8%	92.3%	100%

^a Universal CR luminosity model expressed in Eq. (24)

^b The UHECR contribution from GRBs with $L \leq L_*$ at $10^{18.5}$ eV (Low Luminosity Contribution).

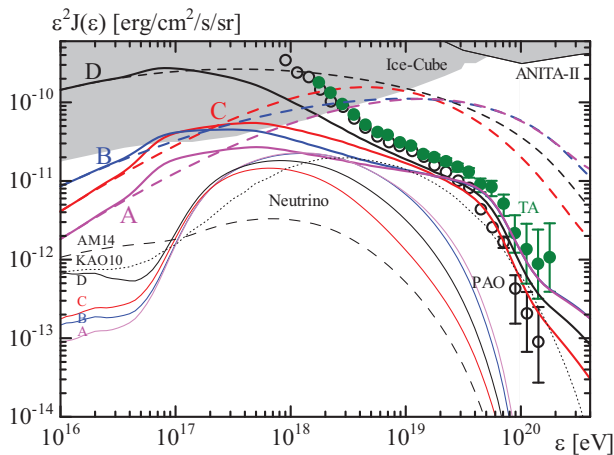


FIG. 4. The diffuse UHECR spectra for models A–D (thick solid lines). The thick dashed lines are spectra neglecting the effects of photomeson production and Bethe–Heitler pair production. The observed data for the UHECR intensities are taken from Schulz [78] for Pierre Auger observatory (open circles) and Abu-Zayyad *et al.* [79] for Telescope Array (green filled circles). The thin lines show the all-flavour cosmogenic neutrino intensities for the models A–D, which are below the upper limits (grey shaded area) by IceCube taken from Heinze *et al.* [80] based on Ishihara [81], and ANITA-II [82]. For comparison, we also plot the model spectra of the cosmogenic neutrinos by Kotera *et al.* [83] (thin dotted line, denoted as KAO10) and prompt plus cosmogenic neutrinos by Asano and Mészáros [22] (thin dashed line, denoted as AM14).

for $z > 3.0$ with the average spectrum obtained in the previous section. The local rate is taken as $R_{\text{GRB}}(0) = 1.3 \text{ Gpc}^{-3} \text{ yr}^{-1}$. Assuming the standard cosmology, the integral over redshift is performed with the differential transformation

$$\frac{dt}{dz} = -\frac{1}{(1+z)H_0\sqrt{\Omega(1+z)^3 + \Lambda}}, \quad (25)$$

where $\Omega = 0.3$, $\Lambda = 0.7$, and $H_0 = 70 \text{ km s}^{-1} \text{ Mpc}^{-1}$.

The resultant UHECR intensities $J_{\text{CR}} = nc_{\text{CR}}/(4\pi)$ for models A–D are presented in Fig. 4. While we have tested the two extreme models for f_{CR} , all the models seem to agree with the flux above $\sim 10^{19} \text{ eV}$. At the ankle point ($10^{18.5} \text{ eV}$), model D is the one which most closely agrees with the observations. Depending on the cut-off shape of the spectral component below the ankle point, all the other models are also within the permissible range. Therefore, if the typical cosmic-ray luminosity is $10^{53.5} \text{ erg s}^{-1}$ as assumed in all the models, the stochastic acceleration models can explain the UHECR observations above the ankle, unless $f_B \ll 1$ or $\zeta \ll 1$. The curved shape of the intrinsic UHECR spectra in our model does not induce a significant difficulty on the final diffuse UHECR spectrum.

The effect of the intergalactic magnetic field (IGMF) on cosmic-ray propagation is omitted in Fig. 4. The cosmic-ray flux below $\sim 10^{17} \text{ eV}$ should be suppressed because of the magnetic confinement near the sources

[84, 85]. However, the production rate of the secondary neutrinos during the CR propagation, namely the cosmogenic (GZK) neutrinos, may not be largely affected by IGMF. The intensity of the GZK neutrinos is well below the observational upper-limits. While the neutrino upper limit gradually bends the proton dip model [80], our model belongs to the so-called ankle transition model. Judging from the spectral shape of the IceCube upper limit, the energy of the first GZK neutrinos to be expected in future detections will be in the $10^{17.5}\text{--}10^{18} \text{ eV}$ range. In this energy range, all our models predict a similar intensity, because the intrinsic UHECR intensities (dashed lines in Fig. 4) at 10^{19} eV (the typical energy of the parent protons for such neutrinos) are also close to each other. As a representative model characteristic of previous studies, we also plot the GZK neutrino spectrum for the ankle transition model by Kotera *et al.* [83] (WW model), in which UHECRs are injected with a power-law spectrum of $p = 2.1$ and a cut-off energy of $10^{20.5} \text{ eV}$ following the star formation rate derived in Hopkins and Beacom [86]. The total neutrino spectrum (prompt plus cosmogenic) based on the shock acceleration in GRBs by Asano and Mészáros [22] (the injection spectrum is shown in Fig. 3), in which the UHECR intensity at the ankle energy is not reproduced, is also shown. Our models here show the hardest spectra at $10^{17.5} \text{ eV}$, compared to the previous models.

V. ACCELERATION SITE AND POSSIBLE NEUTRINO EMISSION

The radius R of the UHECR acceleration site was not specified in the previous section. The parameter relations adopted in this paper imply $E_\gamma = 2 \times 10^{52} \text{ erg}$ and $\Gamma = 127$ for $L_\gamma = L_*$, and the total jet energy E_{tot} is larger than $f_{\text{CR}}E_\gamma$. For $E_{\text{tot}} = 10^{53.5} \text{ erg}$, the jet starts to decelerate at the radius

$$\begin{aligned} R_{\text{dec}} &= \left(\frac{3E_{\text{tot}}}{4\pi n m_p c^2 \Gamma^2} \right)^{1/3} \\ &\simeq 1.46 \times 10^{17} n_0 \left(\frac{E_{\text{tot}}}{10^{53.5} \text{ erg}} \right)^{1/3} \left(\frac{\Gamma}{127} \right)^{-2/3} \text{ cm}, \end{aligned} \quad (26)$$

where the density of the interstellar medium is $n = n_0 \text{ cm}^{-3}$. The UHECR acceleration site may be around or inside this radius. If the prompt gamma-ray photons are emitted from an inner radius prior to the UHECR acceleration at the outer radius, the photons may already have escaped at the onset time of the UHECR acceleration. In this case, the cooling effect due to photopion production on the UHECR spectrum can be neglected, and neutrino emission is not expected.

However, when the duration of the prompt emission ΔT is longer than $R/(c\Gamma^2) \simeq 21R_{16}(\Gamma/127)^{-2} \text{ s}$, some fraction of the gamma-ray photons may still be

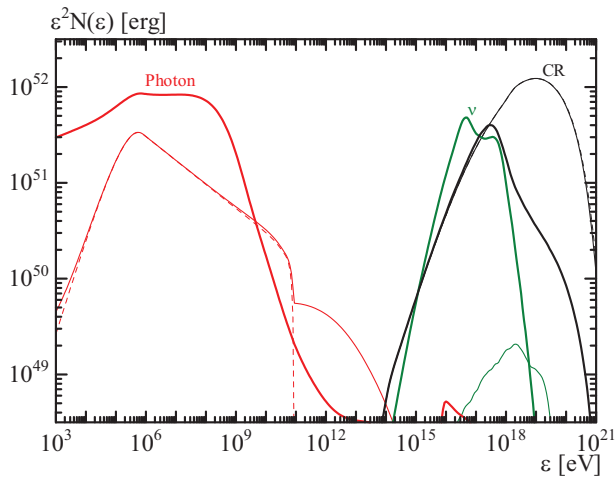


FIG. 5. The final photon (red), cosmic-ray (black), and neutrino (green) spectra from a GRB with $E_\gamma = 2 \times 10^{52}$ erg and $\Gamma = 127$. The assumed radii of the UHECR acceleration site are 10^{15} cm (thick line), 10^{16} cm (thin line), and 10^{17} cm (dashed line), respectively. The dashed lines for photon and cosmic-ray mostly overlap with the thin lines. The photon spectrum for 10^{17} cm is almost the input shape of the Band function. The dashed line for neutrino is far below the plot range of this figure.

in the acceleration region. This would lead to a delayed onset of the neutrino emission triggered by the $p\gamma$ -collisions, which may be a signature of the different radii of the UHECR acceleration and the prompt emission. If the acceleration site radius is larger than $c\Delta T\Gamma^2 \simeq 4.8 \times 10^{15}(\Gamma/127)^2(\Delta T/10 \text{ s})$ cm, the parameter f_B may be different from the value at the photon emission site. In this case, the volume expansion may reduce the value as $f_B \propto R^{-1}$. Although we consider the case $R > c\Delta T\Gamma^2$ while keeping $f_B = 1$ below, the modification of f_B affects only the maximum energy in eq. (7), as $\varepsilon_{\text{max}} \propto R^{-1/2}$. The neutrino production for such a large R is inefficient, irrespective of f_B , as discussed below.

Assuming the Band function for the prompt gamma-ray spectrum (generic peak energy of 570 keV, low- and high-energy photon indices of -1 and -2.25 , respectively) with an average photon density $E_\gamma/(4\pi R^3)$, which is the upper limit in this model (the escape fraction of the prompt photons before the onset of the UHECR acceleration is assumed to be zero), we simulate the hadronic cascade with the same method as that in Asano and Mészáros [22]. The parameter f_{CR} is given by eq. (24) with $L_\gamma = L_*$. As shown in Fig. 5, for $R = 10^{17}$ cm and 10^{16} cm, the cooling effect on UHECRs is negligible. For $R = 10^{15}$ cm, UHECRs lose their energies via photopion production, and secondary gamma-rays overwhelm the primary gamma-rays. Therefore, the UHECR acceleration at $R \lesssim 10^{15}$ cm in the maximum prompt photon field has to be rejected for this parameter set. An alternative option to suppress the neutrino flux at

radii $R = 10^{15}$ cm is to adopt a higher $\Gamma \gtrsim 1000$ as an average value. For allowed radii such as $R = 10^{16}$ cm or larger in the case of $\Gamma = 127$, the neutrino fluence becomes much lower than the photon fluence, so that we do not expect neutrino detection by IceCube. Also, from the usual branching ratio between charged and neutral pion production, the corresponding high energy γ -rays produced will be at a comparable level to that of neutrinos. As discussed by various authors (e.g. [87–89]), sources which could reproduce the flux of the extragalactic diffuse PeV neutrinos detected with IceCube [90] are at risk of violating the diffuse 1–800 GeV γ -ray background seen by *Fermi*. Thus, since in our case the neutrino flux is well below the IceCube limits, also the related diffuse GeV γ -ray background is expected to be well below the *Fermi* limits.

Although neutrino emission from the UHECR production site is not expected to be significant, as discussed above, if the prompt γ -ray emission arises from a dissipative photosphere, this may also result in neutrino emission [e.g. 91, 92]. The neutrino upper-limits in the PeV energy range [93] already exclude $f_{\text{CR}} \gtrsim 10$ at the photosphere, which may imply, as we have assumed here, that UHECR acceleration is suppressed at such small radii. Neutrinos of 10–100 GeV may also be produced below the photosphere as a result of p - n or p - p collisions [e.g. 34, 93–95]. Such low-energy neutrino emission, however, is not observationally constrained yet.

Electrons can also be accelerated by the same stochastic process caused by turbulence. However, the electron acceleration timescale $\sim 0.3\xi_{0.1}R/(c\Gamma)$ in this model is so long that the synchrotron cooling effect prevents the electron acceleration (the cooling timescale $6\pi m_e c/(\sigma_T B^2 \gamma)$ results in a maximum Lorentz factor $7.5f_B^{-1}\xi_{0.1}^{-1}R_{17}(L_*/L_\gamma)(\Gamma/127)^3$). The photon field emitted by electrons can therefore be neglected as target photons for $p\gamma$ -collisions.

If the turbulence responsible for the UHECR acceleration arises in shocks like the forward/reverse shock with the Rayleigh–Taylor instability [35] or in internal shocks with the Richtmyer–Meshkov instability [60], a first-order Fermi acceleration may also act upon the electrons. However, the Rayleigh–Taylor fingers arising from the instability can disrupt the smooth laminar shock structure needed for the first-order Fermi acceleration, and similar effects may also be associated with the Richtmyer–Meshkov instability. The photon emission from the forward shock afterglow does not provide a large cooling effect on UHECRs [96]. Also, the X-ray flares [see e.g. 97] in the early afterglow phase may be a signature of late internal shocks [98], which may drive turbulence. Unless $R \lesssim 10^{15}$ cm (corresponding to a few seconds for the flare duration), the photopion production due to X-ray flares is not efficient enough to cool the UHECRs [99]. Therefore, the results shown in Fig. 5 are unlikely to be significantly altered by the photons from the shock-accelerated electrons.

VI. CONCLUSION

We propose a possible model of the UHECR production by the stochastic proton acceleration via turbulence in the GRB jets. The UHECR spectrum at injection is harder than in previous models, and shows a curved feature, which does not conflict with the observed UHECR spectral shape, its presence being felt mainly above the ankle. The required typical cosmic ray luminosity is $\sim 10^{53.5}$ erg s $^{-1}$, which is moderate compared to previous GRB UHECR models. An overly luminous secondary gamma-ray/neutrino emission initiated by photopion production is avoided, because the acceleration site is expected to be well outside the photon emission radius. A predicted hard spectrum of GZK neutrinos in the 10^{17} – 10^{18} eV range can be a clue to constraining the parent UHECR spectrum.

The UHECR spectrum at injection is very sensitive

to the model parameters, which are uncertain and may have a substantial dispersion. Especially the L_γ - f_{CR} or L_γ - Γ relations are not well defined. Depending on those parameters, the dominant UHECR contribution may come from the relatively low-luminosity GRBs ($L_\gamma < 10^{52.5}$ erg s $^{-1}$) or vice versa. Although we cannot, so far, predict a quantitatively precise UHECR spectrum, the possibility of a hard spectrum such as discussed in this paper appears to be an attractive idea for overcoming the difficulties in the GRB-UHECR hypothesis.

ACKNOWLEDGMENTS

First, we thank the anonymous referee for very useful advice and careful inspection. We wish to acknowledge T. Terasawa and Y. Teraki for valuable discussion. This work is partially supported by the Grant-in-Aid for Scientific Research No. 16K05291 from the MEXT of Japan (KA) and by NASA NNX13AH50G (PM).

-
- [1] J. P. Rachen and P. L. Biermann, *Astron. Astrophys.* **272**, 161 (1993).
 - [2] H. Takami and K. Sato, *Astropart. Phys.* **30**, 306 (2009).
 - [3] H. Takami, S. Inoue, and T. Yamamoto, *Astropart. Phys.* **35**, 767 (2012).
 - [4] C. A. Norman, D. B. Melrose, and A. Achterberg, *Astrophys. J.* **454**, 60 (1995).
 - [5] H. Kang, D. Ryu, and T. W. Jones, *Astrophys. J.* **456**, 422 (1996).
 - [6] S. Inoue, F. A. Aharonian, and N. Sugiyama, *Astrophys. J.* **628**, L9 (2005).
 - [7] R. U. Abbasi *et al.*, *Astrophys. J.* **790**, L21 (2014).
 - [8] M. Vietri, *Astrophys. J.* **453**, 883 (1995).
 - [9] E. Waxman, *Phys. Rev. Lett.* **75**, 386 (1995).
 - [10] T. Piran, *Rev. Mod. Phys.* **76**, 1143 (2004).
 - [11] P. Mészáros, *Rep. Prog. Phys.* **69**, 2259 (2006).
 - [12] A narrow (wide) average jet opening angle leads to a high (low) actual GRB rate but low (high) energy release per burst. Thus, roughly speaking, the actual energy release rate from GRBs is independent of the jet opening angle. Hereafter, we adopt the observed GRB rate with the isotropically-equivalent energy release.
 - [13] K. Murase, K. Ioka, S. Nagataki, and T. Nakamura, *Phys. Rev. D* **78**, 023005 (2008).
 - [14] P. Baerwald, M. Bustamante, and W. Winter, *Astropart. Phys.* **62**, 66 (2015).
 - [15] D. Guetta, D. Hooper, J. Álvarez-Muñiz, F. Halzen, and E. Reuveni, *Astropart. Phys.* **20**, 429 (2004).
 - [16] M. Bustamante, P. Baerwald, K. Murase, and W. Winter, *Nature Comm.* **6**, 6783 (2015).
 - [17] M. Bustamante, K. Murase, and W. Winter, *ArXiv* **1606.02325** (2016).
 - [18] R. Abbasi, Y. Abdou, T. Abu-Zayyad, *et al.*, *Nature* **484**, 351 (2012).
 - [19] S. Gao, K. Kashiyama, and P. Mészáros, *Astrophys. J.* **772**, L4 (2013).
 - [20] M. G. Aartsen *et al.*, *Astrophys. J.* **805**, L5 (2015).
 - [21] H.-N. He, R.-Y. Liu, X.-Y. Wang, S. Nagataki, K. Murase, and Z.-G. Dai, *Astrophys. J.* **752**, 29 (2012).
 - [22] K. Asano and P. Mészáros, *Astrophys. J.* **785**, 54 (2014).
 - [23] K. Asano, S. Inoue, and P. Mészáros, *Astrophys. J.* **699**, 953 (2009).
 - [24] M. Petropoulou, *Mon. Not. R. Astron. Soc.* **442**, 3026 (2014).
 - [25] M. Petropoulou, D. Giannios, and S. Dimitrakoudis, *Mon. Not. R. Astron. Soc.* **445**, 570 (2014).
 - [26] S. Guiriec, C. Kouveliotou, and F. Daigne, *Astrophys. J.* **807**, 148 (2015).
 - [27] S. Guiriec, C. Kouveliotou, D. H. Hartmann, J. Grano, K. Asano, P. Mészáro, R. Gill, N. Gehrels, and J. McEnery, *ArXiv* **1606.07193** (2016).
 - [28] P. Mészáros and M. Rees, *Astrophys. J.* **530**, 292 (2000).
 - [29] D. Giannios, *Astron. Astrophys.* **457**, 763 (2006).
 - [30] A. Pe’er, P. Mészáros, and M. J. Rees, *Astrophys. J.* **642**, 995 (2006).
 - [31] K. Ioka, K. Murase, K. Toma, S. Nagataki, and T. Nakamura, *Astrophys. J.* **670**, L77 (2007).
 - [32] D. Lazzati and M. C. Begelman, *Astrophys. J.* **725**, 1137 (2010).
 - [33] A. M. Beloborodov, *Mon. Not. R. Astron. Soc.* **407**, 1033 (2010).
 - [34] K. Asano and P. Mészáros, *J. Cos. Astropart. Phys.* **09**, 008 (2013).
 - [35] P. C. Duffell and A. I. MacFadyen, *Astrophys. J.* **775**, 87 (2013).
 - [36] R. Schlickeiser, *Astron. Astrophys.* **136**, 227 (1984).
 - [37] B. Park and V. Petrosian, *Astrophys. J.* **446**, 699 (1995).
 - [38] P. A. Becker, T. Le, and C. D. Dermer, *Astrophys. J.* **647**, 539 (2006).
 - [39] L. Stawarz and V. Petrosian, *Astrophys. J.* **681**, 1725 (2008).
 - [40] M. Böttcher, M. Pohl, and R. Schlickeiser, *Astropart. Phys.* **10**, 47 (1999).
 - [41] R. Schlickeiser and C. D. Dermer, *Astron. Astrophys.* **360**, 789 (2000).

- [42] K. Katarzyński, G. Ghisellini, A. Mastichiadis, F. Tavecchio, and L. Maraschi, *Astron. Astrophys.* **453**, 47 (2006).
- [43] J. Kakuwa, K. Toma, K. Asano, M. Kusunose, and F. Takahara, *Mon. Not. R. Astron. Soc.* **449**, 551 (2015).
- [44] A. M. Bykov and P. Mészáros, *Astrophys. J.* **461**, L37 (1996).
- [45] C. D. Dermer and M. Humi, *Astrophys. J.* **556**, 479 (2001).
- [46] K. Asano and T. Terasawa, *Astrophys. J.* **705**, 1714 (2009).
- [47] K. Murase, K. Asano, T. Terasawa, and P. Mészáros, *Astrophys. J.* **746**, 164 (2012).
- [48] K. Asano and T. Terasawa, *Mon. Not. R. Astron. Soc.* **454**, 2242 (2015).
- [49] K. Asano, F. Takahara, M. Kusunose, K. Toma, and J. Kakuwa, *Astrophys. J.* **780**, 64 (2014).
- [50] K. Asano and M. Hayashida, *Astrophys. J.* **808**, L18 (2015).
- [51] W. Zhang, S. E. Woosley, and A. I. MacFadyen, *Astrophys. J.* **586**, 356 (2003).
- [52] A. Mizuta and M. A. Aloy, *Astrophys. J.* **699**, 1261 (2009).
- [53] P. Mészáros and M. J. Rees, *Astrophys. J.* **556**, L37 (2001).
- [54] E. Ramirez-Ruiz, A. Celotti, and M. J. Rees, *Mon. Not. R. Astron. Soc.* **337**, 1349 (2002).
- [55] J. Matsumoto and Y. Masada, *Astrophys. J.* **772**, L1 (2013).
- [56] B.-I. Jun, M. L. Norman, and J. M. Stone, *Astrophys. J.* **453**, 332 (1995).
- [57] B.-I. Jun and M. L. Norman, *Astrophys. J.* **472**, 245 (1996).
- [58] J. M. Stone and T. Gardiner, *Astrophys. J.* **671**, 1726 (2007).
- [59] D. Rannacher and A. Engel, *Phys. Rev. E* **75**, 016311 (2007).
- [60] T. Inoue, K. Asano, and K. Ioka, *Astrophys. J.* **734**, 77 (2011).
- [61] J. Skilling, *Mon. Not. R. Astron. Soc.* **172**, 557 (1975).
- [62] V. S. Ptuskin, *Sov. Astron. Lett.* **14**, 255 (1988).
- [63] J. Cho and A. Lazarian, *Astrophys. J.* **638**, 811 (2006).
- [64] A. Lazarian and E. T. Vishniac, *Astrophys. J.* **517**, 700 (1999).
- [65] M. Hoshino, *Phys. Rev. Lett.* **108**, 135003 (2012).
- [66] D. Kagan, M. Milosavljević, and A. Spitkovsky, *Astrophys. J.* **774**, 41 (2013).
- [67] F. Guo, H. Li, W. Daughton, and Y.-H. Liu, *Phys. Rev. Lett.* **113**, 155005 (2014).
- [68] F. Guo, Y.-H. Liu, W. Daughton, and H. Li, *Astrophys. J.* **806**, 167 (2015).
- [69] J. W. Lynn, E. Quataert, B. D. G. Chandran, and I. J. Parrish, *Astrophys. J.* **791**, 71 (2014).
- [70] G. Kowal and A. Lazarian, *Astrophys. J.* **720**, 742 (2010).
- [71] R. Blandford and D. Eichler, *Phys. Rep.* **154**, 1 (1987).
- [72] D. B. Melrose, *Astrophys. Space Sci.* **2**, 171 (1968).
- [73] O. Porth, M. J. Vorster, M. Lyutikov, and N. E. Engelbrecht, arXiv **1604.03352** (2016), arXiv:1604.03352.
- [74] V. Petrosian and S. Liu, *Astrophys. J.* **610**, 550 (2004).
- [75] G. Ghirlanda, L. Nava, G. Ghisellini, A. Celotti, D. Burlon, S. Covino, and A. Melandri, *Mon. Not. R. Astron. Soc.* **420**, 483 (2012).
- [76] D. Wanderman and T. Piran, *Mon. Not. R. Astron. Soc.* **406**, 1944 (2010).
- [77] T. M. Kneiske, T. Bretz, K. Mannheim, and D. H. Hartmann, *Astron. Astrophys.* **413**, 807 (2004).
- [78] A. Schulz, Proc. 33rd International Cosmic Ray Conference, 0769 (2013), arXiv:1307.5059.
- [79] T. Abu-Zayyad *et al.*, *Astrophys. J.* **768**, L1 (2013).
- [80] J. Heinze, D. Bonciolo, M. Bustamante, and W. Winter, (2015), arXiv:1512.05988.
- [81] A. Ishihara, (2015), talk at the TeVPA Conference.
- [82] P. Gorham, P. Allison, B. M. Baughman, *et al.*, *Phys. Rev. D* **85**, 049901(E) (2012).
- [83] K. Kotera, D. Allard, and A. V. Olinto, *J. Cos. Astropart. Phys.* **10**, 013 (2010).
- [84] V. Berezhinsky and A. Z. Gazizov, *Astrophys. J.* **669**, 684 (2007).
- [85] S. Mollerach and E. Roulet, *J. Cos. Astropart. Phys.* **10**, 013 (2013).
- [86] A. M. Hopkins and J. F. Beacom, *Astrophys. J.* **651**, 142 (2006).
- [87] K. Bechtol, M. Ahlers, M. Di Mauro, M. Ajello, and J. Vandenbroucke, ArXiv **1511.00688** (2015).
- [88] I. Tamborra, S. Ando, and K. Murase, *JCAP* **9**, 043 (2014).
- [89] K. Murase, M. Ahlers, and B. C. Lacki, *Phys. Rev. D* **88**, 121301 (2013).
- [90] M. G. Aartsen *et al.*, *Astrophys. J.* **809**, 98 (2015).
- [91] S. Gao, K. Asano, and P. Mészáros, *J. Cos. Astropart. Phys.* **11**, 058 (2012).
- [92] B. Zhang and P. Kumar, *Phys. Rev. Lett.* **110**, 121101 (2013).
- [93] K. Murase, K. Kashiyama, and P. Mészáros, *Phys. Rev. Lett.* **111**, 131102 (2013).
- [94] J. N. Bahcall and P. Mészáros, *Phys. Rev. Lett.* **85**, 1362 (2000).
- [95] I. Bartos, A. M. Beloborodov, K. Hurley, and S. Márka, *Phys. Rev. Lett.* **110**, 241101 (2013).
- [96] K. Murase, *Phys. Rev. D* **76**, 123001 (2007).
- [97] G. Chincarini, J. Mao, R. Margutti, *et al.*, *Mon. Not. R. Astron. Soc.* **406**, 2113 (2010).
- [98] Y. Z. Fan and D. M. Wei, *Mon. Not. R. Astron. Soc.* **364**, L42 (2005).
- [99] K. Murase and S. Nagataki, *Phys. Rev. Lett.* **97**, 051101 (2006).