

Double-detector for Sparse Signal Detection from One Bit Compressed Sensing Measurements

Hadi Zayyani, Farzan Haddadi, *Member, IEEE*, and Mehdi Korke, *Student Member, IEEE*

Abstract—This letter presents the sparse vector signal detection from one bit compressed sensing measurements, in contrast to the previous works which deal with scalar signal detection. In this letter, available results are extended to the vector case and the GLRT detector and the optimal quantizer design are obtained. Also, a double-detector scheme is introduced in which a sensor level threshold detector is integrated into network level GLRT to improve the performance. The detection criteria of oracle and clairvoyant detectors are also derived. Simulation results show that with careful design of the threshold detector, the overall detection performance of double-detector scheme would be better than the sign-GLRT proposed in [1] and close to oracle and clairvoyant detectors. Also, the proposed detector is applied to spectrum sensing and the results are near the well known energy detector which uses the real valued data while the proposed detector only uses the sign of the data.

Index Terms—Compressed sensing, One bit measurements, GLRT detector, signal detection.

I. INTRODUCTION

WE study the problem of decentralized detection in a wireless sensor network (WSN). In WSNs, a set of nodes is required to decide between two hypotheses based on a reduced form of measurements sent to the fusion center (FC) for a final decision. Decentralized detection has experienced a flourishing interest among signal processing research community [1]-[9]. In this case, a local likelihood ratio test (LRT) can be conducted in each sensor and the local decision is sent to a FC to reach a global decision [1].

In this letter, we study the problem of detecting the presence of an unknown signal from linear measurements. A common practice in decentralized detection is to send the sensor's original observations to the FC. Then, a Generalized Likelihood Ratio Test (GLRT) is used to make a final decision. However, communication between nodes and FC are very bandwidth and energy demanding. Therefore, to save the resources of the sensor network, each sensor quantizes its measurements into one bit of information. Then, a GLRT detector based on one bit information is conducted at FC to obtain the final decision. Multisensor GLRT fusion based on one-bit quantized data is also studied in [1], [8]. In [9], a simple and non optimal fusion rule is suggested to detect an unknown signal with quantized data. In [1], a GLRT detector is proposed to detect a scalar signal from one bit measurements while a one-bit quantizer design is also provided. A Rao test as an asymptotic surrogate for the GLRT is proposed for multisensor fusion in [8].

In this letter, we consider the problem of detecting a sparse signal vector from one bit information of linear measurements. This problem is particularly related to one bit compressed sensing (CS) as an extreme case of quantized CS [10]-[16]. Classical CS [17], [18] neglects the quantization process assuming that the measurements are real values. However, in practice the measurements should be quantized to some discrete levels. This is known as quantized CS [10]. In the extreme case of one bit CS, there are only two discrete levels. Application of one bit CS in WSNs is investigated in [15].

H. Zayyani is with the Department of Electrical and Computer Engineering, Qom University of Technology, Qom, Iran (e-mail: zayyani@qut.ac.ir).

F. Haddadi is with the Department of Electrical Engineering, Iran University of Science and Technology, Tehran, Iran (e-mail: fhaddadi@iust.ac.ir).

M. Korke is with School of Software and Electrical Engineering, Swinburne University of Technology, Hawthorn, 3122 Australia (e-mail: mko-rki@swin.edu.au).

In this letter, detection of a sparse vector signal is addressed rather than the scalar case studied in [1]. This model, without the sign measurements, is also used in the context of distributed detection and estimation [19], [20]. The proposed sparse vector model extends the applicability of the conventional scalar model. For instance, this new model can be applied to spectrum sensing as shown in Section VI. We generalize and simplify the GLRT detector of [1], based on the new model and present the Cramer-Rao bound for this generalized GLRT detector. We refer to the proposed sparse vector model as sign-GLRT, whose scalar model proposed in [1]. The quantizer design is provided and the optimum quantizer thresholds are shown to be zero. In this generalized problem, one could use the solution of efficient one bit CS algorithms such as Binary Iterative Hard Thresholding (BIHT) [14], instead of Maximum Likelihood (ML) parameter estimates in GLRT detector. This is because, here, we deal with sparse vector and ML estimate does not consider sparsity constraints while sparsity-driven algorithms, e.g. BIHT do, and thus the parameter estimation performance will be more accurate. Moreover, a double-detector algorithm is suggested which uses an internal threshold detector for the data of each sensor. Then, a final GLRT detector combines the decisions of the sensors. Clairvoyant and oracle detectors are provided with which the performance of double-detector and sign-GLRT detectors are compared. Simulation results show that with carefully designing the internal threshold detectors, the double-detector outperforms the sign-GLRT detector. Moreover, application of the proposed detectors in spectrum sensing, shows close results to the full-data energy detector while it needs very simple structure for WSN.

II. THE PROBLEM FORMULATION

Consider a sparse vector signal $\theta = [\theta_1, \theta_2, \dots, \theta_M]^T$ which only a small fraction of its elements are nonzero. Also, consider a set of N sensors in the WSN. Each sensor observes a linear measurement of the sparse vector. The problem is a binary hypothesis testing to detect the possible presence of the unknown sparse signal θ . The binary hypothesis test is to decide between the following two hypotheses:

$$\begin{aligned} H_0 : & \quad x_n = \omega_n, \\ H_1 : & \quad x_n = \mathbf{h}_n^T \theta + \omega_n, \quad n = 1, 2, \dots, N, \end{aligned}$$

where x_n is the n 'th sensor's measurement, $\mathbf{h}_n \in \mathbb{R}^{M \times 1}$ is the known measurement vector at sensor n and ω_n denotes the additive white Gaussian noise with zero mean and variance σ_n^2 at sensor n . The noise is assumed to be independent across sensors. To meet the stringent power and bandwidth constraints in WSN, each real-valued sensor measurement x_n is quantized into one bit of information. With quantization thresholds τ_n , the binary data b_n is given by

$$b_n = \text{sgn}(x_n - \tau_n), \quad (1)$$

where $\text{sgn}(x) = 1$ if $x > 0$, otherwise $\text{sgn}(x) = 0$. Then, the binary data is transmitted to the FC with an ideal binary channel. Therefore, upon receiving the binary data $\{b_n\}_{n=1}^N$, the FC decides between the presence or absence of the sparse vector θ . Through steps similar to [1], we aim to determine the optimal quantization thresholds and to develop a detector for the sparse signal vector.

III. GLRT DETECTOR AND OPTIMAL QUANTIZER DESIGN

Suppose that the quantization thresholds are known for each sensor. Then, a GLRT [21] can be used to detect the presence of the sparse vector $\boldsymbol{\theta}$. The GLRT detection criterion is

$$T_Q(\mathbf{b}) \triangleq \frac{P(\mathbf{b}|\hat{\boldsymbol{\theta}}, H_1)}{P(\mathbf{b}|H_0)} \underset{H_0}{\overset{H_1}{\gtrless}} \eta, \quad (2)$$

where $\mathbf{b} = [b_1, b_2, \dots, b_N]^T$ is the one bit measurement vector, $\hat{\boldsymbol{\theta}}$ is the ML Estimator (MLE) of $\boldsymbol{\theta}$, the subscript 'Q' stands for one bit quantization scheme, $P(\mathbf{b}|\hat{\boldsymbol{\theta}}, H_1)$ and $P(\mathbf{b}|H_0)$ denote the conditional probability distribution function under hypotheses H_1 and H_0 , respectively, and η is a threshold determined by the false alarm probability. The MLE of $\boldsymbol{\theta}$ is computed by maximizing the log-likelihood ratio function which is $\hat{\boldsymbol{\theta}} = \arg \max_{\boldsymbol{\theta}} L(\boldsymbol{\theta})$, where the log-likelihood function can be written as [1]:

$$L(\boldsymbol{\theta}) \triangleq \log P(\mathbf{b}; \boldsymbol{\theta}) = \sum_{n=1}^N \{b_n \log[F_{\omega_n}(\tau_n - \mathbf{h}_n^T \boldsymbol{\theta})] + (1 - b_n) \log[1 - F_{\omega_n}(\tau_n - \mathbf{h}_n^T \boldsymbol{\theta})]\} \quad (3)$$

and $\{b_n\}$ are independent with probability mass function (PMF) of:

$$P(b_n; \boldsymbol{\theta}) = [F_{\omega_n}(\tau_n - \mathbf{h}_n^T \boldsymbol{\theta})]^{b_n} [1 - F_{\omega_n}(\tau_n - \mathbf{h}_n^T \boldsymbol{\theta})]^{1-b_n}, \quad (4)$$

where F_{ω_n} denotes the Complementary Cumulative Density Function (CCDF) of ω_n . The MLE of $\boldsymbol{\theta}$ does not have a closed form even in the scalar case discussed in [1]. Yet, an optimization-based approach to find $\hat{\boldsymbol{\theta}}_{ML}$ is feasible in case the log likelihood function is concave. Since ω_n follows a Gaussian distribution F_{ω_n} is log-concave and thus the log-likelihood function in (3) is concave [1], [10]. However, the MLE of $\boldsymbol{\theta}$ does not consider the sparsity constraint. Hence, using a sparsity-driven approach to estimate $\boldsymbol{\theta}$ leads to more accurate result. In this letter, $\boldsymbol{\theta}$ is assumed to be sparse, and thus we can estimate it, more accurately than MLE, by one bit compressed sensing algorithms. One of the simplest, yet efficient algorithms is BIHT [14]. We use the result of the BIHT algorithm instead of the MLE in the GLRT detector.

To design the optimal quantizer and find the optimal value of τ_n , we analyze the asymptotic performance of the GLRT detector. The modified test statistic $2\ln T_Q(\mathbf{b})$ exhibits the following distribution

$$2\ln T_Q(\mathbf{b}) \sim \begin{cases} \chi_v^2 & \text{under } H_0 \\ \chi_v'^2(\lambda_Q) & \text{under } H_1 \end{cases}, \quad (5)$$

where χ_v^2 represents a central chi-squared distribution with v degrees of freedom, and $\chi_v'^2(\lambda)$ denotes the non-central chi-squared distribution with v degrees of freedom and noncentrality parameter λ . The noncentrality parameter λ_Q is computed as [21] $\lambda_Q = (\boldsymbol{\theta}_1 - \boldsymbol{\theta}_0)^T \mathbf{I}(\boldsymbol{\theta}_0) (\boldsymbol{\theta}_1 - \boldsymbol{\theta}_0)$, where $\boldsymbol{\theta}_0 = \mathbf{0}$ and $\boldsymbol{\theta}_1 = \boldsymbol{\theta}$ are the values of $\boldsymbol{\theta}$ under hypotheses H_0 and H_1 , respectively, and $\mathbf{I}(\boldsymbol{\theta})$ is the Fisher Information Matrix (FIM) given by [1] $\mathbf{I}(\boldsymbol{\theta}) = \sum_{n=1}^N \frac{p_{\omega_n}^2(\tau_n - \mathbf{h}_n^T \boldsymbol{\theta})}{F_{\omega_n}(\tau_n - \mathbf{h}_n^T \boldsymbol{\theta})(1 - F_{\omega_n}(\tau_n - \mathbf{h}_n^T \boldsymbol{\theta}))} \mathbf{h}_n \mathbf{h}_n^T$, where p_{ω_n} is the probability density function (pdf) of ω_n . Therefore, the noncentrality parameter λ_Q can be computed as

$$\lambda_Q = \sum_{n=1}^N \frac{p_{\omega_n}^2(\tau_n)}{F_{\omega_n}(\tau_n)(1 - F_{\omega_n}(\tau_n))} \boldsymbol{\theta}^T \mathbf{h}_n \mathbf{h}_n^T \boldsymbol{\theta}, \quad (6)$$

where $\boldsymbol{\theta}^T \mathbf{h}_n \mathbf{h}_n^T \boldsymbol{\theta} \geq 0$. The noncentrality parameter is a function of thresholds τ_n . Following [1] and [21], a larger noncentrality parameter results in better detection performance.

Hence, the optimal thresholds are those that maximize $g(\tau_n) \triangleq \frac{p_{\omega_n}^2(\tau_n)}{F_{\omega_n}(\tau_n)(1 - F_{\omega_n}(\tau_n))}$. Since ω_n is a Gaussian random variable, the function $g(\tau_n)$ is a unimodal, positive and symmetric function attaining its maximum when $\tau_n = 0$ [1]. Substituting the optimal thresholds $\tau_n^* = 0$ back into (6), the largest noncentrality parameter is $\lambda_Q = \frac{2}{\pi} \sum_{n=1}^N \frac{(\mathbf{h}_n^T \boldsymbol{\theta})^2}{\sigma_n^2}$. Also, with the optimal thresholds, the Fisher information matrix is given by $\mathbf{I}(\boldsymbol{\theta}) = \sum_{n=1}^N \frac{p_{\omega_n}^2(-\mathbf{h}_n^T \boldsymbol{\theta})}{F_{\omega_n}(-\mathbf{h}_n^T \boldsymbol{\theta})(1 - F_{\omega_n}(-\mathbf{h}_n^T \boldsymbol{\theta}))} \mathbf{h}_n \mathbf{h}_n^T$. Now, the Cramer-Rao lower bound [22] is $\text{var}(\hat{\theta}_i) \geq [\mathbf{I}^{-1}(\boldsymbol{\theta})]_{ii}$. Substitute (4) into (2) and note that $P(\mathbf{b}|H_0) = (\frac{1}{2})^N$, we have

$$\text{GLRT} : \sum_{n=1}^N b_n \alpha_n \underset{H_0}{\overset{H_1}{\gtrless}} \eta', \quad (7)$$

where $\eta' = \ln[(\frac{1}{2})^N \eta] - \sum_{n=1}^N \ln(1 - \beta_n)$, and $\alpha_n = \ln(\frac{\beta_n}{1 - \beta_n})$ where $\beta_n \triangleq F_{\omega_n}(-\mathbf{h}_n^T \hat{\boldsymbol{\theta}}_{ML})$. In this letter, we use the result of the BIHT algorithm $\hat{\boldsymbol{\theta}} = \hat{\boldsymbol{\theta}}_{\text{BIHT}}$ instead of MLE. The GLRT detector is a weighted sum of the binary data. Since F_{ω_n} is a non-decreasing function, nodes with larger $\mathbf{h}_n^T \hat{\boldsymbol{\theta}}$ will have more influence in the overall decision making function.

To illustrate the importance of these optimal weightings, we suggest a simple uniform GLRT detector which uses $\alpha_n = 1$ for all binary data of each sensor irrespective to its measurement vector \mathbf{h}_n .

The main difference between our approach and that of presented in [1] is that we consider the detection of unknown sparse vector $\boldsymbol{\theta}$, while the authors in [1] only consider the detection of an unknown scalar deterministic signal θ . Considering the sparse vector detection extends the applicability of the model. For instance, our proposed method can be applied to the spectrum sensing application (see Section VI). Also, the simplified model of the final decision for GLRT detector has not been presented in [1], while here we have presented a simple equation for GLRT final decision in (12). This in turn facilitates the implementation procedure of GLRT detector. Finally, as we deal with the sparse vector $\boldsymbol{\theta}$, we have replaced the MLE estimate of $\boldsymbol{\theta}$ with the sparsity-driven (i.e. BIHT algorithm) estimate of $\boldsymbol{\theta}$. This is because the MLE estimate does not take into account the sparsity constraint, while BIHT does and thus it leads to more accurate results.

IV. DOUBLE-DETECTOR

In this section, a threshold detection is done in each sensor based on $\hat{\boldsymbol{\theta}}$ and the binary result is sent to the FC. Then, in the fusion center, a GLRT detector is applied to the binary data received, hence the name double-detector. The hypotheses and the binary result of internal detector are given by

$$\begin{aligned} H_0 : & x_n = \omega_n, \\ H_1 : & x_n = A_n + \omega_n, \quad n = 1, 2, \dots, N, \end{aligned}$$

$$c_n = \begin{cases} 1 & x_n \geq \tau_n \\ 0 & x_n < \tau_n \end{cases}, \quad (8)$$

where $A_n = \mathbf{h}_n^T \hat{\boldsymbol{\theta}} \approx \mathbf{h}_n^T \hat{\boldsymbol{\theta}}$, $\hat{\boldsymbol{\theta}}$ is the estimate of $\boldsymbol{\theta}$ from BIHT ($\hat{\boldsymbol{\theta}} \approx \boldsymbol{\theta}$) and the threshold $\tau_n = F_{\omega_n}^{-1}(P_{fa})$ where P_{fa} is the false alarm probability of the internal threshold detector. Set all the internal threshold detectors to have the same false alarm probability P_{fa} . Then, the probability of detection of the detectors will vary $P_{dn} = F_{\omega_n}(\tau_n - A_n)$. At the fusion center, the binary results c_n are received and then a final GLRT detector is used for detection of H_1 :

$$\frac{P(\mathbf{c}|\hat{\boldsymbol{\theta}}, H_1)}{P(\mathbf{c}|H_0)} \underset{H_0}{\overset{H_1}{\gtrless}} \gamma, \quad (9)$$

where $\mathbf{c} = [c_1, c_2, \dots, c_N]^T$, and γ is a threshold determined by the final false alarm probability. As the estimate of θ from BIHT is accurate, we have $\hat{\theta} \approx \theta$. Therefore, we have $P(\mathbf{c}|\hat{\theta}, H_1) \approx P(\mathbf{c}|\theta, H_1) = \prod_{n=1}^N p_{dn}^{c_n} (1 - p_{dn})^{1-c_n}$ and $P(\mathbf{c}|H_0) = \prod_{n=1}^N p_{fa}^{c_n} (1 - p_{fa})^{1-c_n}$. After straightforward calculations, the final GLRT decision is:

$$\sum_{n=1}^N c_n \rho_n \underset{H_0}{\overset{H_1}{\gtrless}} \gamma', \quad (10)$$

where $\gamma' \triangleq \ln\left(\frac{\gamma(1-P_{fa})^N}{\prod_{n=1}^N (1-p_{dn})}\right)$ is a threshold that controls the final false alarm probability, and $\rho_n \triangleq \ln\left(\frac{p_{dn}}{1-p_{dn}} \frac{1-p_{fa}}{p_{fa}}\right)$ is a weighting coefficient. We see that the larger the probability of detection of internal detector, the higher weight is devoted to that detector in the final GLRT detector.

Figure 1 shows the block diagram of the two proposed detectors in this letter. Figure 1(a) represents the block diagram of the proposed sign-GLRT in Section III, where it utilizes the sign of the measurements at local sensors to quantize the data into binary data $\{b_n\}_{n=1}^N$. Then, through an ideal binary channel, the binary data is transmitted to FC. Upon receiving the binary data $\{b_n\}_{n=1}^N$, by using the BIHT estimate of the sparse vector θ and calculating the relevant coefficients (i.e. $\{\alpha_n\}_{n=1}^N$), FC uses the GLRT detector to make final decision between the absence or the presence of sparse vector θ . Unlike the sign-GLRT detector, the proposed double-detector, presented in Fig. 1(b), performs an internal threshold detection at each local sensor (based on $\hat{\theta}$). The binary result is then sent to FC, where a final GLRT detector is used for final decision. Hence, unlike sign-GLRT, the ML or BIHT estimate of θ is not required at FC for final decision. Although the complexity of estimation slightly increases in the local sensors, it outperforms the sign-GLRT detector presented in Section III (see Section VI).

V. CLAIRVOYANT AND ORACLE DETECTORS

It is useful to compare the performance of the sign-GLRT (GLRT applied on the sign of the data) detector and double-detector with some impractical ideal detectors. The first is the clairvoyant detector which is a GLRT detector that have full access to the sensors' original observations [1]. The second is the detector that have access to the sparse vector θ . We denote this detector as oracle detector. The clairvoyant detector is:

$$\frac{P(\mathbf{x}|\hat{\theta}, H_1)}{P(\mathbf{x}|H_0)} \underset{H_0}{\overset{H_1}{\gtrless}} \delta, \quad (11)$$

where $\mathbf{x} = [x_1, x_2, \dots, x_N]^T$ is the measurement vector, δ is a threshold that determines the false alarm probability and $\hat{\theta} = \hat{\theta}_{ML}$ is the MLE. Fortunately, in this case, there is a closed form formula for MLE which is [22]:

$$\hat{\theta}_{ML} = (\mathbf{H}^T \mathbf{C}^{-1} \mathbf{H})^{-1} \mathbf{H}^T \mathbf{C}^{-1} \mathbf{x}, \quad (12)$$

where \mathbf{H} is a $N \times M$ matrix whose n 'th row is \mathbf{h}_n^T , $\mathbf{C} = \text{diag}(\sigma_n^2)$ is a diagonal matrix whose diagonal elements are σ_n^2 , and \mathbf{x} follows a linear model as $\mathbf{x} = \mathbf{H}\theta + \omega$ where $\omega = [\omega_1, \omega_2, \dots, \omega_N]^T$. It can be shown that the clairvoyant detector will be:

$$\sum_{n=1}^N \frac{1}{\sigma_n^2} [2x_n \mathbf{h}_n^T \hat{\theta} + (\mathbf{h}_n^T \hat{\theta})^2] \underset{H_0}{\overset{H_1}{\gtrless}} 2 \ln(\delta). \quad (13)$$

The oracle detector is similar to the GLRT detector in (7) with $\beta_n \triangleq F_{\omega_n}(-\mathbf{h}_n^T \theta)$ since we know the exact sparse vector θ .

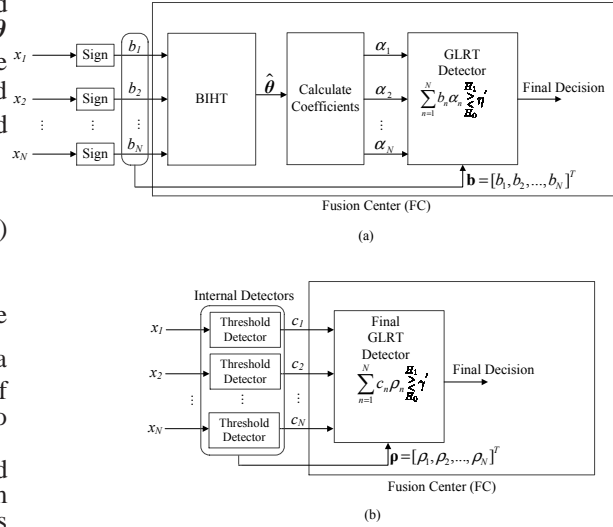


Fig. 1. Diagrammatic representations of the proposed detectors: (a) sign-GLRT (b) double-detector. An ideal binary channel has been used for transmitting data from local sensors to FC.

VI. SIMULATION RESULTS

This section presents the simulation results in support of the proposed methods. Four experiments are performed in this section. At first experiment, we examined five cases for the parameter $P_{fa} \in \{0.1, 0.2, 0.3, 0.4, 0.5\}$ of the internal detector and obtained the performance of the double-detector in these five cases in comparison to the sign-GLRT detector. The second experiment illustrates the performance of the sign-GLRT and the proposed double-detector scheme in comparison with the clairvoyant, oracle and uniform GLRT. At third experiment, the application of spectrum sensing was investigated. Finally, the computational time of the proposed detectors are compared with the existing methods. In order to have a fair comparison, we have run the sign-GLRT with two one-bit compressed sensing methods: BIHT [14] and one-bit BCS [16]. These are denoted as sign-GLRT (BIHT) and sign-GLRT (one-bit BCS) in the simulation results, respectively. Number of sensors are assumed to be $N = 50$. The length of the sparse vector is assumed to be $M = 10$ with two nonzero elements. The sparse vector is assumed to be $\theta = [0, 1, 0, 0, 0, 0, -2, 0, 0, 0]^T$. The elements of the measurement vectors \mathbf{h}_n is assumed to be random Gaussian with zero mean and unit variance. The sensor's noises are assumed to have equivalent power with $\sigma_n^2 = \sigma^2$. The Signal to Noise Ratio (SNR) is defined as $\text{SNR} = 10 \log_{10} \frac{E\{(\mathbf{h}_n^T \theta)^2\}}{\sigma^2}$. The experiments are repeated for 10^4 independent runs.

At the first experiment, performance of the double-detector was examined. Three values for the parameter P_{fa} which is the false alarm probability of the internal detector were tried. Figure 2 shows the detection probability versus false alarm probability of double-detector in five cases which are $P_{fa} \in \{0.1, 0.2, 0.3, 0.4, 0.5\}$ in comparison to the sign-GLRT (BIHT), sign-GLRT (one-bit BCS) and in two cases for SNR. It shows that the best performance among these five cases is achieved by $P_{fa} = 0.3$. Therefore, we chose this value for the next experiments.

At the second experiment, performance of the double-

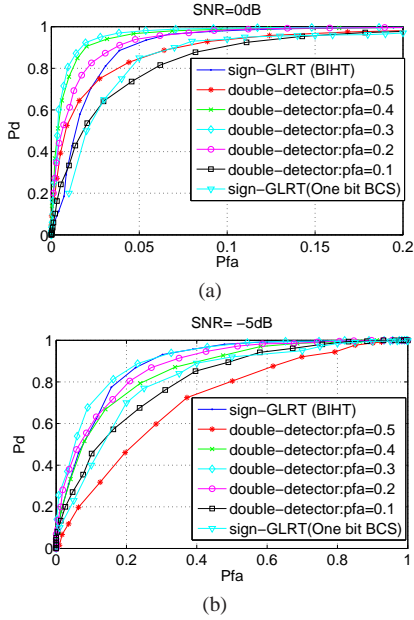


Fig. 2. Probability of detection versus false alarm probability for double-detector with five different values of the parameter P_{fa} of the internal detector. (a) SNR=0 dB. (b) SNR= -5dB.

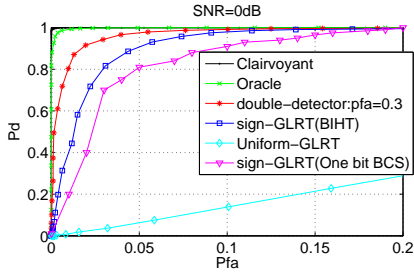


Fig. 3. Probability of detection versus false alarm probability for sign-GLRT, double-detector, uniform GLRT, clairvoyant and oracle detectors.

detector with the parameter $P_{fa} = 0.3$ was compared with the sign-GLRT (BIHT), sign-GLRT (one-bit BCS), uniform GLRT, clairvoyant and oracle detectors. The detection probability versus false alarm probability of these detectors are shown in Fig. 3. It shows that the double-detector outperforms both sign-GLRT (BIHT) and sign-GLRT (one-bit BCS). The clairvoyant has the best performance and the uniform GLRT which uses the same weights for all sensors has the worst result.

At the third experiment, the application of spectrum sensing is considered. A real synthetic signal θ with the length of $M = 128$ is generated whose discrete fourier transform has only three non zero components at frequency bins indexed in $\{10, 20, 30\}$ with the frequency amplitude equal to $\{1.0, 0.5, 2\}$, respectively. Therefore, signal vector can be represented in the matrix notation as $\theta = \mathbf{F}^{-1}\psi$, where \mathbf{F}^{-1} is the inverse Fourier matrix and ψ is the discrete Fourier transform and is sparse with only three non zero elements of 128 elements. Hence, the sensor measurements are $x_n = \mathbf{h}_n^T \theta + \omega_n = \mathbf{h}_n^T \mathbf{F}^{-1} \psi + \omega_n = \mathbf{h}'_n{}^T \psi + \omega_n$, where $\mathbf{h}'_n{}^T = \mathbf{h}_n^T \mathbf{F}^{-1}$. Now, the model is the same as our model and the presence of interference in the spectrum is equivalent to presence of the sparse signal. Therefore, the double-detector, sign-GLRT (BIHT), and sign-GLRT (one-bit BCS) detectors can be used for spectrum sensing. The

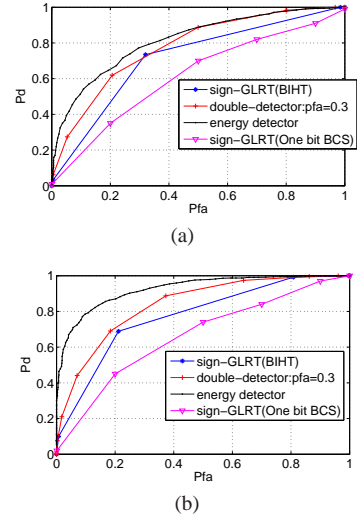


Fig. 4. Probability of detection versus false alarm probability at SNR=0dB in spectrum sensing for double-detector and sign-GLRT in comparison to energy detector. (a) N=40. (b) N=100.

well-known spectrum sensing detector is the energy detector which is applied to the original real valued data obtained from sensors. The sensors send the real valued data (not a signal) to a fusion center and fusion center detects the presence of the signal when $\sum_{n=1}^N |x_n|^2 > \text{Th}$ where Th determines the false alarm probability. The SNR is selected as SNR = 0dB and two cases for the number of sensors are considered which are $N = 40$ and 100. The results are shown in Fig. 4. It shows that the detection performance of double-detector is better than both sign-GLRT (BIHT) and sign-GLRT (one-bit BCS). Also, the performance of the proposed detectors, i.e. sign-GLRT (BIHT) and double-detector, is close to that of energy detector while the structure of the wireless sensor network could be very simple and less demanding with respect to power and bandwidth.

Finally, we compare the computational time of the proposed detectors with existing methods in the setting of second experiment. The average runtime of 1000 runs of the sign-GLRT (BIHT) is 0.0046 seconds while the runtime of sign-GLRT (one-bit BCS) is 0.0122 seconds. The double-detector which does not use any one-bit compressed sensing algorithm at FC has a runtime equal to 0.0036 seconds. The proposed double-detector is faster than all the other detectors.

VII. CONCLUSION

The problem of vector sparse signal detection from one bit compressed sensing measurements was addressed. It is a generalization of the problem of a scalar signal detection from one bit measurements. The GLRT detector and the optimal quantizer thresholds were derived. The GLRT detector was simplified to an intuitive criterion for detection of the sparse signals. A double-detector is also proposed to improve the sign-GLRT detector. In this new scheme, the decisions of the internal detectors are transmitted to the fusion center and a final GLRT detector detects the sparse signal. Moreover, a clairvoyant detector of the problem and an oracle detector were introduced. Simulation results show that by careful designing of the internal detector in the double-detector scheme, a better performance than sign-GLRT detector can be obtained. Also, application of the suggested detector in spectrum sensing shows slightly worse result than energy detector while structure of the wireless sensor network could be very simple and low power (one bit A/D in instead of multi bit A/D's).

REFERENCES

- [1] J. Fang, Y. Liu, H. Li, and S. Li, "One-bit quantizer design for multisensor GLRT fusion," *IEEE Signal Process. Lett.*, vol. 20, no. 3, pp. 257–260, 2013.
- [2] A. R. Reibman, and L. W. Nolte, "Optimal detection and performance of distributed sensor systems," *IEEE Tran. Aerosp. Electron. Syst.*, vol. AES-23, no. 1, pp. 24–30, 1987.
- [3] I. Y. Hoballah, and P. K. Varshney, "Distributed Bayesian signal detection," *IEEE Trans. Inf. Theory*, vol. 35, pp. 995–1000, Sep 1989.
- [4] J. N. Tsitsiklis, "Decentralized detection," *Adv. Statist. Signal Process.*, vol. 2, no. 2, pp. 297–344, 1993.
- [5] R. Viswanathan, and P. K. Varshney, "Distributed detection with multiple sensors: Part I-Fundamentals," *Proc. IEEE*, vol. 85, no. 1, pp. 54–63, Jan 1997.
- [6] R. S. Blum, S. A. Kassam, and H. V. Poor, "Distributed detection with multiple sensors: Part II-Advanced topics," *Proc. IEEE*, vol. 85, no. 1, pp. 64–79, Jan 1997.
- [7] B. Chen, and P. K. Willett, "On the optimality of the likelihood-ratio test for local sensor decision rules in the presence of nonideal channels," *IEEE Trans. Inf. Theory*, vol. 51, no. 2, pp. 693–699, Feb 2005.
- [8] D. Ciuonzo, G. Papa, G. Romano, P. Salvo Rossi, and P. Willett, "One-bit decentralized detection with a Rao test for multisensor fusion," *IEEE Signal Process. Lett.*, vol. 20, no. 9, pp. 861–864, 2013.
- [9] R. Niu, and P. K. Varshney, "Performance analysis of distributed detection in a random sensor field," *IEEE Tran. Signal Process.*, vol. 56, no. 1, pp. 339–349, Jan 2008.
- [10] A. Zymnis, S. Boyd, and E. Candes, "Compressed sensing with quantized measurements," *IEEE Signal Process. Lett.*, vol. 17, no. 2, pp. 149–152, 2010.
- [11] P. Boufounos and R. Baraniuk, "1-bit compressive sensing," in *proceeding 42nd Annu. Conf. Inf. Sci. Sys.*, Princeton, pp. 16–21, Mar 2008.
- [12] P. Boufounos, "Greedy sparse signal reconstruction from sign measurements," in *proceeding 43rd Asilomar. Conf. Signals, Syst., Comput. (Asilomar'09)*, pp. 1305–1309, 2009.
- [13] J. N. Laska, Z. Wen, W. Yin, and R. G. Baraniuk, "Trust, but verify: fast and accurate signal recovery from 1-bit compressive measurements," *IEEE Trans. Signal Process.*, vol. 59, no. 11, pp. 5289–5301, 2011.
- [14] L. Jacques, J. Laska, P. Boufounos, and R. Baraniuk, "Robust 1-bit compressive sensing via binary stable embeddings of sparse vectors," *IEEE Trans. Inf. Theory*, vol. 59, no. 4, pp. 2082–2102, April 2013.
- [15] C. H. Chen and J. Y. Wu, "Amplitude-aided 1-bit compressive sensing over noisy wireless sensor networks," *Arxiv, accepted to IEEE Wireless Commun. Lett.*, 2015.
- [16] F. Li, J. Fang, H. Li, and L. Huang, "Robust one-bit Bayesian compressed sensing with sign-flip errors," *IEEE Signal Process. Lett.*, vol. 22, no. 7, pp. 857–861, 2015.
- [17] E. J. Candes and T. Tao, "Near-optimal signal recovery from random projections: universal encoding strategies?," *IEEE Trans. Inf. Theory*, vol. 52, no. 12, pp. 5406–5425, 2006.
- [18] D. L. Donoho, "Compressed sensing," *IEEE Trans. Inf. Theory*, vol. 52, no. 4, pp. 1289–1306, 2006.
- [19] F. S. Cattivelli, and A. H. Sayed, "Diffusion LMS strategies for distributed estimation," *IEEE Trans. Signal Process.*, vol. 58, pp. 1035–1048, 2010.
- [20] F. S. Cattivelli, and A. H. Sayed, "Distributed detection over adaptive networks using diffusion adaptation," *IEEE Trans. Signal Process.*, vol. 59, no. 5, pp. 1917–1932, 2011.
- [21] S. M. Kay, *Fundamentals of statistical signal processing: Detection theory*, Upper Saddle River, NJ: Prentice Hall, 1998.
- [22] S. M. Kay, *Fundamentals of statistical signal processing: Estimation theory*, NJ: Prentice Hall, 2002.