

# The Evolution of Sex through the Baldwin Effect

Larry Bull

Department of Computer Science & Creative Technologies

University of the West of England

Bristol BS16 1QY, U.K.

+44 (0)117 3283161

Larry.Bull@uwe.ac.uk

## Abstract

This paper suggests that the fundamental haploid-diploid cycle of eukaryotic sex exploits a rudimentary form of the Baldwin effect. With this explanation for the basic cycle, the other associated phenomena can be explained as evolution tuning the amount and frequency of learning experienced by an organism. Using the well-known NK model of fitness landscapes it is shown that varying landscape ruggedness varies the benefit of the haploid-diploid cycle, whether based upon endomitosis or syngamy. The utility of mechanisms such as pre-meiotic doubling and recombination during the cycle are also shown to vary with landscape ruggedness. This view is suggested as underpinning, rather than contradicting, many existing explanations for sex.

**Keywords:** Endomitosis, Haploid-diploid cycle, Meiosis, NK model, Recombination.

## 1. Introduction

Whilst a number of explanations for various aspects of the evolution and maintenance of eukaryotic sex have been presented, none gives a unifying view of the wide variations in the process seen in nature. Sex is here defined as successive rounds of syngamy and meiosis in a haploid-diploid lifecycle. This paper suggests that the emergence of a haploid-diploid cycle enabled the exploitation of a rudimentary form of the Baldwin effect [Baldwin, 1896][Lloyd-Morgan, 1896][Osborn, 1896] and that this provides an underpinning explanation for all the observed forms of sex. The Baldwin effect is here defined as the existence of phenotypic plasticity that enables an organism to exhibit a significantly different (better) fitness than its genome directly represents. Over time, as evolution is guided towards such regions under selection, higher fitness alleles/genomes which rely less upon the phenotypic plasticity can be discovered by mutation and become assimilated into the population (see [Sznajder et al., 2012] for a recent overview). Alongside neural processing, the Baldwin effect has been connected to the immune system [Hightower et al., 1996] and to the emergence of multicellularity [Bull, 1999a].

Following [Hinton & Nowlan, 1987][Belew, 1989], Stork and Keesing [1991] showed how a simulated evolutionary process to design artificial neural networks for an image recognition task could be improved by the inclusion of a connection weight learning algorithm, ie, through the use of the Baldwin effect. More specifically, they showed how both the frequency with which learning was applied and the number of weight adjustment iterations used on each learning cycle impacted upon the benefit gained. Their finding was generalized in [Bull, 1999b] where it was shown how *the most beneficial frequency and amount of learning varies with the ruggedness of the underlying fitness landscape*. This paper shows how various aspects of sex can be seen as mechanisms through which to alter either the frequency and/or amount of learning in a haploid-diploid lifecycle to match the underlying ruggedness of the organism's fitness landscape.

As discussed in [Maynard Smith & Szathmary, 1995, p150] the first step in the evolution of eukaryotic sex was the emergence of a haploid-diploid cycle, probably via endomitosis, before simple syngamy. Cleveland [1947] was first to suggest that organisms may become diploid by a variation in mitosis to maintain the genome copy, ie, endomitosis. Syngamy, the fusion of two independent genomes, probably emerged between hermaphrodites. The subsequent emergence of isogamy, ie, mating types, is not considered experimentally here. Under both scenarios, a previously haploid cell became diploid. A number of explanations have been presented for why a

diploid, or increasing ploidy in general, is beneficial, typically based around the potential for “hiding” mutations within extra copies of the genome (eg, see [Otto, 2007] for an overview). A change in ploidy can potentially alter gene expression - and hence the phenotype – even if no mutations occur between the lower and higher ploidy states, through epigenetic mechanisms, through rates of changes in gene product concentrations, no or partial or co-dominance, etc. (eg, see [Chen & Ni, 2006]). In all cases, whether the diploid is formed via endomitosis or syngamy, *the fitness of the cell/organism is a non-trivial combination of the fitness contributions of the composite haploid genomes*. If the cell subsequently remains diploid and reproduces asexually, there is no scope for a rudimentary Baldwin effect. However, if there is a reversion to two haploid cells under one-step meiosis, there is potential for a mismatch between the utility of the haploids compared to that of the diploid; individual haploids do not contain all of the genetic material over which selection operated. That is, the effects of genome combination can be seen as a simple form of phenotypic plasticity for the individual genomes before they revert to a solitary state and hence the Baldwin effect may occur.

This paper begins by revisiting the results presented in [Bull, 1999b] using the NK model [Kauffman & Levin, 1987], before extending the model to consider the evolution of various aspects of eukaryotic sex in a single celled organism in light of its findings.

## 2. The NK Model

Kauffman and Levin [1987] introduced the NK model to allow the systematic study of various aspects of fitness landscapes (see [Kauffman, 1993] for an overview). In the standard NK model an individual is represented by a set of  $N$  (binary) genes or traits, each of which depends upon its own value and that of  $K$  randomly chosen others in the individual (Figure 1). Thus increasing  $K$ , with respect to  $N$ , increases the epistasis. This increases the ruggedness of the fitness landscapes by increasing the number of fitness peaks. The NK model assumes all epistatic interactions are so complex that it is only appropriate to assign (uniform) random values to their effects on fitness. Therefore for each of the possible  $K$  interactions, a table of  $2^{(K+1)}$  fitnesses is created, with all entries in the range 0.0 to 1.0, such that there is one fitness value for each combination of traits. The fitness contribution of each trait is found from its individual table. These fitnesses are then summed and normalised by  $N$  to give the selective fitness of the individual. Exhaustive search of NK landscapes [Smith & Smith, 1999] suggests three

general classes exist: unimodal when  $K=0$ ; uncorrelated, multi-peaked when  $K>3$ ; and, a critical regime around  $0<K<4$ , where multiple peaks are correlated.

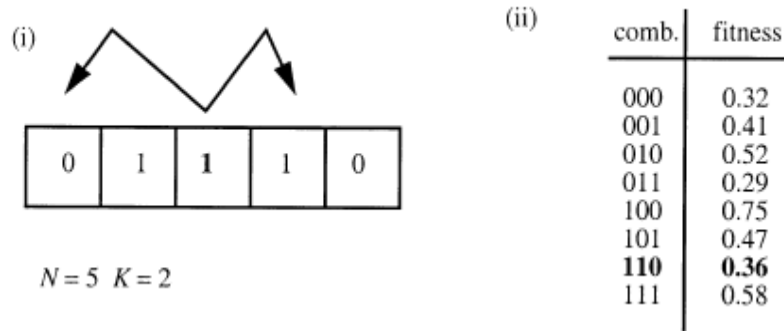


Figure 1. An example NK model. (i) shows how the fitness contribution of each gene depends on  $K$  random genes. Therefore there are  $2^{(K+1)}$  possible allele combinations, each of which is assigned a random fitness as shown in (ii). Each gene of the genome has such a table created for it. Total fitness of a given genome is the normalized sum of these values.

Kauffman [1993] used a mutation-based hill-climbing algorithm, where the single point in the fitness space is said to represent a converged species, to examine the properties and evolutionary dynamics of the NK model. Here a species evolves by making a random change to one gene per generation, and the population is said to move to the new genetic configuration if the fitness is greater than its current fitness; the rate of supply of mutants is seen as slow compared to the actions of selection. Following [Bull, 1999b], a very simple (random) learning process to enable phenotypic plasticity can be added to evolution by allowing an individual to make a further  $L$  (unique) mutations after the first. If the averaged fitness of this “learned” configuration and that of the mutant is greater than that of the original, the species is said to move to the *first* mutant configuration but assigned the averaged fitness of the two configurations.

All results reported in this paper are the average of 10 runs (random start points) on each of 10 NK functions, that is 100 runs, for 50,000 generations. Here  $0 \leq K \leq 15$  and  $0 < L \leq 7$ , for  $N=20$  and  $N=100$ .

### 3. The Baldwin Effect in the NK Model

Figure 2 shows the performance of the Baldwin effect across a wide range of  $K$  and  $L$  combinations for  $N=20$ . For  $K=0$ , the unimodal case, learning shows no benefit for evolution (T-test,  $p>0.05$ ,  $0<L<7$ ) and is disruptive when applied at higher levels (T-test,  $p<0.05$ ,  $L=7$ ). As  $K$  increases, ie, as landscape ruggedness increases, learning becomes beneficial across a wider range of  $L$ . When  $0<K<6$ , learning is either beneficial (T-test,  $p<0.05$ ,  $0<L<7$ ), or has no effect (T-test,  $p>0.05$ ,  $L=7$ ). Learning is always beneficial over the ranges used when  $K\geq 6$  (T-test,  $p<0.01$ ). The smallest amount of learning  $L=1$  is as beneficial as any other until  $K>6$ , when the higher levels are most beneficial (T-test,  $p<0.05$ ,  $L\geq 5$ ). The same results are typically seen for  $N=100$  (not shown), although the higher amounts of learning are not found beneficial for higher  $K$ . These findings generally support those reported in [Bull, 1999b].

As noted above, as well as the most useful amount of learning varying with the ruggedness of the fitness landscape, it was also shown how the frequency at which learning is applied can alter the conditions under which the Baldwin effect is beneficial [Bull, 1999b].

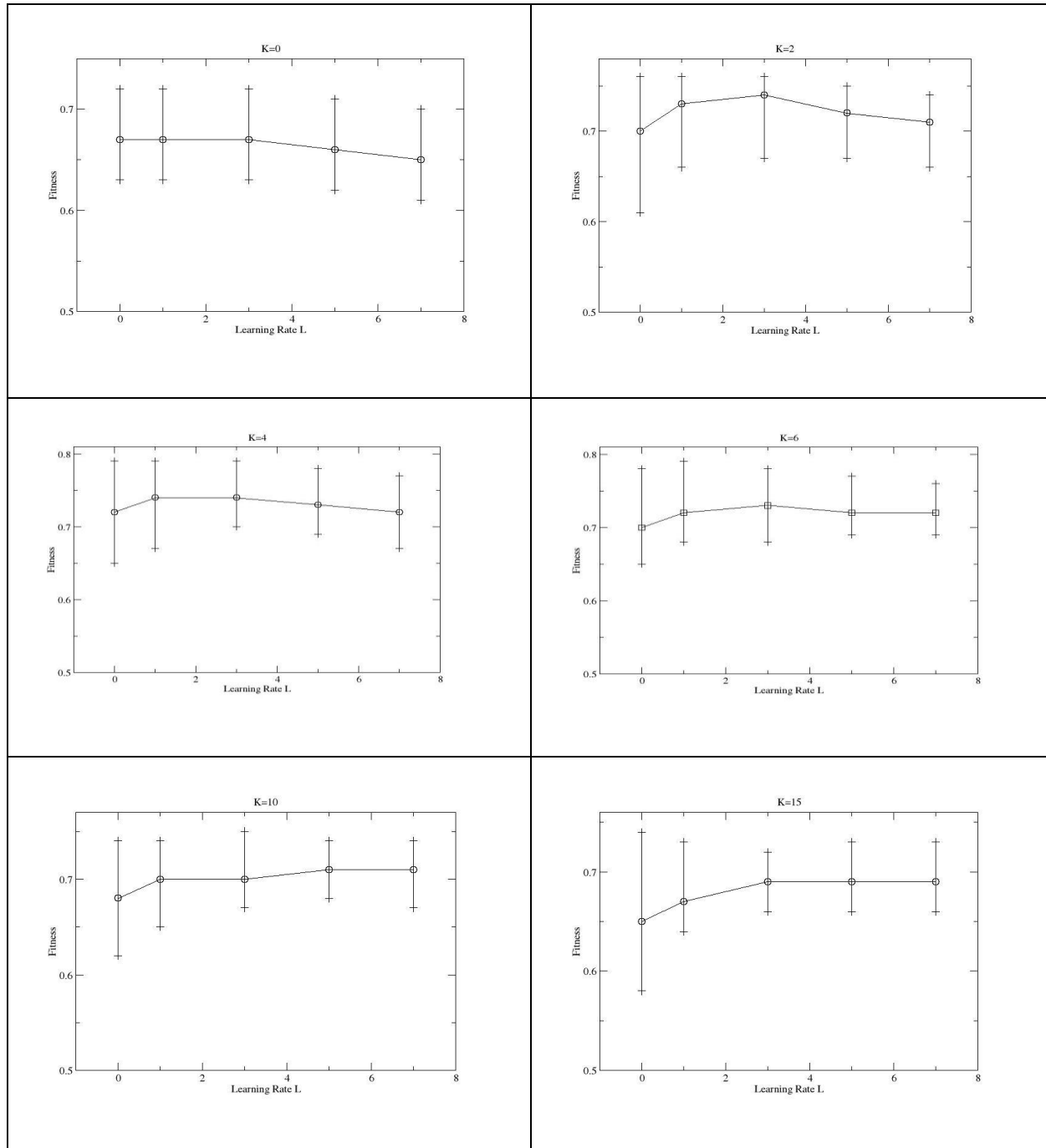


Figure 2. Performance of the Baldwin effect, after 50,000 generations, for varying amounts of learning ( $L$ ), on landscapes of varying ruggedness ( $K$ ) with  $N=20$ . Error bars show min and max values in all graphs.

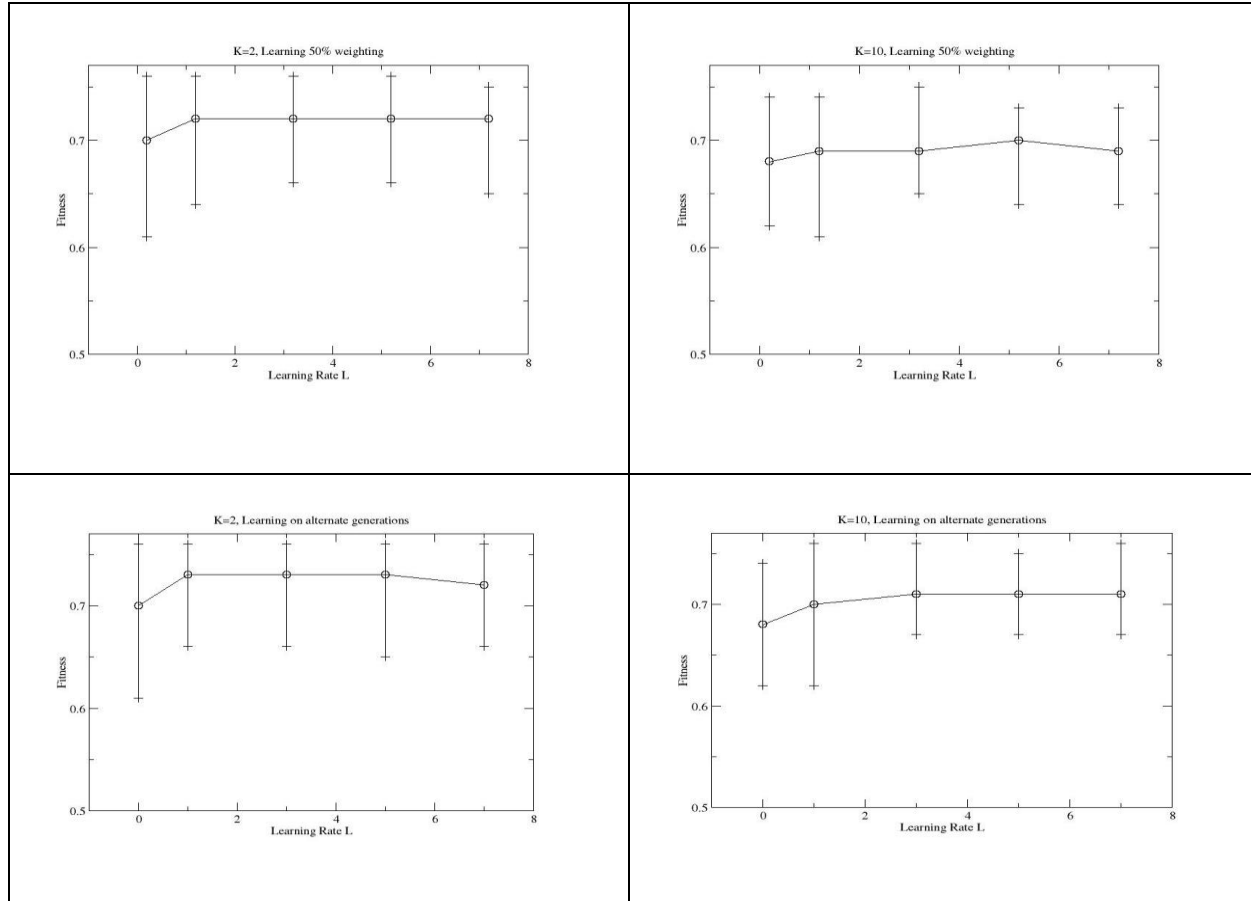


Figure 3: Performance of the Baldwin effect, after 50,000 generations, where learning occurs at different frequencies ( $N=20$ ). The top row shows examples of learning occurring for half of the lifetime and the bottom row shows learning occurring every other generation.

Figure 3 shows examples from varying the frequency of learning both within and across lifecycles. In the previous results, the fitness of a genome was calculated as the average of its purely genetic configuration and that of the learned configuration. Thus learning can be seen to have occurred throughout the lifecycle. This can be varied such that the fitness of the learned configuration is weighted less equally to the genetic configuration: less learning. Examples of the case of learning being weighted at 50% are shown in the top row of Figure 3. Results show learning is now beneficial for all  $L$  for  $K=2$ , with no significant change in behaviour to Figure 2 for  $2 < K \leq 6$ , whilst learning is no longer beneficial for  $K > 6$  (T-test,  $p > 0.05$ ). Figure 3 also shows examples from only allowing the original whole lifecycle learning to occur on every other generation. The results are the same as for the half lifecycle case, except there is no drop in benefit for  $K > 6$ .

#### 4. Evolution of the Haploid-Diploid Cycle: the Baldwin Effect

Whether the haploid-diploid cycle emerged via endomitosis or via a simple form of syngamy is not crucial to the basic hypothesis presented here. As noted above, explanations primarily based around mutation hiding have been given as to why a diploid state is beneficial to a haploid state. Similarly, there are explanations for the emergence of the alternation between the two states, typically based upon its being driven by changes in the environment (after [Margulis & Sagan, 1986]). If, as suggested here, the diploid state should be seen as the “learning” part of the lifecycle due to genome interactions, the results above anticipate the wide range of different haploid-diploid frequencies seen in nature. For example, whilst most mammals have a primarily diploid lifecycle, many land plants exploit a haploid seed phase. That is, as  $K$  and  $L$  vary, the optimal frequency with which learning occurs varies. Following [Maynard Smith & Szathmary, 1995, p150], endomitosis is assumed to have occurred first here.

The model described in section 2 is altered such that once the haploid genetic mutant is created, a copy is made and another gene chosen for further mutation. Both genomes are evaluated and the fitness of the diploid is assigned as their average. If the diploid is fitter than the current population, the species is said to move to that configuration. Selection picks one of the two genomes of the diploid at random. For higher levels of ploidy (four and eight) explored, the copy and mutation process is repeated equally for each new genome to the required level. That is, the rounds of endomitosis can be seen as rounds of learning by the cell/organism.

Figure 4 shows examples of how a haploid-diploid cycle via endomitosis is beneficial over a purely haploid (non-learning) cycle for all  $K > 0$  (T-test,  $p < 0.05$ ). It can also be seen that a further round of endomitosis to a tetraploid state before meiosis provides no benefit over diploidy for any  $K$  (T-test,  $p \geq 0.05$ ), except when  $K=4$  (T-test,  $p < 0.05$ ), with another round to octaploidy providing no benefit for low  $K$  and becoming detrimental for  $K \geq 6$  (T-test,  $p \geq 0.05$ ). The same general behaviour was found for  $N=100$  (not shown).

The case for a haploid-diploid being beneficial was predicted above since the endomitotically produced genome is the same as the  $L=1$  case which was found to be beneficial for all  $K > 0$ . That the tetraploidy case is beneficial for higher  $K$  is also anticipated by the previous results. However, whilst tetraploidy and octaploidy may be seen as the  $L=3$  and  $L=7$  cases respectively, they are subtly different. In the basic model, all  $L$  random learning



changes are made in *one* copy of the genome. In the polyploidy cases, each further random learning change is made in genomes copied from genomes which have already had changes made. Hence increasing ploidy both increases the distance learning can sample from the original evolution produced genome point in the fitness landscape *and* the number of learning samples. For example, two genomes have  $L=1$  and one  $L=2$  in the tetraploid case. Thus increasing the number of samples also appears disruptive, even for lower range  $L$ .

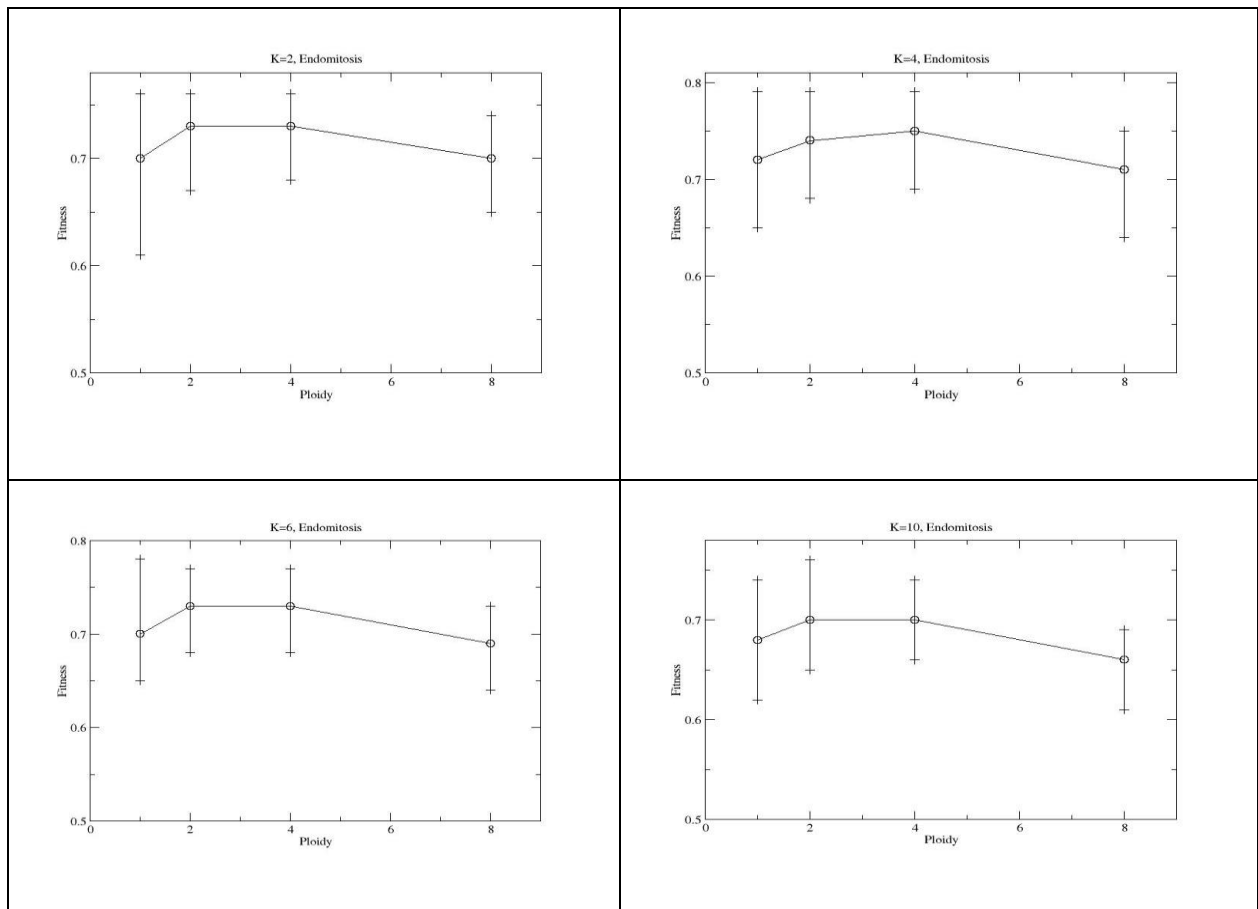


Figure 4. Performance of the Baldwin effect under endomitosis, after 50,000 generations, for varying amounts of ploidy/learning, on landscapes of varying ruggedness ( $K$ ) with  $N=20$ .

Figure 5 shows the comparative performance of the haploid-diploid cycle under endomitosis from Figure 4 to that of the equivalent simple syngamy case. In the latter, the new diploid is created either by copying and mutating one gene in each of the specie's two genomes, or by copying either genome twice and then mutating each once.

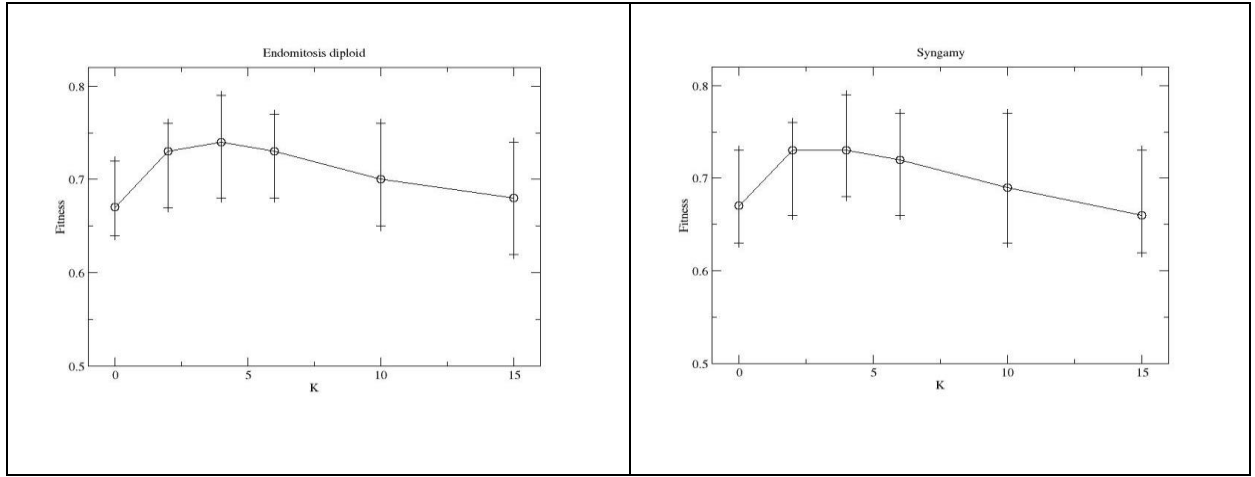


Figure 5. Comparing the performance of the Baldwin effect under endomitosis and syngamy, after 50,000 generations, on landscapes of varying ruggedness ( $K$ ) with  $N=20$ .

As can be seen, there is no difference between either mechanism to provide the diploid stage for  $K < 6$ , whereafter endomitosis proves more beneficial (T-test,  $p < 0.05$ ). The reason for this difference is again due to the difference in the amount of learning occurring per cycle; the results in Figure 2 indicate a general benefit from an increased amount of learning with increasing fitness landscape ruggedness. In the endomitosis case, the learning change is added onto the genetic mutation of the first offspring genome in the second offspring genome. In the syngamy case, both genomes essentially undergo the genetic mutation change only. When the same genome is chosen twice to form the diploid, the syngamy case's sampling distance in the fitness landscape from the evolutionary origin is reduced in comparison to the equivalent endomitosis case (by one mutant step). When the two genomes are different in the syngamy case, this is not necessarily true, depending upon the degree of genetic diversity between the two original haploid genomes. Comparison with an equivalent asexual diploid finds both endomitosis and syngamy more beneficial for all  $K > 2$  (T-test,  $p < 0.05$ , not shown). This is also true even if all three possible diploid combinations from the two haploid genomes are evaluated per generation (T-test,  $p < 0.05$ , not shown).

The type of Baldwin effect working here can be seen to alter the general characteristics of the evolutionary process. In the traditional haploid view of evolution, variation operators such as mutation copy errors, gene transfers, etc., generate a new genome at a *point* in the fitness landscape for evaluation. Under the haploid-diploid cycle, the variation operators create the bounds for sampling a *region* within the fitness landscape by

specifying two end points, ie, each haploid genome to be partnered in the diploid. The actual position of the fitness point for the diploid phenotype taken from within that region then depends upon the percentage of the lifecycle the diploid state occupies - the larger, the closer to the midpoint (with all other things being equal).

As noted above, whilst the effects of the interactions between the two haploid genomes can be expected to be non-linear in nature, possibly creating phenotypes with a higher fitness than either haploid, but in the model a simpler linear relationship is assumed and an average fitness assigned. Figure 6 shows a very simple example of the contrast between the standard haploid genome landscape evolution view and how the haploid-diploid cycle alters the landscape with fitness contribution averaging. With the Baldwin effect the apparent fitness of the valley is potentially increased, increasing the likelihood selection will maintain such genomes within the population, thereby increasing the likelihood of the valley being crossed to the optimum. This explains the increased benefit of the haploid-diploid cycle seen above as landscape ruggedness is increased. It can also be noted that the shape of the diploid fitness landscape *varies* based upon the haploid genomes which exist within a given population at any time. This is also significant since, as has been pointed out for coevolutionary fitness landscapes [Bull, 2001], such movement potentially enables the *temporary* creation of neutral paths, where the benefits of (static) landscape neutrality are well-established [Kimura, 1983].

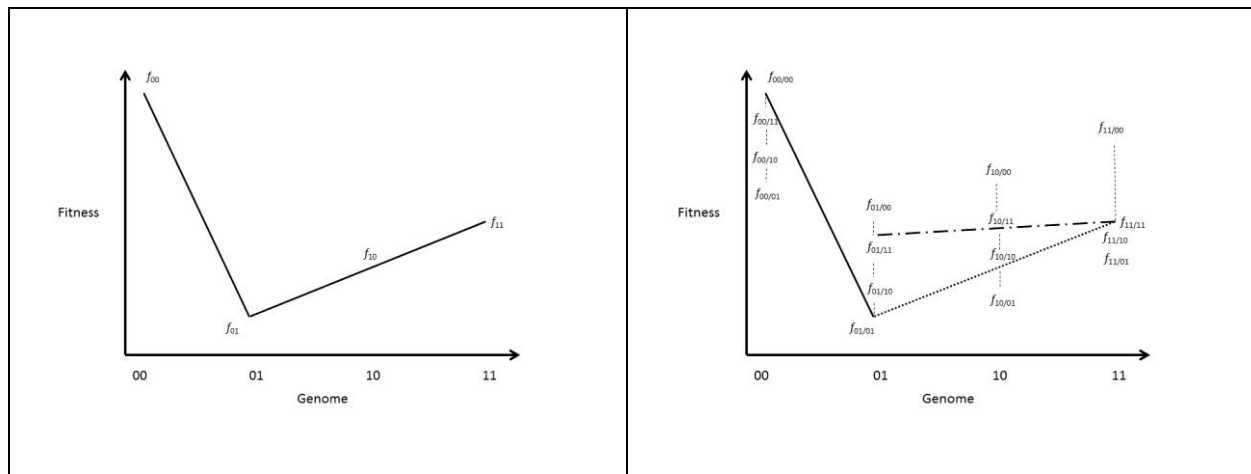


Figure 6. Comparing the fitnesses of haploid genomes under the haploid-diploid case (right) to the traditional haploid case (left), where the interaction between the two genomes in the diploid is a simple average. The broken dashed line shows the example landscape experienced by the diploid when one haploid is always the '11' genome and no optimal '00' genomes exist in the population. Note the reduced difference in fitness between '01' and '10' compared the traditional case on the left

– the probability of reaching the optimum is increased by the proposed Baldwin effect mechanism.

## 5. Two-step Meiosis and Recombination: Altering the Amount of Learning

The few explanations as to why a form of meiosis exists which includes a genome doubling stage – the diploid temporarily becomes a tetraploid – range from DNA repair (eg, [Bernstein et al., 1988]) to the suppression of potentially selfish/damaging alleles (after [Haig & Grafen, 1991]). With the Baldwin effect view proposed here, *such a stage can be seen as another mechanism through which to further vary the amount of learning a cell/organism can exploit by increasing the number of new endpoint positions for the fitness sample region.*

The previous model of simple syngamy has been extended such that a single mutant copy of each of the two genomes currently converged upon by the species are created as before, then each is again copied and further mutated by one gene to create four genomes. Two of these are then chosen at random (duplicates allowed) to create the cell/organism for fitness evaluation.

Figure 7 (left) shows the typical behaviour for various  $K$ . Comparing this to the single-step meiosis syngamy in the previous section, it is found that the increased learning is beneficial for all  $K > 0$  (T-test,  $p < 0.05$ ). Since the endomitosis of the previous section was seen to have increased learning over the syngamy case, comparison with the two-step meiosis finds the two-step scheme is better for all  $K > 2$  (T-test,  $p < 0.05$ ). The same general results were found for  $N=100$  (not shown).

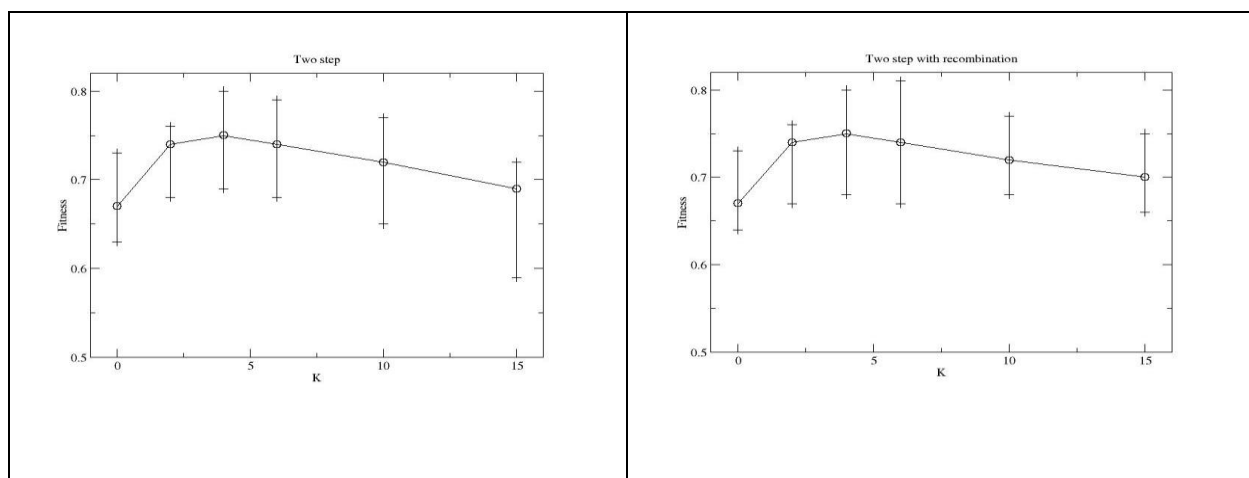


Figure 7. Comparing the performance of the Baldwin effect under two-step meiosis and the same with recombination, after 50,000 generations, on landscapes of varying ruggedness ( $K$ ) with  $N=20$ .

Explanations for the recombination stage after the pre-meiotic doubling vary from the removal of deleterious mutations (eg, [Kondrashov, 1982] to avoiding parasites (after [Hamilton, 1980]) (see [Bernstein & Bernstein, 2010] for an overview). Again, with the Baldwin effect view proposed here, recombination can be seen as another mechanism through which to further increase the amount of learning a cell/organism can exploit. Importantly, recombination potentially increases the distance in the fitness landscape the learning can sample but without increasing the number of samples, eg, to octaploidy, which was shown detrimental above (Figure 4).

The previous model of two-step meiosis has been extended such that a single mutant copy of each of the two genomes currently converged upon by the species are created as before, then each is again copied and further mutated by one gene to create four genomes. The two one-mutant genomes are then copied and recombined versions created (randomly chosen single point crossover). Two of these are then chosen at random (duplicates allowed, 10 different combinations possible) to create the cell/organism for fitness evaluation.

Figure 7 (right) shows the typical behaviour for various  $K$ . Comparing this to the two-step meiosis syngamy, it is found that the increased learning is beneficial for all  $K>2$  (T-test,  $p<0.05$ ), as anticipated by the results above. The same general results are found for  $N=100$  (not shown).

The effects of the recombination process then become clear under the Baldwin effect view: *recombination moves the current end points which define the sample region either closer together or further apart, thereby altering the potential amount of learning under a given lifecycle percentage of the diploid state*. Note how under pre-meiotic doubling the original end points are also maintained, mutations aside.

As noted above, the percentage of their lifecycle eukaryotes spend as diploids varies greatly across species. Following the results in Figure 3, the case of half the lifecycle being spent as a haploid and the case of every other generation being spent as a haploid have been considered. Figure 8 shows how there is no significant difference in the former (T-test,  $p\geq 0.05$ ) but in the latter a significant increase in fitness is seen for  $K>2$  (T-test,  $p<0.05$ ) compared to the animal-like diploid lifecycle case considered in Figure 7.

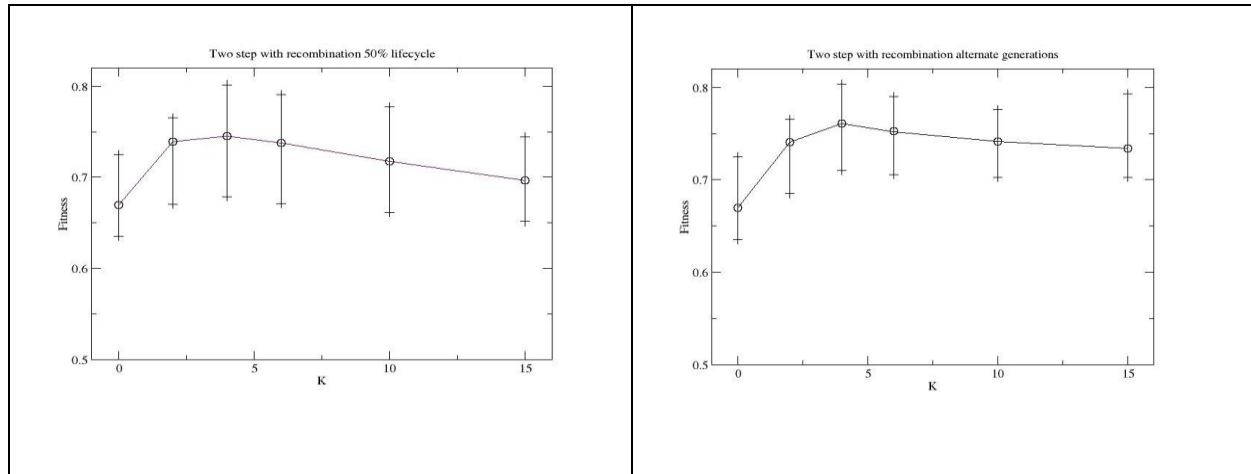


Figure 8. Performance of the Baldwin effect under two-step meiosis and recombination, after 50,000 generations, where the diploid state occurs for different percentages of the lifecycle. The left shows examples of it occurring for half of the lifetime and the right shows it occurring every other generation, on landscapes of varying ruggedness ( $K$ ) with  $N=20$ .

## 6. Conclusion

This paper has suggested that the haploid-diploid cycle seen in all eukaryotic sex exploits a rudimentary form of the Baldwin effect, with the diploid phase seen as the “learning” step. With this explanation for the basic cycle, the other associated phenomena such as one- and two-step meiosis, recombination, varying the duration of the periods of haploid and diploid state, endomitosis, etc. can be explained as evolution tuning the amount and frequency of learning experienced by an organism.

This hypothesis was based on previous work investigating the Baldwin effect which showed how the optimal amount and/or frequency of learning varied with the ruggedness of the underlying fitness landscape [Bull, 1999b]. To demonstrate the basic idea, following [Bull, 1999b], the well-known NK model has been extended in various ways here. It is perhaps interesting to note that, assuming an animal-like diploid-dominated haploid-diploid lifecycle, conditions exist in the model at  $K=4$  under which both endomitosis and syngamy with a single-step meiosis are equivalent, that syngamy with a two-step meiosis is more beneficial, and that syngamy with a two-step meiosis and recombination is most beneficial. That is, the evolution of animal sex as seen in nature is not unexpected in the model with the parameters used. However, the general ideas are not specific to the model.

It has not been shown beneficial in the simplest case of  $K=0$ . Some experimental results suggest the average degree of connectivity/epistasis in eukaryotic organisms is slightly higher than in prokaryotes (eg, [Leclerc, 2008]). This offers one reason why the haploid-diploid cycle did not evolve in prokaryotes. Further, it has been suggested that the accumulation of mitochondria – and then chloroplasts – through symbiogenesis caused an increase in the ruggedness of the fitness landscape of the resultant early eukaryote as inter-dependence became intra-dependence [Bull & Fogarty, 1996]. This can also be seen as creating/aiding the conditions under which a rudimentary Baldwin effect process would prove beneficial. Note that ploidy variation is particularly prevalent in plants (eg, [Soltis et al., 2014]), where chloroplasts can be seen to further increase  $K$  in comparison to non-plants with one less symbiotic organelle.

Moreover, this hypothesis does not seemingly contradict any of the mentioned previous explanations for the various stages of eukaryotic sex, rather it presents a unifying process which underpins it and over which many other phenomena may also be occurring. The process of allele dominance can be seen as related since it can tune the amount of learning experienced on a per-gene basis and hence influence the position of the evaluation point from the given sample region. Similarly, varying ploidy levels in cell types in multicellular organisms can be seen as a further mechanism by which the amount and frequency of learning is fine-tuned. That is, the ruggedness of the fitness landscape contributions for different cell types needs not be uniform [Gregory, 2005]. The evolution of mating types can also be seen as a way to further increase the amount of learning under the haploid-diploid cycle since not only is the probability of heterozygotes likely to be increased over the scenario considered here, the uniparental inheritance of organelles can also be seen to increase the degree of learning in the male genome.

The model used here is very simple and assumes a converged population. That an equivalent asexual diploid, even one in which a small “population” of the three possible haploid genome combinations were all evaluated and the fittest chosen as the parent for the next generation if fitter, was less effective for increasing ruggedness suggests the results are not dependent upon population size. Future work will consider how varying other parameters such as population diversity, mutation rates, selection pressure, etc., affect the specific findings reported here with a very simple basic model, as well as reconsidering previous models reported in the literature for the evolution of eukaryotic sex but with the Baldwin effect view. New mechanisms within evolutionary computation also suggest themselves based on the findings here [Bull, 2016].

## References

- Baldwin, J. M. (1896). A new factor in evolution. *American Naturalist*, 30, 441–451.
- Belew, R. K. (1989). When both individuals and populations search. In J. D. Schaffer (Ed.), *Proceedings of the Third International Conference on Genetic Algorithms* (pp. 34–41). San Mateo, CA: Morgan Kaufmann.
- Bernstein, H. & Bernstein, C. (2010). Evolutionary origin of recombination during meiosis. *BioScience*, 60, 498-505.
- Bull, L. & Fogarty, T.C. (1996). Artificial Symbiogenesis. *Artificial Life*, 2, 269-292.
- Bull, L. (1999a). On the evolution of multicellularity and eusociality. *Artificial Life*, 5, 1–15.
- Bull, L. (1999b). On the Baldwin effect. *Artificial Life*, 5, 241–246.
- Bull, L. (2001). On coevolutionary genetic algorithms. *Soft Computing*, 5(3), 201-207.
- Bull, L. (2016). Haploid-diploid algorithms. Arxiv 1608.05578 (<https://arxiv.org/abs/1608.05578>).
- Chen, Z.J., and Ni, Z. (2006). Mechanisms of genomic rearrangements and gene expression changes in plant polyploids. *Bioessays*, 28, 240–252.
- Gregory, T.R. (2005). *The evolution of the genome* (Burlington, MA: Elsevier Academic).
- Hamilton, W.D. (1980). Sex versus non-sex versus parasite. *Oikos*, 35, 282-290.
- Hightower, R., Forrest, S., & Perelson, A. S. (1996). The Baldwin effect in the immune system: Learning by somatic mutation. In R. K. Belew & M. Mitchell (Eds.), *Adaptive Individuals in Evolving Populations* (pp. 159–167). Redwood City, CA: Addison-Wesley.



Hinton, G. E., & Nowlan, S. J. (1987). How learning can guide evolution. *Complex Systems*, 1, 495–502.

Kauffman, S. A. (1993). *The Origins of Order: Self-Organisation and Selection in Evolution*. New York, NY: Oxford University Press.

Kauffman, S. A., & Levin, S. (1987). Towards a general theory of adaptive walks on rugged landscapes. *Journal of Theoretical Biology*, 128, 11–45.

Kimura, Motoo. (1983). *The neutral theory of molecular evolution*. Cambridge.

Kondrashov, A.S. (1982). Selection against harmful mutations in large sexual and asexual populations. *Genetical Research*, 40, 325–332.

Leclerc, R. (2008). Survival of the sparsest. *Molecular Systems Biology*, 4, 213–216.

Lloyd-Morgan, C. (1896). On modification and variation. *Science*, 4, 733–740.

Margulis, L. & Sagan, D. (1986) *Origins of Sex: Three Billion Years Recombination*. Yale University Press, New Haven.

Maynard Smith, J. & Szathmary, E. (1995). *The Major Transitions in Evolution*. WH Freeman, Oxford.

Osborn, H.F. (1896). Ontogenic and phylogenic variation. *Science*, 4, 786–789.

Otto, S. (2007). The evolutionary consequences of polyploidy. *Cell*, 131.

Smith, J., & Smith, R. E. (1999). An examination of tuneable random search landscapes. In W. Banzhaf & C. Reeves (Eds.), *Foundations of genetic algorithms V* (pp. 165–182). San Mateo, CA: Morgan Kaufman.

Soltis, D.E., Visger, C.J. & Soltis, P.S. (2014). The polyploidy revolution then .. and now: Stebbins revisited. *American Journal of Botany*, 101, 1057-1078.

Stork, D. G., & Keesing, R. (1991). Evolution and learning in neural networks: The number and distribution of learning trials affect the rate of evolution. In R. Lippmann, J. E. Moody, & D. S. Touretzky (Eds.), *Proceedings of Neural Information Processing Systems - NIPS 3* (pp. 804–810). San Mateo, CA: Morgan Kaufmann.

Sznajder, B., Sabelis, M.W. & Egas, M. (2012). How adaptive learning affects evolution: Reviewing theory on the Baldwin effect. *Evolutionary Biology*, 39, 301-310.