

The dimensionless age of the Universe: a riddle for our time

Arturo Avelino¹ and Robert P. Kirshner^{1,2}
 aavelino@cfa.harvard.edu

ABSTRACT

We present the interesting coincidence of cosmology and astrophysics that points toward a dimensionless age of the universe $H_0 t_0$ that is close to one. Despite cosmic deceleration for 9 Gyr and acceleration since then, we find $H_0 t_0 = 0.96 \pm 0.01$ for the Λ CDM model that fits SN Ia data from Pan-STARRS, CMB power spectra, and baryon acoustic oscillations. Similarly, astrophysical measures of stellar ages and the Hubble constant derived from redshifts and distances point to $H_0 t \sim 1.0 \pm 0.1$. The wide range of possible values for $H_0 t_0$ realized during comoving evolution means that we live at what appears to be a special time. This “synchronicity problem” is not precisely the same as the usual *coincidence problem* because there are combinations of Ω_M and Ω_Λ for which the usual coincidence problem holds but for which $H_0 t_0$ is not close to 1.

Subject headings: cosmology: cosmological parameters — cosmology: theory — cosmology: miscellaneous

1. Introduction

In the years just before the discovery of cosmic acceleration, it was hard to reconcile the age of the Universe with the ages of stars. The cosmic expansion time implied by a Hubble Constant H_0 of about $70 \text{ km s}^{-1} \text{ Mpc}^{-1}$ or more (Riess et al. 1996; Freedman et al. 1994; Schmidt et al. 1994) and the theoretically favored spatially flat cosmological model with $\Omega_M = 1$, was 9 Gyr. The ages of the oldest stars were estimated to be greater than 12 Gyr (Chaboyer et al. 1996a,b). You should not be older than your mother, and the objects in the Universe should not be older than the time from the Big Bang. The discovery of cosmic acceleration solved this riddle: with a cosmological constant of the amount required by the supernova observations, $\Omega_\Lambda \sim 0.7$ (Riess et al. 1998; Perlmutter et al. 1999), the age of the Universe implied by a Hubble constant near $70 \text{ km s}^{-1} \text{ Mpc}^{-1}$ was about 14 Gyr, in good accord with the ages inferred from stellar evolution in globular clusters (Carretta et al. 2000).

But the new results posed their own conundrum. Despite a Universe that was decelerating for its first 9 Gyr, then shifting through cosmic jerk to acceleration for the past 5 Gyr, the present value of the dimensionless age, $H_0 t_0$ was constrained by supernova distances to lie eerily close to 1 (for instance, to $H_0 t_0 = 0.96 \pm 0.04$ as estimated by Tonry et al. (2003)). This is strange because, as we show in section 2 of this paper, over the span of cosmic time, the dimensionless age of the Universe can take on a wide range of values. It appears that we are living today at a privileged time when the dimensionless age, at least for a Λ CDM Universe, is very close to one.

This problem of the dimensionless age is similar to, but not identical with the well-known puzzle of the *coincidence problem*, in which Ω_M and Ω_Λ are nearly equal now, though they were not in the past and will not be in the future of a Λ CDM universe. It is different because, as we show below, it is possible to have combinations of Ω_M and Ω_Λ for which the coincidence problem persists but where $H_0 t_0$ departs from 1.

Another curious feature of the Λ CDM model is the possibility that the cosmological constant might actually be the quantum vacuum energy of gravity (Weinberg 1989; Carroll et al. 1992). This

¹Harvard-Smithsonian Center for Astrophysics, 60 Garden Street, Cambridge, Massachusetts, 02138, USA

²Gordon and Betty Moore Foundation, 1661 Page Mill Road, Palo Alto, CA 94304

idea is attractive because the equation of state of the cosmological constant corresponds to a fluid with negative pressure in just the same way as the equation of state for the vacuum energy in particle physics. However, there is a large discrepancy (10^{120}) between the value of the energy density from cosmological observations and the value of the vacuum energy from quantum theory (Carroll 2001). This is the cosmological constant problem for which solutions have been sought with anthropic arguments (see for instance Weinberg (2000) and references therein) and by appeal to a vast landscape of possible universes in a multiverse (for instance Kragh (2009)).

The physical nature of the cosmological constant remains obscure. Einstein introduced the cosmological constant at a time when common wisdom held that the Universe was the Milky Way. He said, “*That term is necessary only for the purpose of making a quasi-static distribution of matter, as required by the fact of the small velocities of the stars.*” (Einstein 1917). The subsequent discovery of the large universe of galaxies and its cosmic expansion led to his decision, with de Sitter, to leave the cosmological constant out of future cosmological work (Einstein & de Sitter 1932).

Because there is no underlying physical theory, the Λ CDM model does not provide any information on the nature of Λ . Even if future observations constrain dark energy to have the equation-of-state of the cosmological constant ($w = -1$) to arbitrary precision, we will still need to understand it.

Section 2 of this paper defines the dimensionless age of the Universe and works out its variation over time in Λ CDM cosmologies. Section 3 presents the evidence that the current best value for the dimensionless age is close to 1. Section 4 compares astrophysical constraints on the age of objects in the universe with results inferred from the expansion history. Section 5 presents our conclusions.

2. The time coincidence problem in Λ CDM model

The age of the Universe, t , is the time elapsed since the Big Bang when the scale factor was $a = 0$. Its expression in terms of the scale factor can be easily found from the definition of the Hubble

parameter $H(a) \equiv \dot{a}/a$:

$$H(a) = \frac{1}{a} \frac{da}{dt} \Rightarrow t(a) = \int_0^a \frac{da'}{a' H(a')}, \quad (1)$$

where we have assumed $t(a = 0) = 0$. To calculate the *present* age of the Universe, t_0 , we have to compute the integral (1) in the interval¹ $a = (0, 1]$.

For the base Λ CDM model, we have that the Hubble parameter has the form

$$H^2(a) = H_0^2 \left(\frac{\Omega_M}{a^3} + \Omega_\Lambda + \frac{\Omega_r}{a^4} + \frac{\Omega_k}{a^2} \right), \quad (2)$$

where Ω_M , Ω_Λ , Ω_r and Ω_k are the matter (baryon and cold dark matter), cosmological constant, radiation and curvature components. Using Eq. (2) we can express Eq. (1) as

$$H_0 t(a) = \int_0^a \frac{da'}{a' \sqrt{\Omega_M/a'^3 + \Omega_\Lambda + \Omega_r/a'^4 + \Omega_k/a'^2}}, \quad (3)$$

where $H_0 t(a)$ is the *dimensionless age* of the Universe.

From Eq. (3), if the density of all the components of the Universe are known, then $H_0 t_0$ is known too. Conversely, if t_0 and H_0 are measured independently, then we obtain a measurement of the combination of the cosmological parameters.

For the simple case of a spatially-flat Universe composed of matter alone at late times, equation (3) would be

$$H_0 t(a) = \frac{2a^{3/2}}{3\sqrt{\Omega_M}}. \quad (4)$$

From Eq. (4), for the values of $\Omega_M = 1$, $a = 1$ and $H_0 = 72 \text{ km s}^{-1} \text{ Mpc}^{-1}$, the present age of the Universe would be $t_0 = 9.05 \text{ Gyr}$.

On the other hand, the very early Universe was dominated by radiation. At that time the Hubble parameter can be simply expressed as $H(a) = H_0 \sqrt{\Omega_r}/a^2$, and then $H_0 t(a)$ given in equation (3) becomes

$$H_0 t(a \rightarrow 0) = \frac{1}{\sqrt{\Omega_r}} \int_0^{a \rightarrow 0} a' da', \quad (5)$$

$$\Rightarrow H_0 t(a \rightarrow 0) \rightarrow 0. \quad (6)$$

¹For $a = 0$ the Eq. (1) is singular, so the lower limit of the integration is $a > 0$.

Also, as the Universe evolves to a dark energy-dominated epoch ($a \rightarrow \infty$), the Hubble parameter becomes $H(a) = H_0\sqrt{\Omega_\Lambda}$, and then equation (3) yields

$$H_0t(a \rightarrow \infty) = \frac{1}{\sqrt{\Omega_\Lambda}} \int_0^\infty \frac{da'}{a'}, \quad (7)$$

$$\Rightarrow H_0t(a \rightarrow \infty) \rightarrow \infty. \quad (8)$$

So, during the evolution of a physically reasonable universe, the range of dimensionless ages corresponds to $0 < H_0t(a) < \infty$.

At the present time ($a = 1$) the value of $H_0t_0 \equiv H_0t(a = 1)$ is fixed by the present matter-energy content in the Universe, i.e., for different values of $(\Omega_M, \Omega_\Lambda, \Omega_r, \Omega_k)$ we obtain different histories for the evolution of $H_0t(a)$, and different present values for H_0t_0 .

Given that the current CMB data constrain Ω_k to be near zero and that $\Omega_r \ll 1$ today, a good approximation for Eq. (3) evaluated at the present time is

$$H_0t_0 = \int_0^1 \frac{da}{a\sqrt{\Omega_M/a^3 + (1 - \Omega_M)}}, \quad (9)$$

where we can see that $H_0t_0 = H_0t_0(\Omega_M)$. When $\Omega_M \rightarrow 0$ then

$$H_0t_0(\Omega_M \rightarrow 0) = \int_0^1 \frac{da}{a} = \infty. \quad (10)$$

And when $\Omega_M \rightarrow 1$ then

$$H_0t_0(\Omega_M \rightarrow 1) = \int_0^1 \sqrt{a} da = \frac{2}{3}. \quad (11)$$

So, the *present* dimensionless age of the Universe can have values in the range $2/3 < H_0t_0 < \infty$, depending on the magnitudes of the cosmological parameters.

Despite this very large range for the value of H_0t_0 and the very large range for $H_0t(a)$ along the whole evolution of the Universe ($0 < H_0t(a) < \infty$), it turns out that $H_0t_0 \sim 1$, according to the Λ CDM model combined with the current cosmological observations.

Figures 1 and 2 show the evolution of $H_0t(a)$ defined in equation (3). We can read these figures as follows: at the fixed value $a = 1$ (vertical dashed line), from a theoretical point of view (i.e.,

before considering the cosmological observations), and for any given physical values of the cosmological parameters of Λ CDM in a wide range, the present value of $H_0t_0 = H_0t(a = 1)$ can have a broad range of positive values located at any part on the line $a = 1$ in the interval $2/3 < H_0t_0 < \infty$. However, when the observations are used to constrain the cosmological parameters in Λ CDM, it happens that the *present* value of the dimensionless age is very close to $H_0t_0 = 1.0$ (see the intersection of the red curve with the line $a = 1$ in Fig. 1).

For a wide range of values of the cosmological parameters, there is some value a_* where H_0t_0 is 1. In Fig. 1, that is the place where the black solid line crosses the green band. The actual cosmological parameters combined with Λ CDM indicates that time is today, when $a_* = 1$. We call this coincidence “the synchronicity problem”.

The identity $H_0t_0 = 1$ is equivalent to saying that the age of the Universe is exactly equal to the *Hubble time*, that corresponds to a Universe expanding at the same rate always since the Big Bang, i.e., $\dot{a} = \text{constant}$. Given that $H(a) \equiv \dot{a}/a$ then $H(a = 1) = \text{constant}/1 = H_0$, thus

$$\dot{a} = H_0 \quad (12)$$

Thus, if the Universe were expanding at the constant rate H_0 since its beginning, then its age would be $1/H_0$.

In this scenario, the dimensionless age evolves as

$$H_0t(a) = a \quad (13)$$

Figures 1 and 2 show this scenario with a black dashed line.

So, the fact that the dimensionless age is close to one today implies that the early decelerated expansion epoch of the Universe is compensated by the late time accelerated phase so that the total expansion *today* is almost exactly as if the Universe were expanding at the *same* expansion rate $\dot{a} = \text{constant}$ since the Big Bang. Is this a “coincidence”?

This coincidence only happens today: for any other time in the past or future the age of the Universe at that time will not be so similar. We discuss these ideas further and compare with astrophysical observations at the end of section 4.

Figures 1 and 2 shows how the red line (the actual expansion evolution of the Universe) and black dashed line (a Universe expanding at constant rate) intercept or are very close each other *today* compared with the past or future evolution of the Universe, i.e., the actual age of the Universe is very close to the Hubble time.

On the other hand, a known cosmological model that predicts a present value of the dimensionless age equal to one corresponds to the *Milne model* (Milne 1935), composed of an empty Universe (zero matter-energy density) with a spatially negative curvature $\Omega_k = 1$. From Eq. (3), we can see that for this model the present dimensionless age corresponds to

$$H_0 t_0 = \int_0^1 \frac{da'}{a' \sqrt{\Omega_k/a'^2}} = 1. \quad (14)$$

However, the Milne model is clearly ruled out by the current cosmological observations.

We can also visualize this ‘time coincidence’ by plotting the integrand of Eq. (3),

$$F(a) \equiv \frac{1}{a \sqrt{\Omega_M/a^3 + \Omega_\Lambda + \Omega_r/a^4 + \Omega_k/a^2}}. \quad (15)$$

For the case of a Universe expanding always at the same rate since the Big Bang then Eq. (15) simply becomes $F(a) = 1$.

In Fig. 3, the fact that $H_0 t_0 \sim 1$ means that the area under the curve of $F(a)$ in the interval $0 < a < 1$ is about 1 (area below the red curve and black horizontal line), despite the fact that this area might have any other value (as shown by the other colored curves), before considering the observations.

3. Observational evidence of $H_0 t_0 \approx 1$ in Λ CDM

To illustrate how $H_0 t_0 \sim 1$ according to the cosmological observations we use the type Ia supernova (SN) sample of PanSTARRS (Rest et al. 2013) (hereinafter PS1), combined with the baryon acoustic oscillations (BAO) and the cosmic microwave background radiation (CMB) data, to constrain the free parameters of the Λ CDM model and then compute the probability density function (PDF) of $H_0 t_0$.

We use also the values for the cosmological parameters reported by Planck Collaboration (2015)

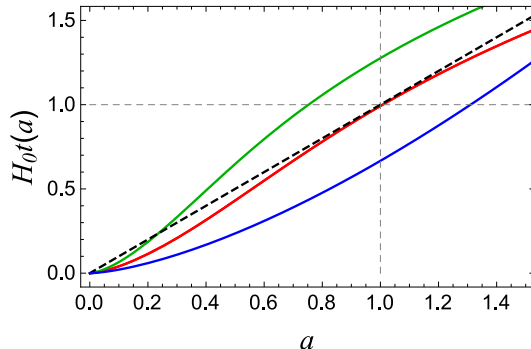


Fig. 1.— (color online) Evolution of $H_0 t(a)$ as a function of the scale factor a . The red line corresponds to the values of $(\Omega_M = 0.27, \Omega_\Lambda = 0.73, w = -1)$, while the blue and green solid lines to the arbitrary values of $(1, 0, -1)$ and $(0.1, 0.9, -1)$ respectively to illustrate the differences produced by the cosmological parameters. The black line corresponds to a constant value of \dot{a} . In that case the age of the Universe is always equal to the Hubble time: $H_0 t = 1$.

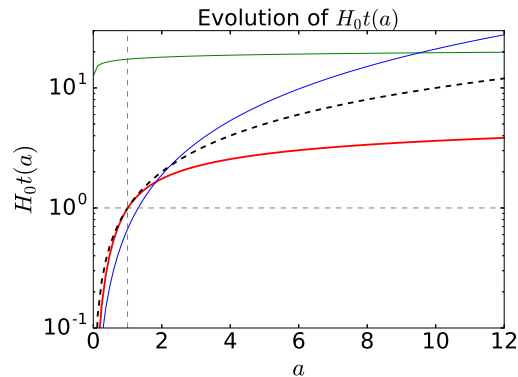


Fig. 2.— (color online) Evolution of $H_0 t(a)$ as a function of the scale factor a in log scale. In this plot the green line corresponds to the arbitrary values of $(\approx 0, 1, -1)$.

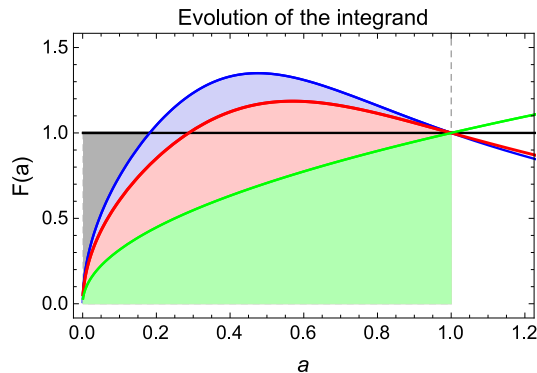


Fig. 3.— (color online) Evolution of the function $F(a)$ defined in equation (15), that corresponds to the integrand of the Eq. (3). The red line corresponds to the values of $(\Omega_M = 0.27, \Omega_\Lambda = 0.73, w = -1)$, while the blue and green lines correspond to the arbitrary values of $(0.18, 0.84, -1)$, $(0.4, 0.6, -1)$ respectively, to illustrate the differences between some models. The area under these curves in the interval $0 < a < 1$ gives the value of $H_0 t_0$. For the red curve the area is equal to 1. Notice that for different values of the cosmological parameters, the area under $F(a)$ can be very different. The black line corresponds to $F(a) = 1$, a universe that expands with constant \dot{a} . The Synchronicity problem depicted graphically is that the gray area and the red are very nearly equal.

that combines the CMB data with BAO and the Joint Light-curve Analysis (JLA) SN Ia compilation by Betoule et al. (2014). The MCMC Markov chains reported by Planck Collaboration (2015) that we used in this work are publicly available at <http://pla.esac.esa.int/pla/#cosmology>

Table 1 shows the best estimated values for $(\Omega_M, \Omega_\Lambda)$, using these different SN compilations and implementations of the BAO and CMB data.

Fig. 4 shows the constraints on $(\Omega_M, \Omega_\Lambda)$ parameter space from the combined PS1, BAO and CMB data sets (blue narrow contours). The black lines correspond to different values of $H_0 t_0$ computed using equation (3). We can see how the confidence regions from the joint SN+BAO+CMB data are close to the $H_0 t_0 = 1$ line. We notice also that the contours of constraints from supernovae alone select values of $H_0 t_0$ more stringently than either the BAO or the CMB constraints taken alone.

Fig. 5 shows the PDF of $H_0 t_0$ computed from the Markov chain Monte Carlo (MCMC) sampling of the Λ CDM model and equation (3) (see appendix A for details.) The red curve corresponds to a Gaussian PDF with mean = 0.96 and standard deviation = 0.01 (see Table 1). The vertical dashed lines correspond to 16%, 50% (the median) and 84% percentiles.

Extension of Λ CDM

Now we investigate the prediction for the value of $H_0 t_0$ given by the one-parameter extension to the Λ CDM model: allowing for an arbitrary value of the constant equation-of-state parameter (EoS) w for the dark energy component, in a spatially flat Universe, and labeled as w -CDM.

To compute this case we use the following expression

$$H_0 t_0 = \int_0^1 \frac{da'}{a' \sqrt{\Omega_M/a'^3 + \Omega_X/a'^{3(1+w)} + \Omega_r/a'^4}}, \quad (16)$$

where Ω_X is the dark energy component. As usual, we have also the Friedman constraint given as $\Omega_M + \Omega_X + \Omega_r = 1$.

Table 1 shows the best estimated values for $(\Omega_M, \Omega_\Lambda, w)$ and the implied value for $H_0 t_0$ from the Eq. (16), using the different combinations of SN+CMB+BAO data.

Best estimated parameters and $H_0 t_0$ from Λ CDM and extensions				
Pan-STARRS1+CMB+BAO				
Label	Ω_M	Ω_Λ	w	$H_0 t_0$
Λ CDM	$0.30^{+0.011}_{-0.010}$	$0.69^{+0.015}_{-0.016}$	-1^*	0.957 ± 0.011
flat Λ CDM	$0.28^{+0.008}_{-0.008}$	$^a 0.72^{+0.008}_{-0.008}$	-1^*	0.954 ± 0.007
w -CDM	$0.28^{+0.017}_{-0.016}$	$^a 0.72^{+0.017}_{-0.016}$	$-1.13^{+0.071}_{-0.074}$	1.001 ± 0.027
JLA + CMB + BAO				
Label	Ω_M	Ω_Λ	w	$H_0 t_0$
Λ CDM	0.31 ± 0.006	0.69 ± 0.006	-1^*	0.955 ± 0.005
flat Λ CDM	0.312 ± 0.009	$^a 0.688 \pm 0.009$	-1^*	0.953 ± 0.007
w -CDM	0.306 ± 0.009	$^a 0.694 \pm 0.009$	-1.029 ± 0.04	0.963 ± 0.013

Table 1: Best estimated values of the cosmological parameters from the SN + CMB + BAO and the inferred best estimate for $H_0 t_0$. The best estimated values from JLA+CMB+BAO were computed from the MCMC chains reported by Planck Collaboration (2015) (see appendix). All the uncertainties in the table correspond to the 68.3% confidence intervals. * Fixed values. ^a Implied value: $\Omega_\Lambda = 1 - \Omega_M - \Omega_k - \Omega_r$.

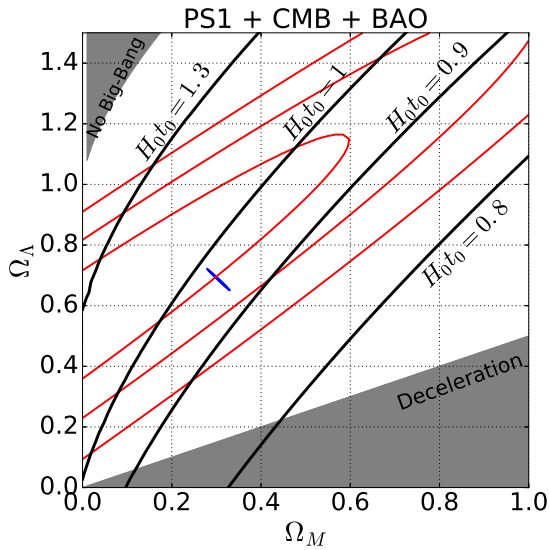


Fig. 4.— (color online) The 1σ and 2σ constraints on $(\Omega_M, \Omega_\Lambda)$ using the Pan-STARRS SN (red), CMB (dashed blue) and BAO (solid blue) data sets. The black small contours correspond to the constraints from the combined PS1+CMB+BAO data. The marginalized best estimates are given in the first rows of table 1. The black lines show different values for $H_0 t_0$. We notice that the contours of constraints from supernovae alone select values of $H_0 t_0$ more stringently than either the BAO or the CMB constraints taken alone.

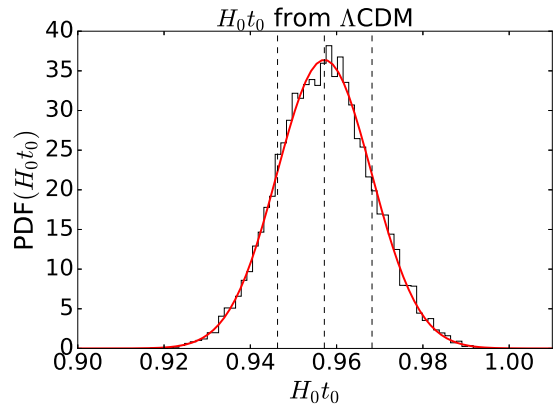


Fig. 5.— Estimation of the probability density function (PDF) of $H_0 t_0$ (solid red curve) computed from the Markov chains of the MCMC sampling for Λ CDM using PS1+CMB+BAO data and equation (3). The vertical dashed lines correspond to 16%, 50% and 84% percentiles. We can see that the best estimated value of $H_0 t_0$ is around 1. See table 1 and appendix A.

Fig. 6 shows the constraints on the w -CDM model from PS1+CMB+BAO data (blue contours). And Fig. 7 shows the estimated PDF of H_0t_0 computed from Eq. (16) and the MCMC Markov chains from PS1+CMB+BAO. We can see again that the best estimate for H_0t_0 lies around 1. The red curve corresponds to a Gaussian PDF with mean =1.001 and standard deviation = 0.03 (see Table 1).

Figure 8 shows the PDF for H_0t_0 from Λ CDM and its extension, computed from JLA+CMB+BAO data. Table 1 summarizes the best estimated values for H_0t_0 . We find that for all the combinations of data sets and models, the best estimates for the dimensionless age are close to 1. Notice that in this case the constraints on H_0t_0 indicate that its value is not *exactly* one, but has a most likely value that is just 5% lower.

Our point in this paper is that the observations indicate that H_0t_0 is very close to one compared with the past and future of the evolution history of the Universe, but not necessary exactly one (it would mean an even worst synchronicity problem).

4. Astrophysical constraints on H_0t_0

As we have shown, the information from cosmological constraints, especially from supernovae, places tight constraints on the present value of H_0t , which is close to 1. Another way to proceed is to measure H_0 , not from a cosmological model but from the observed Hubble expansion rate and t_0 from astrophysical understanding of the oldest objects in the Universe, obtaining a lower bound to its age. This is a cosmological-model independent way to determine the dimensionless age of the Universe. In the 1980s, this approach showed that there was something missing from the prevailing $\Omega_M = 1$ cosmological model, for which H_0t_0 was $\frac{2}{3}$, while the measured rate of Hubble expansion and the ages of stars in the oldest globular clusters pointed toward a significantly larger value for H_0t_0 .

We denote as H_{astro} and t_{astro} the Hubble constant and age of the Universe measured from astrophysical objects instead of a cosmological model. The expansion age $t_H \equiv H_0t_0/H_{\text{astro}}$ can be compared with the bounds on the age t_{astro} . To put this in units with dimensions, we note that a Hubble constant of $H_{\text{astro}} = 73.03 \pm 1.79 \text{ km s}^{-1} \text{ Mpc}^{-1}$

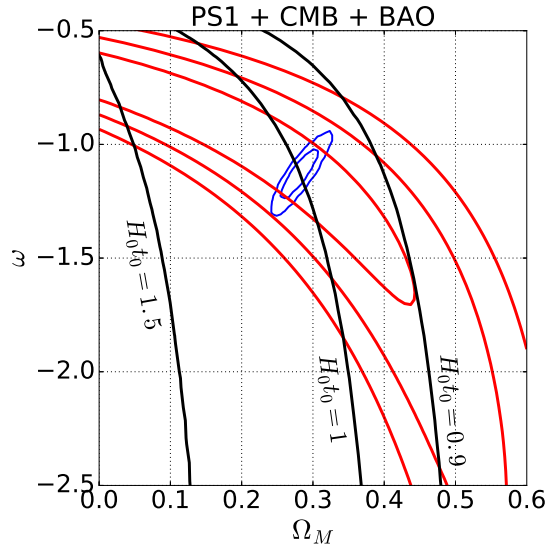


Fig. 6.— The 1σ and 2σ constraints on (Ω_M, w) using the PS1 + CMB + BAO data. See table 1. The black lines show different values for H_0t_0 .

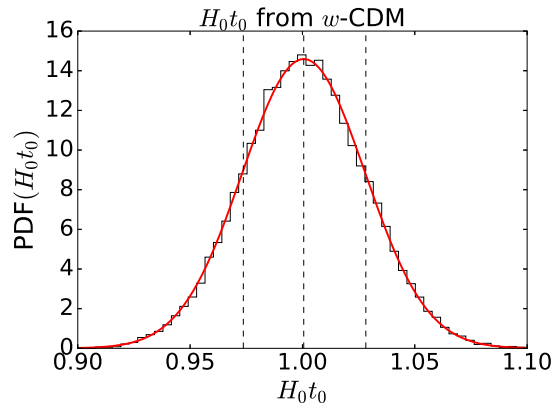


Fig. 7.— Estimation of the PDF of H_0t_0 computed from the Markov chains of the MCMC sampling for w -CDM using PS1+CMB+BAO data and Eq. (16). The vertical dashed lines correspond to 16%, 50% and 84% percentiles. We observe again that the best estimated value of H_0t_0 is around 1.

measured from the distances to the host galaxies of SN Ia using Cepheids (Riess et al. 2016) corresponds to an expansion age of $t_H = 13.39$ Gyr when $H_0 t_0 = 1$. The value of H_{astro} estimated by Riess et al. corresponds to the direct measurement of the Hubble constant in our local Universe by measuring the local velocity field.

Astrophysical estimates for the ages of objects in the Universe depend on a long train of inference and it is difficult to assess the systematic uncertainties. They include nuclear chronometers, the white dwarf cooling sequence, the shape of Hertzsprung-Russell diagrams for globular clusters, and stellar ages inferred for individual stars of exceptionally low metal abundance in the halo of the Milky Way. The ratios of long-lived isotopes like Thorium or Uranium with well-determined half-lives are conceptually appealing chronometers, and those elements have been observed in some stars, with ages originally inferred to be in the range 11-15 Gyr (see for instance Hill et al. (2002); Frebel et al. (2007)), however uncertainties in the production ratios weaken the constraints on age (Valls-Gabaud 2014), so it is hard to use this approach to confront the cosmological question.

Simulations suggest that the halo population formed probably 0.2-0.3 Gyr after the Big Bang (Ritter et al. 2012; Safrank et al. 2014) and, since globular clusters belong to that population, they have been used to help bound the cosmic age by fitting theoretical isochrones to the observed color-magnitude diagram.

Higher precision is claimed for subgiant field stars with extremely low heavy element abundance that are found in the Milky Way halo. The paucity of heavy elements implies these are old stars that formed before much enrichment of the Galaxy's halo had taken place. Subgiant stars are on their way from the main sequence to the red giant branch of the color-magnitude diagram, and this is the region where the luminosity of a star of a given color depends most strongly on the age, providing the best leverage for interpreting the observations. The difficulty is that comparing the theoretical luminosity with the observed magnitude demands an accurate distance and only a few suitable stars are close enough to the Sun to have good parallax measurements. For these bright nearby stars, high-resolution spectra can be obtained to help provide accurate chemical abun-

dances and constraints on interstellar reddening that improve the age estimate.

A recent study using the Fine Guidance Sensors on the Hubble Space Telescope to determine the parallax gives ages and the uncertainty due to the parallax for 3 of these stars: HD 84937, HD 132475, and HD 140238 of 12.08 ± 0.14 Gyr, 12.56 ± 0.46 Gyr and 14.27 ± 0.38 Gyr respectively (VandenBerg et al. 2014). They also estimate that the uncertainty from other sources has an effect of about ± 0.8 Gyr. If they have correctly gauged the errors, this is beginning to be interesting. Since we can expect the GAIA space mission to produce high-precision parallax measurements for these and other halo subgiants, a confrontation between astrophysical ages and cosmological ones may evolve into a useful tool for cosmology. Just as adopting H_0 as a prior in a cosmological analysis can have a substantial effect on the overall inference (see for instance Planck Collaboration (2015)) establishing a well-determined age for the universe could be used to constrain the best model.

Cosmology is based on gravity as formulated in general relativity: but the ages of stars depend on the strong, weak, and electromagnetic forces acting to produce nuclear burning following the laws of quantum mechanics. Because general relativity and quantum mechanics are separate theories, it is quite amazing that they converge on the same age for the Universe.

We use the age of the stars HD 84937, HD 132475, and HD 140238 to compute the corresponding lower limit on the dimensionless age of the Universe from astrophysical objects and find out how close are those values of one, and also to compare with the cosmological predictions shown on table 1.

Table 2 shows the results assuming $H_{\text{astro}} = 73.03 \pm 1.79 \text{ km s}^{-1} \text{ Mpc}^{-1}$. We find that in all cases the best estimated values for $H_{\text{astro}} \times t_{\text{astro}}$ are around one but with more dispersion and larger uncertainties than the cosmological model estimations. Figure 9 illustrates the cosmological and astrophysical estimates of the dimensionless age.

5. Conclusions

When the dimensionless age of the Universe, $H_0 t_0$, is calculated using the Λ CDM model and

Ages of oldest stars

Star	t_{astro} (Gyr)	Ref.	$H_{\text{astro}} \times t_{\text{astro}}$
HD 140283	14.00 ± 0.7	(Creevey et al. 2015)	1.05 ± 0.06
HD 84937	12.38 ± 0.8	(VandenBerg et al. 2014)	0.92 ± 0.06
HD 132475	12.86 ± 0.8	(VandenBerg et al. 2014)	0.96 ± 0.06
HD 140283	14.57 ± 0.8	(VandenBerg et al. 2014)	1.09 ± 0.07
HD 140283	14.76 ± 0.3	(Bond et al. 2013)	1.10 ± 0.04

Table 2: Constraints on the age of the Universe from astrophysical objects. The first and second columns show the name of some of the best known oldest stars and the estimation of the age of the Universe based on these stars. We have added 0.3 Gyr to the reported age of each star to account for the time elapsed between the Big Bang to the formation of the first stars in the Universe (Ritter et al. 2012; Safranek et al. 2014). The 4th column shows the dimensionless age $H_{\text{astro}} \times t_{\text{astro}}$ assuming the value of $H_{\text{astro}} = 73.03 \pm 1.79 \text{ km s}^{-1}\text{Mpc}^{-1}$. Uncertainties are the 68.3% confidence intervals.

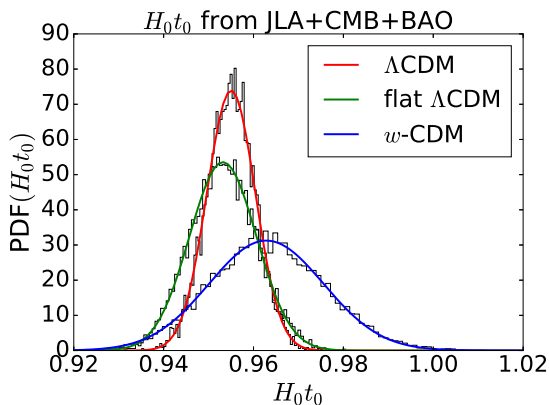


Fig. 8.— Probability density function (PDF) of $H_0 t_0$ computed from Λ CDM and extension. The plots correspond to the use of JLA+CMB+BAO datasets to compute the PDF of $H_0 t_0$. See Table 1 for the mean and standard deviations of $H_0 t_0$ obtained from these PDFs.

the corresponding best estimated values for its cosmological parameters computed from the observations, it turns out that $H_0 t_0$ is close to 1 at the *present* time. It means that the current age of the Universe is very close to the Hubble time $1/H_0$.

In other words, along the evolution of the Universe the dimensionless age had and will have values in the very wide range $0 < H_0 t(a) < \infty$, however, it appears that we are living *today* in a very “special” time when $H_0 t_0 \sim 1$ according to the Λ CDM model and the current cosmological observations, even when the possible range of the *present* values of the dimensionless is also as large as $2/3 < H_0 t_0 < \infty$. We call this the “synchronicity problem” of the age of the Universe.

This synchronicity problem means that the decelerated expansion epoch of the early Universe is compensated with the late time accelerated epoch such that the total expansion today is similar to the case if the Universe were expanding at the same expansion rate since the Big Bang. Even more, this “coincidence” only happens *today*. For any other time in the past or future, the age of the Universe will not be so nearly the Hubble time as it is today.

This problem is related to the well-known coincidence problem, but it is not identical. There can be combinations of Ω_M and Ω_Λ for which the coincidence problem holds, but for which $H_0 t_0$ is not close to one. For instance, consider the hypothetical case where the matter-energy content of the Universe were $\Omega_M = 0.15$ and $\Omega_\Lambda = 1$. Here $\Omega_M \sim \Omega_\Lambda$, but $H_0 t_0 = 1.3$ is not so close to 1.0 as in the case of the concordance values of

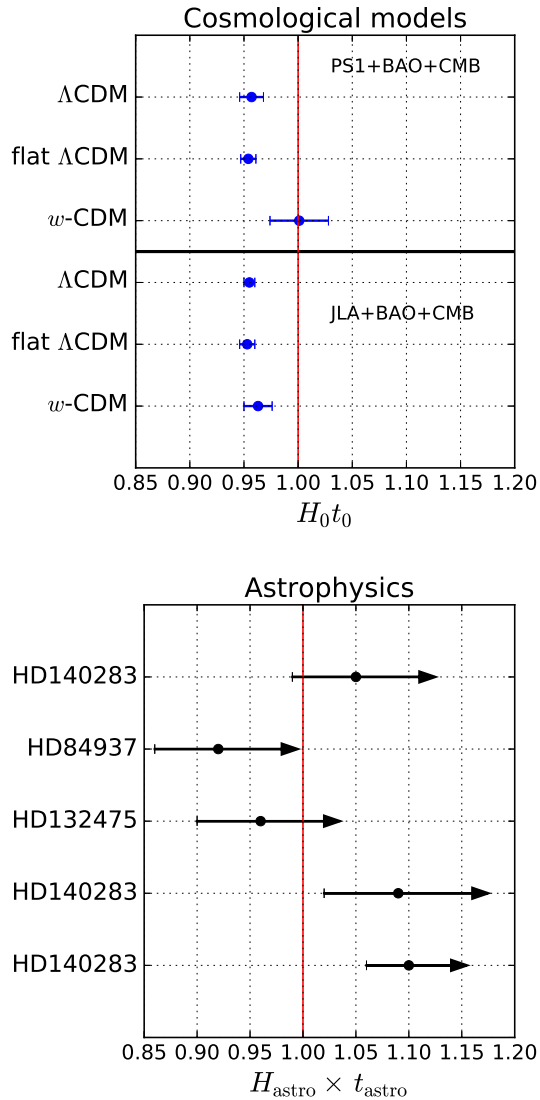


Fig. 9.— Comparison of constraints on the dimensionless age from cosmological models and astrophysical objects in the upper and lower panels respectively. The blue intervals in the upper panel correspond to the 1σ estimation of $H_0 t_0$ shown in column 5 of table 1. And the black arrows in the lower panel correspond to the 1σ intervals shown in column 4 of table 2, they are the estimation of the age of the Universe from astrophysical objects. We use arrows instead of bars to emphasize that the upper constraint of the age is unbounded.

$(\Omega_M, \Omega_\Lambda, w)$. From a perspective independent of cosmological models; if the value of the Hubble constant were very different from $\sim 70 \text{ km s}^{-1} \text{ Mpc}^{-1}$ then the current age of the Universe would be very different from the Hubble time.

We considered the latest type Ia SN samples, Pan-STARRS and JLA, combined with the anisotropies of the CMB and the baryonic acoustic oscillations, in order to infer the value of $H_0 t_0$ from ΛCDM and extensions. We found that in all the cosmological models and combinations of data sets $H_0 t_0 \sim 1$.

We investigate the predictions about the dimensionless age from astrophysical objects. These inferences are independent of cosmological models. We found again that $H_{\text{astro}} \times t_{\text{astro}} \sim 1$ in all the cases, though the constraints are less tight than the ΛCDM constraints.

The reason why $H_0 t_0 \sim 1$ remains unclear: it might be a meaningless coincidence or it might be a clue to something missing from our present understanding.

Finally, as Riess et al. (2016) suggest, based on the difference between the value of H_0 they measure and the value that makes the distance to the last scattering surface fit the CMB power spectrum there could be something missing from the ΛCDM cosmological model. An extra relativistic particle like a sterile neutrino or a time-variable dark energy with w not equal to 1 are possibilities that could modify the expansion history of the Universe. When we have more secure ages for the stars, we will be able to test these ideas against the evidence in another way using the age of the universe.

6. Acknowledgments

The authors thank to Adam Riess, Daniel Eisenstein, Eric Linder, Kaisey Mandel, Andrew Friedman and Raul Jimenez for very useful discussions and suggestions to improve this work. Supernova cosmology at the Harvard College Observatory is supported by National Science Foundation grants AST-156854 and AST-1211196. A.A. acknowledges also, the Instituto Avanzado de Cosmología de Mexico, and the Mexico-Harvard Fellowship sponsored by Fundación México en Harvard and CONACyT. We acknowledge the use of *emcee* (Foreman-Mackey et al. 2013).

A. Determination of H_0t_0 from the MCMC Markov chains

We determine the PDF for H_0t_0 by using the MCMC Markov chains computed to estimate the cosmological parameters combined with Eqs. (3) and (16). Figure 10 shows the MCMC Markov chains used to constrain Λ CDM from the PS1+CMB+BAO (left panel) and JLA+CMB+BAO (right) datasets. So for instance, for every step in the chain shown in the left panel of Fig. 10 we insert the values of the cosmological parameters of that step in Eq. (3) obtaining a single value of H_0t_0 . Then repeating this procedure for the full chain we obtain the histogram for H_0t_0 shown in black in Fig. 5. A similar procedure was used to determine the PDF of H_0t_0 from the flat Λ CDM and w -CDM models. With this procedure the full covariance among the cosmological parameters is taken into account to determine H_0t_0 . We find that the PDFs of H_0t_0 have a Gaussian profile. Column 5 of Table 1 shows the mean and the standard deviation of each PDF of H_0t_0 .

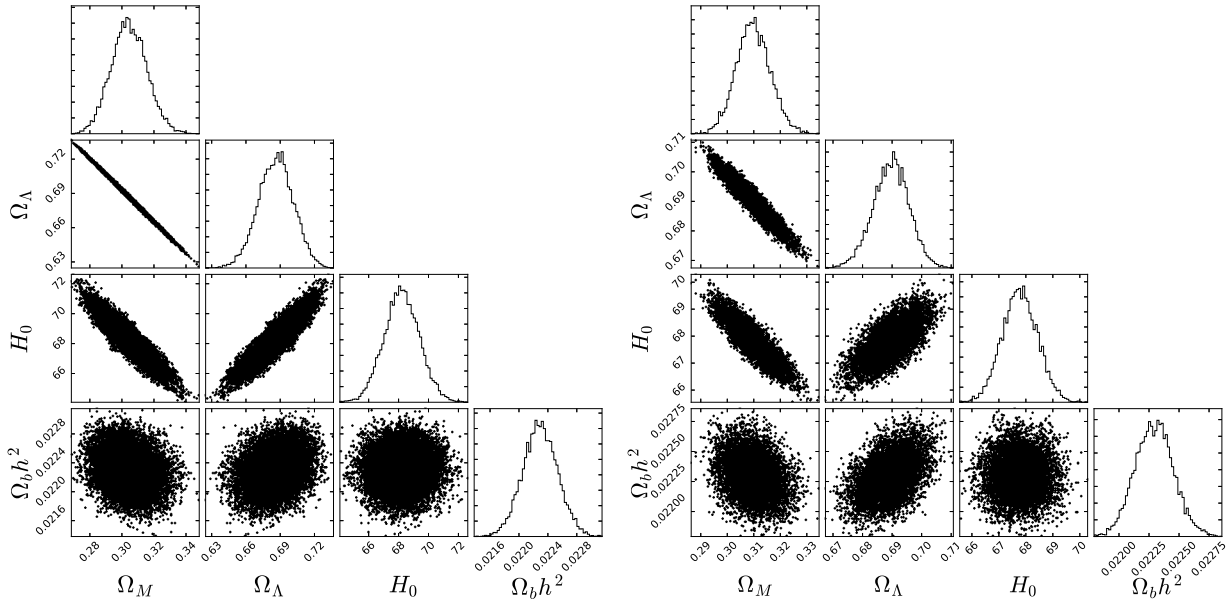


Fig. 10.— MCMC Markov chains used to compute the PDF of $H_0 t_0$ from Λ CDM. Left and right panels shows the Markov chains computed using PS1+CMB+BAO and JLA+CMB+BAO datasets respectively. For PS1+CMB+BAO we computed the Markov chains and for JLA+CMB+BAO we used those already computed by Planck Collaboration (2015) and available at <http://pla.esac.esa.int/pla/#cosmology>.

REFERENCES

- Betoule, M., Kessler, R., Guy, J., et al. 2014, *Astron.Astrophys.*, 568, A22
- Bond. H., Nelan, E., VandenBerg, D. 2013, *The Astrophysical Journal Letters*, 765, 1, L12
- Carretta, E., Gratton, R., Clementini, G., Pecci, F. 2000, *The Astrophysical Journal*, 533, 1, 215
- Carroll, S., Press, W., Turner, E. 1992, *Annual Review of Astronomy and Astrophysics*, 30, 1
- Carroll, S. M. 2001, *Living Review Relativity*, 3, 1
- Chaboyer, B., Demarque, P., Kernan, P. J., Krauss, L. 1996a, *Science*, 271, 5251
- Chaboyer, B., Demarque, P., Kernan, P. J., Krauss, L., Sarajedini, A. 1996b, *Monthly Notices of the Royal Astronomical Society*, 283, 2
- Creevey, O. L., Thévenin, F., Berio, P. et al. 2015, *Astronomy and Astrophysics*, 575, A26
- Einstein, A. 1917, *Kosmologische Betrachtungen zur allgemeinen Relativitaetstheorie. Sitzungsberichte der Kniglich Preussischen Akademie der Wissenschaften Berlin. Part 1: 142?152.*
- Einstein A., de Sitter, W. 1932, in *Proceedings of the National Academy of Sciences of the United States of America*, On the Relation between the Expansion and the Mean Density of the Universe, 18(3)
- Eisenstein, D., Zehavi, I., Hogg, D. 2005, *The Astrophysical Journal*, 633, 560
- Foreman-Mackey, D., Hogg, D., Lang, D. 2013, *Publications of the Astronomical Society of the Pacific*, 125, 925
- Frebel, A., Christlieb, N., Norris, J. E., et al. 2007, *The Astrophysical Journal Letters*, 660, 2
- Freedman, W. L., Madore, B. F., Mould, J. R. et al 1994, *Nature*, 371, 757
- Hill, V., Plez, B., Cayrel, R., et al. 2002, *Astronomy and Astrophysics*, 387,2
- Kragh, H. 2009, *Annals of Science*, 66, 4
- Milne, E. 1935, *Relativity, Gravitation and World Structure*, Oxford University Press
- Perlmutter, S. et al. 1999, *Astrophys.J.*, 517, 565
- Planck Collaboration: Ade, P. A. R., Aghanim, N., Arnaud, M. et al. 2015, arXiv:1502.01589.
- Rest, A., Scolnic, D., Foley, R.J., 2013, astro-ph.CO:1310.3828
- Riess, A., Percival, W., Kirshner, R. 1996, *The Astrophysical Journal*, 473, 88
- Riess, A., et al. 1998, *Astron.J.*, 116, 1
- Riess, A., et al. 2016, arXiv:1604.01424.
- Ritter, J., S., Safranek-Shrader, C., Gnat, O., Milosavljevic, M., Bromm, V. 2012, *The Astrophysical Journal*, 761, 1
- Safranek-Shrader, C., Milosavljevic, M., Bromm, V. 2014, *Monthly Notices of the Royal Astronomical Society: Letters*, 440, 1
- Schmidt, B. P., Kirshner, R. P. Eastman, R. G. et al. 1994, *The Astrophysical Journal*, 432, 42
- Tonry, J., Schmidt, B. P., Barris, B., et al. 2003, *The Astrophysical Journal*, 594, 1
- Valls-Gabaud,D. 2014, *European Astronomical Society Publications Series*, 65, 5
- VandenBerg, D., Howard, E., Nelan, E., 2014, *The Astrophysical Journal*, 792, 2
- Weinberg, S. 1989, *Rev. Mod. Phys.*, 61, 1
- Weinberg, S. 2000, arXiv:astro-ph/0005265