

Topological Lifshitz transitions

G.E. Volovik^{1,2}

¹*Low Temperature Laboratory, Aalto University, P.O. Box 15100, FI-00076 Aalto, Finland*

²*Landau Institute for Theoretical Physics, acad. Semyonov av., 1a, 142432, Chernogolovka, Russia*

(Dated: December 9, 2024)

Different types of Lifshitz transitions are governed by topology in momentum space. They involve the topological transitions with the change of topology of Fermi surfaces, Weyl and Dirac points, nodal lines, and also the transitions between the fully gapped states.

PACS numbers:

I. INTRODUCTION

Originally the Lifshitz transitions were related to the electron transitions at $T = 0$ in metals, at which the topology of the Fermi surface of the metal changes abruptly. Fig. 1 demonstrates an example, when during the continuous change of the parameter of the system – the chemical potential μ in Eq.(1)

$$\epsilon_{\mathbf{p}} = \frac{p_x^2 + p_y^2 - p_z^2}{2m} - \mu, \quad (1)$$

the disruption of the Fermi surface occurs at $\mu = 0$.¹ Such discontinuity at Lifshitz transitions gives rise to anomalies in the electron characteristics of metals. In the other electronic materials, such the topological semimetals, topological insulators and topological superconductors, different types of the Lifshitz transitions take place.² They involve the other types of zeroes in the energy spectrum in addition to or instead of the Fermi surface, such as flat bands, Weyl and Dirac point nodes, Dirac nodal lines, zeroes in the spectrum of edge states, Majorana modes, etc.

Let us start with the Lifshitz transitions, which involve the dispersive (flat) band, where all the states within some region of the 3D or 2D momenta have zero energy. The flat bands may emerge in bulk due to interaction between electrons³⁻⁵ or on the surface of materials due to nontrivial topology of the electronic spectrum in bulk.⁶⁻⁹

II. FLAT BANDS NEAR THE CONVENTIONAL LIFSHITZ TRANSITION

We illustrate the formation of the flat band solution due to electron-electron interaction using the Landau energy functional in terms of the distribution function, $\mathcal{E}\{n(\mathbf{p})\}$. The variation of the functional gives the equation for $n_{\mathbf{p}}$

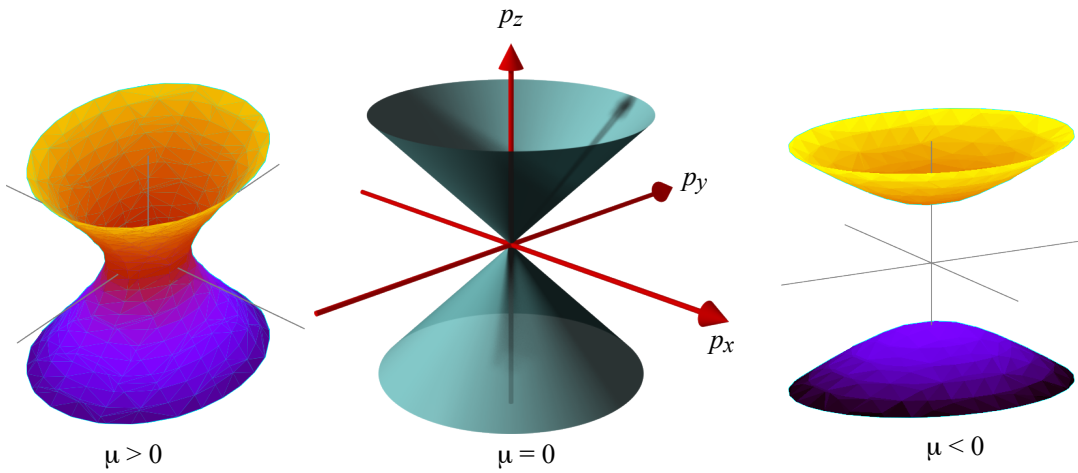


FIG. 1: Example of the topological transition with the change of the Fermi surface topology – disruption of the “neck” of a Fermi surface – presented in the Lifshitz paper.¹

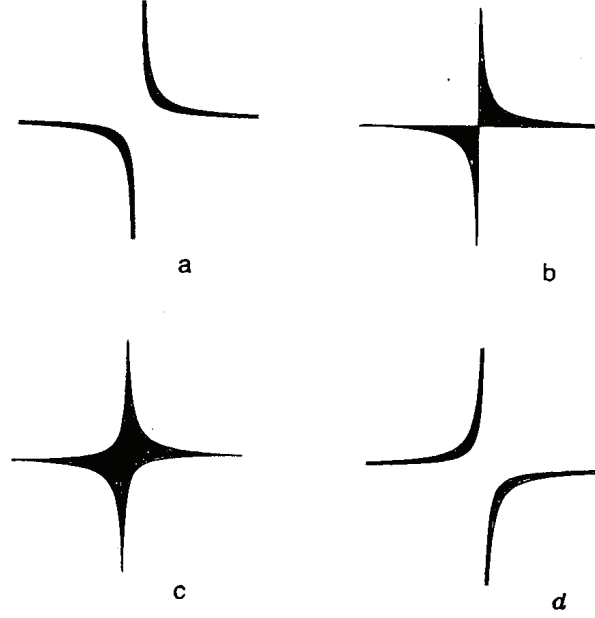


FIG. 2: Series of Lifshitz transitions with formation and evolution of the flat bands near the saddle point of 2D spectrum, when the chemical potential μ changes approaching and crossing the Lifshitz transition point in the unperturbed spectrum. When μ is close enough to the saddle point, the quantum phase transition(s) occur, when two flat bands are formed simultaneously (a), or one after the other. With further change of the chemical potentials these two flat bands touch each other in a new Lifshitz transition (b) and form single flat band (c). The latter splits in another Lifshitz transition (d). Finally, when μ is far enough from the saddle point, these two flat bands disappear simultaneously or one by one in the other Lifshitz transition(s). Altogether in the vicinity of the Lifshitz transition in the noninteracting system, from 4 to 6 Lifshitz transitions are expected, which involve the flat bands.

and the quasiparticle energy $\epsilon_{\mathbf{p}}$:

$$\delta\mathcal{E}\{n(\mathbf{p})\} = \int \frac{d^d p}{(2\pi\hbar)^d} \epsilon_{\mathbf{p}} \delta n_{\mathbf{p}} = 0. \quad (2)$$

In general, since the quasiparticle distribution function is constrained by the Pauli principle, $0 \leq n_{\mathbf{p}} \leq 1$, there are two classes of solutions of the variational problem. One class is $\epsilon_{\mathbf{p}} = 0$, which in conventional metals determines the Fermi surfaces; and another one is $\delta n_{\mathbf{p}} = 0$, where either $n_{\mathbf{p}} = 0$ or $n_{\mathbf{p}} = 1$. The regions with $n_{\mathbf{p}} = 0$ and $n_{\mathbf{p}} = 1$ are separated by the Fermi surface.

When the interaction between electrons is strong enough, one may expect the novel Lifshitz transition at which the solution $\epsilon_{\mathbf{p}} = 0$ starts to spread from the Fermi surface to a finite region in momentum space, i.e. the Fermi surface transforms to the flat band. The flat band solution can be illustrated using simple functional describing the contact interaction of electrons:

$$\mathcal{E}\{n(\mathbf{p})\} = \sum_{\mathbf{p}} \left[\epsilon_{\mathbf{p}}^{(0)} n_{\mathbf{p}} + \frac{1}{2} U \left(n_{\mathbf{p}} - \frac{1}{2} \right)^2 \right]. \quad (3)$$

It is argued that the flat band is more easily formed, when the non-perturbed spectrum (i.e. at $U = 0$) is close to the Lifshitz transition discussed in previous section.^{11,12} Here we consider the 2D case, when the non-interacting spectrum, $\epsilon_{\mathbf{p}}^{(0)} = \frac{p_x p_y}{m} - \mu$, experiences the conventional Lifshitz transition at $\mu = 0$, while the electron-electron interaction may lead to multiple Lifshitz transitions.

The functional (3) has always a flat band solution with $0 < n_{\mathbf{p}} < 1$:

$$\epsilon_{\mathbf{p}} = \frac{\delta\mathcal{E}}{\delta n_{\mathbf{p}}} = \epsilon_{\mathbf{p}}^{(0)} + U \left(n_{\mathbf{p}} - \frac{1}{2} \right) = 0, \quad n_{\mathbf{p}} = \frac{1}{2} - \frac{\epsilon_{\mathbf{p}}^{(0)}}{U}, \quad 0 < n_{\mathbf{p}} < 1. \quad (4)$$

For $|\mu| > U/2$, there are two isolated flat bands. They merge at the Lifshitz transition, which takes place at $\mu = -U/2$, and split again at $\mu = U/2$, see Fig. 2. In the more realistic situation, there should be also the topological transitions,

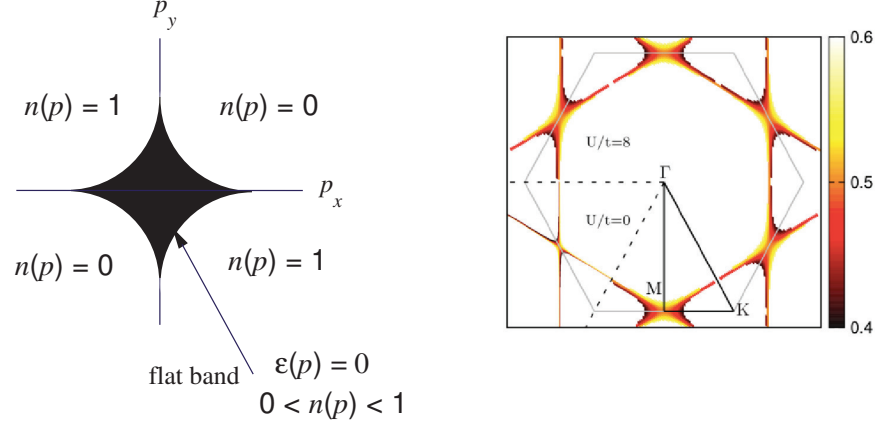


FIG. 3: Flat band emerging near a saddle point. (*Left*): from the simplified Landau-type theory in Eqs. (3)-(4) with $\mu = 0$. The flat band is concentrated in the black region. (*Right*): from the numerical solution of the Hubbard model,¹² showing the spectral function within the reciprocal space of an interacting triangular lattice. The lower left sextant corresponds to the noninteracting case $U = 0$. For large U the band flattening is clearly seen near the saddle points.

at which each of the two isolated flat bands emerge from the Fermi surfaces and disappear, resulting altogether to 6 Lifshitz transitions involving the flat bands. The formation of the flat band in the simplified Landau model is supported by numerical simulations of the Hubbard model,¹² see Fig. 3, where the model flat band at $\mu = 0$ in Fig. 3 (*left*) is compared with the result of the numerical simulations of the Hubbard model in the vicinity of the van Hove singularity in Fig. 3 (*right*).¹²

Since the flat band has singular density of electronic states, one may expect the enhancement of the superconducting transition temperature in the materials with flat band.^{3,9} The reason for that is that instead of the exponentially suppressed gap formed in the material with the Fermi surface:

$$\Delta = E_0 \exp\left(-\frac{1}{gN_F}\right), \quad (5)$$

in the system with the flat band the gap is linearly proportional to the interaction strength g :

$$\Delta = \frac{gV_d}{2(2\pi\hbar)^d}. \quad (6)$$

Here N_F is the density of states in normal metal; d is the dimension of the metal; and V_d is the volume of the flat band.

It is remarkable that the 203 K superconductivity in H_3S has been reported at high pressure¹³, where the Fermi surface is close to the van Hove singularity.^{14,15} This suggests that the enhancement of the transition temperature in H_3S can be due to the flat band formed in the vicinity of the singularity. It is not excluded that the flat band is responsible for superconductivity in FeSe ,¹⁶ and for the traces of the high- T_c superconductivity in graphite.¹⁷⁻²⁰

We considered the additional topological transitions, which emerge due to extension of the Fermi surface to the manifold of zeroes of higher dimension. The other new types of Lifshitz transitions takes place when the zeroes of the lower dimensionalities are involved, such as the topologically protected nodal lines and point nodes. Let us consider as an example the d -wave superconductivity in the system close to the conventional Lifshitz transition.

III. LIFSHITZ TRANSITION FROM GAPPED STATE TO STATE WITH WEYL POINTS

Let us consider two examples of the new types of Lifshitz transitions, which may occur in the p -wave and d -wave superconductors. The instructive model Hamiltonian for spinless fermions with the chiral p -wave order parameter is

$$H = \tau_3 \epsilon_{\mathbf{p}} + c(p_x \tau_1 + p_y \tau_2) \quad , \quad \epsilon_{\mathbf{p}} = \frac{p_x^2 + p_y^2 + p_z^2}{2m} - \mu, \quad (7)$$

where τ_a are Pauli matrices in the Bogoliubov-Nambu particle-hole space.

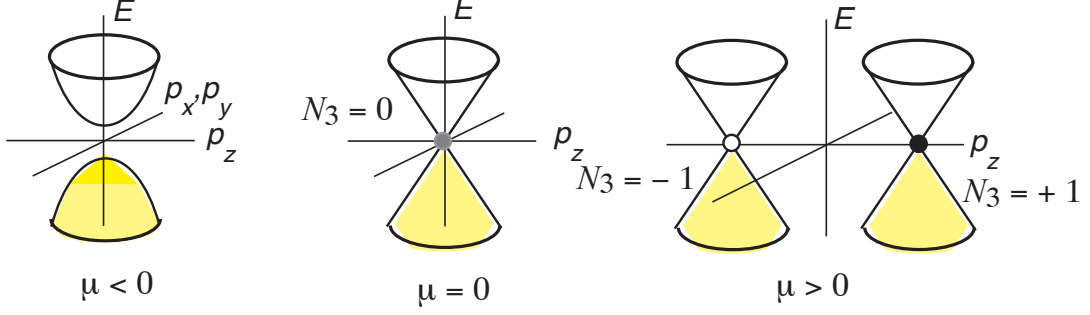


FIG. 4: Quantum phase transition at $\mu = 0$ between a fully-gapped vacuum and a vacuum with topologically protected Weyl points. At $\mu = 0$, there appears a marginal Fermi point with topological charge $N_3 = 0$. For $\mu > 0$, the marginal Fermi point splits into two Weyl points characterized by nonzero topological invariants $N_3 = \pm 1$.

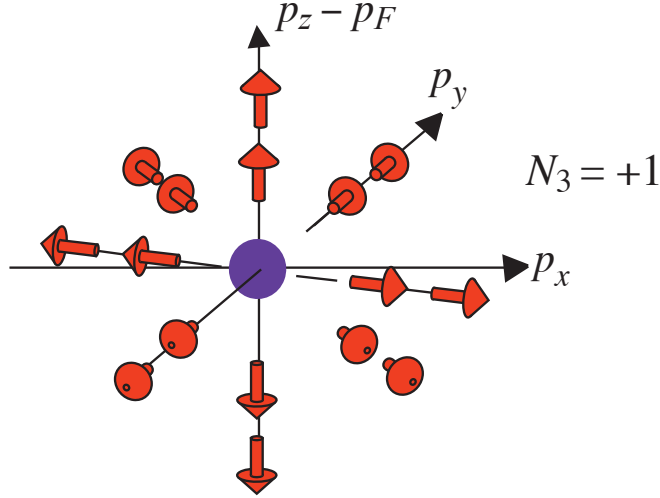


FIG. 5: Illustration of the topological stability of the Weyl point. Arrows show the direction of the vector field $\mathbf{m}(\mathbf{p})$ around the Weyl point at $\mathbf{p} = p_F \hat{\mathbf{z}}$. The structure of the field froms represents the hedgehog with the spines of the hedgehog directed outward. The degree of mapping of the 2D surface S_2 to the 2D sphere of unit vector $\hat{\mathbf{m}}$ represents the topological invariant N_3 in Eq.(10). For this Weyl point $N_3 = 1$. The Weyl point at $\mathbf{p} = -p_F \hat{\mathbf{z}}$ corresponds to the hedgehog with spines inward and the opposite topological invariant, $N_3 = -1$.

In the normal state, where the "speed of light" parameter $c = 0$, there is the conventional Lifshitz transition at $\mu = 0$, with formation of the Fermi surface at $\mu > 0$. In the superconducting state this becomes the new type of transition, which separates the massive Dirac state at $\mu < 0$ and the state with two Weyl points at $\mu > 0$, Fig.4. The Weyl points are at $\mathbf{p}_{\pm} = (0, 0, \pm\sqrt{2m\mu})$. They are topologically protected, since they correspond to the Berry phase monopole.^{21,22}

To see the topological stability, let us rewrite the 2×2 Hamiltonian (7) in the general form

$$H = \tau^i m_i(\mathbf{p}), \quad i = (1, 2, 3), \quad (8)$$

where in our case

$$m_1 = cp_x, \quad m_2 = cp_y, \quad m_3 = \frac{p^2}{2m} - \mu. \quad (9)$$

The Weyl points $\mathbf{p}_{\pm} = (0, 0, \pm\sqrt{2m\mu})$ are singular points in momentum space – the centers of the hedgehogs in the vector field $\mathbf{m}(\mathbf{p})$, see Fig. 5. In the center of the hedgehog the direction of \mathbf{m} is not defined, thus $\mathbf{m}(\mathbf{p}_{\pm}) = 0$ and the energy of quasiparticles at these points in momentum space should be zero. Close to zero energy the spectrum

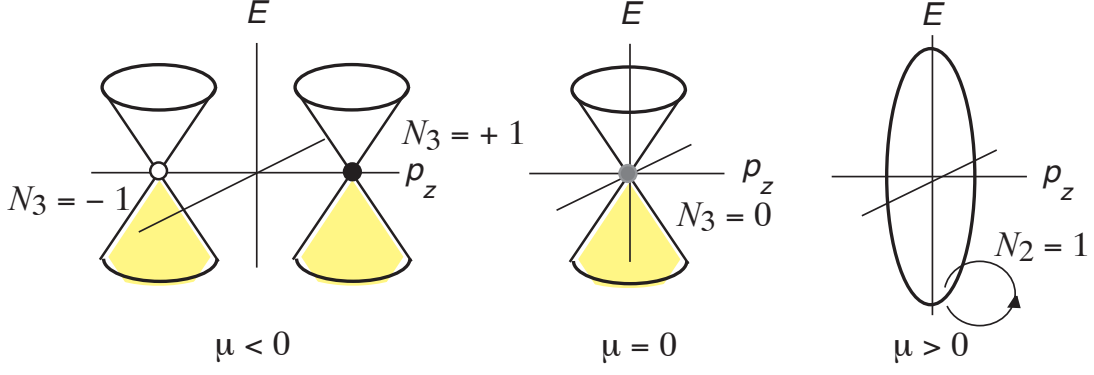


FIG. 6: Lifshitz transition from Weyl points to Dirac line in $d_{zx} + id_{zy}$ superconductor.

is similar to that of the massless relativistic Weyl fermions, this is the reason why these points are called the Weyl points. The topological invariant which protects the Weyl points from formation of the gap is the winding number of the mapping of the sphere S_2 around the singular point in \mathbf{p} -space to the 2-sphere of the unit vector $\hat{\mathbf{m}} = \mathbf{m}/|\mathbf{m}|$:

$$N_3 = \frac{1}{8\pi} \epsilon_{ijk} \int_{S_2} dS^k \hat{\mathbf{m}} \cdot \left(\frac{\partial \hat{\mathbf{m}}}{\partial p_i} \times \frac{\partial \hat{\mathbf{m}}}{\partial p_j} \right). \quad (10)$$

One can check that the topological charges of the two Weyl points are $N_3 = \pm 1$.

In relativistic physics, the Weyl point with $N_3 = 1$ describes the right-handed chiral particles (quarks and leptons) obeying the Hamiltonian $H = c\boldsymbol{\sigma} \cdot \mathbf{p}$, i.e. $\mathbf{m}(\mathbf{p}) = c\mathbf{p}$ where c is the speed of light. The Hamiltonian $H = -c\boldsymbol{\sigma} \cdot \mathbf{p}$, i.e. $\mathbf{m}(\mathbf{p}) = -c\mathbf{p}$, describes the left-handed chiral particles which have the opposite topological charge, $N_3 = -1$. The discussed Lifshitz transition in relativistic system has been considered in Ref.²³.

IV. LIFSHITZ TRANSITION BETWEEN DIRAC LINE AND WEYL POINTS

Another type of Lifshitz transition takes place in case of $d_{zx} + id_{zy}$ superconductivity, if it emerges in the vicinity the saddle point Lifshitz transition in Fig. 1. The model Hamiltonian for this case is:

$$H = \tau_3 \epsilon_{\mathbf{p}} + cp_z(p_x \tau_1 + p_y \tau_2), \quad \epsilon_{\mathbf{p}} = \frac{p_x^2 + p_y^2 - p_z^2}{2m} - \mu, \quad (11)$$

In the normal state the conventional Lifshitz transition with the reconstruction of the Fermi surface occurs at $\mu = 0$. In the superconducting state, the topological Lifshitz transition at $\mu = 0$ separates the state with two Weyl points at $\mu < 0$ from the state with the Dirac nodal line at $\mu > 0$, Fig.6. The topologically protected Weyl points are at $\mathbf{p}_{\pm} = (0, 0, \pm\sqrt{-2m\mu})$, while the Dirac line is at $p_z = 0, p_x^2 + p_y^2 = 2m\mu$. The Dirac line is also topologically protected, though by different topological invariant. To see that let us consider one of the planes, which crosses the Dirac line, for example, the plane $p_y = 0$. This plane contains two Dirac points – the singular points of the Hamiltonian

$$H = \tau_3 \left(\frac{p_x^2 - p_z^2}{2m} - \mu \right) + cp_z p_x \tau_1. \quad (12)$$

The singular points are at $(p_x, p_z) = (\pm\sqrt{2m\mu}, 0)$. The topological invariant for each of these two points can be written as the contour integral around the singular point:

$$N_2 = \text{tr} \oint_C \frac{d\mathbf{l}}{4\pi i} \cdot [\tau_2 H^{-1}(\mathbf{p}) \partial_l H(\mathbf{p})], \quad (13)$$

For these two points one has $N_2 = \pm 1$, which supports the stability of the nodes. Since the choice of the plane is arbitrary, the topological stability is valid for any point on the Dirac line. The Dirac line is described by the invariant $N_2 = 1$ in Eq.(13), where the contour C is around the nodal line and instead of τ_2 matrix there is the proper combination of the τ_1 and τ_2 matrices.

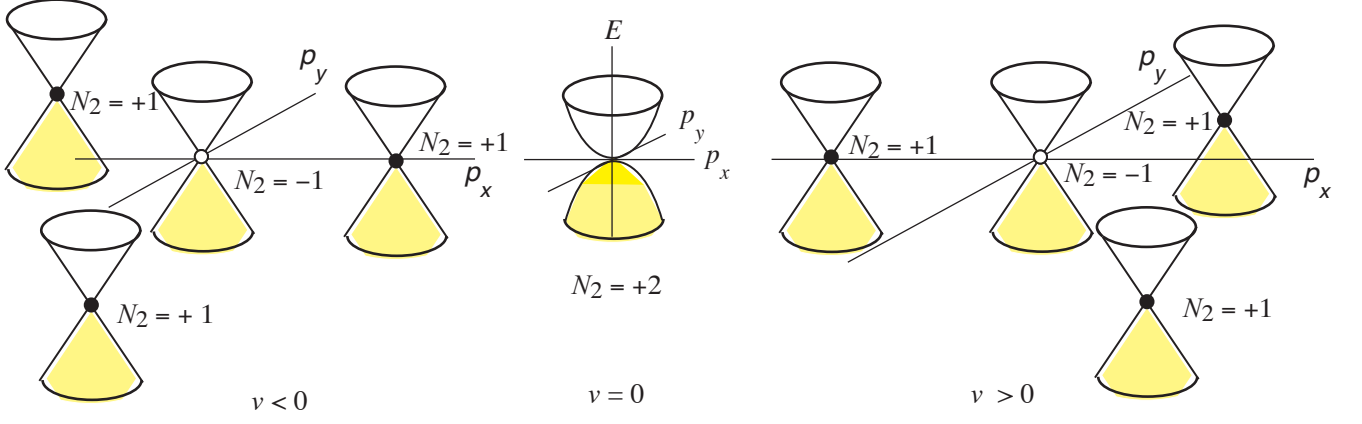


FIG. 7: The Lifshitz transition at which 4 Dirac points with topological charges $N_2 = \pm 1$ merge together and then split again. At the point of Lifshitz transition the Dirac spectrum with quadratic touching is formed, which is characterized by topological charge $N_2 = +2$.

V. LIFSHITZ TRANSITION THROUGH DIRAC CONICAL POINTS WITH QUADRATIC TOUCHING

Another type of Lifshitz transitions can be studied on example of the bilayer graphene described by the following 2D Hamiltonian:²⁴

$$H = \tau_1(p_x^2 - p_y^2 + vp_x) + \tau_2(2p_x p_y - vp_y). \quad (14)$$

At $v \neq 0$ the spectrum contains four Dirac points described by topological charge N_2 in Eq.(13), where the τ_2 matrix is substituted by the τ_3 matrix. One point with $N_2 = -1$ is in center (at K -point of graphene), while three others with $N_2 = +1$ each are away from the K point. This is the so-called trigonal warping. The total topological charge of all four Dirac points is $N_2 = +1 + 1 + 1 - 1 = +2$. When the parameter v crosses zero, the spectrum is reflected. At the point of Lifshitz transition, i.e. at $v = 0$, the spectrum contains the point node with topological charge $N_2 = +2$. It corresponds to the 2D Dirac fermions with quadratic touching, $E_{\pm} = \pm p^2$, see Sec. 12.4.3 in Ref.²².

In the bilayer graphene another interesting Lifshitz transition can be realized, where the intermediate state is a monkey saddle with dispersion $p_x^3 - 3p_x p_y^2$: at this transition three van Hove saddles merge forming an elliptical umbilic elementary catastrophe.²⁵

Note here that there is the correspondence between the Lifshitz transition in the 2D materials and the singular point in the spectrum of the 3D material. In case of Lifshitz transition in Fig. 7, the corresponding singularity in the 3D spectrum is the so-called nexus in the Bernal graphite. The Bernal graphite can be considered as periodic stacking of the graphene bilayers. Then the parameter v becomes dependent on p_z , and at some value of p_z the function $v(p_z)$ changes sign. This is the nexus point, where four Dirac nodal lines merge,²⁶⁻²⁹ see Fig. 8 (note that due to extra matrix elements the Dirac lines are shifted from the zero energy levels and become situated inside the electron or hole pockets, but they remain to be the band contact lines,^{26,27} which are described by the properly determined topological charge $N_2 = \pm 1$, or in the other language by the Berry phase $\Phi = \pm\pi$). This is one of many examples, when the Lifshitz transition is equivalent to the topological defect in the higher dimensional momentum space.

VI. LIFSHITZ TRANSITION IN RASHBA MODEL AND PSEUDO-WEYL FERMIONS

This transition can be illustrated using the 3D Hamiltonian with Rashba spin-orbit interaction:^{30,31}

$$H = \frac{p^2}{2m} - \mu + c(\sigma_x p_y - \sigma_y p_x). \quad (15)$$

Let us consider μ close to zero, i.e. $|\mu| \ll mc^2$. For $\mu < 0$, the Fermi surface near the point $\mathbf{p} = 0$ has the form in Fig. 9 (top). For $\mu > 0$ the new Fermi pocket appears in Fig. 9 (bottom). It is connected with the original Fermi surface by two touching points at $p_z = \pm\sqrt{2m\mu}$. The conical structure of the Fermi surface near each touching point

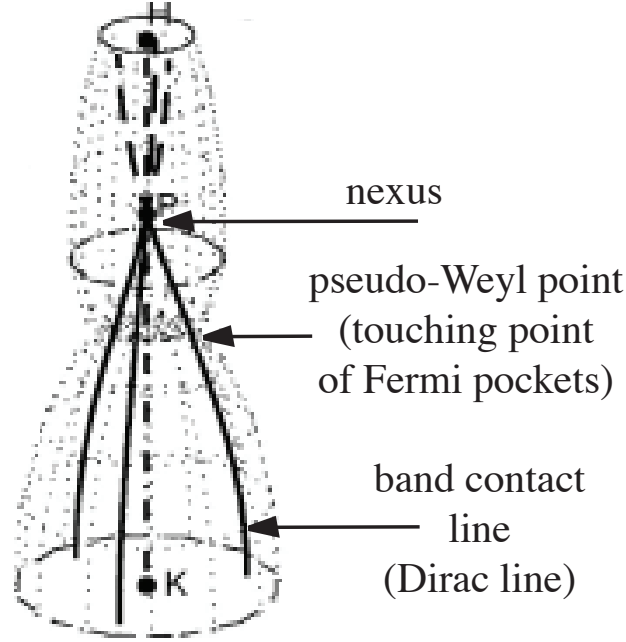


FIG. 8: Nexus - the point in momentum space where four Dirac lines – the lines of contacts of two bands characterized by the topological charge N_2 – merge together (from Ref.²⁶). There is the one to one correspondence between the nexus in Bernal graphite and the Lifshitz transition in bilayer graphene in Fig. 7: the role of the parameter v in $2D$ system is played for the p_z component of the momentum in the $3D$ system. This figure also shows the points on Dirac lines, where the Fermi surface pockets touch each other forming the conical Fermi surface. These conical points are topologically protected by invariant N_2 (or by the invariant N_3 (pseudo) in Eq.(17)). Such pseudo-Weyl points appear in different cases including the Rashba model in Fig. 9.

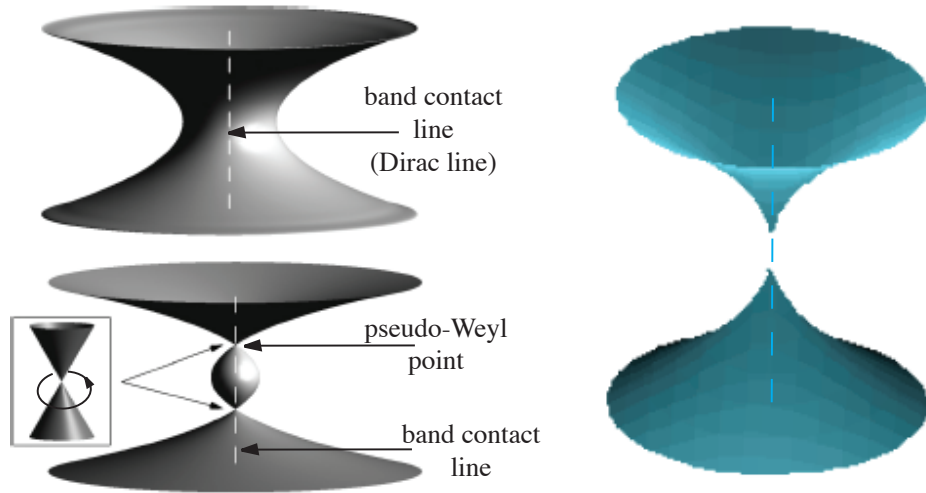


FIG. 9: Illustration of Lifshitz transition in the 3D system with Rashba spin-orbit interaction in Eq.(15) in the vicinity of the transition. The left part of figure reproduces Fig. 1 in Ref.²⁸, where the transition has been considered for the general case. (top): The Fermi surface at $\mu < 0$. It embraces the band contact line (dashed line) – the Dirac line in the fermionic spectrum of the traceless part of the Hamiltonian (15). (bottom): The Fermi surface at $\mu > 0$ contains two conical pseudo-Weyl points. They are situated at the Dirac line and are described by the same topological invariant, or by the invariant N_3 (pseudo) in Eq.(17). (inset): The conical Fermi surface in the vicinity of a touching point. The invariant N_2 describing the conical Fermi surface is the integral over the shown contour. (right): Illustration of the singular Fermi surface at the Lifshitz transition, when $\mu = 0$ and the pseudo-Weyl points merge.

is in Fig. 9 (*inset*). The conical points are situated on the Dirac lines (band contact lines²⁸) and are characterized by the same topological invariant N_2 .

In principle one can characterize these conical points as pseudo-Weyl points. The Hamiltonian (15) can be rewritten in the more general form

$$H = m_3 + \sigma_x m_x + \sigma_y m_y, \quad (16)$$

and for the vector field $\mathbf{m}(\mathbf{p})$ one can write the invariant similar to that in Eq.(10) for the Weyl points:

$$N_3(\text{pseudo}) = \frac{1}{8\pi} \epsilon_{ijk} \int_{S_2} dS^k \hat{\mathbf{m}} \cdot \left(\frac{\partial \hat{\mathbf{m}}}{\partial p_i} \times \frac{\partial \hat{\mathbf{m}}}{\partial p_j} \right). \quad (17)$$

The topological charges of the two pseudo-Weyl points are $N_3(\text{pseudo}) = \pm 1$.

At the Lifshitz transition, at $\mu = 0$, the conical points merge, and the Fermi surface has singularity at $\mathbf{p} = 0$ in the form $p_z = \pm \sqrt{2mc|\mathbf{p}_\perp|}$ in Fig. 9 (*right*).

VII. LIFSHITZ TRANSITION WITH CHANGE OF THE SHAPE OF DIRAC LINE

As distinct from the Bernal graphite, in the rhombohedral graphite, the nodal line with $N_2 = 1$ has the shape of the spiral in Fig. 10.^{8,9,32} The peculiar Lifshitz transition in such system is related to the change of the shape of the Dirac line: this is the transtion at which the helicity of the Dirac line changes to the opposite. Exactly at the transition the projection of the nodal line to the $p_z = 0$ plane shrinks to the line segment with zero area. Simultaneously, due to the bulk-boundary correspondence, the flat band on the surface of the system is transformed to the Fermi line.⁸

VIII. DIRAC LINE AT LIFSHITZ TRANSITION BETWEEN TYPE-I AND TYPE-II WEYL POINTS

Let us consider again the p -wave superfluid/superconductor, but now in the presence of the superflow with velocity $\mathbf{v} = v\hat{\mathbf{x}}$ along the x axis. The Hamiltonian (7) becomes the Doppler shifted:

$$H = p_x v + \tau_3 \epsilon_{\mathbf{p}} + c(p_x \tau_1 + p_y \tau_2) \quad , \quad \epsilon_{\mathbf{p}} = \frac{p_x^2 + p_y^2 + p_z^2}{2m} - \mu. \quad (18)$$

For $v < c$ the spectrum as before contains two Weyl points at $\mathbf{p}_\pm = (0, 0, \pm\sqrt{2m\mu})$, which have opposite topological charges $N_3 = \pm 1$, see Fig. 11 (*left*). As distinct from the static situation at $v = 0$, the Weyl cones are tilted at $v > 0$. At $v = c$ the Lifshitz transition takes place between the ordinary (type-I) Weyl points at $v < c$ to the type-II Weyl points at $v > c$, which are the touching points of the Fermi surface pockets. Exactly at the Lifshitz transition, at $v = c$, there are two lines described by the invariant $N_2 = 1$ in Eq.(13), where the Pauli matrix τ_2 is substituted by matrix τ_1 .

The type-II Weyl fermions may appear in relativistic theories too, for example behind the black hole event horizon.^{22,35} They also emerge if the relativistic Weyl fermions are not fundamental, but belong to the low energy sector of the fermionic quantum vacuum.³³ The Hamiltonian describing the Weyl fermions in the vicinity of the topologically protected Weyl point at $\mathbf{p}^{(0)}$ has the general form

$$H = e_k^j (p_j - p_j^{(0)}) \hat{\sigma}^k + e_0^j (p_j - p_j^{(0)}). \quad (19)$$

This expansion suggests that position $\mathbf{p}^{(0)}$ of the Weyl point plays the role of the vector potential of the effective $U(1)$ gauge field, while e_k^j and e_0^j play the role of the emergent tetrad fields. The energy spectrum of the Weyl fermions depends on the ratio between the two terms in the rhs of Eq.(19), i.e. on the parameter $|e_0^j [e^{-1}]_j^k|$.³³ When $|e_0^j [e^{-1}]_j^k| < 1$ one has the conventional Weyl point with the tilted Weyl cone. At $|e_0^j [e^{-1}]_j^k| > 1$ two Fermi surfaces appear, which touch each other at the Weyl point.

For a simple choice of the tetrad field, $e_k^j = c\delta_k^j$ and $e_0^j = -v\hat{x}^j$, where v is parameter, corresponding to the superfluid velocity in chiral superfluids, one has:

$$H = c\boldsymbol{\tau} \cdot \mathbf{p} + vp_x. \quad (20)$$

For $v > c$ the type-II Weyl point is formed. At Lifshitz transition, at $v = c$, there is the Dirac line on the p_x -axis with the topological charge $N_2 = 1$.

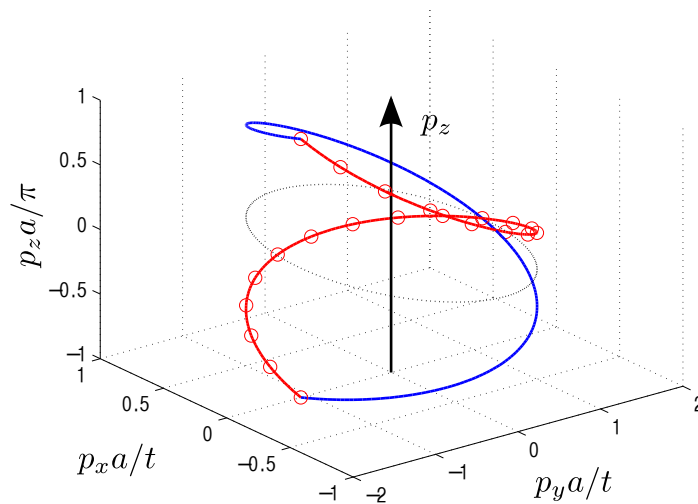


FIG. 10: In rhombohedral graphite the Dirac line has the shape of a spiral (from Ref.⁸). The spiral is characterized by helicity, which may change in the Lifshitz transition. Red and blue lines show the nodal lines with opposite helicity. At the Lifshitz transition between the two lines with opposite helicities, the nodal line becomes flat: its projection on the plane $p_z = 0$ shrinks to the line segment with zero area. According to the bulk-boundary correspondence, the projection of the nodal line to the surface determines the boundary of the 2D surface flat band. At the Lifshitz transition, when the Dirac line is flat, the area of the flat band shrinks to zero.

IX. LIFSHITZ TRANSITION AT WHICH FERMION SURFACE CHANGES ITS GLOBAL TOPOLOGICAL CHARGE N_3

Let us consider the relativistic model described by the Hamiltonian:^{2,23}

$$H = \tau_3 (\boldsymbol{\sigma} \cdot (\mathbf{p} - \tau_3 \mathbf{A}) - \mu) + M \tau_1. \quad (21)$$

Here the speed of light $c = 1$; \mathbf{A} is the chiral vector potential; μ is the chiral chemical potential; and M the mass.

For $M = 0$ and $\mathbf{A}^2 > \mu^2$ one has two Weyl points with topological charges $N_3 = \pm 1$, surrounded by the Fermi surfaces in Fig. 12 (*left*). It means that each Fermi surface has the global topological charge in Eq.(10), where the sphere S_2 embraces the whole Fermi surface. With increasing mass M the Weyl points move to the boundaries of Fermi surfaces. At $M^2 = \mathbf{A}^2 - \mu^2$ two Fermi surfaces touch each other at $\mathbf{p} = 0$, and their Weyl points merge at $\mathbf{p} = 0$, Fig. 12 (*middle*). This is the Lifshitz transition. Above the transition, at $M^2 > \mathbf{A}^2 - \mu^2$, the Fermi surfaces split again, but now they do not contain the Weyl charge, $N_3 = 0$, i.e. the Fermi surfaces are globally trivial, see Fig. 12 (*right*).

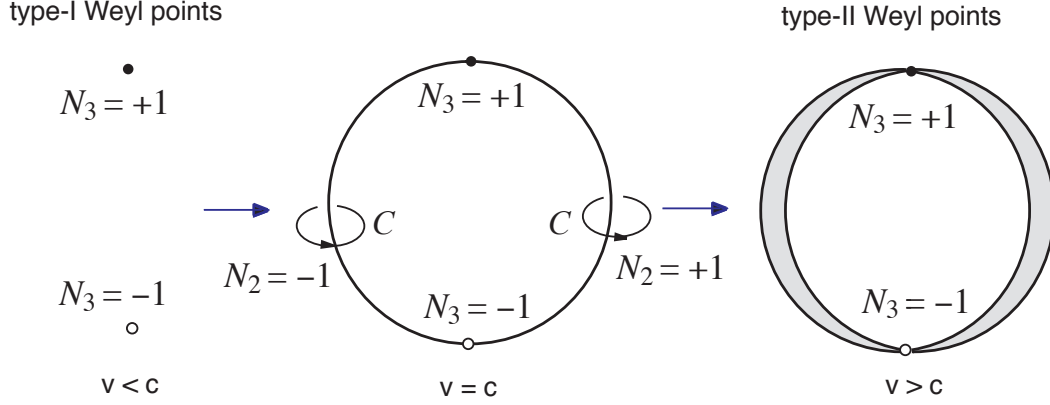


FIG. 11: Lifshitz transition with formation of type-II Weyl points in chiral superfluid/superconductor in the presence of supercurrent with velocity $\mathbf{v} = v\hat{\mathbf{v}}$. At $v < c$ there are two Weyl points in spectrum of $^3\text{He-A}$. When the flow velocity v exceeds the “speed of light” (the pair-breaking velocity) c , the Weyl cones are overtilted and form two pockets of Fermi surfaces, which touch each other at the Weyl points. In these regime the Weyl points are called the type-II Weyl.³⁴ At the Lifshitz transition between the ordinary type-I Weyl points to the type-II Weyl points, which occurs at the critical velocity $v = c$, there are Dirac lines, which connect the Weyl points.

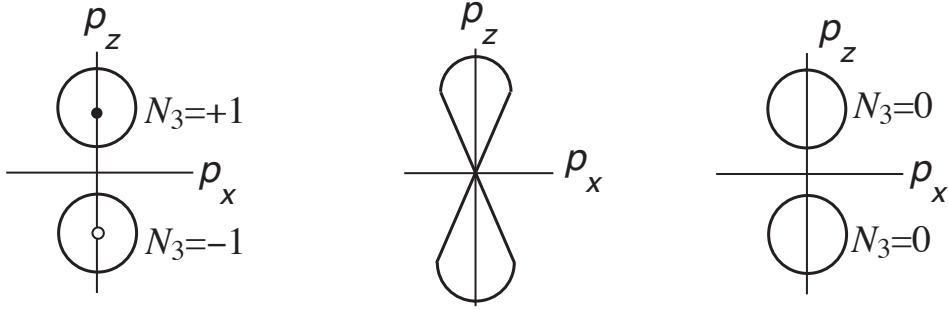


FIG. 12: Lifshitz transition with exchange of the Weyl charge (from the relativistic model discussed in Ref.²³). The vacua on both sides of the transition have Fermi surfaces. On the left side of transition, Fermi surfaces contain Weyl points with nonzero topological charges $N_3 = +1$ and $N_3 = -1$. At the transition, the Fermi surfaces “collide”, and their topological global charges N_3 annihilate each other. On the right side of transition, Fermi surfaces become globally trivial, $N_3 = 0$.

X. LIFSHITZ TRANSITIONS BETWEEN GAPPED STATES

The parameter, which crosses the point of the Lifshitz transition, such as μ in figures 1, 4 and 6, or v in figures 7 and 11, provides the new dimension in addition to the momentum space parameters \mathbf{p} . This leads to new topological invariants emerging in the extended parameter space, (\mathbf{p}, μ) , and as a result to numerous types of the topological Lifshitz transitions. The correspondence between the Lifshitz transition and the singularity in the spectrum in higher dimension has been considered in Sec. V on example of bilayer graphene and nexus point in Bernal graphite.

Here we consider another example of such correspondence – the Lifshitz transitions between the gapped states (insulators and fully gapped superfluids/superconductors), which have the same symmetry but different values of some topological invariant. There are many types of the topological invariants for gapped systems, which also depend on the type of the symmetry.^{36,37} However, typically topological classification of the gapped topological states in the D -dimensional material can be obtained by dimensional reduction of the classification of the gapless topological states³⁸ in dimension $D + 1$. That is why the Lifshitz transition between the gapped states, which occurs via the gapless states, can be described as the topological node on the spectrum in the extended $D + 1$ space, which includes the D -dimensional momentum space and the 1D-space of the parameter of the transition, such as μ and v .

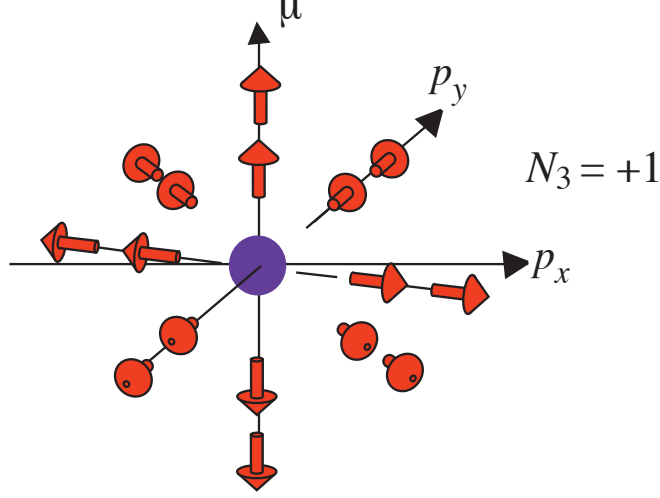


FIG. 13: The Lifshitz transition between the fully gapped vacua in 2D system represents the topologically stable node – the hedgehog in (p_x, p_y, μ) -space. Transition occurs at $\mu = 0$, where the energy spectrum has node at $p_x = p_y = 0$ (center of the hedgehog). For $\mu \neq 0$ the system has gap and represents the topological insulator at $\mu > 0$ and trivial insulator at $\mu < 0$. Compare with the Weyl point in (p_x, p_y, p_z) -space in Fig. 5.

For $D = 2$ the instructive model Hamiltonian is

$$H(p_x, p_y, \mu) = \tau_3 \epsilon_{\mathbf{p}} + c(p_x \tau_1 + p_y \tau_2) \quad , \quad \epsilon_{\mathbf{p}} = \frac{p_x^2 + p_y^2}{2m} - \mu. \quad (22)$$

Eq.(22) describes spinless fermions in a thin film of the chiral p -wave superfluid/superconductor. It is the dimensional reduction of the 3D Hamiltonian in Eq.(7). The superfluid is topological for $\mu > 0$ and topologically trivial for $\mu < 0$. At the Lifshitz transition, which occurs at $\mu = 0$, the superfluid becomes gapless. In the 2+1 extended space (p_x, p_y, μ) the spectrum $E(p_x, p_y, \mu)$ has the point node at $(p_x, p_y, \mu) = (0, 0, 0)$. This node is analogous to the Weyl point in 3D and thus is topologically stable. It is described by the topological invariant N_3 in Eq.(10), where the integral is over the surface in the extended 2 + 1 space around the node. The value of the integral is $N_3 = 1$.

On the other hand the integral around the node can be represented as the integral over the (p_x, p_y) -plane at fixed $\mu > 0$ minus the integral over the plane with $\mu < 0$:

$$N(\mu) = \frac{1}{4\pi} \int dp_x dp_y \quad \hat{\mathbf{m}} \cdot \left(\frac{\partial \hat{\mathbf{m}}}{\partial p_x} \times \frac{\partial \hat{\mathbf{m}}}{\partial p_y} \right). \quad (23)$$

As a result, the topological invariant $N_3 = 1$ describing the Lifshitz transition is equal to the difference between the topological invariants describing two fully gapped system: $N_3 = N(\mu > 0) - N(\mu < 0)$. One has the topological insulator with $N(\mu > 0) = 1$ and the topologically trivial one with $N(\mu < 0) = 0$.

XI. CONCLUSION

Topology provides many different types of Lifshitz transition. There exists the whole Zoo of topological invariants, which describe topology in real space, in momentum space and in combined phase space. All of them can be changed under modification of the parameters of the system, giving rise to exotic Lifshitz transitions. One should add the change of the geometry of the shape of the manifolds of zeroes and interconnection of the manifolds of different dimensions (point nodes, nodal lines, nodal surfaces and higher hypersurfaces in the phase space).

Let us also mention the Lifshitz transitions for fermions living in the core of topological defects. Vortices in conventional s -wave superconductor contain the Caroli-de Gennes-Matignon levels in Fig. 14 (left).³⁹ Typically these vortices do not contain the gapless modes: there is a small gap of order $\Delta^2/E_F \ll \Delta$, the so-called minigap. However, if the effect of the Pauli magnetic field is strong enough few lowest energy levels may cross zero energy. In such Lifshitz transition the pairs of 1D Dirac points are formed in Fig. 14 (right).⁴⁰ Contrary to the s -wave superconductors,

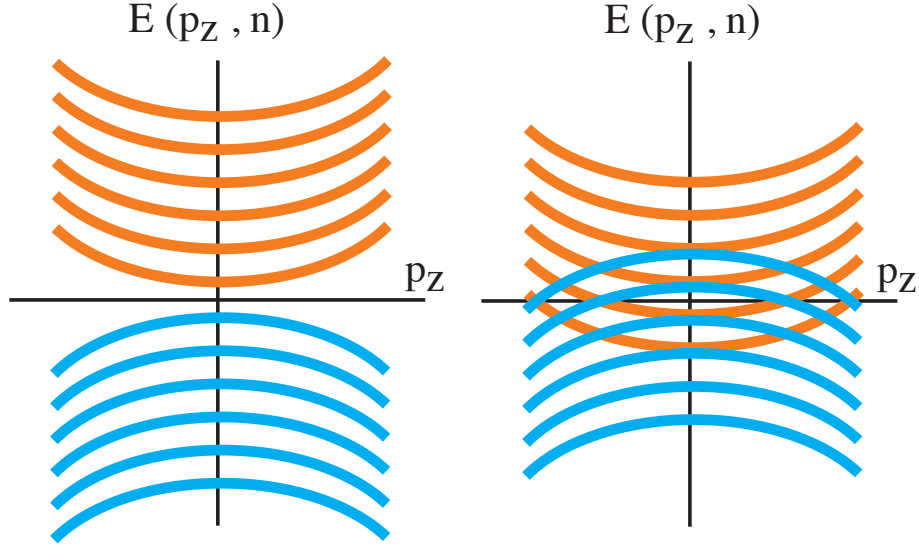


FIG. 14: Lifshits transitions in the core of vortex: formation of 1D Dirac points.⁴⁰ The vortex in s -wave superconductor is considered, with magnetic field strong enough to shift the energy levels. Some levels cross zero energy forming the 1D Fermi-surfaces. Opposite spins cross zero in opposite directions, as a result the 1D Fermi surfaces become the 1D Dirac points.

vortices in superfluid $^3\text{He-B}$ contain a large number (on the order of $E_F/\Delta \sim 10^3$) one-dimensional Fermi surfaces or Dirac points.⁴¹ By changing the magnitude of applied magnetic field one has many Lifshitz transitions.

Lifshitz transitions are ubiquitous. They take place not only condensed matter, but also in the relativistic vacua. In particular, confinement-deconfinement transition at zero temperature can be also considered as Lifshitz transition, at which the spectrum of quarks radically changes without symmetry breaking.

Acknowledgements

I thank E.I. Rashba for interesting discussions. This work has been supported in part by the Academy of Finland (project no. 250280), and by the facilities of the Cryohall infrastructure of Aalto University.

-
- ¹ I.M. Lifshitz, Anomalies of electron characteristics of a metal in the high pressure region, *Sov. Phys. JETP* **11**, 1130 (1960).
 - ² G.E. Volovik, Quantum phase transitions from topology in momentum space, *Springer Lecture Notes in Physics* **718**, 31–73 (2007); cond-mat/0601372.
 - ³ V.A. Khodel and V.R. Shaginyan, Superfluidity in system with fermion condensate, *JETP Lett.* **51**, 553 (1990).
 - ⁴ G.E. Volovik, A new class of normal Fermi liquids, *JETP Lett.* **53**, 222 (1991).
 - ⁵ P. Nozieres, Properties of Fermi liquids with a finite range interaction, *J. Phys. (Fr.)* **2**, 443–458 (1992).
 - ⁶ S. Ryu and Y. Hatsugai, Topological origin of zero-energy edge states in particle-hole symmetric systems, *Phys. Rev. Lett.* **89**, 077002 (2002).
 - ⁷ A.P. Schnyder and S. Ryu, Topological phases and flat surface bands in superconductors without inversion symmetry, *Phys. Rev. B* **84**, 060504(R) (2011).
 - ⁸ T.T. Heikkilä and G.E. Volovik, Dimensional crossover in topological matter: Evolution of the multiple Dirac point in the layered system to the flat band on the surface, *Pis'ma ZhETF* **93**, 63–68 (2011); *JETP Lett.* **93**, 59–65 (2011); arXiv:1011.4185.
 - ⁹ T.T. Heikkilä, N.B. Kopnin and G.E. Volovik, Flat bands in topological media, *Pis'ma ZhETF* **94**, 252–258 (2011); *JETP Lett.* **94**, 233–239 (2011); arXiv:1012.0905.
 - ¹⁰ A.P. Schnyder and P.M.R. Brydon, Topological surface states in nodal superconductors, *J. Phys.: Condens. Matter* **27**, 243201 (2015).
 - ¹¹ G.E. Volovik, On Fermi condensate: near the saddle point and within the vortex core, *Pis'ma ZhETF* **59**, 798–802 (1994); *JETP Lett.* **59**, 830–835 (1994).

- ¹² D. Yudin, D. Hirschmeier, H. Hafermann, O. Eriksson, A.I. Lichtenstein and M.I. Katsnelson, Fermi condensation near van Hove singularities within the Hubbard model on the triangular lattice, *Phys. Rev. Lett.* **112**, 070403 (2014).
- ¹³ A.P. Drozdov, M. I. Erements, I. A. Troyan, V. Ksenofontov, S. I. Shylin, Conventional superconductivity at 203 K at high pressures, *Nature* **525**, 73 (2015).
- ¹⁴ Yundi Quan and Warren E. Pickett, Impact of van Hove singularities in the strongly coupled high temperature superconductor H_3S , *Phys. Rev. B* **93**, 104526 (2016).
- ¹⁵ A. Bianconi and T. Jarlborg, Lifshitz transitions and zero point lattice fluctuations in sulfur hydride showing near room temperature superconductivity, *Novel Superconducting Materials* **1**, 37–49 (2015); arXiv:1507.01093.
- ¹⁶ X. Shi, Z.-Q. Han, X.-L. Peng, P. Richard, T. Qian, X.-X. Wu, M.-W. Qiu, S.C. Wang, J.P. Hu, Y.-J. Sun, H. Ding, Enhanced superconductivity accompanying a Lifshitz transition in electron-doped FeSe monolayer, arXiv:1606.01470.
- ¹⁷ P. Esquinazi, T.T. Heikkilä, Y.V. Lysogorskiy, D.A. Tayurskii, G.E. Volovik, On the superconductivity of graphite interfaces, *Pis'ma ZhETF* **100**, 374–378 (2014);
- ¹⁸ P. Esquinazi, Graphite and its hidden superconductivity, *Papers in Physics* **5**, 050007 (2013).
- ¹⁹ A. Ballestar, J. Barzola-Quigua, T. Scheike, and P. Esquinazi, Josephson-coupled superconducting regions embedded at the interfaces of highly oriented pyrolytic graphite, *New J. Phys.* **15**, 023024 (2013).
- ²⁰ A. Ballestar, T.T. Heikkilä, and P. Esquinazi, Interface size dependence of the Josephson critical behaviour in pyrolytic graphite, *Supercond Sci. Technol.* **27**, 115014 (2014)
- ²¹ G.E. Volovik, Zeros in the fermion spectrum in superfluid systems as diabolical points, *JETP Lett.* **46**, 98–102 (1987).
- ²² G.E. Volovik, *The Universe in a Helium Droplet*, Clarendon Press, Oxford (2003)
- ²³ F.R. Klinkhamer and G.E. Volovik, Emergent CPT violation from the splitting of Fermi points, *Int. J. Mod. Phys. A* **20**, 2795–2812 (2005); hep-th/0403037.
- ²⁴ J.L. Manes, F. Guinea, and M.A.H. Vozmediano, Existence and topological stability of Fermi points in multilayered graphene, *Phys. Rev. B* **75**, 155424 (2007).
- ²⁵ A. Shtyk, G. Goldstein, and C. Chamon, Electrons at the monkey saddle: a multicritical Lifshitz point, arXiv:1606.04950.
- ²⁶ G.P. Mikitik and Yu.V. Sharlai, Band-contact lines in the electron energy spectrum of graphite, *Phys. Rev. B* **73**, 235112 (2006).
- ²⁷ G.P. Mikitik and Yu.V. Sharlai, The Berry phase in graphene and graphite multilayers, *Low Temp. Phys.* **34**, 794–780 (2008).
- ²⁸ G.P. Mikitik and Yu.V. Sharlai, Dirac points of electron energy spectrum, band-contact lines, and electron topological transitions of $3\frac{1}{2}$ kind in three-dimensional metals, *Phys. Rev. B* **90**, 155122 (2014).
- ²⁹ T.T. Heikkilä and G.E. Volovik, Nexus and Dirac lines in topological materials, *New J. Phys.* **17**, 093019 (2015), arXiv:1505.03277.
- ³⁰ E.I. Rashba and V.I. Sheka, Symmetry of energy bands in crystals of wurtzite type: II. Symmetry of bands including spin-orbit interaction, *Fiz. Tverd. Tela - Collected Papers (Leningrad)*, v.II, 162–176 (1959) (in Russian), English translation: Supplemental Material to the paper by G. Bihlmayer, O. Rader, and R. Winkler, Focus on the Rashba effect, *New J. Phys.* **17**, 050202 (2015).
- ³¹ I.I. Boiko and E.I. Rashba, Properties of semiconductors with an extremum loop. II, *Fiz. Tverd. Tela* **2**, 1874 (1960)
- ³² C.H. Ho, C.P. Chang, W.P. Su and M.F. Lin, Precessing anisotropic Dirac cone and Landau subbands along a nodal spiral, *New Journal of Physics* **15**, 053032 (2013).
- ³³ G.E. Volovik and M.A. Zubkov, Emergent Weyl spinors in multi-fermion systems, *Nuclear Physics B* **881**, 514–538 (2014), DOI 10.1016/j.nuclphysb.2014.02.018;
- ³⁴ A.A. Soluyanov, D. Gresch, Zhijun Wang, QuanSheng Wu, M. Troyer, Xi Dai, B. A. Bernevig, Type-II Weyl semimetals, *Nature* **527**, 495–498 (2015).
- ³⁵ P. Huhtala and G.E. Volovik, Fermionic microstates within Painlevé-Gullstrand black hole, *ZhETF* **121**, 995–1003; *JETP* **94**, 853–861 (2002); gr-qc/0111055.
- ³⁶ A.P. Schnyder, S. Ryu, A. Furusaki and A.W.W. Ludwig, Classification of topological insulators and superconductors in three spatial dimensions, *Phys. Rev. B* **78**, 195125 (2008).
- ³⁷ A.P. Schnyder, S. Ryu, A. Furusaki and A.W.W. Ludwig, Classification of topological insulators and superconductors, *AIP Conf. Proc.* **1134**, 10 (2009).
- ³⁸ P. Hořava, Stability of Fermi surfaces and K -theory, *Phys. Rev. Lett.* **95**, 016405 (2005).
- ³⁹ C. Caroli, P.G. de Gennes and J. Matricon, Bound Fermion states on a vortex line in a type II superconductor, *Phys. Lett.* **9**, 307–309 (1964).
- ⁴⁰ Yu.G. Makhlin and G.E. Volovik, One-dimensional Fermi liquid and symmetry breaking in the vortex core, *JETP Lett.* **62**, 737–744 (1995); cond-mat/9510075.
- ⁴¹ M.A. Silaev, G.E. Volovik, Andreev-Majorana bound states in superfluids, *JETP* **119**, 1042–1057 (2014), arXiv:1405.1007.