

Quasi-Optimal Regulation of Flow Networks with Input Constraints [★]

Tjardo Scholten ^a, Claudio De Persis ^a, Pietro Tesi ^a

^a*Department of ENTEG, Faculty of Mathematics and Natural Sciences, University of Groningen, Nijenborgh 4, 9747 AG Groningen, The Netherlands*

Abstract

In this work we consider a flow network for which the goal is to solve a practical optimal regulation problem in the presence of input saturation. Based on Lyapunov arguments we propose distributed controllers which guarantee global convergence to an arbitrarily small neighborhood of the desired optimal steady state while fulfilling the constraints. As a case study we apply our distributed controller to a district heating network.

Key words: Control of networks; Distributed control; Disturbance rejection; Control of constrained systems; Optimality.

1 INTRODUCTION

Regulation of interconnected dynamical systems, recently received much attention due to its many different applications, see *e.g.* [21,6,2]. Related examples are control of DC networks [31], state regulation of heating, ventilation and air conditioning (HVAC) systems [18], compartmental flow control [4], rendezvous and formation control [20], pressure regulation in hydraulic networks [15], [14], and frequency synchronization in power grids [26]. The models used in these examples are often similar to the ones used for flow networks, in which the control problem is to regulate the state, by assigning the flows on the links.

The stability of flow networks under time-varying disturbances can be guaranteed by means of internal model based controllers on the edges, as has been shown in [7] and [13]. It is well known that these controllers can also be implemented in a distributed fashion, such as in [11].

Port-Hamiltonian (PH) systems have also proven to be a powerful tool for the modeling and control of nonlinear networked systems [27]. These PH systems have been used extensively to model physically interconnected dy-

namical systems as well as to synthesize controllers that ensure output regulation [28,24,22,19].

Besides stability, it is often desirable to have optimal flows, according to some cost function. Static optimization problems have been discussed in great detail (see *e.g.* [3], [5] and [23]), and are commonly referred to as the mathematical theory of *network optimization*. Moreover, it is useful to solve these optimization problems in a distributed fashion, such as in [17], in order to avoid excessive communication and computation times. However, most real networks have to react dynamically to changes in the network, which requires feedback controllers. This is for example done in [2] where controllers are designed for linear systems that achieve asymptotic optimality. In [10] this is extended to non-linear systems by using passivity arguments.

Rather than including an optimality condition on the flow, [26] assigns a cost function to the inputs and guarantees optimal state regulation for power networks. This approach is also combined with optimal flows in [8], which additionally considers capacity constraints on the transportation lines. However, these constraints depend on the initial conditions, which is not desirable in networks that have, *e.g.* physical constraints. Accordingly, the motivation arises to consider input and state constraints in regulation problems for flow networks for which the constraints are never violated, independent of the initial conditions.

Model predictive control (MPC) handles input and state

[★] This paper was not presented at any IFAC meeting. Corresponding author T. W. Scholten. Tel. +3150 363 3077.

Email addresses: t.w.scholten@rug.nl (Tjardo Scholten), c.de.persis@rug.nl (Claudio De Persis), p.tesi@rug.nl (Pietro Tesi).

constraints in a natural way, as has been shown in [12], where a capacity maximization and balancing problem is solved. However, the stability of MPC systems is often hard to analyze and running MPC algorithms is computationally intensive. A solution that avoids the use of MPC but does not consider any optimality is provided in [9]. In this paper they show that there exists a strong relation between clustering, optimal network flow problems and output agreement.

In [29] necessary and sufficient conditions are provided to guarantee load balancing in the presence of input constraints but with no optimality. It is shown that if the graph has uni-directional flow due to the saturation, a sufficient condition for output agreement is that the associated directed graph is strongly connected. The same authors recently provided a result in which proportional-integral (PI) controllers are able to handle state constraints [30].

Inspired by [29] and [8], we consider a flow network with constant disturbances and saturated transfer rates on the links. Furthermore, we consider inputs on the nodes, which may also be subject to saturation. This is motivated by networks in which the inputs represent production rates, which have a minimal and/or maximal capacities. The main contributions of this paper are twofold. First, we provide two distributed controllers, one that regulates the input on each node and one that controls the flows on the edges. Building upon [26], [7] and [8], we show that these distributed controllers guarantee convergence to a quasi-optimal steady state, that is, to a steady state that is arbitrarily close to the optimal one. Second, we extend this result in the presence of heterogeneous saturation on both inputs. In particular, we can enforce positivity constraints on the link flows, *i.e.* a network with unidirectional flows. In both cases we provide sufficient conditions for global asymptotic stability based on Lyapunov arguments. Finally, we apply these results to a district heating system with storage devices.

The structure of the paper is as follows. In Section 2 we introduce the model along with two problem formulations. The first problem considers optimal steady state inputs, whereas the second one is an extension, in which we additionally consider saturation on the inputs and the flows. The solution to the first problem is given in Section 3 and the one to the second problem is given in Section 4. Finally, we present a case study in Section 5, followed by the conclusions in Section 6.

1.1 Notation

Let \mathbb{R} denote the set of real numbers and let $\mathbb{R}_{\geq 0}$ be the set of non-negative real numbers. Similar to [1], we define a directed graph \mathcal{G}' as $\mathcal{G}' = (\mathcal{E}', \mathcal{V})$, where \mathcal{V} is the set of vertices and \mathcal{E}' is the set of directed edges. Furthermore, we define the undirected graph \mathcal{G} as $\mathcal{G} = (\mathcal{E}, \mathcal{V})$ where \mathcal{E}

contains the same, but undirected, vertices as in \mathcal{E}' . Corresponding to the direction of a directed edge, we assign a $-$ and $+$ at the ends, where it connects to a vertex, while for an undirected graph the $-$ and $+$ are assigned arbitrarily. Using this we introduce the incidence matrix $B \in \mathbb{R}^{n \times m}$, whose elements are defined as

$$b_{ik} = \begin{cases} 1 & : \text{if the } i\text{th node connects to} \\ & \text{the positive (+) end of edge } k \\ -1 & : \text{if the } i\text{th node connects to} \\ & \text{the negative (-) end of edge } k \\ 0 & : \text{otherwise.} \end{cases}$$

The Laplacian matrix is defined as $L = BB^T$ and let $\mathbf{1}$ be the all ones vector. For any matrix A we define $\text{Im}(A)$ to be the image, $\ker(A)$ to be the kernel and A^\dagger to be the Moore-Penrose pseudo-inverse of A . For a vector space \mathcal{S} we define \mathcal{S}^\perp to be the orthogonal complement of \mathcal{S} , and let $\text{span}(\mathcal{S}) = \left\{ \sum_{i=1}^k \lambda_i x_i \mid k \in \mathbb{N}, x_i \in \mathcal{S}, \lambda_i \in \mathbb{R} \right\}$. For a vector $x \in \mathbb{R}^n$ we define $\|x\|$ to be a norm and the matrix norm is defined as

$$\|A\| = \sup\{\|Ax\| : x \in \mathbb{R}^n \text{ with } \|x\| = 1\}.$$

The i -th element of a vector x is denoted as $(x)_i \in \mathbb{R}$, where the brackets are omitted if it causes no ambiguity. Next we define the multidimensional saturation function $\text{sat}(x; x^-, x^+) : \mathbb{R}^n \rightarrow \mathbb{R}^n$ as

$$\text{sat}(x; x^-, x^+)_i := \begin{cases} x_i^- & : \text{if } x_i \leq x_i^- \\ x_i & : \text{if } x_i^- < x_i < x_i^+ \\ x_i^+ & : \text{if } x_i^+ \leq x_i, \end{cases}$$

where $x_i^-, x_i^+ \in \mathbb{R}$. Lastly, for $a, b \in \mathbb{R}^n$ we define the inequalities (*e.g.* $a \leq b$) element-wise.

2 FLOW NETWORKS

2.1 Model

We consider a network of physically linked undamped dynamical systems which can be represented by a graph $\mathcal{G} = (\mathcal{E}, \mathcal{V})$, where $|\mathcal{E}| = m$ and $|\mathcal{V}| = n$. Each node i has an input $(u_p)_i$ and a disturbance d_i , along with a state variable x_i . A second input $(u_e)_j$ is associated to each link j , which represents the transportation between the nodes. The dynamic model is as follows:

$$\begin{aligned} \dot{x}(t) &= Bu_e(t) + u_p(t) + d \\ y(t) &= x(t) - \bar{x}(t), \end{aligned} \tag{1}$$

where $x(t), u_p(t), y(t), d \in \mathbb{R}^n$ and $u_e(t) \in \mathbb{R}^m$. The inputs $u_p(t)$ and $u_e(t)$ are considered to be controllable

and the disturbance d is regarded as an unknown constant. Finally, we regard $\bar{x}(t) \in \mathbb{R}^n$ as the reference signal and we assume it to be of the form

$$\bar{x}(t) = \bar{x}_0 + \bar{x}_s t, \quad (2)$$

where $\bar{x}_0 \in \mathbb{R}^n$ and $\bar{x}_s \in \mathbb{R}^n$ are considered to be known constants.

Remark 1 *The motivation to have a ramp for the reference signal $\bar{x}(t)$ comes from flow networks in which x is considered to be a stored quantity. Namely, in these networks it can be desirable to have intervals during which constant charging ($\bar{x}_s > 0$) or discharging ($\bar{x}_s < 0$) occurs. To this end we will refer to \bar{x}_s as the storage rate. Note that (2) reduces to a standard constant setpoint in the case $\bar{x}_s = 0$.*

To keep the notation as light as possible, we omit in the remainder of this paper the explicit dependence on t of all the previously defined variables whenever it causes no confusion.

2.2 Optimal feedforward input

In order to state our control problem we first define, similar to [26], [7] and [8], an optimization problem whose optimum should be achieved at steady state. This is motivated by hydraulic and district heating networks (see e.g. [15], [14] and [25]) that have producers on the nodes with heterogenous production costs. To this end, we assign a linear-quadratic input-dependent cost at each node, which is given by

$$C_i((u_p)_i) = s_i + r_i(u_p)_i + \frac{1}{2}q_i(u_p)_i^2, \quad (3)$$

with $s_i, r_i \in \mathbb{R}$ and we assume that $q_i \in \mathbb{R}_{>0}$. Note that this assumption implies that (3) is strictly convex. The total cost function we consider is given by $C(u_p) = \sum_{i=1}^n C_i((u_p)_i)$ which can be written as

$$C(u_p) = s + r^T u_p + \frac{1}{2} u_p^T Q u_p, \quad (4)$$

where $s := \sum_{i=1}^n s_i$, $r = (r_1 \dots r_n)^T$ and $Q := \text{diag}(q_1, \dots, q_n)$. Furthermore we want that the total input matches the disturbance plus the prescribed storage rate \bar{x}_s at steady state, i.e. $\mathbf{1}^T(u_p + d - \bar{x}_s) = 0$. For these reasons we consider the following optimization problem:

$$\begin{aligned} & \underset{u_p}{\text{minimize}} && C(u_p) \\ & \text{subject to} && \mathbf{1}^T(u_p + d - \bar{x}_s) = 0. \end{aligned} \quad (5)$$

Lemma 1 *The solution to (5) is given by*

$$\bar{u}_p = -Q^{-1} \left(\frac{\mathbf{1}\mathbf{1}^T}{\mathbf{1}^T Q^{-1} \mathbf{1}} (d - \bar{x}_s - Q^{-1}r) + r \right). \quad (6)$$

Proof: The proof is standard and therefore omitted. \square

We point out that \bar{u}_p depends on the unmeasured disturbance d . Keeping this in mind and having obtained the expression (6), we are ready to define our control problems.

2.3 Control problems

We define two state regulation problems fulfilling optimality condition (6) at steady state.

Problem 1 *Design distributed controllers that regulate the flow on the edges u_e and input u_p at the nodes such that*

$$\lim_{t \rightarrow \infty} \|x(t) - \bar{x}(t)\| = 0 \quad (7)$$

$$\lim_{t \rightarrow \infty} \|u_p(t) - \bar{u}_p\| = 0, \quad (8)$$

where \bar{u}_p is as in (6) and $\bar{x}(t)$ is as in (2).

We extend this problem statement by considering constraints on the input. Furthermore, motivated by physical limitations, we impose uni-directional and maximal flow constraints on the edges. Hence, Problem 2 is formulated as follows:

Problem 2 *For any given positive (arbitrarily small) numbers ϵ_1 and ϵ_2 , design distributed controllers that regulate the flows on the edges u_e and input u_p at the nodes such that*

$$\lim_{t \rightarrow \infty} \|x(t) - \bar{x}(t)\| < \epsilon_1 \quad (9)$$

$$\lim_{t \rightarrow \infty} \|u_p(t) - \bar{u}_p\| < \epsilon_2, \quad (10)$$

where \bar{u}_p is as in (6) and $\bar{x} \in \mathbb{R}^n$ is as in (2). Furthermore,

$$u_p^- \leq u_p(t) \leq u_p^+ \quad (11a)$$

$$0 \leq u_e(t) \leq u_e^+, \quad (11b)$$

should hold for all $t \geq 0$.

Remark 2 *In contrast to asymptotical convergence as is considered in Problem 1, we resort to practical convergence in order to guarantee (11a) and (11b).*

We will now provide a solution to Problem 1 in Section 3 followed by a solution to Problem 2 in Section 4.

3 UNCONSTRAINED CASE

In this section we provide a solution to Problem 1, which also sets the ground for the controller design and analysis that solves Problem 2.

3.1 Controller design

To solve Problem 1 we propose two controllers, one generating u_e and one providing u_p . The former controller takes the outputs of the incident nodes as its input and takes the form of a standard PI controller. This controller is given by

$$\begin{aligned} \dot{x}_e &= \gamma_e B^T y \\ u_e &= -\gamma_c B^T y - \gamma_e x_e, \end{aligned} \quad (12)$$

where $\gamma_e, \gamma_c \in \mathbb{R}_{>0}$ are suitable gains. The latter controller, takes its local error measurement y as an input. To guarantee an optimal input at steady state we assign a state variable $(x_p)_i$ to each node. This state is communicated via a connected communication network that is represented by¹ L_c . The underlying graph of this communication networks can be directed or undirect, where we assume in the latter case that it is strongly connected. This results in the following controller

$$\dot{x}_p = -\gamma_l L_c x_p - \gamma_p Q^{-1} y \quad (13a)$$

$$u_p = Q^{-1}(\gamma_p x_p - r), \quad (13b)$$

where $\gamma_l, \gamma_p \in \mathbb{R}_{>0}$ are suitable gains. The controller is fully distributed due to the diagonal form of Q^{-1} and diffusive coupling between the states x_p . This coupling is required in order to achieve consensus of x_p and we will prove that this implies that u_p converges to the optimal steady state (6) despite the presence of disturbances.

Before we state the main theorem of this section we introduce the following lemma:

Lemma 2 *Let*

$$\bar{x}_p = -\frac{1}{\gamma_p} \frac{\mathbf{1}\mathbf{1}^T}{\mathbf{1}^T Q^{-1} \mathbf{1}} (d - \bar{x}_s - Q^{-1} r) \quad (14)$$

and \bar{x}_e be any solution to

$$\gamma_e B \bar{x}_e = \left(I - \frac{Q^{-1} \mathbf{1}\mathbf{1}^T}{\mathbf{1}^T Q^{-1} \mathbf{1}} \right) (d - \bar{x}_s - Q^{-1} r), \quad (15)$$

then the incremental states

$$\begin{aligned} \tilde{x} &= x - \bar{x} \\ \tilde{x}_p &= x_p - \bar{x}_p \\ \tilde{x}_e &= x_e - \bar{x}_e, \end{aligned} \quad (16)$$

¹ Note that the graph represented by L_c does not necessarily have to coincide with the graph represented by L .

with x , x_p and x_e as a solution to system (1), in closed loop with controllers (12) and (13), satisfy

$$\begin{aligned} \dot{\tilde{x}} &= -\gamma_c B B^T \tilde{x} - \gamma_e B \tilde{x}_e + \gamma_p Q^{-1} \tilde{x}_p \\ \dot{\tilde{x}}_p &= -\gamma_l L_c \tilde{x}_p - \gamma_p Q^{-1} \tilde{x} \\ \dot{\tilde{x}}_e &= \gamma_e B^T \tilde{x}. \end{aligned} \quad (17)$$

Furthermore, a solution to (15) always exists.

Proof: We combine (1) with (12) and (13), to obtain the closed loop system

$$\begin{aligned} \dot{x} &= -\gamma_c B B^T (x - \bar{x}) - \gamma_e B x_e \\ &\quad + Q^{-1}(\gamma_p x_p - r) + d \\ \dot{x}_p &= -\gamma_l L_c x_p - \gamma_p Q^{-1} (x - \bar{x}) \\ \dot{x}_e &= \gamma_e B^T (x - \bar{x}). \end{aligned} \quad (18)$$

In light of (16) it follows directly from (18) that (17) is satisfied. Lastly we prove that there exists a \bar{x}_e that satisfies (15). Since $\text{Im}(B) = \ker(B^T)^\perp = \text{span}(\mathbf{1})^\perp$ and $\mathbf{1}^T \left(I - \frac{Q^{-1} \mathbf{1}\mathbf{1}^T}{\mathbf{1}^T Q^{-1} \mathbf{1}} \right) = 0$, we know that there always exists a \bar{x}_e that satisfies (15), which concludes the proof. \square

Remark 3 *The closed loop dynamics (17) are similar to the linear version of the closed loop dynamics of power grids, as studied in [26]. The main difference in the model considered here, which requires a modification of the analysis, is the lack of damping terms.*

We will now state the following theorem which gives sufficient conditions to solve Problem 1.

Theorem 1 *If the graph \mathcal{G} is connected and there exists a pair of entries q_i, q_j such that $q_i \neq q_j$, then controllers (12) and (13), in closed loop with (1), solve Problem 1.*

Proof: In order to analyse the stability of the system, we use a standard quadratic Lyapunov function

$$V(\tilde{x}, \tilde{x}_e, \tilde{x}_p) = \frac{1}{2} \|\tilde{x}\|^2 + \frac{1}{2} \|\tilde{x}_p\|^2 + \frac{1}{2} \|\tilde{x}_e\|^2. \quad (19)$$

Using (17) it is easy to see that its derivative is given by

$$\dot{V}(\tilde{x}, \tilde{x}_e, \tilde{x}_p) = -\gamma_c \|B^T \tilde{x}\|^2 - \gamma_l \|B_c^T \tilde{x}_p\|^2, \quad (20)$$

where B_c is the incidence matrix of the communication graph and satisfies $B_c B_c^T = L_c$. Due to the quadratic form of V , it is clear that V is positive definite and radially unbounded. Using LaSalle's invariance principle we can conclude that $(\tilde{x}, \tilde{x}_e, \tilde{x}_p)$ converges to the largest invariant set where $\dot{V}(\tilde{x}, \tilde{x}_e, \tilde{x}_p) = 0$, which is given by

$$\mathcal{S} := \{(\tilde{x}, \tilde{x}_e, \tilde{x}_p) | B^T \tilde{x} = 0, B_c^T \tilde{x}_p = 0\}. \quad (21)$$

Next we characterize the dynamics on this invariant set \mathcal{S} . These, in light of (17), are given by

$$\dot{\tilde{x}} = -\gamma_e B \tilde{x}_e + \gamma_p Q^{-1} \tilde{x}_p \quad (22a)$$

$$\dot{\tilde{x}}_p = -\gamma_p Q^{-1} \tilde{x} \quad (22b)$$

$$\dot{\tilde{x}}_e = 0. \quad (22c)$$

Since the graphs that represent the physical interconnections and communications are both connected, we see that on \mathcal{S} both $\tilde{x} = \mathbf{1}\tilde{x}^*$ and $\tilde{x}_p = \mathbf{1}\tilde{x}_p^*$ are satisfied, where \tilde{x}^* and \tilde{x}_p^* are undetermined scalar functions. Together with (22b) we conclude that

$$\gamma_p (q_j^{-1} - q_i^{-1}) \tilde{x}^* = 0 \quad \text{for all } i, j. \quad (23)$$

By assumption there exist an i and j such that $q_j^{-1} \neq q_i^{-1}$, which implies, together with (23), that $\tilde{x}^* = 0$ and therefore also that $(\dot{\tilde{x}}_p)^* = 0$. By evaluating the dynamics of (22) we obtain

$$\tilde{x} = 0 \quad (24)$$

$$\tilde{x}_p = \frac{\gamma_e}{\gamma_p} Q B \tilde{x}_e, \quad (25)$$

from which it follows that $\mathbf{1}^T Q^{-1} \tilde{x}_p = 0$. Since we also know from (21) that $\tilde{x}_p = \mathbf{1}(\tilde{x}_p)_i$ this implies that $\tilde{x}_p = 0$. From this and (13b) we can now conclude that

$$\bar{u}_p = -Q^{-1} \left(\frac{\mathbf{1}\mathbf{1}^T}{\mathbf{1}^T Q^{-1} \mathbf{1}} (d - \bar{x}_s - Q^{-1}r) + r \right), \quad (26)$$

which coincides with the optimal steady state input in view of (6). By (24) and (26) we conclude that Problem 1 is solved. \square

Remark 4 By taking the gains γ_p non-identical at different nodes, the condition $q_i \neq q_j$ in Theorem 1 can be relaxed to $(\gamma_p)_j q_j^{-1} \neq (\gamma_p)_i q_i^{-1}$. This implies that if $q_j = q_i$ for all $i \neq j$, applying heterogenous gains would still guarantee convergence.

4 CONSTRAINED CASE

In this section we provide a solution to Problem 2 where, compared to Problem 1, we additionally have constraints (11) on the inputs u_p and u_e . We propose controllers that are similar to those presented in Section 3, while taking these additional constraints into account. To this end we modify (12) in order to satisfy (11b) and propose the following controller to generate u_e :

$$\dot{x}_e = \gamma_e B^T y \quad (27a)$$

$$u_e = \text{sat}(-\gamma_c B^T y - \gamma_e x_e; 0, u_e^+), \quad (27b)$$

where $\gamma_e, \gamma_c \in \mathbb{R}$ are appropriate gains. Note that the network has uni-directional flows since the lower bound of the saturation is identical to zero. For this reason the graph \mathcal{G}' , that models the physical interconnection, can be viewed as a directed one. We let the directions of the edges in \mathcal{E}' be such that they coincide with the permitted flow directions.

The controller that regulates the input on the nodes u_p uses the same principles as (13), with some additions in order to satisfy (11a). To this end, we saturate the output of this controller. However, this is not sufficient to guarantee convergence. For this reason we adjust the dynamics of the controller to

$$\dot{x}_p = -\gamma_l L_c \text{sat}(x_p; \frac{1}{\gamma_p} (Q u_p^- + r), \frac{1}{\gamma_p} (Q u_p^+ + r)) - \gamma_p Q^{-1} (y - \gamma_c B u_e) \quad (28a)$$

$$u_p = \text{sat}(Q^{-1}(\gamma_p x_p - r); u_p^-, u_p^+), \quad (28b)$$

where L_c is the Laplacian of a connected communication graph, γ_c is as in (27) and $\gamma_l, \gamma_p \in \mathbb{R}$ are appropriate gains.

Remark 5 Note that (28a) has $\gamma_p \gamma_c Q^{-1} B u_e$ as an additional term compared to (13). We will show that this term play a key role to prove convergence but it also causes a steady state error. Interestingly, this error can be made arbitrarily small by adjusting the gains γ_c, γ_p and γ_l . The practical consequence of this term is that the controller additionally needs to measure the difference between all the incoming and outgoing flows. Since these measurements are available locally, controller (28) is still fully distributed.

Remark 6 We observe that (1) in closed loop with controllers (27) and (28) is globally Lipschitz. For this reason we can conclude that a solution exists for all time $t \geq 0$.

Before we state our main theorem we define a change of coordinates in which we distinguish the desired steady state and the steady state deviation from the desired one, which we denote with a bar and hat, respectively. To this end, we let

$$\begin{aligned} \tilde{x} &= x - \bar{x} - \hat{x} \\ \tilde{x}_e &= x_e - \bar{x}_e - \hat{x}_e \\ \tilde{x}_p &= x_p - \bar{x}_p - \hat{x}_p, \end{aligned} \quad (29)$$

where \bar{x}_p is as in (14), \bar{x}_e is any solution to (15) and we define \hat{x}, \hat{x}_e and \hat{x}_p as the solution to

$$0 = B^T \hat{x} \quad (30a)$$

$$0 = -\gamma_e B \hat{x}_e + \gamma_p Q^{-1} \hat{x}_p \quad (30b)$$

$$0 = -\gamma_p Q^{-1} \hat{x} - \gamma_l L_c \hat{x}_p - \gamma_p \gamma_c \gamma_e Q^{-1} B (\hat{x}_e + \bar{x}_e). \quad (30c)$$

that has minimal Euclidean norm.

The next lemmas show that the solutions to (30) always exist and derive an incremental form for system (1) in closed loop with (27) and (28) in suitable new coordinates.

Lemma 3 *Solutions \hat{x} , \hat{x}_e and \hat{x}_p to (30) always exist and are given by:*

$$\hat{x}_p = \frac{\gamma}{\gamma_p} Q (\gamma \bar{Q} + \Phi)^{-1} \bar{Q}^2 Q \tilde{d} \quad (31)$$

$$\hat{x}_e = \frac{\gamma}{\gamma_e} B^\dagger (\gamma \bar{Q} + \Phi)^{-1} \bar{Q}^2 Q \tilde{d} \quad (32)$$

$$\hat{x} = \gamma_c \frac{\mathbf{1}\mathbf{1}^T Q^{-1}}{\mathbf{1}^T Q^{-1} \mathbf{1}} \left(I - \gamma (\gamma \bar{Q} + \Phi)^{-1} \bar{Q} \right) \bar{Q} Q \tilde{d}, \quad (33)$$

and

$$\gamma := \gamma_p^2 \frac{\gamma_c}{\gamma_l} \quad (34a)$$

$$\tilde{d} := d - \bar{x}_s - Q^{-1} r \quad (34b)$$

$$\bar{Q} := \frac{Q^{-1} \mathbf{1}\mathbf{1}^T Q^{-1}}{\mathbf{1}^T Q^{-1} \mathbf{1}} - Q^{-1} \quad (34c)$$

$$\Phi := -L_c Q + \frac{1}{n} \mathbf{1}\mathbf{1}^T. \quad (34d)$$

Proof: From (30a) and (30b) we obtain that

$$\hat{x} = \mathbf{1} \hat{x}^* \quad (35)$$

$$0 = \mathbf{1}^T Q^{-1} \hat{x}_p, \quad (36)$$

for some scalar function \hat{x}^* . From (15) we can see that \bar{x}_e is any solution to

$$\gamma_e B \bar{x}_e = -\bar{Q} Q \tilde{d}, \quad (37)$$

which combined this with (35), (30b) and (30c) results in

$$\begin{aligned} & \left(L_c + \gamma_p^2 \frac{\gamma_c}{\gamma_l} Q^{-2} \right) \hat{x}_p = \\ & - \frac{\gamma_p}{\gamma_l} Q^{-1} \mathbf{1} \hat{x}^* + \gamma_p \frac{\gamma_c}{\gamma_l} Q^{-1} \bar{Q} Q \tilde{d}. \end{aligned} \quad (38)$$

By solving for \hat{x}^* we obtain

$$\hat{x}^* = -\gamma_c \frac{\mathbf{1}^T Q^{-1}}{\mathbf{1}^T Q^{-1} \mathbf{1}} \left(\gamma_p Q^{-1} \hat{x}_p - \bar{Q} Q \tilde{d} \right). \quad (39)$$

Substituting (39) in (38) and combining this with (36) yields

$$\bar{Q} Q^{-1} \hat{x}_p = \begin{pmatrix} \gamma_p \frac{\gamma_c}{\gamma_l} \bar{Q} \\ 0 \end{pmatrix} \bar{Q} Q \tilde{d}. \quad (40)$$

where \bar{Q} is as in (34c) and \tilde{Q} is defined as

$$\tilde{Q} := \begin{pmatrix} \gamma \bar{Q} - L_c Q \\ \mathbf{1}^T \end{pmatrix}. \quad (41)$$

Due to Lemma 5 in Appendix A we know that $(\tilde{Q}^T \tilde{Q})^{-1}$, $(\gamma \bar{Q} - L_c Q + \mathbf{1}\mathbf{1}^T)^{-T}$ and $(\gamma \bar{Q} - L_c Q + \frac{1}{n} \mathbf{1}\mathbf{1}^T)^{-1}$ exists. This implies that the solution of (40) is given by (31), since

$$\begin{aligned} \hat{x}_p &= \frac{1}{\gamma_p} Q (\tilde{Q}^T \tilde{Q})^{-1} \tilde{Q}^T \begin{pmatrix} \gamma \bar{Q} \\ 0 \end{pmatrix} \bar{Q} Q \tilde{d} \\ &= \frac{\gamma}{\gamma_p} Q \left((\gamma \bar{Q} - L_c Q + \mathbf{1}\mathbf{1}^T)^T (\gamma \bar{Q} - L_c Q + \frac{\mathbf{1}\mathbf{1}^T}{n}) \right)^{-1} \\ & \quad (\gamma \bar{Q} - L_c Q + \mathbf{1}\mathbf{1}^T)^T \bar{Q}^2 Q \tilde{d} \\ &= \frac{\gamma}{\gamma_p} Q \left(\gamma \bar{Q} - L_c Q + \frac{1}{n} \mathbf{1}\mathbf{1}^T \right)^{-1} \bar{Q}^2 Q \tilde{d}, \end{aligned} \quad (42)$$

where we used the identities $\mathbf{1}^T \bar{Q} = 0$ and (A.6) in Appendix A. By combining (35), (39) and (42) we immediately observe that (33) is satisfied.

To find \hat{x}_e we use (30b) and obtain

$$B \hat{x}_e = \frac{\gamma_p}{\gamma_e} Q^{-1} \hat{x}_p. \quad (43)$$

To prove that (43) has a solution we use the identity $\mathbf{1}^T (\gamma \bar{Q} + \Phi) = \mathbf{1}^T$ and from Lemma 5 in Appendix A we know that $(\gamma \bar{Q} + \Phi)$ is invertible. This implies that $\mathbf{1}^T (\gamma \bar{Q} + \Phi)^{-1} = \mathbf{1}^T$ and therefore we have that $\mathbf{1}^T (\gamma \bar{Q} + \Phi)^{-1} \bar{Q} = 0$. Since $\text{Im}(B) = \ker(B^T)^\perp = \text{span}(\mathbf{1})^\perp$ we conclude that (43) has a solution. Moreover, a solution with the minimal Euclidean norm is given by

$$\hat{x}_e = B^\dagger \frac{\gamma_p}{\gamma_e} Q^{-1} \hat{x}_p, \quad (44)$$

and due to (42) it is easy to see that (44) coincides with (32). Lastly it can be checked that (31)-(33) satisfies (30) identically, which concludes this proof. \square

Lemma 4 *The incremental states as in (29), where x , x_e and x_p are the solution to (1) in closed loop with (27) and (28), and \bar{x}_e as any solution to (15), \bar{x}_p as in (14) and \hat{x}_p , \hat{x}_e , \hat{x} as defined as in (30), satisfy*

$$\begin{aligned} \dot{\hat{x}} &= B \text{sat}_e(\tilde{x}, \tilde{x}_e) + \gamma_p Q^{-1} \text{sat}_p(\tilde{x}_p) \\ \dot{\hat{x}}_p &= -\gamma_l L_c \text{sat}_p(\tilde{x}_p) + \gamma_p \gamma_c Q^{-1} B \text{sat}_e(\tilde{x}, \tilde{x}_e) \\ & \quad - \gamma_p Q^{-1} \tilde{x} \\ \dot{\hat{x}}_e &= \gamma_e B^T \tilde{x}, \end{aligned} \quad (45)$$

where

$$\text{sat}_e(\tilde{x}, \tilde{x}_e) := \text{sat}(-\gamma_c B^T \tilde{x} - \gamma_e \tilde{x}_e; x_p^-, x_p^+) \quad (46)$$

$$\text{sat}_p(\tilde{x}_p) := \text{sat}(\tilde{x}_p; x_p^-, x_p^+), \quad (47)$$

with

$$x_e^- = \gamma_e(\bar{x}_e + \hat{x}_e) \quad (48)$$

$$x_e^+ = \gamma_e(\bar{x}_e + \hat{x}_e) + u_e^+ \quad (49)$$

$$x_p^- = \frac{1}{\gamma_p}(Qu_p^- + r) - (\bar{x}_p + \hat{x}_p) \quad (50)$$

$$x_p^+ = \frac{1}{\gamma_p}(Qu_p^+ + r) - (\bar{x}_p + \hat{x}_p). \quad (51)$$

Proof: We first write system (1) in closed loop with (27) and (28) and obtain

$$\begin{aligned} \dot{x} &= \gamma_p Q^{-1} \text{sat}(x_p; \frac{1}{\gamma_p}(Qu_p^- + r), \frac{1}{\gamma_p}(Qu_p^+ + r)) \\ &\quad + B \text{sat}(-\gamma_c B^T(x - \bar{x}) - \gamma_e x_e; 0, u_e^+) + \bar{d} \\ &\quad - Q^{-1}r \\ \dot{x}_p &= -\gamma_l L_c \text{sat}(x_p; \frac{1}{\gamma_p}(Qu_p^- + r), \frac{1}{\gamma_p}(Qu_p^+ + r)) \quad (52) \\ &\quad - \gamma_p Q^{-1}(x - \bar{x}) + \gamma_p \gamma_c Q^{-1}B \cdot \\ &\quad \text{sat}(-\gamma_c B^T(x - \bar{x}) - \gamma_e x_e; 0, u_e^+) \\ \dot{x}_e &= \gamma_e B^T(x - \bar{x}), \end{aligned}$$

where we used the identities $\text{sat}(A^{-1}x; x^-, x^+) = A^{-1}\text{sat}(x; Ax^-, Ax^+)$ and $\text{sat}(x+a; x^-, x^+) = \text{sat}(x; x^- - a, Ax^+ - a) + a$. Using (14), (15), (29) and (30) we can see that (52) gives the desired result. \square

Suppose that the steady states are unsaturated and $y = 0$, then (27b) and (28b) at steady state read as

$$\bar{u}_p = \gamma_p Q^{-1} \bar{x}_p - r \quad (53)$$

$$\bar{u}_e = -\gamma_e \bar{x}_e. \quad (54)$$

This implies, in view of (14) and (15) that

$$\bar{u}_p = -\frac{Q^{-1}\mathbb{1}\mathbb{1}^T}{\mathbb{1}^T Q^{-1}\mathbb{1}}(d - \bar{x}_s - Q^{-1}r) - r \quad (55)$$

$$B\bar{u}_e = \bar{Q}Q(d - \bar{x}_s - Q^{-1}r), \quad (56)$$

where \bar{Q} is as defined in (34c). We note that (53) is, in light of (6), the desired steady state input. Furthermore it is important to note that \bar{u}_p and \bar{u}_e are independent of any gain parameters.

A sufficient condition to guarantee that the desired steady state exists is that the steady state inputs \bar{u}_p and \bar{u}_e are unsaturated. Furthermore, we will show

that a sufficient condition to guarantee that this steady state is attractive is that the steady state inputs are strictly unsaturated. For these reasons we introduce the following definition.

Definition 1 (*Feasibility condition*). Given d , r and Q , let \bar{x}_p be as in (14) and let \bar{x}_e be any solution of (15). We say that u_e^+ , u_p^- and u_p^+ satisfy the feasibility condition if there exist \bar{u}_p and \bar{u}_e , as in (53) and (54), such that

$$u_p^- < \bar{u}_p < u_p^+, \quad (57)$$

$$0 < \bar{u}_e < u_e^+. \quad (58)$$

Before we state Theorem 2 we define

$$\hat{u}_p := \gamma_p Q^{-1} \hat{x}_p \quad (59)$$

$$\hat{u}_e := -\gamma_e \hat{x}_e, \quad (60)$$

with \hat{x}_p and \hat{x}_e as in (31) and (32), respectively. We refer to \hat{u}_p and \hat{u}_e as the steady state input errors. We are now ready to state the main result of this paper.

Theorem 2 Let u_e^+ , u_p^- and u_p^+ satisfy the feasibility condition for a given d , r and Q . Then Problem 2 is solved by controllers (27)-(28) with a suitable choice of γ_c , γ_p and γ_l if:

- (1) there exists at least one pair q_i, q_j such that $q_i \neq q_j$,
- (2) the directed graph \mathcal{G}' is strongly connected,

Proof: In order to prove Theorem 2 we will show that $\lim_{t \rightarrow \infty} \tilde{x} = 0$ and $\lim_{t \rightarrow \infty} \tilde{x}_p = 0$ and argue that this implies that Problem 2 is solved. Let V be as in Lemma 9 in Appendix A. Using this same Lemma we know that we can invoke LaSalle's invariance principle to show that $(\tilde{x}, \tilde{x}_e, \tilde{x}_p)$ converges to the largest invariant set where $\dot{V} = 0$, which is given by

$$\mathcal{S} := \{(\tilde{x}, \tilde{x}_e, \tilde{x}_p) | B \text{sat}_e(\tilde{x}, \tilde{x}_e) = 0, B_c^T \text{sat}_p(\tilde{x}_p) = 0\}, \quad (61)$$

with $\text{sat}_e(\tilde{x}, \tilde{x}_e)$ as in (46) and $\text{sat}_p(\tilde{x}_p)$ as in (47). In light of (45), we can see that the dynamics on this invariant set \mathcal{S} are given by

$$\dot{\tilde{x}} = \gamma_p Q^{-1} \text{sat}_p(\tilde{x}_p) \quad (62a)$$

$$\dot{\tilde{x}}_p = -\gamma_p Q^{-1} \tilde{x} \quad (62b)$$

$$\dot{\tilde{x}}_e = B^T \tilde{x}. \quad (62c)$$

First we will prove that on this invariant set \mathcal{S} , necessarily $\tilde{x}_p = 0$.

Let x_p^- and x_p^+ be as in (50) and (51), respectively, then by Lemma 8 in Appendix A we know that $x_p^- < 0$ and

$x_p^+ > 0$. Now assume by contradiction that there exists a $(\tilde{x}_p)_i$, which is not identically equal to zero. Now consider two cases, either $(\tilde{x}_p)_j = 0$ for all $j \neq i$ or there exists at least one other $(\tilde{x}_p)_j$, with $i \neq j$, which is not identically equal to zero. In the first case we have that

$$\text{sat}((\tilde{x}_p)_j; (x_p^-)_j, (x_p^+)_j) = 0, \quad (63)$$

for each $j \neq i$, since $(x_p^-)_j < 0$, $(x_p^+)_j > 0$. Furthermore, since B_c is the incidence matrix of a (strongly) connected graph, it holds that $B_c^T \text{sat}_p(\tilde{x}_p) = 0$, which implies that

$$\begin{aligned} & \text{sat}((\tilde{x}_p)_i; (x_p^-)_i, (x_p^+)_i) \\ & = \text{sat}((\tilde{x}_p)_j; (x_p^-)_j, (x_p^+)_j), \end{aligned} \quad (64)$$

for each i and j . From (63) and (64) we can now conclude that $(\tilde{x}_p)_i = 0$ since also $(x_p^-)_i < 0$, $(x_p^+)_i > 0$. Therefore we have a contradiction and necessarily $(\tilde{x}_p)_i = 0$.

Now consider the second case, where we assume that there exists at least another $(\tilde{x}_p)_j$, with $i \neq j$, which is not identically equal to zero. By (62a) and (62b) we obtain that $\ddot{\tilde{x}}_p = -\gamma_p^2 Q^{-2} \text{sat}_p(\tilde{x}_p)$, which implies that for each element i we have that

$$(\ddot{\tilde{x}}_p)_i = \begin{cases} -\gamma_p^2 q_i^{-2} (x_p^-)_i & \text{if } (\tilde{x}_p)_i \leq (x_p^-)_i \\ -\gamma_p^2 q_i^{-2} (x_p^+)_i & \text{if } (x_p^+)_i \leq (\tilde{x}_p)_i \\ -\gamma_p^2 q_i^{-2} (\tilde{x}_p)_i & \text{otherwise.} \end{cases} \quad (65)$$

Let $p^- := \max_i (x_p^-)_i$ and $p^+ := \min_i (x_p^+)_i$. Now we see that the solution $(\tilde{x}_p)_i$ to (65) consists of parts that are periodic when the saturation is inactive, and are parabolic when the saturation is active. The intervals in which $(\tilde{x}_p)_i$ has a parabolic behaviour have a finite length, since $(\ddot{\tilde{x}}_p)_i < 0$ if $(\tilde{x}_p)_i > 0$ and $(\ddot{\tilde{x}}_p)_i > 0$ if $(\tilde{x}_p)_i < 0$, ensuring that it enters the unsaturated range. Furthermore, it is easy to see that in the unsaturated range the periodic behaviour forces $(\tilde{x}_p)_i$ to cross the origin in finite time. For this reason there exists an interval (T_1, T_2) such that

$$p^- \leq (\tilde{x}_p)_i \leq p^+, \quad (66)$$

on which, by definition of p^- and p^+ , all the saturations are inactive. This, together with (61) implies that $\tilde{x}_p = \mathbf{1}\alpha(t)$, where $\alpha(t) \in \mathbb{R}$. Due to (62a) and (62b), we have that

$$\mathbf{1}\ddot{\alpha}(t) = -Q^{-2}\mathbf{1}\alpha(t), \quad (67)$$

which implies that

$$-q_i^{-2}\alpha(t) = -q_j^{-2}\alpha(t), \quad (68)$$

for some i, j . Now, by assumption we know that there exists an i and a j such that $q_i \neq q_j$, which implies that $\alpha(t) = 0$. It follows that $\tilde{x}_p(t) = 0$ for $t \in (T_1, T_2)$. Also note that $(\tilde{x}_p)_i$ enters the interval (T_1, T_2) in finite

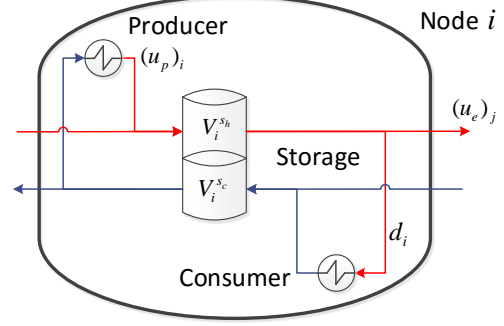


Fig. 1. A node in the network

time and by (65) we see that $(\tilde{x}_p)_i$ is locally Lipschitz continuous, hence cannot undergo jumps. This implies that $\tilde{x}_p(t) = 0$ for all $t \geq 0$ on the invariant set \mathcal{S} which is a contradiction, implying that at most one $(\tilde{x}_p)_i$ is not identically equal to zero. As this case has already been ruled out, we obtain that $\tilde{x}_p(t) = 0$ for all $t \geq 0$ on the invariant set \mathcal{S} .

It is now trivial to prove that $\tilde{x} = 0$ on \mathcal{S} . Due to (62b) we can see that

$$0 = -Q^{-1}\tilde{x}, \quad (69)$$

which implies that $\tilde{x} = 0$.

Finally, due to a suitable choice of γ_c , γ_p and γ_l , Lemma 7 in Appendix A and (29), we have that

$$\begin{aligned} \lim_{t \rightarrow \infty} \|x - \bar{x}\| &= \lim_{t \rightarrow \infty} \|\tilde{x} + \hat{x}\| = \|\hat{x}\| < \epsilon_1 \\ \lim_{t \rightarrow \infty} \|u_p - \bar{u}_p\| &= \lim_{t \rightarrow \infty} \|\tilde{u}_p + \hat{u}_p\| = \|\hat{u}_p\| < \epsilon_2, \end{aligned} \quad (70)$$

and therefore the thesis follows. \square

Remark 7 The choice of γ_c , γ_p and γ_l for which Problem 2 is solved are explicitly constructed in Lemma 7 in Appendix A. A discussion on this choice can be found in Remark 8 in Appendix A.

5 Case study

Motivated by our previous work [25], we provide a case study in which we consider a district heating system. The setup is such that each node has a producer, a consumer and a stratified storage tank. This storage tank has a hot and cold layer of water of which the variable volumes are denoted as V_i^{sh} and V_i^{sc} , respectively and are both given in m^3 . The topology of a node is given in Figure 1, and these nodes are connected via a graph \mathcal{G} . Using mass conservation laws, we obtain the dynamics for the hot and cold storage layers. These dynamics are given by

$$\dot{V}^{sh} = B\theta + q^p - q^c \quad (71)$$

$$\dot{V}^{sc} = -B\theta - q^p + q^c, \quad (72)$$

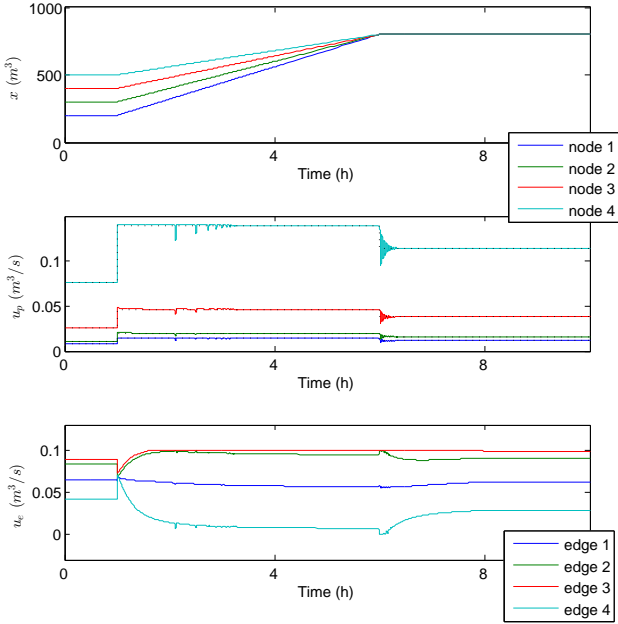


Fig. 2. Volumes, flows and production in the presence of saturation.

where q^p and q^c are the flows through the heat exchanger of the producer and consumer, respectively, and θ is the flow on a link, which are all given in m^3/s . By defining $x = V^{S_h}$, $u_e = \theta$, $u_p = q^p$ and $d = q^c$, it is easy to see that (71) has the same dynamics as (1). Since $\dot{V}^{S_h} + \dot{V}^{S_c} = 0$ implies that $V^{S_h}(t) + V^{S_c}(t) = V^{S_h}(0) + V^{S_c}(0)$ it is trivial to obtain the state of V^{S_c} , if V^{S_h} is given. To this end we perform a simulation where we only consider (71).

5.1 Simulation

We perform a simulation over a 24 hour time interval and use a circle graph consisting of four nodes. The entries of the quadratic cost functions are given by

$$Q = \text{diag} \left(1 \ 0.7 \ 0.3 \ 0.1 \right),$$

while s and r are zero vectors. We initialize the system at steady state, with the demand and the volume setpoint given by

$$d = - \begin{pmatrix} 0.03 & 0.03 & 0.03 & 0.03 \end{pmatrix}$$

$$\bar{x} = \begin{pmatrix} 200 & 300 & 400 & 500 \end{pmatrix}.$$

We investigate the response of the system to a ramp reference signal as well as to an increase in demand. First, at $t = 1h$ we switch from a constant reference signal to

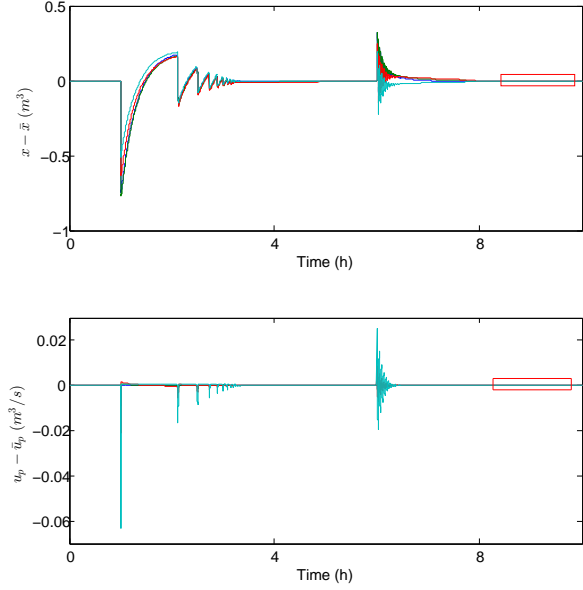


Fig. 3. Deviations from the volume setpoints and optimal production.

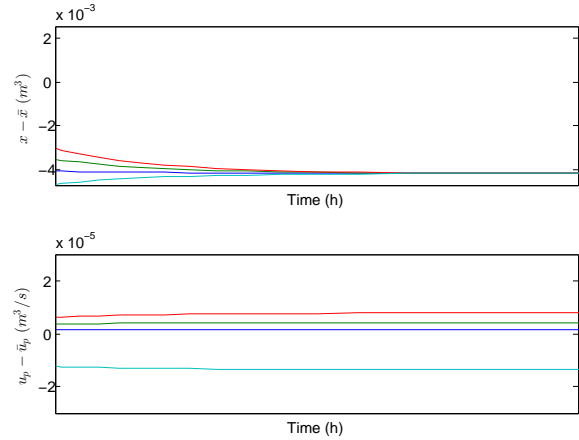


Fig. 4. Enlargement of the highlighted areas of Figure 3.

a ramp such that at $t = 6h$, \bar{x} becomes

$$\bar{x} = \begin{pmatrix} 800 & 800 & 800 & 800 \end{pmatrix}.$$

Soon after this interval we increase the demand by 50% and keep the setpoints constant. The saturation bounds on the production are given by $u_p^- = 0m^3/s$ and $u_p^+ = 0.14m^3/s$ while $u_e^- = 0.1m^3/s$ and the error bounds, as defined in (9) and (10), are set to $\epsilon_1 = 10^{-2}$ and $\epsilon_2 = 10^{-4}$.

Based on Lemma 7 in Appendix A we can explicitly calculate the bounds on γ_c , γ_p and γ_l (see (A.20a) and (A.20b)). To illustrate how these gains are found, we investigate them for the first interval (*i.e.* between 0h and

1h). In that case the numerical value of the right hand side of (A.20a) is 0.1324 and $\|\Phi^{-1}\bar{Q}^2Q\tilde{d}\| = 0.7773$. Furthermore, we have that $\frac{\|\Phi^{-1}\bar{Q}^2Q\tilde{d}\|}{\|\Phi^{-1}\bar{Q}\|} = 0.0676$ and by taking $\theta = 0.9985$ this implies that $\delta_\theta = 10^{-4}$. Additionally we have that $\delta_p = 0.0058$ and $\delta_e = 0.0087$ which means that $\min\{\delta_p, \delta_e, \delta_\theta, \epsilon_2\} = \epsilon_2$. It is now easily verified that the conditions in (A.20) are satisfied if $\gamma_c < 0.1109$ and $\gamma_p^2/\gamma_l < 1.90 \cdot 10^{-4}$. If we therefore take $\gamma_p = 0.01$, $\gamma_l = 0.53$, $\gamma_e = 0.01$ and $\gamma_c = 0.11$ the conditions in (A.20) are clearly satisfied.

Plots of the resulting simulations can be found in Figure 2, in which we see that in all intervals $\lim_{t \rightarrow \infty} x \approx \bar{x}$ and $\lim_{t \rightarrow \infty} u_p \approx \bar{u}_p$. The optimal production \bar{u}_p in the middle plot is given by the dotted black line from which one can see that the jumps in the reference signal (corresponding to a transition to a charging phase) affects the optimal production levels. In the top plot of Figure 2 we can see that x is able to track the piecewise constant reference signal \bar{x} . The flow injected by the producers, depicted in the middle plot, show some transient behaviour after the switch to the charging phase and increase of demand. In the interval $1 \leq t \leq 4$, we can also see that the production on node 4 and the flows on edge 3 are subject to saturation which cause some wind-up phenomena.

In Figure 3 we see in the upper plot the deviation of x from \bar{x} and in the bottom plot the deviation of u_p from \bar{u}_p . Again the transient behaviour after $t = 1$ and $t = 6$ is clearly visible as well as the wind-up phenomena for $1 \leq t \leq 4$. Finally, an enlargement of the highlighted areas in Figure 3 can be found in Figure 4. From this Figure we can clearly see that at the end of the last interval we have that $\|x(t) - \bar{x}(t)\| < \epsilon_1$ and $\|u_p(t) - \bar{u}_p\| < \epsilon_2$, respectively.

6 CONCLUSION

We proposed dynamic feedback controllers that solve a quasi-optimal regulation problem with saturation on the inputs and the flows. The controllers are composed of two parts: the first part regulates the flows on the edges, which results in load balancing while the second part provides an optimal input on the nodes at steady state. We have stated sufficient conditions such that, in spite of the saturations, the controllers are still able to achieve quasi-optimal regulation.

An open problem is to consider general convex cost functions instead of the linear-quadratic cost functions we use. Another interesting problem is to extend this setup to time-varying disturbances as considered in [8], or extend it to a tracking problem of more general time varying signals. Lastly, we would like to investigate the existence of alternative controllers, that guarantee asymp-

totic convergence to the optimal steady state in the constrained case.

ACKNOWLEDGMENT

The work of C. De Persis, P. Tesi and T.W. Scholten is supported by the research grant *Flexiheat* (Ministerie van Economische Zaken, Landbouw en Innovatie). The work of C. De Persis is also supported by *Efficient Distribution of Green Energy* (Danish Research Council of Strategic Research) and *QUICK* (The Netherlands Organization of Scientific Research). Furthermore, the authors would like to thank JieQiang Wei for his valuable feedback on the paper.

References

- [1] Ravindra B. Bapat. *Graphs and matrices*. Springer-Verlag London, 2010.
- [2] Dario Bauso, Franco Blanchini, Laura Giarré, and Raffaele Pesenti. The linear saturated decentralized strategy for constrained flow control is asymptotically optimal. *Automatica*, 49(7):2206 – 2212, 2013.
- [3] Dimitri P. Bertsekas. *Network Optimization: continuous and discrete methods*, volume 8. Athena Scientific, Belmont, Massachusetts, 1998.
- [4] Franco Blanchini, Elisa Franco, Giulia Giordano, Vahid Mardanlou, and Pier Luca Montessoro. Compartmental flow control: Decentralization, robustness and optimality. *Automatica*, 64:18–28, 2016.
- [5] Stephen Boyd and Lieven Vandenberghe. *Convex optimization*. Cambridge University Press, 2004.
- [6] Daniel Burbano and Mario Di Bernardo. Distributed pid control for consensus of homogeneous and heterogeneous networks. *arXiv preprint arXiv:1409.2324*, 2014.
- [7] Mathias Bürger and Claudio De Persis. Dynamic coupling design for nonlinear output agreement and time-varying flow control. *Automatica*, 51:210–222, 2015.
- [8] Mathias Bürger, Claudio De Persis, and Frank Allgöwer. Dynamic pricing control for constrained distribution networks with storage. *Control of Network Systems, IEEE Transactions on*, 2(1):88–97, 2015.
- [9] Mathias Bürger, Daniel Zelazo, and Frank Allgöwer. Hierarchical clustering of dynamical networks using a saddle-point analysis. *Automatic Control, IEEE Transactions on*, 58(1):113–124, 2013.
- [10] Mathias Bürger, Daniel Zelazo, and Frank Allgöwer. Duality and network theory in passivity-based cooperative control. *Automatica*, 50(8):2051–2061, 2014.
- [11] Giacomo Como, Ketan Savla, Daron Acemoglu, Munther A Dahleh, and Emilio Frazzoli. Robust distributed routing in dynamical flow networks-part i: Locally responsive policies and weak resilience. *IEEE Transactions on Automatic Control*, 58(2):317–332, 2013.
- [12] Claus Danielson, Francesco Borrelli, Douglas Oliver, Dyche Anderson, and Tony Phillips. Constrained flow control in storage networks: Capacity maximization and balancing. *Automatica*, 49(9):2612–2621, 2013.

[13] Claudio De Persis. Balancing time-varying demand-supply in distribution networks: an internal model approach. In *Control Conference (ECC), 2013 European*, pages 748–753. IEEE, 2013.

[14] Claudio De Persis, Tom N. Jensen, Romeo Ortega, and Rafal Wisniewski. Output regulation of large-scale hydraulic networks. *Control Systems Technology, IEEE Transactions on*, 22(1):238–245, Jan 2014.

[15] Claudio De Persis and Carsten S. Kallesoe. Pressure regulation in nonlinear hydraulic networks by positive and quantized controls. *Control Systems Technology, IEEE Transactions on*, 19(6):1371–1383, Nov 2011.

[16] Miroslav Fiedler and Vlastimil Ptak. On matrices with non-positive off-diagonal elements and positive principal minors. *Czechoslovak Mathematical Journal*, 12(3):382–400, 1962.

[17] Bahman Ghahesifard and Jorge Cortés. Distributed continuous-time convex optimization on weight-balanced digraphs. *Automatic Control, IEEE Transactions on*, 59(3):781–786, 2014.

[18] Santosh K. Gupta, Koushik Kar, Sandipan Mishra, and John T Wen. Distributed consensus algorithms for collaborative temperature control in smart buildings. In *American Control Conference (ACC), 2015*, pages 5758–5763. IEEE, 2015.

[19] Bayu Jayawardhana, Romeo Ortega, Eloísa García-Canseco, and Fernando Castanos. Passivity of nonlinear incremental systems: Application to PI stabilization of nonlinear RLC circuits. *Systems & control letters*, 56(9):618–622, 2007.

[20] Hongkeun Kim and Claudio De Persis. Adaptation and disturbance rejection for output synchronization of incrementally output-feedback passive systems. *arXiv preprint arXiv:1509.03840*, 2015.

[21] Enrico Lovisari, Giacomo Como, and Ketan Savla. Stability of monotone dynamical flow networks. In *Decision and Control (CDC), 2014 IEEE 53rd Annual Conference on*, pages 2384–2389. IEEE, 2014.

[22] Romeo Ortega, Arjan van der Schaft, Fernando Castanos, and Alessandro Astolfi. Control by interconnection and standard passivity-based control of port-Hamiltonian systems. *Automatic Control, IEEE Transactions on*, 53(11):2527–2542, 2008.

[23] R. Tyrrell Rockafellar. *Network flows and monotropic optimization*. Wiley-Interscience, 1984 (610 pages), Republished by Athena Scientific, Belmont Massachusetts, 1998.

[24] José Guadalupe Romero, Alejandro Donaire, and Romeo Ortega. Robust energy shaping control of mechanical systems. *Systems & Control Letters*, 62(9):770–780, 2013.

[25] Tjardo W. Scholten, Claudio De Persis, and Pietro Tesi. Modeling and control of heat networks with storage: the single-producer multiple-consumer case. In *Proc. of the 14th European Control Conference 2015*, pages 2247–2252, 2015.

[26] Sebastian Trip, Mathias Bürger, and Claudio De Persis. An internal model approach to (optimal) frequency regulation in power grids with time-varying voltages. *Automatica*, 64:240–253, 2016.

[27] Arjan J. van der Schaft and Dimitri Jeltsema. Port-hamiltonian systems theory: An introductory overview. *Foundations and Trends in Systems and Control*, 1(2-3):173–378, 2014.

[28] Arjan J. van der Schaft and Jieqiang Wei. A Hamiltonian perspective on the control of dynamical distribution networks. In *4th IFAC Workshop on Lagrangian and*

Hamiltonian Methods for Non Linear Control, pages 24–29, 2012.

[29] Jieqiang Wei and Arjan J. van der Schaft. Load balancing of dynamical distribution networks with flow constraints and unknown in/outflows. *Systems & Control Letters*, 62(11):1001–1008, 2013.

[30] Jieqiang Wei and Arjan J. van der Schaft. Constrained proportional integral control of dynamical distribution networks with state constraints. In *Decision and Control (CDC), 2014 IEEE 53rd Annual Conference on*, pages 6056–6061. IEEE, 2014.

[31] Jinxin Zhao and Florian Dörfler. Distributed control and optimization in dc microgrids. *Automatica*, 61:18–26, 2015.

A LEMMAS

In order to prove Theorem 2 we introduce the following lemmas.

Lemma 5 *Let Q be a diagonal matrix with positive entries, let \tilde{Q} and \bar{Q} be as in (41) and (34c), respectively and let L_c be an undirected strongly connected Laplacian matrix, then $(\gamma\tilde{Q} - L_cQ + \mathbf{1}\mathbf{1}^T)$, $(\gamma\bar{Q} - L_cQ + \frac{1}{n}\mathbf{1}\mathbf{1}^T)$ and $\tilde{Q}^T\bar{Q}$ are full rank for all $\gamma \in \mathbb{R}_{\geq 0}$.*

Proof: We will first proof that all the columns of \tilde{Q} are linearly independent for all $\gamma \in \mathbb{R}_{\geq 0}$. From this we will then conclude that $\tilde{Q}^T\bar{Q}$, $(\gamma\tilde{Q} - L_cQ + \mathbf{1}\mathbf{1}^T)$ and $(\gamma\bar{Q} - L_cQ + \frac{1}{n}\mathbf{1}\mathbf{1}^T)$ are full rank. Let

$$A_n := L_cQ - \gamma\bar{Q}, \quad (\text{A.1})$$

now, since $\bar{Q}_{ij} \geq 0$ and $(L_cQ)_{ij} \leq 0$ for all $i \neq j$ we know that the off-diagonal elements of A_n are non-positive. Furthermore, since the graph associated to L_c is strongly connected, we have that $(L_c)_{ii} > 0$ and since $\mathbf{1}^T(L_cQ - \gamma\bar{Q}) = 0$, all the diagonal elements of A_n are strictly positive. Therefore we can write

$$A_n = \begin{pmatrix} a_{11} & -a_{12} & \dots & -a_{1n} \\ -a_{21} & a_{22} & \dots & -a_{2n} \\ \vdots & \vdots & \ddots & \vdots \\ -a_{n1} & -a_{n2} & \dots & a_{nn} \end{pmatrix}, \quad (\text{A.2})$$

with $a_{ii} > 0$ for all i and $a_{ij} \geq 0$ for all $i \neq j$. Moreover, since

$$\mathbf{1}^T(\gamma\bar{Q} - L_cQ) = 0, \quad (\text{A.3})$$

we can conclude that the diagonal elements are equal to the negative column sum of the off diagonal elements, i.e. $a_{ii} = \sum_{k=1, k \neq i}^n a_{ki}$. We will now prove that \tilde{Q} is full column rank. To this end we consider a square submatrix of \tilde{Q} which we define as

$$\tilde{Q}_{sub} = \begin{pmatrix} A_{n-1} & -a_{[n]} \\ \mathbf{1}_{n-1}^T & 1 \end{pmatrix}, \quad (\text{A.4})$$

where $a_{[n]} := \left(a_{1n} \ a_{2n} \ \dots \ a_{(n-1)n} \right)^T$. By the Schur complement we know that

$$\begin{aligned} \det(\bar{Q}_{sub}) &= \det(A_{n-1} + a_{[n]} \mathbf{1}_{n-1}^T) \\ &= (1 + \mathbf{1}_{n-1}^T A_{n-1}^{-1} a_{[n]}) \det(A_{n-1}). \end{aligned} \quad (\text{A.5})$$

Since A_{n-1} is a diagonal column-dominant matrix we obtain from the Gershgorin circle theorem that all the eigenvalues of A_{n-1}^T are strictly positive. This implies that $\det(A_{n-1}^T) \neq 0$ and since A_{n-1} is square we obtain $\det(A_{n-1}) \neq 0$. Furthermore, again due to the diagonal dominance property of A_{n-1} , we have that every principal minor (see *e.g.* [16] for a definition) of A_{n-1} is positive. This implies that A_{n-1} is inverse-positive, as is proven in [16]. From this it follows that $\mathbf{1}_{n-1}^T A_{n-1}^{-1} a_{[n]} > 0$ which results in $\det(\bar{Q}_{sub}) \neq 0$, implying that all the columns of \bar{Q}_{sub} are linearly independent. Since the number of columns of \bar{Q} and \bar{Q}_{sub} are equal, we can conclude that all the columns of \bar{Q} are linearly independent for all $\gamma \in \mathbb{R}_{\geq 0}$. This, and since $\bar{Q}^T \bar{Q}$ is a square matrix, immediately implies that $\bar{Q}^T \bar{Q}$ is full rank. Next we use the following identity

$$\begin{aligned} \bar{Q}^T \bar{Q} &= A_n^T A_n + \mathbf{1} \mathbf{1}^T \\ &= (\mathbf{1} \mathbf{1}^T - A_n)^T \left(\frac{1}{n} \mathbf{1} \mathbf{1}^T - A_n \right) \end{aligned} \quad (\text{A.6})$$

where A_n is as in (A.1). Since $\bar{Q}^T \bar{Q}$ is full rank, it follows directly that also $(\gamma \bar{Q} - L_c \bar{Q} + \frac{1}{n} \mathbf{1} \mathbf{1}^T)$ is full rank. In fact, suppose it is not full rank, then there exists a $x \neq 0$ such that $(\gamma \bar{Q} - L_c \bar{Q} + \frac{1}{n} \mathbf{1} \mathbf{1}^T)x = 0$. Due to (A.6) and (A.1) this implies that $\bar{Q}^T \bar{Q}x = 0$, which is a contradiction with $\bar{Q}^T \bar{Q}$ being full rank. Using the same argumentation it follows directly from (A.6) that also $(\gamma \bar{Q} - L_c \bar{Q} + \mathbf{1} \mathbf{1}^T)$ is full rank. \square

Lemma 6 *Let \bar{Q} and Φ as in (34c) and (34d), then Φ^{-1} exists. Furthermore, let*

$$0 < \gamma \leq \frac{\theta}{\|\Phi^{-1} \bar{Q}\|}, \quad (\text{A.7})$$

for some $0 < \theta < 1$, and let \hat{u}_p , \hat{u}_e and \hat{x} be as in (59), (60) and (39), then

$$\|\hat{u}_p\| \leq \gamma \frac{1}{1-\theta} \|\Phi^{-1} \bar{Q}^2 Q \tilde{d}\| \quad (\text{A.8})$$

$$\|\hat{u}_e\| \leq \gamma \frac{1}{1-\theta} \|B^\dagger\| \cdot \|\Phi^{-1} \bar{Q}^2 Q \tilde{d}\| \quad (\text{A.9})$$

$$\begin{aligned} \|\hat{x}\| &\leq \frac{\gamma_c}{\mathbf{1}^T Q^{-1} \mathbf{1}} \left(\|\mathbf{1} \mathbf{1}^T Q^{-1} \bar{Q} Q \tilde{d}\| \right. \\ &\quad \left. + \frac{\gamma}{1-\theta} \|\mathbf{1} \mathbf{1}^T Q^{-1}\| \cdot \|\Phi^{-1} \bar{Q}^2 Q \tilde{d}\| \right). \end{aligned} \quad (\text{A.10})$$

Proof: First we prove that Φ^{-1} exists. From Lemma 5 it follows directly that $(\gamma \bar{Q} + \Phi)$ is invertible for any $\gamma \geq 0$. By taking $\gamma = 0$ it follows that Φ^{-1} exists. Next we prove that (A.8)-(A.10) holds. To do this we make use of the following identity

$$\begin{aligned} &\sum_{k=0}^N (-\gamma \Phi^{-1} \bar{Q})^k (I + \gamma \Phi^{-1} \bar{Q}) \\ &= I + (-1)^N (\gamma \Phi^{-1} \bar{Q})^{N+1}. \end{aligned} \quad (\text{A.11})$$

Due to (A.7) we have

$$\|\gamma \Phi^{-1} \bar{Q}\| < 1, \quad (\text{A.12})$$

which implies that $I + \gamma \Phi^{-1} \bar{Q}$ is invertible. That is, suppose that $I + \gamma \Phi^{-1} \bar{Q}$ is not invertible, then there exists a non-zero x such that $(I + \gamma \Phi^{-1} \bar{Q})x = 0$. In such a case $0 \leq \|x\|(1 - \|\gamma \Phi^{-1} \bar{Q}\|)$, which contradicts (A.12). Then, after lengthy but standard arguments, (A.11) and (A.12) imply that

$$\sum_{k=0}^{\infty} (-\gamma \Phi^{-1} \bar{Q})^k = (I + \gamma \Phi^{-1} \bar{Q})^{-1}, \quad (\text{A.13})$$

from which we obtain, together with (A.7), that

$$\begin{aligned} \|(I + \gamma \Phi^{-1} \bar{Q})^{-1}\| &\leq \sum_{k=0}^{\infty} \|(-\gamma \Phi^{-1} \bar{Q})\|^k \\ &\leq \sum_{k=0}^{\infty} \theta^k. \end{aligned} \quad (\text{A.14})$$

Notice that the right hand side of (A.14) is a standard geometric series and this implies that

$$\|(\gamma \Phi^{-1} \bar{Q} + I)^{-1}\| \leq \frac{1}{1-\theta}. \quad (\text{A.15})$$

Combining (A.15) with (59) and (31) gives us that

$$\|\hat{u}_p\| = \|\gamma (\gamma \bar{Q} + \Phi)^{-1} \bar{Q}^2 Q \tilde{d}\| \quad (\text{A.16})$$

$$\leq \gamma \|\gamma \Phi^{-1} \bar{Q} + I\|^{-1} \cdot \|\Phi^{-1} \bar{Q}^2 Q \tilde{d}\| \quad (\text{A.17})$$

$$\leq \gamma \frac{1}{1-\theta} \|\Phi^{-1} \bar{Q}^2 Q \tilde{d}\|, \quad (\text{A.18})$$

which proves (A.8). Similarly, combining (A.15) with (60) and (32) give us (A.9). Finally, again using (A.15)

and combining this with (33), we obtain

$$\begin{aligned}
\|\hat{x}\| &= \left\| -\gamma_c \frac{\mathbf{1}\mathbf{1}^T Q^{-1}}{\mathbf{1}^T Q^{-1} \mathbf{1}} \right. \\
&\quad \left. \left(I - \gamma (\gamma \bar{Q} + \Phi)^{-1} \bar{Q} \right) \bar{Q} Q \tilde{d} \right\| \\
&\leq \frac{\gamma \gamma_c}{\mathbf{1}^T Q^{-1} \mathbf{1}} \|\mathbf{1}\mathbf{1}^T Q^{-1} (\gamma \bar{Q} + \Phi)^{-1} \bar{Q}^2 Q \tilde{d}\| \\
&\quad + \frac{\gamma_c}{\mathbf{1}^T Q^{-1} \mathbf{1}} \|\mathbf{1}\mathbf{1}^T Q^{-1} \bar{Q} Q \tilde{d}\| \\
&\leq \frac{\gamma \gamma_c}{\mathbf{1}^T Q^{-1} \mathbf{1}} \frac{1}{1-\theta} \|\mathbf{1}\mathbf{1}^T Q^{-1}\| \cdot \|\Phi^{-1} \bar{Q}^2 Q \tilde{d}\| \\
&\quad + \frac{\gamma_c}{\mathbf{1}^T Q^{-1} \mathbf{1}} \|\mathbf{1}\mathbf{1}^T Q^{-1} \bar{Q} Q \tilde{d}\|,
\end{aligned} \tag{A.19}$$

which implies (A.10) and concludes the proof. \square

Lemma 7 Let \hat{u}_p , \hat{u}_e be as in (59), (60) and let \hat{x} be as in (35) and (39). If γ_c , γ_p and γ_l are such that for $0 < \theta < 1$,

$$\gamma_c < \frac{\mathbf{1}^T Q^{-1} \mathbf{1} \epsilon_1}{\|\mathbf{1}\mathbf{1}^T Q^{-1} \bar{Q} Q \tilde{d}\| + \|\mathbf{1}\mathbf{1}^T Q^{-1}\| \epsilon_2} \tag{A.20a}$$

$$\|\Phi^{-1} \bar{Q}^2 Q \tilde{d}\| \frac{\gamma_p^2}{\gamma_l} < \frac{1-\theta}{\gamma_c} \min\{\delta_p, \delta_e, \delta_\theta, \epsilon_2\}, \tag{A.20b}$$

with \tilde{d} , \bar{Q} and Φ as in (34b)-(34d) and

$$\delta_p = \min\{\min_i\{(u_p^+ - \bar{u}_p)_i\}, \min_j\{(\bar{u}_p - u_p^-)_j\}\} \tag{A.21}$$

$$\delta_e = \frac{1}{\|B^\dagger\|} \min\{\min_i\{(u_e^+ - \bar{u}_e)_i\}, \min_j\{(\bar{u}_e)_j\}\} \tag{A.22}$$

$$\delta_\theta = \begin{cases} \frac{\|\Phi^{-1} \bar{Q}^2 Q \tilde{d}\|}{\|\Phi^{-1} \bar{Q}\|} \frac{\theta}{(1-\theta)} & \text{if } \|\Phi^{-1} \bar{Q}\| \neq 0 \\ +\infty & \text{if } \|\Phi^{-1} \bar{Q}\| = 0 \end{cases}. \tag{A.23}$$

then

$$\|\hat{u}_p\| < \min\{\min_i\{(u_p^+ - \bar{u}_p)_i\}, \min_j\{(\bar{u}_p - u_p^-)_j\}, \epsilon_2\} \tag{A.24}$$

$$\|\hat{x}\| < \epsilon_1 \tag{A.25}$$

$$\|\hat{u}_e\| < \min\{\min_i\{(u_e^+ - \bar{u}_e)_i\}, \min_j\{(\bar{u}_e)_j\}\}. \tag{A.26}$$

Proof: In order to prove this, we make use of Lemma 6, where we note that (A.7) is satisfied due to (A.20b). To prove (A.24) we combine (A.8) and (A.20b) such that

$$\|\hat{u}_p\| \leq \gamma \frac{1}{1-\theta} \left\| \Phi^{-1} \bar{Q}^2 Q \tilde{d} \right\| \tag{A.27}$$

$$\begin{aligned}
&< \min\{\min_i\{(u_p^+ - \bar{u}_p)_i\}, \\
&\quad \min_j\{(\bar{u}_p - u_p^-)_j\}, \epsilon_2\}.
\end{aligned} \tag{A.28}$$

Using (A.28) with (A.20a) and (A.10) gives us

$$\begin{aligned}
\|\hat{x}\| &\leq \frac{\gamma_c}{\mathbf{1}^T Q^{-1} \mathbf{1}} \left(\|\mathbf{1}\mathbf{1}^T Q^{-1} \bar{Q} Q \tilde{d}\| \right. \\
&\quad \left. + \|\mathbf{1}\mathbf{1}^T Q^{-1}\| \epsilon_2 \right) \\
&< \epsilon_1,
\end{aligned} \tag{A.29}$$

which implies (A.25). Lastly, from (A.20b) and (A.9) we have that

$$\begin{aligned}
\|\hat{u}_e\| &< \|B^\dagger\| \delta_e \\
&\leq \min\{\min_i\{(u_e^+ - \bar{u}_e)_i\}, \min_j\{(\bar{u}_e)_j\}\},
\end{aligned} \tag{A.30}$$

with δ_e as in (A.22). This implies (A.26) and concludes the proof. \square

Remark 8 To guarantee that Theorem 2 solves Problem 2, a sufficient condition for $\gamma_c > 0$, $\gamma_p > 0$ and $\gamma_l > 0$ is that they satisfy (A.20). Note that these gains can always be found since δ_e , δ_p and δ_θ are all strictly positive due to the feasibility condition. Moreover, in the special case that all nodes supply their own demand (i.e., if $\bar{Q} Q \tilde{d} = 0$), (A.20b) is satisfied for any γ_p and γ_l . Since γ_c acts as the proportional feedback in (27) and has to be chosen sufficiently small due to (A.20a), a smaller steady state error comes at the cost of a lower convergence rate. Although the controller is fully distributed, global information of the topology, cost functions, disturbance bounds and saturation bounds are required to guarantee bounds on the deviation from the optimal steady state. It is easy to show that a $\gamma_c > 0$, $\gamma_p > 0$ and $\gamma_l > 0$ can be found such that (A.20) is satisfied for all the disturbances whose magnitude belongs to a compact interval of values.

Lemma 8 Let \bar{x}_p be as in (14) and let \bar{x}_e , \hat{x}_p and \hat{x}_e be the solutions to (15) and (30). If all the conditions of Lemma 7 are satisfied, then

$$x_e^- < 0 \quad x_e^+ > 0 \tag{A.31}$$

$$x_p^- < 0 \quad x_p^+ > 0, \tag{A.32}$$

with x_e^- , x_e^+ , x_p^- and x_p^+ as defined in (48)-(51).

Proof: From Lemma 7 we get that

$$\|\hat{u}_p\| < \min\{\min_i\{(u_p^+ - \bar{u}_p)_i\}, \min_j\{(\bar{u}_p - u_p^-)_j\}\}, \tag{A.33}$$

and

$$\|\hat{u}_e\| < \min\{\min_i\{(u_e^+ - \bar{u}_e)_i\}, \min_j\{(\bar{u}_e)_j\}\}. \tag{A.34}$$

This, together with (57) and (58), implies that

$$u_p^- < \hat{u}_p + \bar{u}_p < u_p^+ - \bar{u}_p \tag{A.35}$$

$$0 < \hat{u}_e + \bar{u}_e < u_e^+ - \bar{u}_e, \quad (\text{A.36})$$

and due to (53) and (54) we get

$$u_p^- < \gamma_p Q^{-1}(\bar{x}_p + \hat{x}_p) - r < u_p^+ \quad (\text{A.37})$$

$$0 < -\gamma_e(\bar{x}_e + \hat{x}_e) < u_e^+. \quad (\text{A.38})$$

In light of (48)-(51) we can conclude that (A.31) and (A.32) are satisfied, which concludes the proof. \square

Lemma 9 *Let all the conditions of Theorem 2 be satisfied. Given the Lyapunov function*

$$V(\tilde{x}, \tilde{x}_e, \tilde{x}_p) = \frac{1}{2} \|\tilde{x}\|^2 + \sum_{i=1}^n S_i^p + \sum_{i=1}^m S_i^e, \quad (\text{A.39})$$

where

$$S_i^p := \int_0^{(\tilde{x}_p)_i} \text{sat}\left(y, \left(\frac{1}{\gamma_p}(Qu_p^- + r) - (\bar{x}_p + \hat{x}_p)\right)_i, \left(\frac{1}{\gamma_p}(Qu_p^+ + r) - (\bar{x}_p + \hat{x}_p)\right)_i\right) dy, \quad (\text{A.40})$$

and

$$S_i^e := \frac{1}{\gamma_e^2} \int_0^{-\chi_i} \text{sat}\left(y, (-\gamma_e(\bar{x}_e + \hat{x}_e))_i, (u_e^+ - \gamma_e(\bar{x}_e + \hat{x}_e))_i\right) dy, \quad (\text{A.41})$$

with $\chi = \gamma_e \tilde{x}_e + \gamma_c B^T \tilde{x}$, then

$$\dot{V}(\tilde{x}, \tilde{x}_e, \tilde{x}_p) \leq 0, \quad (\text{A.42})$$

and the set

$$\mathcal{Q} = \{(\tilde{x}, \tilde{x}_e, \tilde{x}_p) | V(\tilde{x}, \tilde{x}_e, \tilde{x}_p) \leq D\}, \quad (\text{A.43})$$

with $D \geq 0$, is nonempty, compact and forward invariant for system (45).

*Proof*²: We first prove (A.42), then we will show that \mathcal{Q} is forward invariant and finally we prove that \mathcal{Q} is compact and non-empty. By evaluating the partial derivatives of (A.39), we see that

$$\begin{aligned} \frac{\partial V}{\partial \tilde{x}} &= \tilde{x}^T - \gamma_c \text{sat}_e(\tilde{x}, \tilde{x}_e)^T B^T \\ \frac{\partial V}{\partial \tilde{x}_p} &= \text{sat}_p(\tilde{x}_p)^T \\ \frac{\partial V}{\partial \tilde{x}_e} &= -\frac{1}{\gamma_e} \text{sat}_e(\tilde{x}, \tilde{x}_e)^T, \end{aligned} \quad (\text{A.44})$$

with $\text{sat}_e(\tilde{x}, \tilde{x}_e)$ and $\text{sat}_p(\tilde{x}_p)$ as defined in (46) and (47), respectively. Hence, with the help of Lemma 4, it is easy to see that

$$\dot{V} = -\gamma_c \|B \text{sat}_e(\tilde{x}, \tilde{x}_e)\|^2 - \gamma_l \|B_c^T \text{sat}_p(\tilde{x}_p)\|^2 \quad (\text{A.45})$$

where B_c is the incidence matrix associated to the communication graph. From (A.45) it is easy to see that (A.42) is satisfied, which directly implies that \mathcal{Q} is forward invariant.

Finally we will prove that (A.43) is compact. Note that this is equivalent to \mathcal{S} being closed and bounded. From the definition of \mathcal{S} it follows trivially that it closed which leaves us with the proof that (A.43) is bounded.

By Lemma 8 we know that there exists an open ball that contains the origin that lies within the bounds of the saturation functions in (A.40) and (A.41). Notice that this implies that $S_i^p \geq 0$ and $S_j^e \geq 0$ for all i and j . Now suppose that $|\tilde{x}_i| \rightarrow \infty$, then necessarily $V(\tilde{x}, \tilde{x}_e, \tilde{x}_p) \rightarrow \infty$, however this is in contradiction with (A.45) implying that \tilde{x} is bounded. Now suppose that $|(\tilde{x}_p)_i| \rightarrow \infty$, then necessarily $S_i^p \rightarrow \infty$ due to (A.32). This implies again that $V(\tilde{x}, \tilde{x}_e, \tilde{x}_p) \rightarrow \infty$ from which we can conclude that \tilde{x}_p is bounded. Lastly we prove that \tilde{x}_e is bounded. Suppose that $|(\tilde{x}_e)_i| \rightarrow \infty$ then also $|-(\gamma_e(\tilde{x}_e) + \gamma_c B \tilde{x})_i| \rightarrow \infty$ since \tilde{x} is bounded. This, together with (A.31) implies that $S_j^e \rightarrow \infty$. Therefore also \tilde{x}_e is bounded and we can therefore conclude that \mathcal{Q} is compact. Lastly we prove that \mathcal{Q} is non-empty. Note that $V(0, 0, 0) = 0$, this implies that the origin is contained in \mathcal{Q} , which concludes the proof. \square

² This proof is an extension of a proof presented in [29]. The proof in that paper does not consider the dynamics of x_p nor an input at the node with associated cost function, i.e. $x_p = 0$, $Q = 0$ and $r = 0$.