

Proving relations between modular graph functions

Anirban Basu¹

Harish–Chandra Research Institute, Chhatnag Road, Jhusi,
Allahabad 211019, India

Abstract

We consider modular graph functions that arise in the low energy expansion of the four graviton amplitude in type II string theory. The vertices of these graphs are the positions of insertions of vertex operators on the toroidal worldsheet, while the links are the scalar Green functions connecting the vertices. Graphs with four and five links satisfy several non-trivial relations, which have been proved recently. We prove these relations by using elementary properties of Green functions and the details of the graphs. We also prove a relation between modular graph functions with six links.

¹email address: anirbanbasu@hri.res.in

1 Introduction

Calculating amplitudes in perturbative string theory is an important tool to analyze terms in the effective action of string theory. At a fixed order in the genus expansion, they yield local and non-local terms at all orders in the α' expansion. Knowledge of these amplitudes also plays a significant role in understanding non-perturbative duality symmetries of string theory because duality covariant couplings of terms in the effective action must reproduce these amplitudes when expanded around weak coupling. While amplitudes at tree level have been obtained for several processes, amplitudes at higher genus have not been so well studied. Here we consider certain local terms in the low energy expansion of the four graviton amplitude at genus one in type II string theory in ten dimensions. The low energy expansion yields terms of the form $D^{2k}\mathcal{R}^4$, where \mathcal{R}^4 represents a specific contraction of four powers of the Weyl tensor and D^{2k} represents $2k$ derivatives. For fixed k , the evaluation of the genus one amplitude amounts to evaluating integrals of the form

$$\sum_i \int_{\mathcal{F}_L} \frac{d^2\tau}{\tau_2^2} f_{k,i}(\tau, \bar{\tau}) \quad (1.1)$$

where τ is the complex structure modulus of the torus, and $d^2\tau = d\tau_1 d\tau_2$. We have integrated over the truncated fundamental domain of $SL(2, \mathbb{Z})$ defined by [1]

$$\mathcal{F}_L = \left\{ -\frac{1}{2} \leq \tau_1 \leq \frac{1}{2}, |\tau| \geq 1, \tau_2 \leq L \right\}, \quad (1.2)$$

where $L \rightarrow \infty$, which produces finite as well as contributions that diverge as $L \rightarrow \infty$. The finite contributions are the required local contributions while the divergent contributions cancel those from the boundary of moduli space which have to be calculated separately. In (1.2), each $f_{k,i}(\tau, \bar{\tau})$ is a nonholomorphic modular form that is $SL(2, \mathbb{Z})$ invariant, and is referred to as a modular graph function. The sum over i runs over a finite number of terms that is determined by the various graphs that arise at that order in k . The vertices of these graphs are the positions of insertions of the vertex operators on the toroidal worldsheet, while the links are the scalar Green functions that connect the various vertices². It is important to have a detailed understanding of the modular graph functions in order to obtain the genus one amplitudes.

While these modular graph functions at leading orders in the low energy expansion are not difficult to evaluate, they become quite involved at higher orders in the momentum expansion. We shall consider graphs at orders $D^8\mathcal{R}^4$ and $D^{10}\mathcal{R}^4$, and also one at order $D^{12}\mathcal{R}^4$, that arise in the derivative expansion. Graphs at order $D^{2k}\mathcal{R}^4$ have k links that arise from the k scalar Green functions from the Koba-Nielsen factor in the low energy expansion. For the cases we consider, it turns out that they satisfy various non-trivial relations at each order in the derivative expansion. These relations were originally conjectured based on

²The modular graph functions we consider and the relations we derive between them do not involve derivatives of scalar Green functions. They show up, for example, in the low energy expansion of the five graviton amplitude [2].

Poisson equations the modular graph functions satisfy, and their asymptotic expansions [3]. Subsequently they have been proven using various techniques based on intricate details of their modular properties [4, 5]. These relations should also follow from identities between elliptic polylogarithms [6]. Importantly, these relations are between graphs having the same number of links, though not necessarily the same number of vertices.

The principal idea behind these relations between the modular graph functions is that each $f_{k,i}$ satisfies a Poisson equation. These Poisson equations for the graphs with cubic vertices and six links for terms that are relevant for the $D^{12}\mathcal{R}^4$ interaction have been derived in [7, 8]. These are the Mercedes diagram and the three loop ladder diagram³. In obtaining these Poisson equations, diagrammatic rather than algebraic expressions for the various graphs have been the starting point. The Poisson equations have been obtained by manipulating them using various properties of the Green functions. Thus this line of analysis is very different from the ones that have been followed in the papers mentioned above. In this work, we generalize this approach to derive the Poisson equations for all the modular graph functions that are relevant for the $D^8\mathcal{R}^4$ and $D^{10}\mathcal{R}^4$ interactions. These then lead to relations between graphs with four links and similarly with five links, providing an alternate proof of these relations. We then consider the Poisson equation for the Mercedes graph, and derive Poisson equations for certain other graphs with five vertices and six links. They lead to a relation between modular graph functions with six links. Our analysis should be generalizable to interactions at higher orders in the derivative expansion as well, and hence should provide more relations between modular graph functions.

We start with a very brief review of the genus one four graviton amplitude in type II string theory in ten dimensions, and the various properties of the scalar Green function we shall need. We then derive the relations between the modular graph functions with four, five and six links.

2 The four graviton amplitude and the scalar Green function

The local terms arise from the low momentum expansion of the four graviton amplitude at genus one in type II superstring theory in ten dimensions given by

$$\mathcal{A}_4 = 2\pi\mathcal{I}(s, t, u)\mathcal{R}^4, \quad (2.3)$$

where

$$\mathcal{I}(s, t, u) = \int_{\mathcal{F}_L} \frac{d^2\tau}{\tau_2^2} F(s, t, u; \tau, \bar{\tau}), \quad (2.4)$$

where the Mandelstam variables s, t, u satisfy the on-shell relation

$$s + t + u = 0. \quad (2.5)$$

³The Poisson equation for the three loop ladder diagram has a source term that has a modular graph function with two derivatives, which arises in the five graviton amplitude.

The factor $F(s, t, u; \tau, \bar{\tau})$ which encodes the worldsheet moduli and momentum dependence is given by

$$F(s, t, u; \tau, \bar{\tau}) = \prod_{i=1}^4 \int_{\Sigma} \frac{d^2 z^{(i)}}{\tau_2} e^{\mathcal{D}}, \quad (2.6)$$

where $z^{(i)}$ ($i = 1, 2, 3, 4$) are the positions of insertions of the four vertex operators on the toroidal worldsheet Σ . Thus $d^2 z^{(i)} = d(\text{Re} z^{(i)}) d(\text{Im} z^{(i)})$, where

$$-\frac{1}{2} \leq \text{Re} z^{(i)} \leq \frac{1}{2}, \quad 0 \leq \text{Im} z^{(i)} \leq \tau_2 \quad (2.7)$$

for all i . In (2.6), the expression for \mathcal{D} is given by

$$4\mathcal{D} = \alpha' s(G_{12} + G_{34}) + \alpha' t(G_{14} + G_{23}) + \alpha' u(G_{13} + G_{24}), \quad (2.8)$$

where G_{ij} is the scalar Green function on the torus with complex structure τ between points $z^{(i)}$ and $z^{(j)}$ after removing an irrelevant zero mode contribution. Its explicit expression is given by [1, 9]

$$G(z; \tau) = \frac{1}{\pi} \sum_{(m,n) \neq (0,0)} \frac{\tau_2}{|m\tau + n|^2} e^{\pi[\bar{z}(m\tau + n) - z(m\bar{\tau} + n)]/\tau_2}, \quad (2.9)$$

where $G(z; \tau)$ is modular invariant, and single valued. Thus

$$G(z; \tau) = G(z + 1; \tau) = G(z + \tau; \tau). \quad (2.10)$$

Thus the local terms are obtained by expanding the exponential involving the Green functions and performing the various integrals. Contributions upto the $D^{10}\mathcal{R}^4$ interaction have been obtained in [3, 10] in ten dimensions as well as for toroidal compactifications. For the later case, the amplitudes satisfy Poisson equations with respect to the spacetime moduli which has to be solved with appropriate boundary conditions.

In order to derive the Poisson equations, we make use of the various properties satisfied by the Green function G_{ij} (see [3, 7] for various details). We find it very useful to use the relations satisfied by them under the variation of the Beltrami differential μ . We have that

$$\partial_{\mu} G(z_1, z_2) = -\frac{1}{\pi} \int_{\Sigma} d^2 z \partial_z G(z, z_1) \partial_z G(z, z_2), \quad (2.11)$$

and

$$\bar{\partial}_{\mu} \partial_{\mu} G(z_1, z_2) = 0. \quad (2.12)$$

Also the $SL(2, \mathbb{Z})$ invariant Laplacian is defined by

$$\Delta = 4\tau_2^2 \frac{\partial^2}{\partial \tau \partial \bar{\tau}} = \bar{\partial}_{\mu} \partial_{\mu}. \quad (2.13)$$

The Green function satisfies the equations

$$\begin{aligned} \bar{\partial}_w \partial_z G(z, w) &= \pi \delta^2(z - w) - \frac{\pi}{\tau_2}, \\ \bar{\partial}_z \partial_z G(z, w) &= -\pi \delta^2(z - w) + \frac{\pi}{\tau_2} \end{aligned} \quad (2.14)$$

which is repeatedly used in our analysis.

In the various manipulations, we often obtain expressions involving $\partial_z G(z, w)$ where z is integrated over Σ . We then integrate by parts without picking up boundary contributions on Σ as $G(z, w)$ is single valued. Hence we also drop all contributions which are total derivatives as they vanish. Also we readily use $\partial_z G(z, w) = -\partial_w G(z, w)$ using the translational invariance of the Green function. Finally, we have that

$$\int_{\Sigma} d^2 z G(z, w) = 0 \quad (2.15)$$

which easily follows from (2.9).

In the various expressions, for brevity we write

$$\int_{\Sigma} d^2 z \int_{\Sigma} d^2 w \dots \equiv \int_{zw\dots} . \quad (2.16)$$

We shall also drop contributions that vanish due to simple manipulations.

We shall find it very useful to denote the various graphs diagrammatically. In these graphs, the notations for holomorphic and antiholomorphic derivatives with respect to the worldsheet coordinate acting on the Green function are given in figure 1. From the structure of (2.9) it follows that one particle reducible diagrams vanish and hence we ignore them.



Figure 1: (i) $\partial_2 G_{12} = -\partial_1 G_{12}$, (ii) $\bar{\partial}_2 G_{12} = -\bar{\partial}_1 G_{12}$

In the various diagrams, μ along a link stands for ∂_μ , while $\bar{\mu}$ stands for $\bar{\partial}_\mu$. We shall follow the conventions of [9] in naming the various modular graph functions.

3 The elementary diagrams

Some of the diagrams that are relevant to our analysis can be calculated very easily and for those we simply give the final answers. These diagrams are given in figure 2.

The last three diagrams $D_{1,1,1,1}$, $D_{1,1,1,1,1}$ and $D_{1,1,1,1,1,1}$ first arise at orders $D^8 \mathcal{R}^4$, $D^8 \mathcal{R}^5$ and $D^8 \mathcal{R}^6$ respectively.

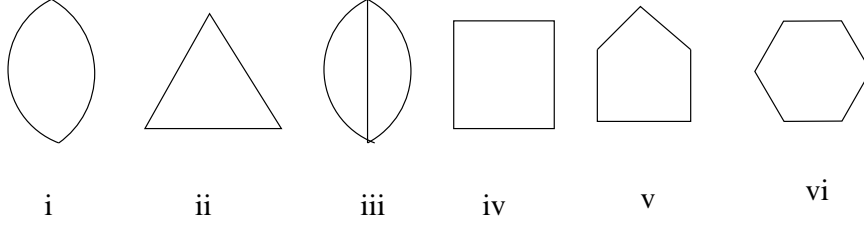


Figure 2: The diagrams (i) D_2 , (ii) $D_{1,1,1}$, (iii) D_3 , (iv) $D_{1,1,1,1}$, (v) $D_{1,1,1,1,1}$ and (vi) $D_{1,1,1,1,1,1}$

Now these diagrams are defined by

$$\begin{aligned}
D_2 &= \frac{1}{\tau_2^2} \int_{12} G_{12}^2, & D_{1,1,1} &= \frac{1}{\tau_2^3} \int_{123} G_{12} G_{23} G_{13}, & D_3 &= \frac{1}{\tau_2^2} \int_{12} G_{12}^3, \\
D_{1,1,1,1} &= \frac{1}{\tau_2^4} \int_{1234} G_{12} G_{23} G_{34} G_{14}, & D_{1,1,1,1,1} &= \frac{1}{\tau_2^5} \int_{12345} G_{12} G_{23} G_{34} G_{45} G_{15}, \\
D_{1,1,1,1,1,1} &= \frac{1}{\tau_2^6} \int_{123456} G_{12} G_{23} G_{34} G_{45} G_{56} G_{16}.
\end{aligned} \tag{3.17}$$

It is easy to determine the equations for D_2 , $D_{1,1,1}$, D_3 , $D_{1,1,1,1}$, $D_{1,1,1,1,1}$ and $D_{1,1,1,1,1,1}$. Using the equations for the variations of the Green function under change of Beltrami differentials mentioned above, we get that

$$\begin{aligned}
\Delta D_2 &= 2D_2, & \Delta D_{1,1,1} &= 6D_{1,1,1}, & \Delta D_3 &= 6D_{1,1,1}, \\
\Delta D_{1,1,1,1} &= 12D_{1,1,1,1}, & \Delta D_{1,1,1,1,1} &= 20D_{1,1,1,1,1}, & \Delta D_{1,1,1,1,1,1} &= 30D_{1,1,1,1,1,1}.
\end{aligned} \tag{3.18}$$

This leads to the solutions

$$\begin{aligned}
D_2 &= E_2, & D_{1,1,1} &= E_3, & D_3 &= E_3 + \zeta(3), \\
D_{1,1,1,1} &= E_4, & D_{1,1,1,1,1} &= E_5, & D_{1,1,1,1,1,1} &= E_6,
\end{aligned} \tag{3.19}$$

based on boundary conditions and the asymptotic expansions at large τ_2 ⁴. Here E_s is the non-holomorphic Eisenstein series defined by

$$E_s(\tau, \bar{\tau}) = \sum_{(m,n) \neq (0,0)} \frac{\tau_2^s}{\pi^s |m + n\tau|^{2s}}. \tag{3.20}$$

⁴The relevant asymptotic expansions of the various graph functions are given in [3, 9].

4 Poisson equations for diagrams with four links

We first consider the Poisson equations for non-trivial diagrams with four links. These are diagrams that are relevant at order $D^8\mathcal{R}^4$ in the low momentum expansion, and are given in figure 3.

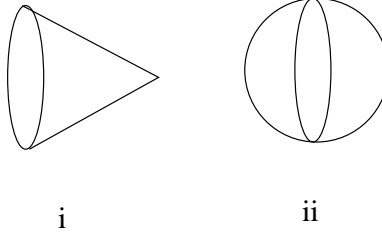


Figure 3: The diagrams (i) $D_{1,1,2}$ and (ii) D_4

Thus we have that

$$D_{1,1,2} = \frac{1}{\tau_2^3} \int_{123} G_{12}^2 G_{13} G_{23}, \quad D_4 = \frac{1}{\tau_2^2} \int_{12} G_{12}^4. \quad (4.21)$$

In fact, $D_{1,1,2}$ does not appear in the expression for the $D^8\mathcal{R}^4$ term, however it does appear in the final relation involving the modular graph functions.

4.1 The Poisson equation for $D_{1,1,2}$

We first obtain the Poisson equation for $D_{1,1,2}$. From (2.12) and (2.13) have that

$$\Delta D_{1,1,2} = 2F_1 + 2F_2 + 4(F_3 + c.c.), \quad (4.22)$$

where

$$\begin{aligned} F_1 &= \frac{1}{\tau_2^3} \int_{123} \partial_\mu G_{12} \bar{\partial}_\mu G_{12} G_{13} G_{23}, \\ F_2 &= \frac{1}{\tau_2^3} \int_{123} G_{12}^2 \partial_\mu G_{13} \bar{\partial}_\mu G_{23}, \\ F_3 &= \frac{1}{\tau_2^3} \int_{123} G_{12} \partial_\mu G_{12} \bar{\partial}_\mu G_{13} G_{23} \end{aligned} \quad (4.23)$$

and are given in figure 4.

We now manipulate them using (2.11) and (2.14) to express them in terms of various modular graph functions. This leads to

$$\begin{aligned} F_1 &= \frac{3}{2}E_2^2 - \frac{3}{2}E_4 - 2D_{1,1,2}, \\ F_2 &= D_{1,1,2}, \\ F_3 &= -\frac{1}{2}E_2^2 + \frac{3}{2}E_4 + \frac{1}{2}D_{1,1,2}. \end{aligned} \quad (4.24)$$

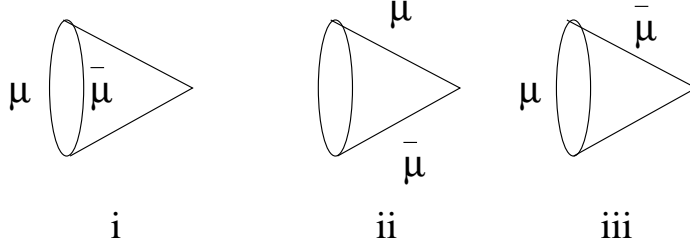


Figure 4: The diagrams (i) F_1 , (ii) F_2 and (iii) F_3

Adding the various contributions we get that

$$(\Delta - 2)D_{1,1,2} = 9E_4 - E_2^2 \quad (4.25)$$

which has been deduced in [3] using different techniques.

4.2 The Poisson equation for D_4

We next obtain the Poisson equation for D_4 . It is not particularly useful to start directly with the diagram as given in figure 3 and analyze variations of the Green functions in the diagram. Hence we proceed differently.

We start with the diagram F_4 which is given by

$$F_4 = \frac{1}{\tau_2^2} \int_{123} \bar{\partial}_1 \partial_2 G_{12} G_{13} \partial_\mu G_{13} G_{23} \bar{\partial}_\mu G_{23} \quad (4.26)$$

as shown in figure 5.

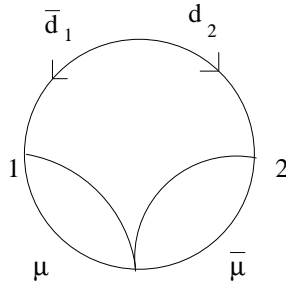


Figure 5: The diagram F_4

This can be evaluated by simply using the relation for the Green function (2.14) for the ∂ and $\bar{\partial}$ on the same link leading to

$$F_4 = \pi F_5 - \pi F_6 F_6^*, \quad (4.27)$$

where the diagrams F_5 and F_6 are given in figure 6. While F_5 is obtained from the variation of D_4 , F_6 is obtained from the variation of D_2 .

Now F_4 can also be evaluated by moving the ∂ and the $\bar{\partial}$ along the links appropriately leading to

$$\frac{1}{\pi}F_4 = -\frac{1}{12}D_4 - \frac{5}{4}E_2^2 + 2E_4 + D_{1,1,2} + \frac{1}{\pi^2}F_7, \quad (4.28)$$

where F_7 is given by

$$F_7 = \frac{1}{\tau_2^2} \int_{1234} \partial_1 G_{12} \bar{\partial}_1 G_{12} \partial_1 G_{13} \bar{\partial}_1 G_{14} G_{23} G_{24} \quad (4.29)$$

as depicted in figure 7.

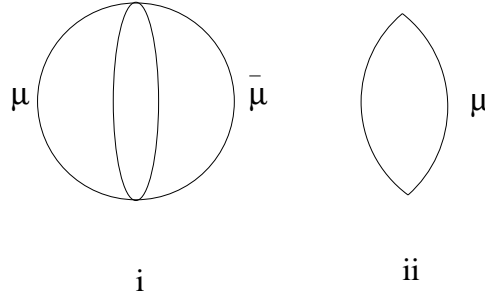


Figure 6: The diagrams (i) F_5 and (ii) F_6

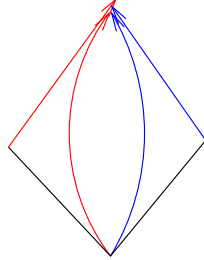


Figure 7: The diagram F_7

We now evaluate the diagram F_7 . However rather than do so directly, we find it convenient to start from the diagram F_8 which is given by

$$F_8 = \frac{1}{\tau_2^2} \int_{12345} \bar{\partial}_1 \partial_2 G_{12} \partial_1 G_{15} \bar{\partial}_2 G_{25} \partial_1 G_{13} \bar{\partial}_2 G_{24} G_{35} G_{45} \quad (4.30)$$

as shown in figure 8.

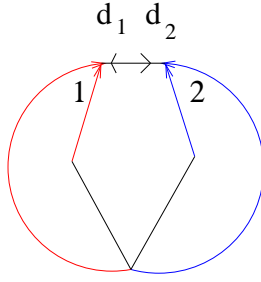


Figure 8: The diagram F_8

As before, we can evaluate it in two ways. Using (2.14) for the ∂ and $\bar{\partial}$ on the same link trivially leads to

$$F_8 = \pi F_7 - \pi^3 F_6 F_6^*. \quad (4.31)$$

On the other hand, evaluating it by moving the derivatives through the links leads to

$$\frac{1}{\pi^3} F_8 = -D_{1,1,2} + E_4 + \frac{1}{4} D_4 - \frac{1}{4} E_2^2. \quad (4.32)$$

Hence substituting the various relations, this gives us

$$F_5 - 2F_6 F_6^* = \frac{1}{6} D_4 + 3E_4 - \frac{3}{2} E_2^2. \quad (4.33)$$

Now we can obtain the Poisson equation involving D_4 . We note that

$$\Delta(D_4 - 3E_2^2) = \partial_\mu \bar{\partial}_\mu (D_4 - 3E_2^2) = 12(F_5 - 2F_6 F_6^*) - 12E_2^2. \quad (4.34)$$

In (4.34) we have chosen the relative factors of D_4 and E_2^2 appropriately such that Δ acting on that combination yields $F_5 - 2F_6 F_6^*$ which arises in our analysis. Thus from (4.33) we get the Poisson equation

$$(\Delta - 2)(D_4 - 3E_2^2) = 36E_4 - 24E_2^2 \quad (4.35)$$

as conjectured in [3].

Thus from (4.25), (4.35) and the asymptotic expansions, we get the relation

$$D_4 = 24D_{1,1,2} + 3E_2^2 - 18E_4 \quad (4.36)$$

between various modular graph functions with four links as conjectured in [3].

This strategy used in obtaining the Poisson equations will be used repeatedly in our analysis. We shall often have to manipulate diagrams whose variations using (2.11) do not lead to particularly useful expressions. We shall instead manipulate appropriately chosen auxiliary diagrams involving more links and derivatives which reduce to the parent diagrams trivially using (2.14). These auxiliary diagrams are then evaluated independently such that they are expressible in terms of modular graph functions involving no derivatives at all. This helps us in achieving considerable simplification in obtaining the Poisson equations for the various diagrams.

5 Poisson equations for diagrams with five links

We next consider Poisson equations for non-trivial diagrams with five links. They arise at order $D^{10}\mathcal{R}^4$ in the low momentum expansion. The relevant diagrams with five links are given in figure 9.

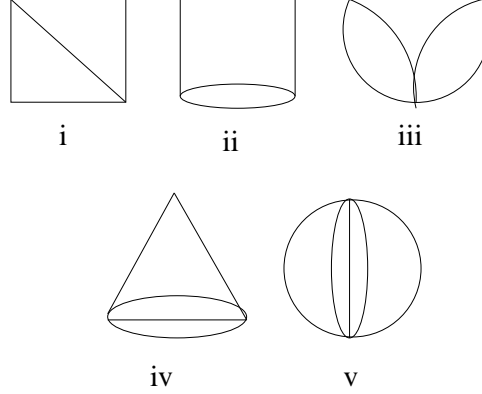


Figure 9: The diagrams (i) $D_{1,1,1,1,1}$, (ii) $D_{1,1,1,2}$, (iii) $D_{1,2,2}$, (iv) $D_{1,1,3}$ and (v) D_5

Thus they are given by the expressions

$$\begin{aligned}
D_{1,1,1,1,1} &= \frac{1}{\tau_2^4} \int_{1234} G_{12} G_{23} G_{34} G_{14} G_{13}, & D_{1,1,1,2} &= \frac{1}{\tau_2^4} \int_{1234} G_{12} G_{23} G_{34}^2 G_{14}, \\
D_{1,2,2} &= \frac{1}{\tau_2^3} \int_{123} G_{12} G_{23}^2 G_{13}^2, & D_{1,1,3} &= \frac{1}{\tau_2^3} \int_{123} G_{12} G_{13} G_{23}^3, \\
D_5 &= \frac{1}{\tau_2^2} \int_{12} G_{12}^5.
\end{aligned} \tag{5.37}$$

We now obtain the Poisson equations for each of these diagrams.

5.1 The Poisson equation for $D_{1,1,1,1,1}$

We first obtain the Poisson equation for $D_{1,1,1,1,1}$. Proceeding as before, we have that

$$\Delta D_{1,1,1,1,1} = 4(F_9 + c.c.) + 4(F_{10} + 2F_{11}) \tag{5.38}$$

where

$$\begin{aligned}
F_9 &= \frac{1}{\tau_2^4} \int_{1234} \partial_\mu G_{12} G_{23} G_{34} G_{14} \bar{\partial}_\mu G_{13}, \\
F_{10} &= \frac{1}{\tau_2^4} \int_{1234} \partial_\mu G_{12} \bar{\partial}_\mu G_{23} G_{34} G_{14} G_{13}, \\
F_{11} &= \frac{1}{\tau_2^4} \int_{1234} \partial_\mu G_{12} G_{23} G_{34} \bar{\partial}_\mu G_{14} G_{13}
\end{aligned} \tag{5.39}$$

which is given in figure 10.

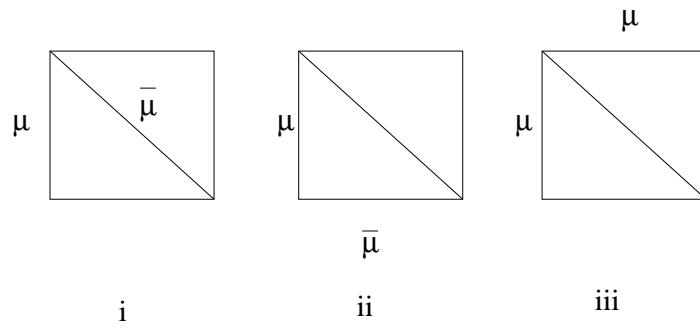


Figure 10: The diagrams (i) F_9 , (ii) F_{10} and (iii) F_{11}

Each of these diagrams can be manipulated to give us expressions involving modular graph functions with no derivatives. Using (2.11) and (2.14) we get that

$$\begin{aligned} F_9 + c.c. &= -D_{1,1,1,1;1} - 2D_{1,1,1,2} + 2E_2E_3 - 2E_5, \\ F_{10} &= D_{1,1,1,1;1}, \\ F_{11} &= 2E_5 + D_{1,1,1,2} - E_2E_3. \end{aligned} \quad (5.40)$$

Thus we get the Laplace equation

$$\Delta D_{1,1,1,1;1} = 8E_5, \quad (5.41)$$

leading to

$$D_{1,1,1,1;1} = \frac{2}{5}E_5 + \frac{\zeta(5)}{30} \quad (5.42)$$

on using the asymptotic expansion, as derived in [3] using other techniques.

5.2 The Poisson equation for $D_{1,1,1,2}$

We next obtain the Poisson equation for $D_{1,1,1,2}$. Proceeding as before, we have that

$$\Delta D_{1,1,1,2} = 2[F_{12} + 3(F_{13} + c.c.) + 3F_{14}], \quad (5.43)$$

where

$$\begin{aligned} F_{12} &= \frac{1}{\tau_2^4} \int_{1234} G_{12} \partial_\mu G_{23} \bar{\partial}_\mu G_{23} G_{34} G_{14}, \\ F_{13} &= \frac{1}{\tau_2^4} \int_{1234} G_{12} G_{23} \partial_\mu G_{23} G_{34} \bar{\partial}_\mu G_{14}, \\ F_{14} &= \frac{1}{\tau_2^4} \int_{1234} \partial_\mu G_{12} G_{23}^2 \bar{\partial}_\mu G_{34} G_{14} \end{aligned} \quad (5.44)$$

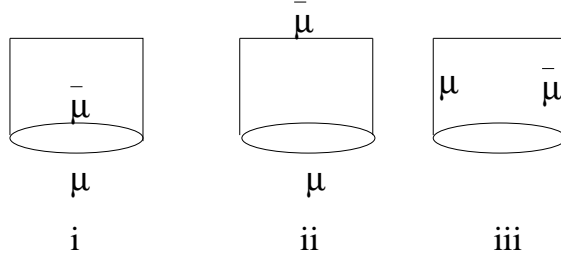


Figure 11: The diagrams (i) F_{12} , (ii) F_{13} and (iii) F_{14}

as given in figure 11.

Manipulating these diagrams we get that

$$\begin{aligned}
F_{12} &= -\frac{3}{2}D_{1,1,1,1;1} + E_2E_3 - E_5, \\
F_{13} + c.c. &= 3E_5 + D_{1,1,1,1;1} - E_2E_3, \\
F_{14} &= D_{1,1,1,2}.
\end{aligned} \tag{5.45}$$

Thus we obtain the Poisson equation

$$\begin{aligned}
(\Delta - 6)D_{1,1,1,2} &= 3D_{1,1,1,1;1} - 4E_2E_3 + 16E_5 \\
&= \frac{86}{5}E_5 - 4E_2E_3 + \frac{\zeta(5)}{10}
\end{aligned} \tag{5.46}$$

as derived in [3] using different techniques.

5.3 The Poisson equation for $D_{1,2,2}$

We next obtain the Poisson equation for $D_{1,2,2}$. Like the earlier analysis, we have that

$$\Delta D_{1,2,2} = 4[F_{15} + (F_{16} + c.c.) + 2F_{17}] \tag{5.47}$$

where

$$\begin{aligned}
F_{15} &= \frac{1}{\tau_2^3} \int_{123} \partial_\mu G_{12} \bar{\partial}_\mu G_{12} G_{23}^2 G_{13}, \\
F_{16} &= \frac{1}{\tau_2^3} \int_{123} G_{12} \partial_\mu G_{12} G_{23}^2 \bar{\partial}_\mu G_{13}, \\
F_{17} &= \frac{1}{\tau_2^3} \int_{123} G_{12} \partial_\mu G_{12} G_{23} \bar{\partial}_\mu G_{23} G_{13}
\end{aligned} \tag{5.48}$$

as given in figure 12.

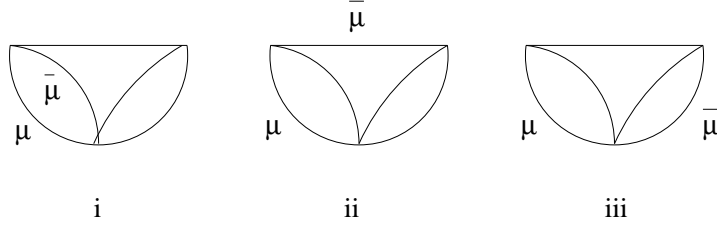


Figure 12: The diagrams (i) F_{15} , (ii) F_{16} and (iii) F_{17}

We now manipulate each of these diagrams, leading to

$$\begin{aligned}
F_{15} &= E_2 E_3 - D_{1,2,2} - \frac{1}{\pi} F_{18} + \frac{1}{\pi} (F_{19} + c.c.), \\
F_{16} + c.c. &= D_{1,2,2} + 2D_{1,1,1,2} - \frac{1}{\pi} (F_{19} + c.c.), \\
F_{17} &= -\frac{3}{4} D_{1,2,2} - D_{1,1,1,2} + E_5 + \frac{1}{\pi} F_{18} + \frac{1}{2\pi} (F_{19} + c.c.) + \frac{1}{\pi} (F_{20} + c.c.) \quad (5.49)
\end{aligned}$$

where only F_{18} , F_{19} and F_{20} involve diagrams that involve two derivatives. They are given by

$$\begin{aligned}
F_{18} &= \frac{1}{\tau_2^3} \int_{1234} G_{12} \partial_3 G_{23} G_{13}^2 \bar{\partial}_3 G_{34} G_{14}, \\
F_{19} &= \frac{1}{\tau_2^3} \int_{1234} G_{12} G_{23}^2 G_{34} \partial_1 G_{14} \bar{\partial}_2 G_{24}, \\
F_{20} &= \frac{1}{\tau_2^4} \int_{12345} G_{12} G_{23} G_{34} \bar{\partial}_5 G_{45} \partial_5 G_{15} G_{25} \quad (5.50)
\end{aligned}$$

as given in figure 13.

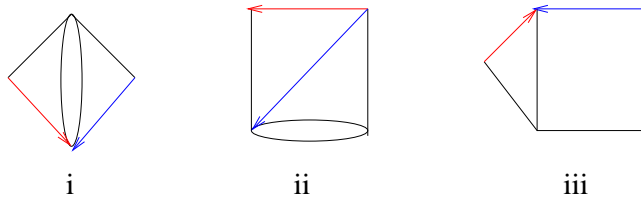


Figure 13: The diagrams (i) F_{18} , (ii) F_{19} and (iii) F_{20}

We should mention that to obtain the expression for F_{17} in (5.49), we find it convenient to start from the diagram for F_{21} instead given in figure 14. While this yields πF_{17} trivially on

using (2.14), manipulating it by moving the derivatives along the various links appropriately leads to the expression in (5.49).

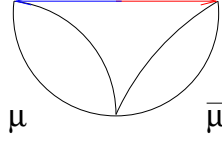


Figure 14: The diagram F_{21}

Thus adding the various contributions we have that

$$\Delta D_{1,2,2} = -6D_{1,2,2} + 8E_5 + 4E_2E_3 + \frac{4}{\pi}F_{18} + \frac{4}{\pi}(F_{19} + c.c.) + \frac{8}{\pi}(F_{20} + c.c.). \quad (5.51)$$

Now let us consider the diagram F_{18} . To evaluate it, we start with the diagram F_{22} instead which is defined by

$$F_{22} = \frac{1}{\tau_2^3} \int_{12345} \partial_1 G_{12} G_{24} G_{45} \bar{\partial}_1 G_{15} G_{13} \partial_1 G_{13} \bar{\partial}_4 G_{34} \quad (5.52)$$

as given in figure 15. Again this trivially gives us

$$F_{22} = \frac{\pi}{2}F_{18} - \frac{\pi^2}{2}E_2E_3. \quad (5.53)$$

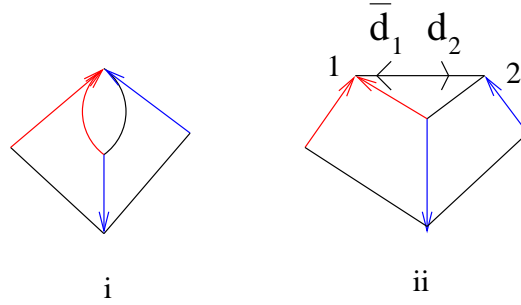


Figure 15: The diagrams (i) F_{22} and (ii) F_{23}

Next we calculate F_{22} differently. To do so, we find it convenient to start with the diagram F_{23} defined by

$$F_{23} = \frac{1}{\tau_2^3} \int_{123456} \bar{\partial}_1 \partial_2 G_{12} \partial_1 G_{13} G_{35} G_{56} \bar{\partial}_2 G_{26} \partial_1 G_{14} G_{24} \bar{\partial}_5 G_{45} \quad (5.54)$$

as given in figure 15. Evaluating F_{23} by using (2.14) for the derivatives on the same link we trivially get that

$$F_{23} = \pi F_{22} + \pi^3 E_5 - \pi^3 D_{1,1,1,1;1} + \pi^2 F_{20}^*. \quad (5.55)$$

Also evaluating it by passing the derivatives through the various links appropriately gives us that

$$F_{23} = \frac{\pi^3}{2} D_{1,2,2} + 2\pi^2 F_{20}^* + \pi^2 F_{20} - \frac{\pi^2}{2} (F_{19} + c.c.). \quad (5.56)$$

Substituting the various expressions, we obtain

$$F_{18} = \pi E_2 E_3 + 2\pi D_{1,1,1,1;1} - 2\pi E_5 + \pi D_{1,2,2} - (F_{19} + c.c.) + 2(F_{20} + c.c.). \quad (5.57)$$

This gives us the equation

$$\Delta D_{1,2,2} = -2D_{1,2,2} + 8D_{1,1,1,1;1} + 8E_2 E_3 + \frac{16}{\pi} (F_{20} + c.c.) \quad (5.58)$$

where F_{20} is the only term that has two derivatives.

However that can be simplified further using the relation

$$\frac{1}{\pi} (F_{20} + c.c.) = D_{1,1,1,1;1} + D_{1,1,1,2} + E_5 - E_2 E_3 \quad (5.59)$$

to get the Poisson equation

$$(\Delta + 2) D_{1,2,2} = 24D_{1,1,1,1;1} + 16D_{1,1,1,2} + 16E_5 - 8E_2 E_3 \quad (5.60)$$

involving only modular graph functions with no derivatives.

Thus using (5.42), (5.46) and (5.60) and the asymptotic expansions, we get the relation

$$10D_{1,2,2} = 20D_{1,1,1,2} - 4E_5 + 3\zeta(5). \quad (5.61)$$

as conjectured in [3].

Note that (5.60) can also be written as

$$(\Delta - 6) D_{1,2,2} = \frac{144}{5} E_5 - 8E_2 E_3 - \frac{8}{5} \zeta(5) \quad (5.62)$$

which is the original form of the conjectured equation in [3].

5.4 The Poisson equation for $D_{1,1,3}$

We next obtain the Poisson equation for $D_{1,1,3}$. To start with, we consider the diagrams F_{24} , F_{25} and F_{26} given in figure 16 which arise in the Poisson equation for $D_{1,1,3}$. Clearly F_{24} and F_{25} arise when $D_{1,1,3}$ is varied using (2.11). We shall see the role F_{26} plays in the Poisson equation later.

To obtain the Poisson equation for $D_{1,1,3}$, we first consider the diagram F_{27} given by

$$F_{27} = \frac{1}{\tau_2^3} \int_{1234} G_{13} \partial_\mu G_{13} \bar{\partial}_1 \partial_2 G_{12} G_{24} G_{34} \bar{\partial}_\mu G_{23}. \quad (5.63)$$

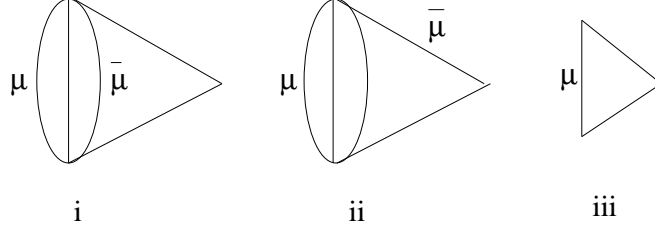


Figure 16: The diagrams (i) F_{24} , (ii) F_{25} and (iii) F_{26}

Again evaluating it trivially using (2.14), we get that

$$F_{27} = \pi F_{24} - \pi F_6 F_{26}^*, \quad (5.64)$$

while evaluating it by moving the derivatives along the links we get that

$$\begin{aligned} \frac{1}{\pi} F_{27} &= F_6^* F_{26} + \frac{1}{2} D_{1,1,1,1;1} + 2D_{1,1,3} - 2E_2 E_3 - 2E_2 D_3 + 2D_{1,1,1,2} \\ &\quad - \frac{2}{\pi} F_{18} + \frac{1}{\pi} (F_{19} + c.c.) - \frac{2}{\pi} (F_{20} + c.c.). \end{aligned} \quad (5.65)$$

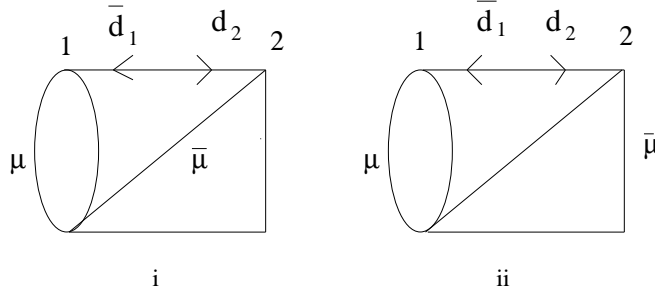


Figure 17: The diagrams (i) F_{27} and (ii) F_{30}

In obtaining (5.65) at an intermediate step, it is necessary to evaluate figure F_{28} defined by

$$F_{28} = \frac{1}{\tau_2^3} \int_{12345} \partial_1 G_{12} G_{25} \partial_1 G_{13} G_{35} \bar{\partial}_1 G_{15} \bar{\partial}_1 G_{14} G_{45} \quad (5.66)$$

as given in figure 18.

To do so, we start with the figure 29 instead, defined by

$$F_{29} = \frac{1}{\tau_2^3} \int_{123456} \partial_1 G_{12} G_{23} \partial_1 G_{16} G_{36} \bar{\partial}_5 G_{35} \bar{\partial}_5 G_{45} G_{34} \bar{\partial}_1 \partial_5 G_{15} \quad (5.67)$$

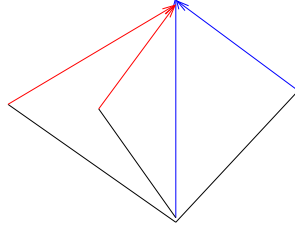


Figure 18: The diagram F_{28}

as given in figure 19.

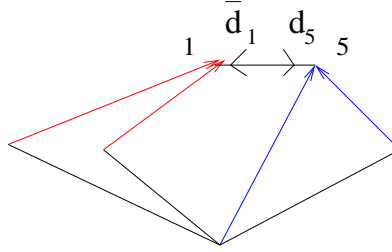


Figure 19: The diagram F_{29}

Using (2.14) and evaluating it trivially gives

$$F_{29} = \pi F_{28} - \pi^3 F_6^* F_{26}, \quad (5.68)$$

while it also gives

$$F_{29} = -2\pi^2 F_{20} - \pi^2 F_{19} + \pi^3 D_{1,2,2} \quad (5.69)$$

on moving the derivatives along the various links.

Thus using (5.65) we get that

$$\begin{aligned} F_{24} - (F_6 F_{26}^* + c.c.) &= \frac{1}{2} D_{1,1,1,1;1} + 2D_{1,1,3} - 2E_2 E_3 - 2E_2 D_3 + 2D_{1,1,1,2} \\ &\quad - \frac{2}{\pi} F_{18} + \frac{1}{\pi} (F_{19} + c.c.) - \frac{2}{\pi} (F_{20} + c.c.). \end{aligned} \quad (5.70)$$

We next calculate F_{25} . To do so, we find it convenient to consider figure F_{30} defined by

$$F_{30} = \frac{1}{\tau_2^3} \int_{1234} G_{13} \partial_\mu G_{13} \bar{\partial}_1 \partial_2 G_{12} \bar{\partial}_\mu G_{24} G_{34} G_{23} \quad (5.71)$$

as given in figure 17.

Using (2.14) it trivially yields

$$F_{30} = \pi F_{25} - \pi F_6 F_{26}^*, \quad (5.72)$$

while evaluating it by moving the derivatives along the links gives us

$$\begin{aligned} \frac{1}{\pi} F_{30} = & F_6 F_{26}^* - \frac{1}{6} D_{1,1,3} - \frac{1}{2} E_2 E_3 + \frac{1}{2} E_2 D_3 - \frac{3}{2} D_{1,1,1,2} - \frac{1}{2} D_{1,2,2} \\ & - 2D_{1,1,1,1;1} + 2E_5 + \frac{1}{\pi} F_{18} - \frac{1}{2\pi} (F_{19} - c.c.) + \frac{2}{\pi} (F_{20} + c.c.). \end{aligned} \quad (5.73)$$

In obtaining (5.73), at an intermediate step we evaluated the diagram F_{31} defined by

$$F_{31} = \frac{1}{\tau_2^3} \int_{12345} G_{12} G_{13} \partial_4 G_{34} \partial_4 G_{14} \bar{\partial}_4 G_{14} G_{25} \bar{\partial}_4 G_{45} \quad (5.74)$$

as given in figure 20.

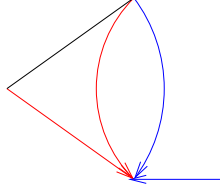


Figure 20: The diagram F_{31}

To do so, we start with diagram F_{32} instead defined by

$$F_{32} = \frac{1}{\tau_2^3} \int_{123456} G_{12} G_{13} \partial_4 G_{34} \partial_4 G_{14} \bar{\partial}_5 G_{15} G_{26} \bar{\partial}_5 G_{56} \bar{\partial}_4 \partial_5 G_{45} \quad (5.75)$$

as given in figure 21.

Using (2.14) and evaluating it trivially gives us

$$F_{32} = \pi F_{31} - \pi^3 F_6 F_{26}^*, \quad (5.76)$$

while it also gives us

$$\frac{1}{\pi^3} F_{32} = -D_{1,1,1,2} + E_5 + \frac{1}{2} E_2 D_3 - D_{1,1,1,1;1} - \frac{1}{2\pi} F_{19} + \frac{1}{\pi} F_{20}^* \quad (5.77)$$

on moving the derivatives along the various links.

Thus from (5.72) and (5.73) we get that

$$\begin{aligned} F_{25} - 2F_6 F_{26}^* + c.c. = & -\frac{1}{3} D_{1,1,3} - 3D_{1,1,1,2} - D_{1,2,2} - 4D_{1,1,1,1;1} + 4E_5 \\ & - E_2 E_3 + E_2 D_3 + \frac{2}{\pi} F_{18} + \frac{4}{\pi} (F_{20} + c.c.). \end{aligned} \quad (5.78)$$

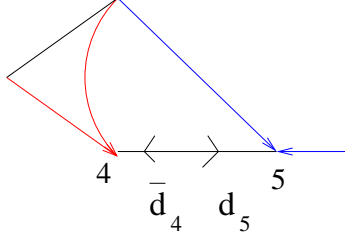


Figure 21: The diagram F_{32}

Now

$$\begin{aligned} \Delta(D_{1,1,3} - 3E_2E_3) &= \partial_\mu \bar{\partial}_\mu (D_{1,1,3} - 3E_2E_3) \\ &= 6 \left[F_{24} - (F_6 F_{26}^* + c.c.) \right] + 6(F_{25} - 2F_6 F_{26}^* + c.c.) + 2D_{1,1,3} - 24E_2E_3 \end{aligned} \quad (5.79)$$

where we have chosen the relative coefficients between $D_{1,1,3}$ and E_2E_3 such that the action of Δ on it precisely involves the combinations $F_{24} - (F_6 F_{26}^* + c.c.)$ and $F_{25} - 2F_6 F_{26}^* + c.c.$ which are given by (5.70) and (5.78) respectively.

We now simplify this equation by using (5.70) and (5.78). Among the terms involving two derivatives in the last line of (5.79), the contribution from F_{18} cancels, while for $F_{20} + c.c.$ we use the relation (5.59). Also for $F_{19} + c.c.$ we use the relation

$$\frac{1}{\pi}(F_{19} + c.c.) = E_2E_3 + E_2D_3 - D_{1,1,1,2} + D_{1,2,2} - D_{1,1,3}. \quad (5.80)$$

Finally we get the Poisson equation

$$(\Delta - 6)(D_{1,1,3} - 3E_2E_3) = 36E_5 - 9D_{1,1,1,1;1} - 30E_2E_3 \quad (5.81)$$

for the diagram $D_{1,1,3}$. Thus from the above equation, (5.42) and (5.46) and the asymptotic expansions, we have that

$$40D_{1,1,3} = 300D_{1,1,1,2} + 120E_2E_3 - 276E_5 + 7\zeta(5) \quad (5.82)$$

as conjectured in [3]. We can also write (5.81) as

$$(\Delta - 6)(D_{1,1,3} - 3E_2E_3) = \frac{162}{5}E_5 - 30E_2E_3 - \frac{3}{10}\zeta(5). \quad (5.83)$$

5.5 The Poisson equation for D_5

Finally we obtain the Poisson equation for D_5 . We list the diagrams F_{33} and F_{34} given in figure 22, which will be relevant for our purposes. While F_{33} arises simply on varying D_5 using (2.11), we shall see that F_{34} also arises in the Poisson equation.

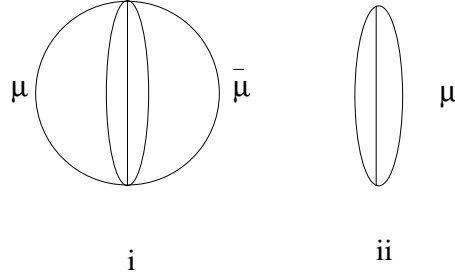


Figure 22: The diagrams (i) F_{33} and (ii) F_{34}

We have that

$$\pi^2 F_{33} = 3F_{35} + \frac{\pi^2}{4} D_5, \quad (5.84)$$

where the diagram F_{35} is defined by

$$F_{35} = \frac{1}{\tau_2^2} \int_{1234} \partial_2 G_{12} G_{23} G_{13}^2 \partial_3 G_{13} \bar{\partial}_4 G_{14} \bar{\partial}_4 G_{34} \quad (5.85)$$

as given in figure 23.

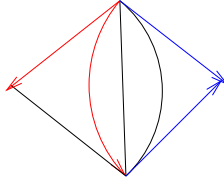


Figure 23: The diagram F_{35}

To evaluate F_{35} we find it convenient to start with the diagram F_{36} defined by

$$F_{36} = \frac{1}{\tau_2^2} \int_{12345} \partial_2 G_{12} G_{23} \partial_3 G_{13} G_{35}^2 \bar{\partial}_4 G_{34} \bar{\partial}_4 G_{45} \bar{\partial}_1 \partial_5 G_{15} \quad (5.86)$$

as given in figure 24.

On using (2.14), this trivially yields

$$F_{36} = \pi F_{35} - \pi^3 F_6 F_{34}^*, \quad (5.87)$$

while it also yields

$$\frac{1}{\pi^3} F_{36} = \frac{1}{12} D_5 - \frac{1}{3} E_2 D_3 - D_{1,2,2} - \frac{2}{3} D_{1,1,3} + \frac{1}{\pi} (F_{18} + F_{19}^* + 2F_{20}^*) + \frac{1}{\pi^2} (2F_{31}^* - F_{37}) \quad (5.88)$$

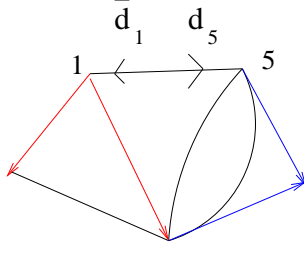


Figure 24: The diagram F_{36}

on moving the derivatives through the links. Here the diagram F_{37} is defined by

$$F_{37} = \frac{1}{\tau_2^2} \int_{1234} \partial_2 G_{12} \partial_2 G_{24} \bar{\partial}_2 G_{24} \bar{\partial}_2 G_{23} G_{34} G_{14}^2 \quad (5.89)$$

as given in figure 25.

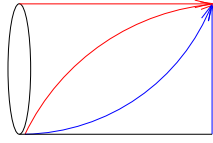


Figure 25: The diagram F_{37}

To evaluate F_{37} we start with the diagram F_{38} instead defined by

$$F_{38} = \frac{1}{\tau_2^2} \int_{12345} G_{15}^2 \partial_2 G_{12} \partial_2 G_{25} \bar{\partial}_3 G_{35} \bar{\partial}_3 G_{34} G_{45} \bar{\partial}_2 \partial_3 G_{23} \quad (5.90)$$

as given in figure 26.

Using (2.14) this trivially evaluates to

$$F_{38} = \pi F_{37} - \pi^3 F_6^* F_{34}, \quad (5.91)$$

while it also yields

$$\frac{1}{\pi^3} F_{38} = \frac{1}{6} D_5 - \frac{2}{3} E_2 D_3 - \frac{1}{3} D_{1,1,3} + E_2 E_3 - \frac{1}{2} D_{1,2,2} + D_{1,1,1,2} \quad (5.92)$$

on moving the derivatives through the various links.

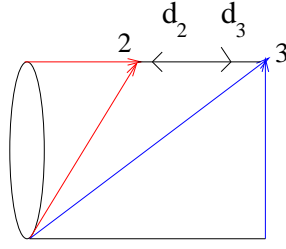


Figure 26: The diagram F_{38}

Thus substituting the various expressions, we get that

$$\begin{aligned} \frac{1}{3}F_{33} - (F_6F_{34}^* + c.c.) &= \frac{4}{3}E_2D_3 - \frac{1}{2}D_{1,2,2} - \frac{1}{3}D_{1,1,3} - E_2E_3 - 3D_{1,1,1,2} \\ &\quad + 2E_5 - 2D_{1,1,1,1;1} + \frac{1}{\pi}F_{18} + \frac{2}{\pi}(F_{20} + c.c.). \end{aligned} \quad (5.93)$$

where we have substituted the expression for F_{31} obtained from (5.76) and (5.77). We have also used $\partial_\mu D_3 = \partial_\mu E_3$ which follows trivially from (3.19).

Finally using (5.57), (5.59) and (5.80) we get that

$$\begin{aligned} F_{33} - 3(F_6F_{34}^* + c.c.) &= E_2D_3 - \frac{3}{2}D_{1,2,2} + 2D_{1,1,3} - 15E_2E_3 + 6D_{1,1,1,2} \\ &\quad + 12(E_5 + D_{1,1,1,1;1}). \end{aligned} \quad (5.94)$$

Thus we obtain the Poisson equation

$$\begin{aligned} \Delta(D_5 - 10E_2D_3) &= \partial_\mu \bar{\partial}_\mu (D_5 - 10E_2D_3) \\ &= 20[F_{33} - 3(F_6F_{34}^* + c.c.)] - 20E_2D_3 - 60E_2E_3 \\ &= -30D_{1,2,2} + 40D_{1,1,3} + 120D_{1,1,1,2} + 240(E_5 + D_{1,1,1,1;1}) - 360E_2E_3. \end{aligned} \quad (5.95)$$

Once again we have chosen the relative coefficient between D_5 and E_2D_3 such that the action of Δ produces $F_{33} - 3(F_6F_{34}^* + c.c.)$ which we have determined separately.

Thus using (5.42), (5.61) and (5.82) we get the desired Poisson equation

$$\Delta(D_5 - 10E_2D_3) = 360D_{1,1,1,2} + 72E_5 - 240E_2E_3 + 6\zeta(5) \quad (5.96)$$

which using (5.46) yields

$$\Delta(D_5 - 60D_{1,1,1,2} + 48E_5 - 10E_2D_3) = 0, \quad (5.97)$$

and hence

$$D_5 = 60D_{1,1,1,2} - 48E_5 + 10E_2D_3 + 16\zeta(5) \quad (5.98)$$

using the asymptotic expansions. This relation between modular graph functions had been conjectured in [3].

In fact, (5.96) can also be written as

$$(\Delta - 6)(D_5 - 10E_2D_3) = 360E_5 - 240E_2E_3 - 90\zeta(5) \quad (5.99)$$

which was the form of the equation originally conjectured in [3].

Thus we have obtained several relations between modular graph functions with five links. Note that they also involve E_5 , which arises in the five graviton amplitude.

6 Poisson equations for some diagrams with six links

We next consider Poisson equations for certain diagrams with six links having four and five vertices. These arise in the low energy expansion of the four and five graviton amplitudes at orders $D^{12}\mathcal{R}^4$ and $D^{10}\mathcal{R}^5$ respectively. In either case, they are not the only modular graph functions that arise for these amplitudes at these orders in the derivative expansion. However, we shall see that the Poisson equations for these diagrams provide enough information for us to obtain a non-trivial relation among graphs with six links. The relevant diagrams are given in figure 27.

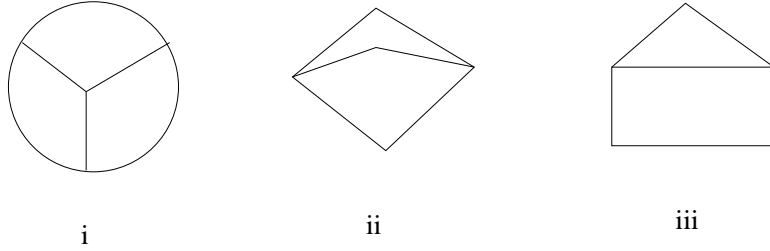


Figure 27: The diagrams (i) $D_{1,1,1;1,1,1}$, (ii) $C_{2,2,2}$ and (iii) $C_{1,2,3}$

They are given by the expressions

$$\begin{aligned} D_{1,1,1;1,1,1} &= \frac{1}{\tau_2^4} \int_{1234} G_{12}G_{23}G_{13}G_{14}G_{24}G_{34}, & C_{2,2,2} &= \frac{1}{\tau_2^5} \int_{12345} G_{12}G_{23}G_{34}G_{14}G_{25}G_{45}, \\ C_{1,2,3} &= \frac{1}{\tau_2^5} \int_{12345} G_{12}G_{23}G_{13}G_{24}G_{45}G_{35}. \end{aligned} \quad (6.100)$$

For the five point graphs, we use the terminology of [3].

6.1 The Poisson equation for $D_{1,1,1;1,1,1}$

The Poisson equation for the Mercedes graph $D_{1,1,1;1,1,1}$ has been obtained in [7] and is given by

$$(\Delta + 6)D_{1,1,1;1,1,1} = 48C_{1,2,3} + 12(E_6 - E_3^2). \quad (6.101)$$

6.2 The Poisson equation for $C_{2,2,2}$

We now obtain the Poisson equation for $C_{2,2,2}$. Proceeding as earlier, we get that

$$\Delta C_{2,2,2} = 6F_{39} + 24F_{40}, \quad (6.102)$$

where

$$\begin{aligned} F_{39} &= \frac{1}{\tau_2^5} \int_{12345} \bar{\partial}_\mu G_{12} G_{23} G_{34} \partial_\mu G_{14} G_{25} G_{45}, \\ F_{40} &= \frac{1}{\tau_2^5} \int_{12345} G_{12} G_{23} \bar{\partial}_\mu G_{34} \partial_\mu G_{14} G_{25} G_{45} \end{aligned} \quad (6.103)$$

as given in figure 28.

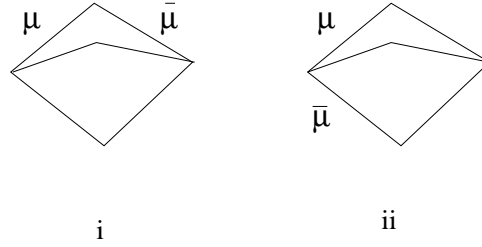


Figure 28: The diagrams (i) $D_{1,1,1;1,1,1}$, (ii) $C_{2,2,2}$ and (iii) $C_{1,2,3}$

Now using (2.11) and (2.14) we get that

$$\begin{aligned} F_{39} &= C_{2,2,2}, \\ F_{40} &= -C_{1,2,3} + \frac{1}{2}(E_3^2 - E_6) \end{aligned} \quad (6.104)$$

leading to

$$(\Delta - 6)C_{2,2,2} = -24C_{1,2,3} + 12(E_3^2 - E_6) \quad (6.105)$$

as obtained in [3] using other techniques.

6.3 The Poisson equation for $C_{1,2,3}$

Next we obtain the Poisson equation for $C_{1,2,3}$. Like before, we have that

$$\Delta C_{1,2,3} = 2F_{41} + 6F_{42} + 2(F_{43} + c.c.) + 3(F_{44} + c.c.) + 6(F_{45} + c.c.), \quad (6.106)$$

where

$$\begin{aligned}
F_{41} &= \frac{1}{\tau_2^5} \int_{12345} \partial_\mu G_{12} G_{23} \bar{\partial}_\mu G_{13} G_{24} G_{45} G_{35}, \\
F_{42} &= \frac{1}{\tau_2^5} \int_{12345} G_{12} G_{23} G_{13} \partial_\mu G_{24} G_{45} \bar{\partial}_\mu G_{35}, \\
F_{43} &= \frac{1}{\tau_2^5} \int_{12345} \partial_\mu G_{12} \bar{\partial}_\mu G_{23} G_{13} G_{24} G_{45} G_{35}, \\
F_{44} &= \frac{1}{\tau_2^5} \int_{12345} G_{12} \partial_\mu G_{23} G_{13} G_{24} \bar{\partial}_\mu G_{45} G_{35}, \\
F_{45} &= \frac{1}{\tau_2^5} \int_{12345} \partial_\mu G_{12} G_{23} G_{13} \bar{\partial}_\mu G_{24} G_{45} G_{35}
\end{aligned} \tag{6.107}$$

as given in figure 29.

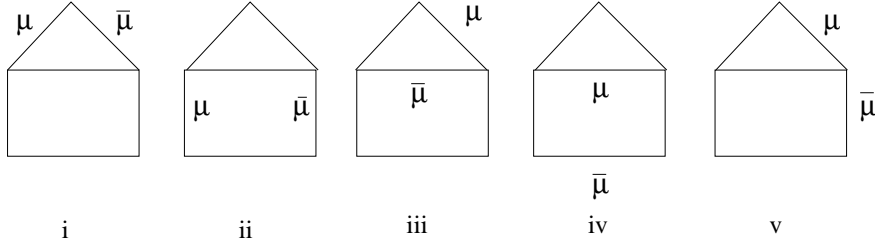


Figure 29: The diagrams (i) F_{41} , (ii) F_{42} , (iii) F_{43} , (iv) F_{44} and (v) F_{45}

Again using (2.11) and (2.14), we get that

$$\begin{aligned}
F_{41} &= F_{42} = C_{1,2,3}, \\
F_{43} &= -C_{2,2,2} + \frac{1}{2}(E_3^2 - E_6), \\
F_{44} + 2F_{45} &= \frac{1}{2}C_{2,2,2} + 3E_6 - E_3^3,
\end{aligned} \tag{6.108}$$

giving us

$$(\Delta - 8)C_{1,2,3} = -C_{2,2,2} - 4(E_3^2 - 4E_6) \tag{6.109}$$

as obtained in [3] using other techniques.

Thus from (6.101), (6.105) and (6.109) we have that

$$(\Delta + 6)(3D_{1,1,1;1,1,1} - 12C_{1,2,3} - C_{2,2,2} + 4E_6) = 0 \tag{6.110}$$

leading to the relation among the modular graph functions with six links⁵

$$3D_{1,1,1;1,1,1} = 12C_{1,2,3} + C_{2,2,2} - 4E_6 \tag{6.111}$$

⁵The relation also involves E_6 which arises in the six graviton amplitude.

on using the asymptotic expansions.

Thus our analysis proves various Poisson equations satisfied by the modular graph functions, which also lead to several relations among them. We have used various auxiliary graphs to simplify our calculations, and also simplified several expressions by moving the derivatives through the links appropriately. Clearly this procedure is not unique and one can proceed in different ways to obtain the relations. It would be interesting to generalize the analysis to higher orders in the derivative expansion and also for modular graph functions involving derivatives of Green functions. It would also be useful to obtain relations involving higher genus string amplitudes.

References

- [1] M. B. Green and P. Vanhove, “The Low-energy expansion of the one loop type II superstring amplitude,” *Phys.Rev.* **D61** (2000) 104011, [hep-th/9910056](#).
- [2] M. B. Green, C. R. Mafra, and O. Schlotterer, “Multiparticle one-loop amplitudes and S-duality in closed superstring theory,” *JHEP* **10** (2013) 188, [1307.3534](#).
- [3] E. D’Hoker, M. B. Green, and P. Vanhove, “On the modular structure of the genus-one Type II superstring low energy expansion,” *JHEP* **08** (2015) 041, [1502.06698](#).
- [4] E. D’Hoker, M. B. Green, and P. Vanhove, “Proof of a modular relation between 1-, 2- and 3-loop Feynman diagrams on a torus,” [1509.00363](#).
- [5] E. D’Hoker and M. B. Green, “Identities between Modular Graph Forms,” [1603.00839](#).
- [6] E. D’Hoker, M. B. Green, O. Gurdogan, and P. Vanhove, “Modular Graph Functions,” [1512.06779](#).
- [7] A. Basu, “Poisson equation for the Mercedes diagram in string theory at genus one,” *Class. Quant. Grav.* **33** (2016), no. 5, 055005, [1511.07455](#).
- [8] A. Basu, “Poisson equation for the three loop ladder diagram in string theory at genus one,” [1606.02203](#).
- [9] M. B. Green, J. G. Russo, and P. Vanhove, “Low energy expansion of the four-particle genus-one amplitude in type II superstring theory,” *JHEP* **0802** (2008) 020, [0801.0322](#).
- [10] A. Basu, “Non-BPS interactions from the type II one loop four graviton amplitude,” *Class. Quant. Grav.* **33** (2016), no. 12, 125028, [1601.04260](#).