

The “ $a_1(1420)$ ” peak as the $\pi f_0(980)$ decay mode of the $a_1(1260)$.

F. Aceti¹, L. R. Dai^{1,2} and E. Oset¹

¹*Departamento de Física Teórica,
Universidad de Valencia and IFIC,
Centro Mixto Universidad de Valencia-CSIC,
Institutos de Investigación de Paterna,
Apartado. 22085, 46071 Valencia, Spain*

²*Department of Physics,
Liaoning Normal University,
Dalian 116029, China,*

(Dated: April 1, 2022)

Abstract

We study the decay mode of the $a_1(1260)$ into a π^+ in p-wave and the $f_0(980)$ that decays into $\pi^+\pi^-$ in s-wave. The mechanism proceeds via a triangular mechanism where the $a_1(1260)$ decays into $K^*\bar{K}$, the K^* decays to an external π^+ and an internal K that fuses with the \bar{K} to produce the $f_0(980)$ resonance. The mechanism develops a singularity at a mass of the $a_1(1260)$ around 1420 MeV, producing a peak in the cross section of the πp reaction, used to generate the mesonic final state, which provides a natural explanation of all the features observed in the COMPASS experiment, where a peak observed at this energy is tentatively associated to a new resonance called $a_1(1420)$. On the other hand, the triangular singularity studied here gives rise to a remarkable feature, where a peak is seen for a certain decay channel of a resonance at an energy about 200 MeV higher than its nominal mass.

PACS numbers: 11.80.Gw, 12.38.Gc, 12.39.Fe, 13.75.Lb

I. INTRODUCTION

The COMPASS collaboration reported the observation of a peak around 1420 MeV in the $f_0(980)\pi$ final state, with the pion in P-wave. Then, the $f_0(980)$ decays into $\pi^+\pi^-$ in S-wave. This state was observed in the diffractive scattering of 190 GeV π^- beam on a proton target [1] and was claimed as a signal of a new resonance that was named the " $a_1(1420)$ " resonance, since the quantum numbers of the final state correspond to a $I^G(J^{PC}) = 1^-(1^{++})$ configuration. The signal was also observed in the VES experiment [2] in the channel $\pi^-\pi^0\pi^0$. Recently a paper [3] challenged the claim of the peak as a signal of a new resonance, providing a natural explanation of the peak based on the triangular singularity that unavoidably stems from the decay of the $a_1(1260)$ resonance into $K^*\bar{K}$ followed by $K^* \rightarrow \pi K$, with the pion emitted and the remaining $K\bar{K}$ merging into the $f_0(980)$ resonance. The triangle singularities were studied by Landau [4] and they appear from processes involving a Feynman diagram which has a loop with three intermediate particles, when the three of them are placed on shell and the momenta of the particles are collinear. Recently [5–7], the triangle singularities have also been advocated as an explanation for the observed peak in the $J/\psi p$ spectrum in the $\Lambda_b \rightarrow J/\psi K^- p$ and $\Lambda_b \rightarrow J/\psi \pi^- p$ decays [8, 9], from where the existence of two pentaquarks states has been claimed (see recent talks of S. Stone at the Blois meeting [10] and T. Skwarnicki at the Meson Conference [11] on the latter reaction). There is, however, a very important difference between the work of [3] and those of [5–7], since in the latter works one does not have information on the couplings needed and then one does not have any idea on the strength of the singularity. On the contrary, in the work of [3] the dynamics is well known and then a clear prediction of the strength of the singularity can be made. Thus, while the works of [5–7] provide a speculation, the one of [3] is more than that, since, if confirmed independently, then it offers a natural explanation for all the experimental facts observed in [1].

The purpose of the present work is to provide an independent confirmation of the results and conclusions of [3]. At the same time we offer a technically different derivation and we can provide an answer to questions which were left open in [1]. An important one was to determine the interference of the $K^*K\bar{K}$ and $\rho\pi\pi$ loops, which could not be resolved in [3]. Here we can do it, since we use the picture in which the $a_1(1260)$ is dynamically generated from the $K^*\bar{K}$ and $\rho\pi$ channels [12] and the theory provides the coupling of the resonance to these channels with a well defined relative sign. There are also other details concerning the regularization of the loops and their technical evaluation, which, in our case, we do using elements of the chiral unitary approach. Yet, the final results are very similar in what concerns the position, width and relative strength of the peak, giving a boost to the idea raised in [3], and providing a natural description of the peak seen in [1] that, in view of this, cannot be accepted as a new resonance, once a conventional explanation for it has been found. On the other hand, the findings of the present work offer a remarkable example of how a decay mode of one resonance can peak at 200 MeV higher energy than the nominal resonance mass.

II. FORMALISM

We want to evaluate the amplitude for the decay of the $a_1^+(1260)$ to $\pi^+\pi^+\pi^-$. As mentioned in the introduction, we will consider the $a_1(1260)$ as dynamically generated in a two coupled channel problem with building blocks $\rho\pi$ and \bar{K}^*K . Thanks to this assumption,

the decay process observed in [1] can be evaluated by means of the triangular mechanism shown in Fig. 1.

In the four diagrams contributing to the process, the $a_1(1260)$ decays to the \bar{K}^*K pair (diagrams A) and B)) or to $\rho\pi$ (diagrams C) and D)), followed by the decays of the K^* to πK and of the ρ to $\pi\pi$. At this point, the two kaons or the two pions rescatter, leading to the $\pi\pi$ pair in the final state via the production of the $f_0(980)$ resonance.

The production mechanism is completely analogous to the one already used to evaluate the decay $f_1(1285) \rightarrow a_0(980)\pi$ and we follow the same procedure. All the details of the calculation of the amplitude can be found in Ref. [13], while in this work we will only report the fundamental steps for convenience.

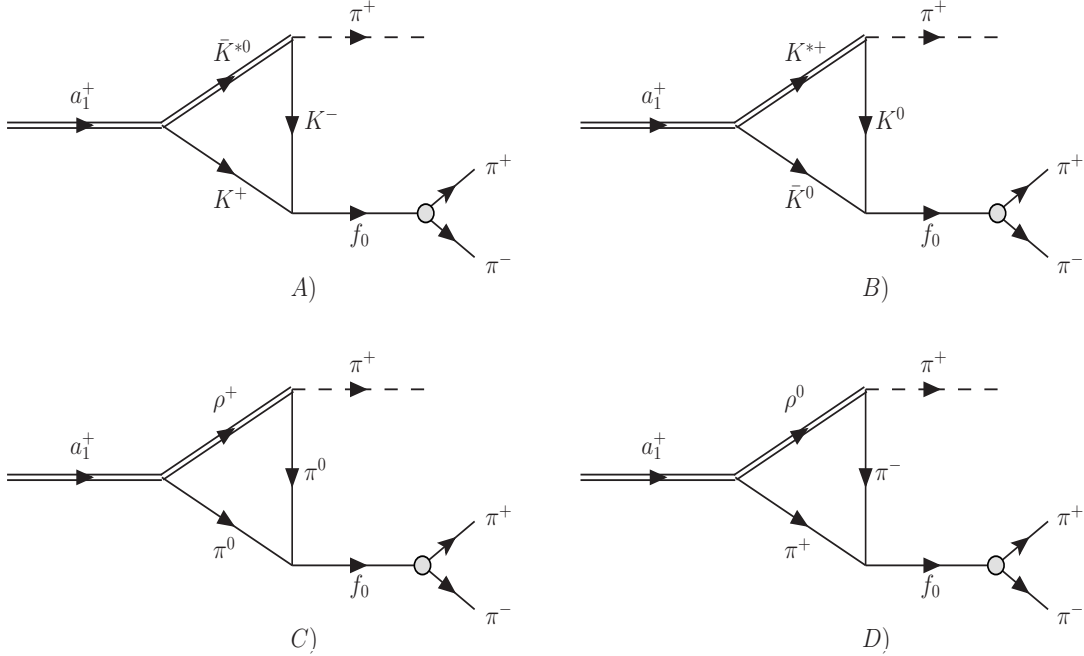


FIG. 1. Feynman diagrams for the process $a_1^+(1260) \rightarrow \pi^+\pi^+\pi^-$.

There are three vertices contributing to the diagrams. The a_1PV vertex can be written as

$$-it_1 = -ig_i C_1 \epsilon_{a_1}^\mu \epsilon_\mu, \quad (1)$$

where ϵ_{a_1} is the polarization vector of the $a_1(1260)$ and ϵ the one of the K^* for the diagrams A) and B) and of the ρ for C) and D). The couplings g_i of the $a_1(1260)$ to its building blocks, where $i = K^*\bar{K}, \rho\pi$, are obtained as the residue at the pole of the scattering amplitude in $I = 1$, which close to the pole can be written as

$$T_{ij} \simeq \frac{g_i g_j}{s - s_P}, \quad (2)$$

with $\sqrt{s_P}$ the position of the pole on the complex plane corresponding to the resonance.

In Ref. [12], the authors get the following values for the couplings in isospin base,

$$\begin{aligned} g_{K^*\bar{K}} &= (1872 - i1486) \text{ MeV}, \\ g_{\rho\pi} &= (-3795 + i2330) \text{ MeV}, \end{aligned} \quad (3)$$

corresponding to a pole in $\sqrt{s_P} = (1011 + i84)$ MeV. We will use this same values throughout this entire work. However, the $a_1^+(1260)$ couples to the combinations with $I = 1$, $C = +$ and $G = -$ of the $K^* \bar{K}$ and $\rho\pi$ pairs, which are represented by the states (for charge +1)

$$\begin{aligned} \frac{1}{\sqrt{2}}(\bar{K}^* K - K^* \bar{K}) &= \frac{1}{\sqrt{2}}(\bar{K}^{*0} K^+ - K^{*+} \bar{K}^0), \\ \rho\pi &= \frac{1}{\sqrt{2}}(\rho^0 \pi^+ - \rho^+ \pi^0). \end{aligned} \quad (4)$$

The factor C_1 takes this into account and its values for the different diagrams of Fig. 1 are listed in the second column of Table I.

The structure of the vertex for the PPV interaction can be evaluated by means of the hidden gauge symmetry Lagrangian [14–17]

$$\mathcal{L}_{PPV} = -ig \langle V^\mu [P, \partial_\mu P] \rangle, \quad (5)$$

where the symbol $\langle \rangle$ stands for the trace in $SU(3)$ and $g = \frac{m_V}{2f}$, with $m_V \simeq m_\rho$ and $f = 93$ MeV the pion decay constant. The matrices P and V in Eq. (5) contain the nonet of the pseudoscalar mesons and the one of the vectors respectively. The resulting amplitude for the vertex can be written as

$$-it_2 = -ig C_2 (P - q - 2k)_\mu \epsilon^\mu, \quad (6)$$

where the factors C_2 for the different diagrams are shown in the third column of Table I. Fig. 2 shows the momenta assignment.

The third vertex corresponds to the mechanism for the production of the $\pi^+ \pi^-$ pair in the final state, after the rescattering of the $K \bar{K}$ or $\pi\pi$, that dynamically generates the $f_0(980)$ resonance [18] as intermediate state. We will write the vertex as

$$-it_3 = -it_{if}, \quad (7)$$

where t_{if} is the if element of the 5×5 scattering matrix t for the channels $\pi^+ \pi^-$ (1), $\pi^0 \pi^0$ (2), $K^+ K^-$ (3), $K^0 \bar{K}^0$ (4) and $\eta\eta$ (5) [20]. We have $i = 1, 2, 3, 4$ for the diagrams D), C), A) and B) respectively, while the index f stands for channel 1. The t matrix is obtained using the Bethe-Salpeter equation, with the tree level potentials given in Refs. [18, 19] and compiled in Ref. [20]. The loop functions for the intermediate states are regularized using the cutoff method and the peak of the $f_0(980)$ is well reproduced using a cutoff of 630 MeV. We will need this parameter for the next steps of the calculation, being necessary in order to evaluate the loop integral in the diagrams of Fig. 1.

Using Eqs. (1), (6) and (7), we can write the expression of the amplitude for the four diagrams. As in Ref. [13], we will assume we are dealing with small three-momenta compared to the masses of the mesons, meaning that only the spatial components of the polarization vectors are different from zero. Hence, the completeness relation for the polarization vectors reduces to

$$\sum_{pol} \epsilon_\mu \epsilon_\alpha \simeq \sum_{pol} \epsilon_i \epsilon_j = \delta_{ij}; \quad \mu = i, \quad \alpha = j; \quad i, j = 1, 2, 3. \quad (8)$$

The structure for the amplitude that we get is the same as in Ref. [13]:

$$\begin{aligned} t^{A,B} &= g_{\bar{K}^* K} g C \vec{\epsilon}_{a_1} \cdot \vec{k} (2I_1 + I_2) t_{if}, \\ t^{C,D} &= g_{\rho\pi} g C \vec{\epsilon}_{a_1} \cdot \vec{k} (2I'_1 + I'_2) t_{if}, \end{aligned} \quad (9)$$

Diagram	C_1	C_2	C
A)	$\frac{1}{\sqrt{2}}$	-1	$-\frac{1}{\sqrt{2}}$
B)	$-\frac{1}{\sqrt{2}}$	1	$-\frac{1}{\sqrt{2}}$
C)	$-\frac{1}{\sqrt{2}}$	$-\sqrt{2}$	1
D)	$\frac{1}{\sqrt{2}}$	$\sqrt{2}$	1

TABLE I. Coefficients entering the evaluation of the triangular loop amplitudes of Fig. 1.

where the coefficients C are simply given by the product of C_1 and C_2 and listed in the fourth column of Table I and I_1 , I_2 , I'_1 and I'_2 are the loop integrals. We report here the expressions for the first two,

$$I_1 = - \int \frac{d^3q}{(2\pi)^3} \frac{1}{8\omega(q)\omega'(q)\omega^*(q)} \frac{1}{k^0 - \omega'(q) - \omega^*(q) + i\frac{\Gamma_{K^*}}{2}} \frac{1}{P^0 - \omega^*(q) - \omega(q) + i\frac{\Gamma_{K^*}}{2}} \times \frac{2P^0\omega(q) + 2k^0\omega'(q) - 2(\omega(q) + \omega'(q))(\omega(q) + \omega'(q) + \omega^*(q))}{(P^0 - \omega(q) - \omega'(q) - k^0 + i\epsilon)(P^0 + \omega(q) + \omega'(q) - k^0 - i\epsilon)}, \quad (10)$$

$$I_2 = - \int \frac{d^3q}{(2\pi)^3} \frac{\vec{k} \cdot \vec{q}/|\vec{k}|^2}{8\omega(q)\omega'(q)\omega^*(q)} \frac{1}{k^0 - \omega'(q) - \omega^*(q) + i\frac{\Gamma_{K^*}}{2}} \frac{1}{P^0 - \omega^*(q) - \omega(q) + i\frac{\Gamma_{K^*}}{2}} \times \frac{2P^0\omega(q) + 2k^0\omega'(q) - 2(\omega(q) + \omega'(q))(\omega(q) + \omega'(q) + \omega^*(q))}{(P^0 - \omega(q) - \omega'(q) - k^0 + i\epsilon)(P^0 + \omega(q) + \omega'(q) - k^0 - i\epsilon)}, \quad (11)$$

where $\omega(q) = \sqrt{\vec{q}^2 + m_K^2}$, $\omega'(q) = \sqrt{(\vec{q} + \vec{k})^2 + m_K^2}$, $\omega^*(q) = \sqrt{\vec{q}^2 + m_{K^*}^2}$ are the energies of the kaons and of the K^* in the triangular loop. We included the finite width of the K^* in its propagator, Γ_{K^*} , that we take equal to 48 MeV. The expressions for I'_1 and I'_2 are exactly the same with the substitutions $m_K \rightarrow m_\pi$, $m_{K^*} \rightarrow m_\rho$ and $\Gamma_{K^*} \rightarrow \Gamma_\rho$.

The upper limit for the numerical integrations in d^3q of I_1 , I_2 , I'_1 and I'_2 is naturally provided by the chiral unitary approach, exactly as in Ref. [13], and it is given by the value of the cutoff for the loop function used in the meson-meson scattering to generate the $f_0(980)$, $q_{max} = 630$ MeV. However, the integrals are already convergent without implementing q_{max} . The loops should also implement the cutoff used to generate the $a_1(1260)$, but its value is higher, around 1000 MeV. Therefore, the use of $q_{max} = 630$ MeV accounts for both cutoffs.

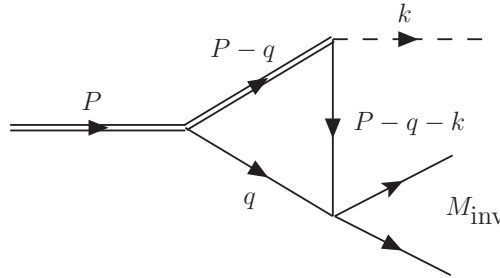


FIG. 2. Momenta assignment for the decay.

We can sum the diagrams proceeding via the \bar{K}^*K loop (A) and B)) and the ones proceeding

via the $\pi\rho$ loop (C) and D)) obtaining, respectively,

$$\begin{aligned} t_{\bar{K}^*K} &= -g_{\bar{K}^*K} g \frac{1}{\sqrt{2}} \epsilon_{a_1}^{\vec{}} \cdot \vec{k} (2I_1 + I_2) (t_{31} + t_{41}) = \tilde{t}_{\bar{K}^*K} \epsilon_{a_1}^{\vec{}} \cdot \vec{k}, \\ t_{\rho\pi} &= g_{\rho\pi} g \epsilon_{a_1}^{\vec{}} \cdot \vec{k} (2I'_1 + I'_2) (t_{11} + \sqrt{2}t_{21}) = \tilde{t}_{\rho\pi} \epsilon_{a_1}^{\vec{}} \cdot \vec{k}, \end{aligned} \quad (12)$$

with the total amplitude for the decay given by

$$t_{\text{tot}} = t_{\bar{K}^*K} + t_{\rho\pi}. \quad (13)$$

The factor $\sqrt{2}$ multiplying t_{21} in $t_{\rho\pi}$ takes into account that in the evaluation of the t_{if} amplitudes the normalization $\frac{1}{\sqrt{2}}|\pi^0\pi^0\rangle$, appropriate for identical particles, is used and the good normalization must be restored.

We will use Eqs. (12) and (13) to evaluate the invariant mass distributions of the process and its decay width.

III. RESULTS

The invariant mass distribution for the process is given by

$$\frac{d\Gamma}{dM_{\text{inv}}} = \frac{1}{(2\pi)^3} \frac{1}{4m_{a_1}^2} \frac{1}{3} |\vec{k}|^3 p_\pi |\tilde{t}|^2, \quad (14)$$

where M_{inv} is the invariant mass of the final $\pi^+\pi^-$ pair. We omitted the sub-index for \tilde{t} implying that it can be $\tilde{t}_{\bar{K}^*K}$, $\tilde{t}_{\rho\pi}$ or \tilde{t}_{tot} . The momenta in Eq. (14) are defined as

$$\begin{aligned} p_\pi &= \frac{\lambda^{1/2}(M_{\text{inv}}^2, m_\pi^2, m_\pi^2)}{2M_{\text{inv}}}, \\ |\vec{k}| &= \frac{\lambda^{1/2}(m_{a_1}^2, m_\pi^2, M_{\text{inv}}^2)}{2m_{a_1}}. \end{aligned} \quad (15)$$

which are the momentum of the pion of the interacting pion pair in the $\pi^+\pi^-$ rest frame and the momentum of the spectator π^+ in the $a_1(1260)$ rest frame, respectively. We plot $d\Gamma/dM_{\text{inv}}$ as a function of M_{inv} in the region of the $f_0(980)$ for \tilde{t}_{tot} (thick line), $\tilde{t}_{\bar{K}^*K}$ (solid line) and $\tilde{t}_{\rho\pi}$ (dashed line) in Fig. 3 using for the a_1^+ resonance the value of the mass reported in the PDG [21], that is 1230 MeV. Changing the mass of the a_1^+ , leads to a variation of the strength at the peak of the distributions. As it is shown in Fig. 4, where $d\Gamma/dM_{\text{inv}}$ is plotted for values of m_{a_1} up to 1500 MeV, the strength at the peak reaches its maximum when the mass of the a_1^+ is around 1400 – 1420 MeV. This calculation is done ignoring the widths of the K^* and ρ to show the effect of the singularity, peaking around 1420 MeV. When the widths are kept, the effect of the singularity is softened as can be seen in Fig. 5.

Integrating in the invariant mass Eq. (14) with $\tilde{t} = \tilde{t}_{\text{tot}}$, we can evaluate the width for the decay $a_1^+(1260) \rightarrow \pi^+ f_0(980)$ taking into account that

$$\Gamma_{\pi^+ f_0(980)} = \frac{3}{2} \Gamma_{\pi^+ f_0(980)(f_0 \rightarrow \pi^+ \pi^-)}. \quad (16)$$

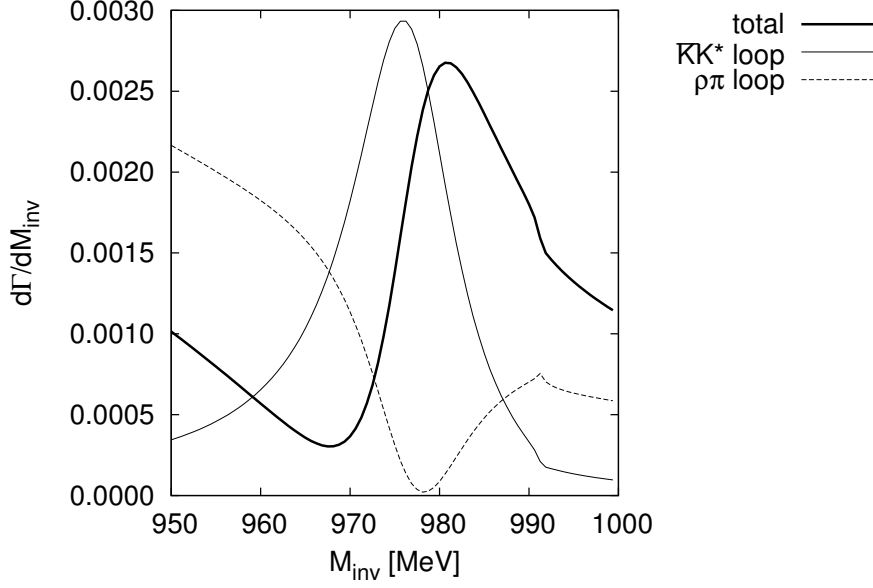


FIG. 3. $d\Gamma/dM_{\text{inv}}$ for $a_1^+(1260) \rightarrow \pi^+\pi^+\pi^-$ decay as a function of M_{inv} in the region of the $f_0(980)$ considering only the \bar{K}^*K loop diagrams (solid line), only the $\rho\pi$ loop diagrams (dashed line) and all the contributions (thick line). The widths of the K^* and ρ are removed in Eqs. (10) and (11).

In order to relate our findings to the results of Ref. [3], we also evaluate the width of the decay of the $a_1(1260)$ to its dominant decay channel $\rho\pi$, taking into account that

$$\Gamma_{\pi^+\rho^0} = \frac{1}{2}\Gamma_{\pi\rho}. \quad (17)$$

The width $\Gamma_{\pi\rho}$ is given by the formula

$$\Gamma_{\pi\rho} = \frac{1}{8\pi} \frac{1}{m_{a_1}^2} g_{\rho\pi}^2 \tilde{p}_\rho. \quad (18)$$

where

$$\tilde{p}_\rho = \frac{\lambda^{1/2}(m_{a_1}^2, m_\pi^2, m_\rho^2)}{2m_{a_1}}. \quad (19)$$

The widths for both processes are evaluated as a function of the mass of the $a_1^+(1260)$ and we plot them in Fig. 5, taking into account the widths of the ρ and K^* in the loops of Eqs. (10) and (11).

At this point, we can evaluate the cross sections of the diagrams for the production of the $a_1(1260)$ decaying to $\pi^+f_0(980)$ shown in Fig. 6, which can be obtained, up to a constant factor, by multiplying the decay widths $\Gamma_{\pi^+f_0(980)}$ and $\Gamma_{\pi^+\rho^0}$ by the square of the propagator of the $a_1(1260)$, such that

$$\frac{d\sigma_{\pi^+X}}{ds} \propto \frac{1}{(s - m_{a_1}^{*2})^2 + (m_{a_1}^* \Gamma_{a_1})^2} \Gamma_{\pi^+X}(s), \quad (20)$$

where $\sqrt{s} = m_{a_1}$ is the center of mass energy of the decay, $m_{a_1}^* = 1230$ MeV the nominal mass of the $a_1(1260)$ and Γ_{a_1} its width, that we take equal to 350 MeV. The sub-index X in

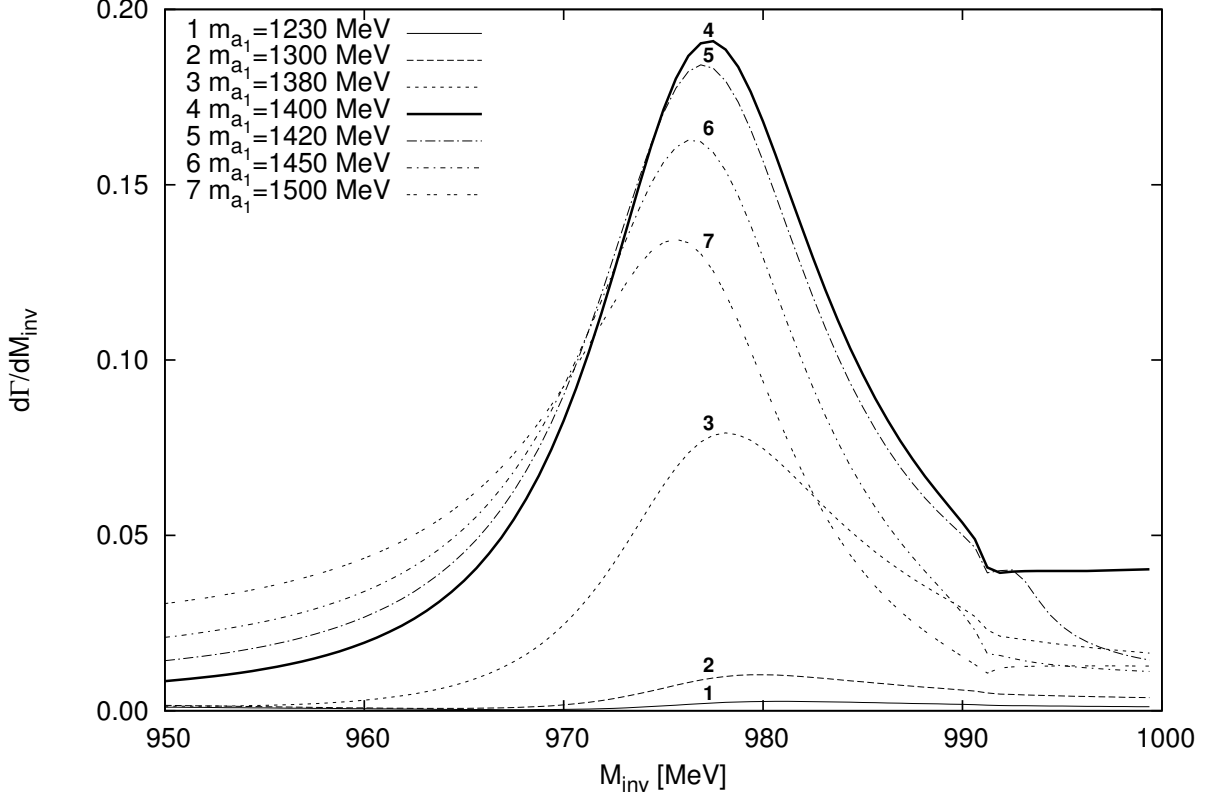


FIG. 4. $d\Gamma/dM_{\text{inv}}$ for $a_1^+(1260) \rightarrow \pi^+\pi^+\pi^-$ considering the contributions coming from the four diagrams of Fig. 1 for different values of the mass of the a_1^+ . The widths of the K^* and ρ in Eqs. (10) and (11) are not taken into account.

Eq. (20) stands for the $f_0(980)$ or the ρ^0 depending on the process considered. In the case of the decay to $\pi^+ f_0(980)$, which proceeds via p -wave ($\vec{\epsilon}_{a_1} \cdot \vec{k}$ in Eq. (12)) we also multiply by the Blatt-Weisskopf correction factor for $L = 1$

$$\frac{1}{\sqrt{1 + (|\vec{k}| R)^2}}, \quad (21)$$

with $R = 0.25$ fm [22]. We plot the cross sections for the two cases in Figs. 7 and 8 respectively.

IV. DISCUSSION OF THE RESULTS

It is interesting to comment on these results. In the first place, the use of the chiral unitary approach to produce the $a_1(1260)$ as dynamically generated from the \bar{K}^*K and $\rho\pi$ channels allows one to obtain its couplings to \bar{K}^*K and $\rho\pi$ with no ambiguity up to a global, irrelevant sign. Indeed, the coupled channel approach makes possible to obtain T_{ij} , which close to the peak behaves as Eq. (2), providing the couplings. From T_{11} , for instance, one can obtain g_1^2 , with an ambiguity in the sign of g_1 . However, once this is fixed, the other

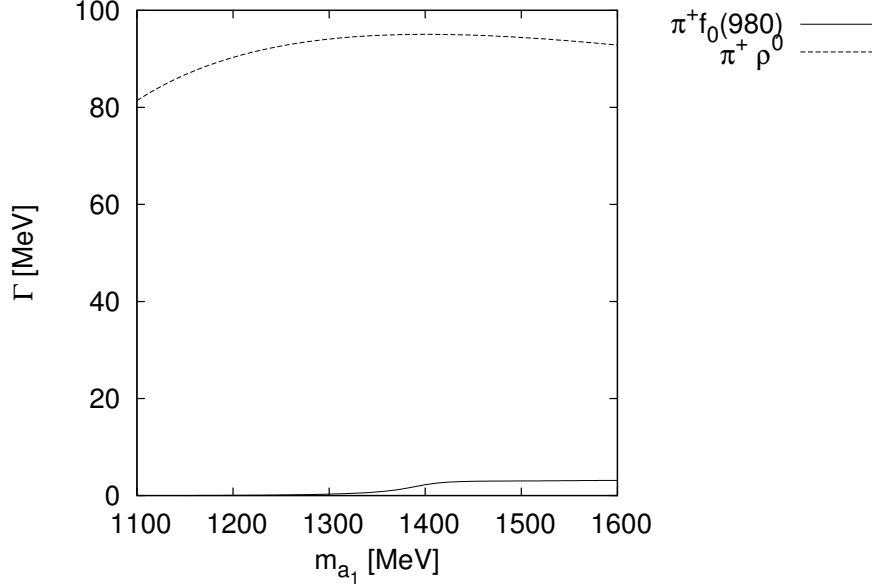


FIG. 5. Decay widths for the processes $a_1^+(1260) \rightarrow \pi^+ f_0(980)$ (solid line) and $a_1^+(1260) \rightarrow \pi^+ \rho^0$ (dashed line) as a function of the mass of the a_1^+ .

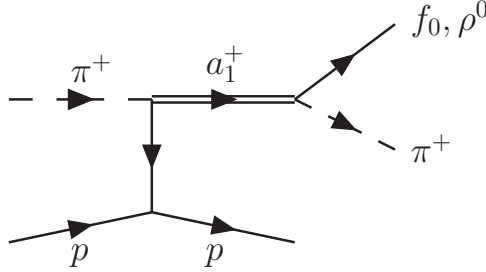


FIG. 6. Production of the $a_1(1260)$ by scattering of a high energy pion off a proton.

couplings are obtained using T_{1j} such that $g_j/g_1 = T_{1j}/T_{11}$ and all the relative signs of the couplings, which are what matters in the evaluation of the loops, are unambiguously determined. This is different from the work of Ref. [3], where the relative sign of $\rho\pi$ to \bar{K}^*K could not be fixed. The mixture of the two channels in the $a_1 1260 \rightarrow \pi f_0(980)$ decay is relevant, as one can see in Fig. 3, although, as claimed in Ref. [3], the \bar{K}^*K channel is the most important. The way to regularize the loops is also different than in Ref. [3] and we rely upon the chiral unitary approach, as we have explained before, to control the large \vec{q} contribution in the loop integrals.

In spite of these differences, the results in Ref. [3] are very similar in what concerns the shapes of the distributions and the relative weight of the $\pi^+ f_0(980)$ and $\pi^+ \rho^0$ decay modes, which comes to give support to the conclusions reached here.

In Fig. 8 we can see the shape of the cross section for the $\pi^+ p \rightarrow p \pi^+ \rho^0$ reaction as a function of the invariant mass of the $\pi^+ \rho^0$ system. We can see clearly the shape of the $a_1(1260)$ resonance, peaking around 1230 MeV, and with its standard width.

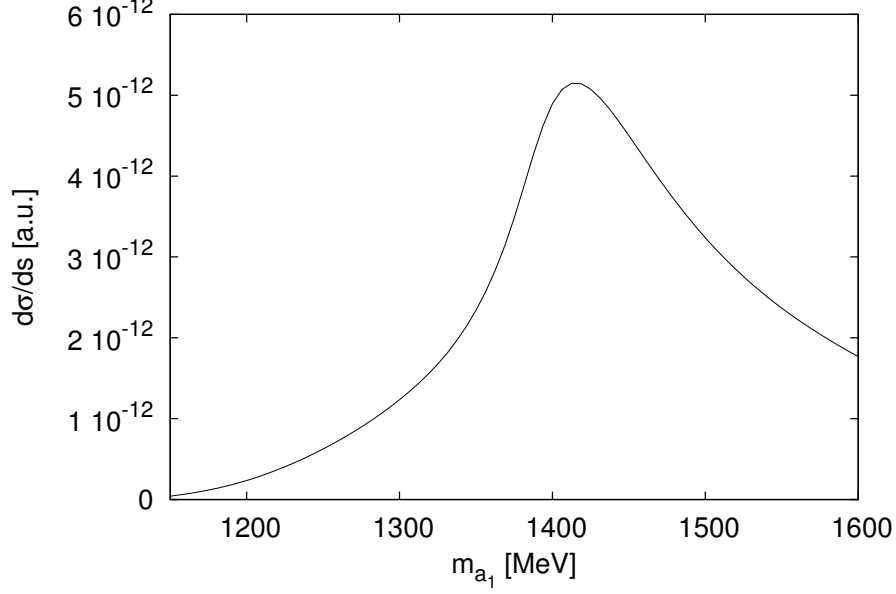


FIG. 7. Cross section for the decay $a_1^+(1260) \rightarrow \pi^+ f_0(980)$ as a function of the center of mass energy.

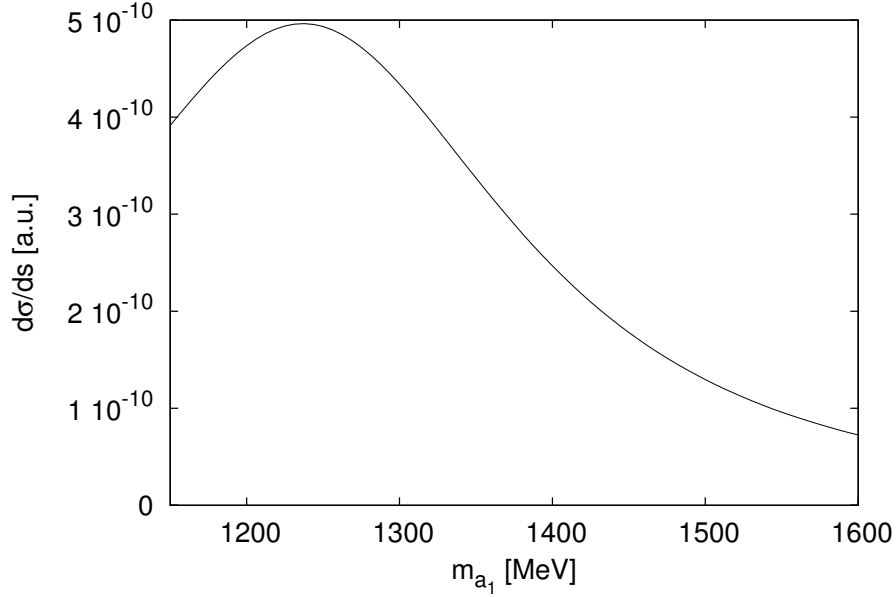


FIG. 8. Cross section for the decay $a_1^+(1260) \rightarrow \pi^+ \rho^0$ as a function of the center of mass energy.

However, the same process producing $\pi^+ f_0(980)$, the $\pi^+ p \rightarrow p \pi^+ f_0(980)$ reaction, has a very different shape, as shown in Fig. 7. We see a peak around $\sqrt{s} = 1420$ MeV as in the COMPASS experiment [1], with a width of about 150 MeV, as also observed experimentally. This peak at 1420 MeV, as in Ref. [3], is due to the triangular singularity of the diagrams A) and B) of Fig. 1. This occurs when the particles inside the loops are all placed on shell and, on top of it, the momenta are parallel or antiparallel. We have checked that the singularity

occurs around $\sqrt{s} = 1420$ MeV, and the momentum of the K^* , coming from the $a_1(1260)$ decay at rest, is parallel to the one of the π^+ . The inclusion of the width of the K^* in the loop has a smoothing effect on the signal, and this is in line with what was also concluded by the authors of Ref. [23] in the case of the $\eta(1405) \rightarrow \pi^0 f_0(980)$ reaction.

It is also interesting to mention that our formalism differs technically from the one normally used in the study of the triangular singularities, where the integrations are performed using the Feynman parametrization. Instead, we do analytically the integration in q^0 , while the d^3q integration, which revert into two integrals, is done numerically. The results of the loop functions in Eqs. (10) and (11) are rewarding, showing explicitly the different cuts in terms of the explicit variables when pairs of interacting particles are placed on shell. The two physical cuts in our case correspond to having the a_1 decay into \bar{K}^*K with the two particles on shell and the $K\bar{K}$ nearly on shell to produce the $f_0(980)$.

There is one more important result to comment. So far, the quantum number of the peak at $\sqrt{s} = 1420$ MeV correspond to those suggested in Ref. [1], since we look at the decay of the $a_1(1260)$. In addition, the peak position and the width also agree with those seen in the experiment. The last magnitude to compare is the relative strength of $\pi^+\rho^0$ and $\pi^+f_0(980)$ production. Comparing Figs. 7 and 8, we see that the ratio of the $\pi^+f_0(980)$ signal to that of $\pi^+\rho^0$ at their respective peaks is of the order of 1%, as also found in [3], and in good agreement with experimental results [24].

As we can see, the features observed in the experiment [1, 24] are nicely reproduced by the decay mode of the $a_1^+(1260)$ into $\pi^+f_0(980)$, which proceeds via a triangular loop that has a singularity around $\sqrt{s} = 1420$ MeV and is responsible for the peak seen at this energy. We should note that the decay mode $\pi^+\rho^0$ does not show any enhancement in the 1420 MeV energy region, a feature also observed experimentally. This last feature is relevant. Indeed, one peculiar thing of the triangular singularity is that the peak appears only in the particular reaction studied, the $a_1(1260) \rightarrow \pi f_0(980)$ in the present case. Failure to see the peak in other reactions gives extra support to the explanation given here for the experimental peak of [1].

V. CONCLUSIONS

We have studied the decay mode of the $a_1^+(1260)$ into $\pi^+f_0(980)$ and $\pi^+\rho^0$. The production mode of the $\pi^+\rho^0$ pair is obtained from the chiral unitary approach that generates this resonance from the interaction of the coupled channels $\bar{K}^*K - cc$ and $\pi\rho$, which allows to determine the couplings of the resonance to these channels. Also the $\pi^+f_0(980)$ production makes use of the chiral unitary approach for the dynamical generation of the $f_0(980)$ from the interaction of the $\pi\pi$, $K\bar{K}$ and $\eta\eta$ channels. In the present case, the $a_1(1260)$ decays to \bar{K}^*K or $\pi\rho$, the K^* decays to $K\pi$ and the ρ to $\pi\pi$. After that, the resulting $K\bar{K}$ or $\pi\pi$ rescatter to produce the $f_0(980)$, which decays into the observed $\pi^+\pi^-$ channel. This decay mode is special since the triangle loop develops a triangular singularity around and energy of 1420 MeV for the original a_1 state, which is produced in πp reactions at high energies. We have shown that the position of the peak, its width and the relative weight of the $\pi^+f_0(980)$ production mode relative to the $\pi^+\rho^0$ one are all in agreement with the experimental findings. We could show that all these magnitudes appeared without the use of any free parameter extra to those inherent in the chiral unitary approach and, hence, they are absolute predictions of the theory. Having found a natural explanation for a peak based on known facts, our conclusion is that the “ $a_1(1420)$ ” peak does not correspond to a

new resonance but is just the manifestation of the decay mode of the well known $a_1(1260)$ resonance into the $\pi f_0(980)$ mode.

On the other hand, one should stress that the present finding is rather remarkable, in the sense that it produces a peak for a decay mode of the resonance at an energy about 200 MeV higher than the nominal mass of the resonance. This is quite a unique finding, and it might shed light into other cases seen in the PDG, where masses of the resonances are found rather different depending on the decay mode studied.

ACKNOWLEDGMENTS

This work is partly supported by the Spanish Ministerio de Economía y Competitividad and European FEDER funds under the contract number FIS2011-28853-C02-01, and the Generalitat Valenciana in the program Prometeo II, 2014/068. We acknowledge the Spanish Excellence Network on Hadronic Physics FIS2014-57026-REDT for the support. This work is also partly supported by the National Natural Science Foundation of China under Grant Nos. 11575076, 11375080 and supported by Program for Liaoning Excellent Talents in University under Grant No LR2015032. We would like to thank M. Mikhasenko and B. Grube for useful discussions and valuable information.

-
- [1] C. Adolph *et al.* [COMPASS Collaboration], Phys. Rev. Lett. **115** (2015) no.8, 082001
 - [2] Y. Khokhlov *et al.*, PoS Hadron **2013**, 088 (2013).
 - [3] M. Mikhasenko, B. Ketzer and A. Sarantsev, Phys. Rev. D **91**, no. 9, 094015 (2015).
 - [4] L. D. Landau, Nucl. Phys. **13**, 181 (1959).
 - [5] F. K. Guo, U. G. Meiner, W. Wang and Z. Yang, Phys. Rev. D **92**, no. 7, 071502 (2015)
 - [6] X. H. Liu, Q. Wang and Q. Zhao, Phys. Lett. B **757**, 231 (2016)
 - [7] F. K. Guo, U. G. Meiner, J. Nieves and Z. Yang, arXiv:1605.05113 [hep-ph].
 - [8] R. Aaij *et al.* [LHCb Collaboration], Phys. Rev. Lett. **115**, 072001 (2015)
 - [9] R. Aaij *et al.* [LHCb Collaboration], JHEP **1407**, 103 (2014)
 - [10] S. Stone at <http://blois.in2p3.fr/2016/>
 - [11] T. Skwarnicki at <http://meson.if.uj.edu.pl/indico/event/3/timetable/#20160602.detailed>
 - [12] L. Roca, E. Oset and J. Singh, Phys. Rev. D **72**, 014002 (2005)
 - [13] F. Aceti, J. M. Dias and E. Oset, Eur. Phys. J. A **51**, no. 4, 48 (2015)
 - [14] M. Bando, T. Kugo, S. Uehara, K. Yamawaki and T. Yanagida, Phys. Rev. Lett. **54**, 1215 (1985).
 - [15] M. Bando, T. Kugo and K. Yamawaki, Phys. Rept. **164**, 217 (1988).
 - [16] M. Harada and K. Yamawaki, Phys. Rept. **381**, 1 (2003)
 - [17] U. G. Meissner, Phys. Rept. **161**, 213 (1988).
 - [18] J. A. Oller and E. Oset, Nucl. Phys. A **620**, 438 (1997) [Erratum-ibid. A **652**, 407 (1999)].
 - [19] D. Gamermann, E. Oset, D. Strottman and M. J. Vicente Vacas, Phys. Rev. D **76**, 074016 (2007) doi:10.1103/PhysRevD.76.074016 [hep-ph/0612179].
 - [20] W. H. Liang and E. Oset, Phys. Lett. B **737**, 70 (2014).
 - [21] K. A. Olive *et al.* [Particle Data Group Collaboration], Chin. Phys. C **38**, 090001 (2014).
 - [22] D. M. Manley, R. A. Arndt, Y. Goradia and V. L. Teplitz, Phys. Rev. D **30**, 904 (1984).

- [23] N. N. Achasov, A. A. Kozhevnikov and G. N. Shestakov, Phys. Rev. D **92**, no. 3, 036003 (2015)
- [24] C. Adolph *et al.*, arXiv:1509.00992 [hep-ex].