

# Probabilistic Integration and Intractable Distributions

Chris. J. Oates<sup>1,2</sup>, François-Xavier Briol<sup>3</sup>, Mark Girolami<sup>3,4</sup>

<sup>1</sup>University of Technology Sydney

<sup>2</sup>ARC Centre of Excellence for Mathematical and Statistical Frontiers

<sup>3</sup>University of Warwick

<sup>4</sup>Alan Turing Institute

July 6, 2016

## Abstract

This paper considers numerical approximation for integrals of the form

$$\int f(x)p(dx)$$

in the case where  $f(x)$  is an expensive black-box function and  $p(dx)$  is an intractable distribution (meaning that it is accessible only through a finite collection of samples). Our proposal extends previous work that treats numerical integration as a problem of statistical inference, in that we model both  $f$  as an *a priori* unknown random function and  $p$  as an *a priori* unknown random distribution. The result is a posterior distribution over the value of the integral that accounts for these dual sources of approximation error. This construction is designed to enable the principled quantification and propagation of epistemic uncertainty due to numerical error through a computational pipeline. The work is motivated by such problems that occur in the Bayesian calibration of computer models.

## 1 Introduction

This work is motivated by the problem of Bayesian forecasting based on complex computer models [Craig et al., 2001]. In particular, the problem of computing posterior expectations under the computer model is considered. In concrete terms, this problem can be expressed as the numerical approximation of integrals  $p(f) = \int f(x)p(dx)$ , where  $f(x)$  denotes a functional of the output from the computer model,  $x$  denotes unknown inputs (or ‘parameters’) of the model, and  $p(dx)$  denotes a posterior distribution over model inputs. The challenging nature of many computer models precludes a closed-form for  $p(dx)$  and instead we are often provided with a collection of samples  $x_1, \dots, x_n$  obtained from  $p(dx)$  through sophisticated

Monte Carlo methods [Robert and Casella, 2013]. In such situations, computation of posterior expectations is non-trivial as neither the integrand  $f(x)$  nor the distribution  $p(dx)$  are available in closed-form. Indeed, the computation cost associated with both (i) evaluation of  $f(x)$ , and (ii) obtaining  $n$  samples from  $p(dx)$ , provides strong motivation for the development of light-weight approximation methods that are able to account for these dual sources of numerical approximation error in the subsequent presentation of forecasts. Thus our aim is to report not just a point estimate for  $p(f)$ , but a posterior distribution over the unknown value of this integral. This problem falls within the framework of *probabilistic numerics* and our work can be seen as a contribution to this emerging area [Hennig et al., 2015].

The problem posed above is reminiscent of that considered in Diaconis [1988] and under the name of *Bayesian Quadrature* (BQ) in O’Hagan [1991]. In BQ, a Gaussian prior measure is placed on the unknown function  $f$  and a likelihood serves to condition  $f$  on observed function evaluations  $f(x_i)$ . This induces both a prior and a posterior over the value of  $p(f)$  as push-forward measures under the projection operator  $f \mapsto p(f)$ . The main focus of O’Hagan [1991] was to determine sets of evaluation locations  $x_1, \dots, x_n$  that minimise the posterior variance over the value  $p(f)$  of the integral under a given prior model; a specific instance of such a point set is known as *Bayes-Hermite* quadrature. BQ was subsequently re-discovered in Ghahramani and Rasmussen [2002] and has been further analysed in Huszár and Duvenaud [2012], who related BQ to the ‘herding’ approach from machine learning, Bach [2015], who related BQ to random feature approximations used in kernel methods, Briol et al. [2016] who related BQ to Quasi Monte Carlo (QMC) methods and Kanagawa et al. [2016] who extended theoretical results for BQ to misspecified prior models.

An important provision of BQ is that it assumes the distribution  $p(dx)$  is known in closed-form. To be specific, it is required that  $p(dx)$  admits a closed-form *kernel mean* [Smola et al., 2007], where here the ‘kernel’ refers to the covariance function that defines the Gaussian prior measure over the integrand. (This will be made precise below.) In situations where  $p(dx)$  can be accessed only through a finite collection of samples, it is not possible in general to obtain a closed-form kernel mean. From a formal perspective, we call such  $p(dx)$  *intractable* distributions. A notable exception occurs when  $p(dx) = p(x)dx$  admits a differentiable density  $p(x)$  such that the gradient information  $\nabla \log p(x_i)$  is available; in that case  $p(dx)$  is tractable and kernel means can be constructed using Stein’s method [Oates et al., 2017]. Nevertheless, for complex computer models, gradient information is often not available or is associated with substantial additional computational cost. Thus, at present, BQ cannot be used to address the challenge of numerical integration in complex models where  $p(dx)$  is accessed through generic Monte Carlo methods.

The contribution of this paper is to extend the literature on probabilistic numerics to the important case where both  $f(x)$  and  $p(dx)$  are “known unknowns”. In this case  $p(dx)$  must, in addition, be estimated from samples  $x_1, \dots, x_n$ . To achieve this, this paper proposes to exploit Dirichlet process mixture priors to estimate the intractable kernel mean [Ferguson, 1973]. The output of our procedure (called *Dirichlet process mixture Bayesian quadrature*; DPMBQ) is a posterior distribution over the value of  $p(f)$ , quantifying the epistemic uncertainty due to limited information on both  $f(x)$  and  $p(dx)$ . A cubic computational cost is

incurred; however, this cost is de-coupled from both evaluation of  $f(x)$  and  $p(dx)$  and will often be negligible with respect to the cost of obtaining these evaluations from the computer model. This posterior can then be exploited as a light-weight probabilistic integrator that is well-suited to facilitate Bayesian forecasts based on complex computer models. A special case of our method occurs when  $f(x)$  is *a priori* known but  $p(dx)$  is intractable; then our probabilistic integrator provides a novel approach to computation in general Bayesian applications.

This paper is structured as follows: Sec. 2 presents the method, Sec. 3 illustrates the approach and presents an empirical investigation, then Sec. 4 concludes with a discussion of some of the issues raised during this work. An extensive supplement contains theoretical results and proposes two (novel) alternative methods that are compared to the method described in the main text.

## 2 Methods

Consider a domain  $\Omega$ , assumed to be a (measurable) subset of  $\mathbb{R}^d$ , together with a distribution  $p(dx)$  on  $\Omega$ . The integrand is assumed to be a (measurable) function  $f : \Omega \rightarrow \mathbb{R}$  such that the integral  $p(f) = \int f(x)p(dx)$  exists. To reduce notation, measurability and existence of all quantities will henceforth be assumed. For a random variable  $Z$ , the notation  $[Z]$  will be used as shorthand to denote its distribution.

### 2.1 Probabilistic Integration for Tractable Distributions

To begin, we recall details for the BQ method of Diaconis [1988] and O’Hagan [1991]. In BQ, a Gaussian Process (GP) prior

$$f \sim \text{GP}(m(x), k(x, x'))$$

is assigned to the integrand  $f$ , with mean function  $m : \Omega \rightarrow \mathbb{R}$  and covariance function  $k : \Omega \times \Omega \rightarrow \mathbb{R}$  [see Rasmussen and Williams, 2006, for details on GPs]. The likelihood function is defined according to noise-free regression model

$$f(x_i) = f_i, \quad i = 1, \dots, n$$

at locations  $X = (x_1, \dots, x_n)$ . Let  $f(X)$  represent the  $n \times 1$  vector with  $f_i$  as its  $i$ th element. The GP regression posterior is

$$f | X, f(X) \sim \text{GP}(m_n(x), k_n(x, x')),$$

where the mean function  $m_n : \Omega \rightarrow \mathbb{R}$  and covariance function  $k_n : \Omega \times \Omega \rightarrow \mathbb{R}$  can be found in Rasmussen and Williams [2006, Eqns. 2.23, 2.24].

BQ is a special case of GP regression after the prior and posterior measures are pushed forward through the projection  $f \mapsto p(f)$ . To be specific, the GP prior is pushed forward to produce the BQ prior

$$p(f) \sim \text{N}(p(m), p \otimes p(k))$$

over the value  $p(f)$  of the integral, where  $p \otimes p : \Omega \times \Omega \rightarrow \mathbb{R}$  is the measure formed by independent products of  $p(dx)$  and  $p(dx')$ . (The QMC literature calls  $p \otimes p(k)$  the *initial error*.) The GP posterior can also be pushed forward to produce the BQ posterior

$$p(f) \mid X, f(X) \sim N(p(m_n), p \otimes p(k_n)). \quad (1)$$

Formulae for  $p(m_n)$  and  $p \otimes p(k_n)$  were derived in O’Hagan [1991]:

$$\begin{aligned} p(m_n) &= f(X)^\top k(X, X)^{-1} \mu(X) \\ p \otimes p(k_n) &= p \otimes p(k) - \mu(X)^\top k(X, X)^{-1} \mu(X) \end{aligned} \quad (2)$$

where  $k(X, X)$  is the  $n \times n$  matrix with  $(i, j)$  the entry  $k(x_i, x_j)$  and  $\mu(X)$  is the  $n \times 1$  vector with  $i$ th entry  $\mu(x_i)$  where

$$\mu(x) = \int k(x, x') p(dx'). \quad (3)$$

The posterior in Eqn. 1 was studied in Briol et al. [2016], where rates of posterior contraction were established. Further, in that work, numerical results demonstrated that credible intervals can achieve correct frequentist coverage when kernel hyper-parameters are calibrated by maximum marginal likelihood.

The matrix inverse of  $k(X, X)$  incurs a cubic computational cost; however this cost is *post-hoc* and decoupled from the states  $X$  and evaluations  $f(X)$  that are functions of the complex computer model. Eqn. 2 coincides with the *worst-case error*, as studied in the QMC literature [Dick and Pillichshammer, 2010]. The function  $\mu$  in Eqn. 3 is known as the *kernel mean* function and is central to kernel embedding methods [Smola et al., 2007]. For certain covariance functions  $k$ , called *characteristic*, the kernel mean characterises the distribution  $p(dx)$  [Sriperumbudur et al., 2011].

It is seen that BQ requires both  $\mu(X)$  and  $p \otimes p(k)$  to be evaluated; this is not possible when  $p(dx)$  is an intractable distribution. Indeed, the work of O’Hagan [1991] and others has assumed that  $p(dx)$  is *a priori known*. However, this assumption cannot be made for computation of Bayesian forecasts, where  $p(dx)$  is a complex function of the computer model. In this paper, we therefore extend the literature on probabilistic numerics to include the case where both  $f(x)$  and  $p(dx)$  are *unknown*. To achieve this we must construct a model for the unknown  $p(dx)$ ; this is the subject of the next section.

## 2.2 Probabilistic Integration for Intractable Distributions

This paper extends BQ to the case of an unknown random distribution  $p(dx)$ . Our approach is rooted in Dirichlet process mixture models and is introduced in Sec. 2.2.1.

### 2.2.1 A Dirichlet Process Mixture Model Prior

Consider an infinite mixture model

$$p(dx) = \int \psi(dx; \phi) P(d\phi), \quad (4)$$

where  $\psi : \Omega \times \Phi \rightarrow [0, \infty)$  is a statistical model with parameter  $\phi \in \Phi$  and  $P$  is a mixing distribution defined on  $\Phi$ . In this approach, each data point  $x_i$  is modelled as an independent draw from  $p(dx)$  and is associated with a latent variable  $\phi_i \in \Phi$  according to the generative process of Eqn. 4. To limit scope, the extension to correlated  $x_i$  is reserved for future work.

The Dirichlet process (DP) is the natural conjugate prior for non-parametric discrete distributions [Ferguson, 1973]. A natural and generic approach to Bayesian inference based on Eqn. 4 is thus to fix a specific model  $\psi$  and to endow  $P(d\phi)$  with a DP prior

$$P \sim \text{DP}(\alpha, P_b)$$

where  $\alpha > 0$  is a concentration parameter and  $P_b(dx)$  is a base distribution over  $\Phi$ . The base distribution  $P_b$  coincides with the prior expectation  $\mathbb{E}[P(d\phi)] = P_b(d\phi)$ , while  $\alpha$  determines the spread of the prior about  $P_b$ . The DP is characterised by the property that, for any finite partition  $\Phi = \Phi_1 \cup \dots \cup \Phi_m$ , it holds that

$$(P(\Phi_1), \dots, P(\Phi_m)) \sim \text{Dir}(\alpha P_b(\Phi_1), \dots, \alpha P_b(\Phi_m))$$

where  $P(S)$  denotes the measure of the set  $S \subseteq \Phi$ . For  $\alpha \rightarrow 0$ , the DP is supported on the set of atomic distributions, while for  $\alpha \rightarrow \infty$ , the DP converges to an atom on the base distribution. This overall approach is called a DP *mixture* (DPM) model [Ferguson, 1983]. Under the assumption that  $\phi_i \sim P$  are independent, writing  $\phi_{1:n} = (\phi_1, \dots, \phi_n)$ , standard conjugate results for DPs lead to the conditional

$$P \mid \phi_{1:n} \sim \text{DP}\left(\alpha + n, \frac{\alpha}{\alpha + n} P_b + \frac{1}{\alpha + n} \sum_{i=1}^n \delta_{\phi_i}\right)$$

where  $\delta_{\phi_i}(d\phi)$  is an atomic distribution centred at the location  $\phi_i$  of the  $i$ th sample in  $\phi_{1:n}$ . In turn, this induces a conditional  $[p \mid \phi_{1:n}]$  for the unknown distribution  $p(dx)$  through Eqn. 4.

### 2.2.2 Kernel Means via Stick Breaking

The *stick breaking* characterisation can be used to draw samples from the posterior DP [Sethuraman, 1994]. A generic draw from  $[P \mid \phi_{1:n}]$  takes the form

$$P(d\phi) = \sum_{j=1}^{\infty} w_j \delta_{\varphi_j}(d\phi) \tag{5}$$

where

$$\varphi_j \sim \frac{\alpha}{\alpha + n} P_b + \frac{1}{\alpha + n} \sum_{i=1}^n \delta_{\phi_i}$$

are independent draws and

$$w_j = \beta_j \prod_{j'=1}^{j-1} (1 - \beta_{j'})$$

where  $\beta_{j'} \sim \text{Beta}(1, \alpha + n)$  are independent. In practice the sum in Eqn. 5 can be truncated at a large finite number of terms,  $N$ , with negligible truncation error, since weights  $w_j$  vanish at a geometric rate [Ishwaran and James, 2001]. The truncated DP has been shown to provide accurate approximation of integrals with respect to the original DP [Ishwaran and Zarepour, 2002]. For a realisation  $P(d\phi)$  from Eqn. 5, observe that the induced distribution  $p(dx)$  over  $\Omega$  is

$$p(dx) = \sum_{j=1}^{\infty} w_j \psi(dx; \varphi_j). \quad (6)$$

Thus we have a characterisation of  $[p \mid \phi_{1:n}]$ .

An important fact is that one can take  $\psi$  and  $k$  to be a conjugate pair, such that both the kernel mean  $\mu(x)$  and the initial error  $p \otimes p(k)$  will be available in an explicit form for the distribution in Eqn. 6 [see Table 1 in Briol et al., 2016]. For instance, in the one-dimensional case, set  $\varphi = (\varphi_1, \varphi_2)$  and  $\psi(dx; \varphi) = \text{N}(dx; \varphi_1, \varphi_2)$  for some location and scale parameters  $\varphi_1$  and  $\varphi_2$ . Then for the Gaussian covariance function  $k(x, x') = \exp(-(x - x')^2/2\lambda^2)$ , we have the kernel mean

$$\mu(x) = \sum_{j=1}^{\infty} \frac{\lambda w_j}{(\lambda^2 + \varphi_{j,2})^{1/2}} \exp\left(-\frac{(x - \varphi_{j,1})^2}{2(\lambda^2 + \varphi_{j,2})}\right) \quad (7)$$

and initial variance

$$p \otimes p(k) = \sum_{j=1}^{\infty} \sum_{j'=1}^{\infty} \frac{\lambda w_j w_{j'}}{(\lambda^2 + \varphi_{j,2} + \varphi_{j',2})^{1/2}} \exp\left(-\frac{(\varphi_{j,1} - \varphi_{j',1})^2}{2(\lambda^2 + \varphi_{j,2} + \varphi_{j',2})}\right). \quad (8)$$

This observation facilitates the tractable computation that follows in the next section.

### 2.2.3 The Proposed Model

Consider now the general case where  $\theta$  collects together hyper-parameters that (a) define the GP prior mean and covariance function, denoted  $m_\theta$  and  $k_\theta$  below, and (b) define the DP prior, such as  $\alpha$  and the base distribution  $P_b$ . It is assumed that  $\theta \in \Theta$  for some specified set  $\Theta$ . The marginal posterior distribution for  $p(f)$ , in the proposed model, decomposes as

$$[p(f) \mid X, f(X)] = \int \int [p(f) \mid X, f(X), p, \theta] [p \mid X, \theta] [\theta] dp d\theta. \quad (9)$$

The first term in the integral on the right hand side is BQ and was defined in Sec. 2.1, while the third term represents a hyper-prior distribution over the hyper-parameters  $\theta \in \Theta$ . The remaining term can be accessed as

$$[p \mid X, \theta] = \int [p \mid \phi_{1:n}] [\phi_{1:n} \mid X, \theta] d\phi_{1:n}$$

where the term  $[p \mid \phi_{1:n}]$  was given in Sec. 2.2.2 and the term  $[\phi_{1:n} \mid X, \theta]$  can be accessed with Markov chain Monte Carlo (MCMC) methods, as described in Sec. 2.2.5. The distribution in Eqn. 9 defines our proposed DPMBQ model.

The DPMBQ distribution in Eqn. 9 does not admit a closed-form expression. However, it is straight-forward to sample from this distribution without recourse to  $f(x)$  or  $p(dx)$ ; details are provided in Sec. 2.2.5. Thus the computational cost of sampling is de-coupled from the much larger costs associated with the computer model. The proposed approach can therefore be conceived as a post-processing technique that takes  $X, f(X)$  as input and returns the distribution over the value  $p(f)$  of the integral given in Eqn. 9.

A special case of our method occurs when  $f(x)$  is *a priori* known. Then BQ is not required and the conditional distribution  $[p(f) \mid p]$  simplifies to a deterministic relationship. This special case is widely-applicable in Bayesian computation, but for brevity we consider only the more general case where  $f(x)$  is *a priori* unknown in the remainder. In the next section we explore theoretical properties of the general method.

## 2.2.4 Theoretical Analysis

To facilitate tractable analysis, this section supposes that hyper-parameters  $\theta$  is fixed. A posterior distribution  $\mathbb{P}_n$  over an unknown parameter  $\zeta \in \mathbb{R}$ , whose true value is  $\zeta_0$ , is called *consistent* for  $\zeta_0$  at a *rate*  $r_n$  if, for all  $\delta > 0$ , we have  $\mathbb{P}_n[(-\infty, \zeta_0 - \delta) \cup (\zeta_0 + \delta, \infty)] = O_{\mathcal{P}}(r_n)$ . Below we denote with  $f_0$  and  $p_0$  the respective true values of  $f$  and  $p$ ; our aim is to estimate  $\zeta_0 = p_0(f_0)$ . Denote with  $\mathcal{H}$  the reproducing kernel Hilbert space with the covariance function  $k$  as its kernel.

The main theoretical result below establishes that the DPMBQ posterior distribution is consistent. For this analysis we restrict attention to the one-dimensional state-space  $\Omega = \mathbb{R}$ :

**Theorem.** *Suppose that (A1-6) hold, where:*

(A1)  *$f$  belongs to  $\mathcal{H}$  and that the kernel  $k$  is bounded on  $\Omega \times \Omega$ .*

(A2)  *$p_0(dx)$  is a location-scale mixture of Gaussians; i.e.  $\psi(dx; \varphi) = N(dx; \varphi_1, \varphi_2)$ .*

(A3)  *$\varphi_1 \in \mathbb{R}$  and  $\varphi_2 \in [\underline{\sigma}, \bar{\sigma}]$  for fixed  $\underline{\sigma}, \bar{\sigma} \in (0, \infty)$ .*

(A4)  *$P_0$ , the true mixing distribution, has compact  $\text{supp}(P_0) \subset \mathbb{R} \times (\underline{\sigma}, \bar{\sigma})$ .*

(A5)  *$P_b$  has positive and continuous density on a rectangle  $R$  such that  $\text{supp}(P_0) \subseteq R \subseteq \mathbb{R} \times [\underline{\sigma}, \bar{\sigma}]$ .*

(A6)  *$P_b$  satisfies the tail condition  $P_b(\{(\varphi_1, \varphi_2) : |\varphi_1| > t\}) \leq c \exp(-b|t|^\delta)$  for all  $t > 0$ .*

*Then the posterior  $\mathbb{P}_n = [p(f) \mid X, f_0(X)]$  is consistent for the true value  $p_0(f_0)$  of the integral at the rate  $O_{\mathcal{P}}(n^{-1/4+\epsilon})$ , for  $\epsilon > 0$  arbitrarily small.*

A proof is provided in supplemental Sec. A.1. (A1) derives from results on consistent BQ [Briol et al., 2016] and can be relaxed further with the results in Kanagawa et al. [2016] (not discussed here), while (A2-6) are motivated from the work on consistent estimation with DPM priors [Ghosal and Van Der Vaart, 2001].

From Thm. 1 in Briol et al. [2016], for the case of known  $p(dx)$  and  $\mathcal{H}$  a Sobolev space of order  $s > d/2$  on  $\Omega = [0, 1]^d$ , the corresponding convergence rate is  $o_{\mathcal{P}}(\exp(-Cn^{2s/d-\epsilon}))$ . This rate is known to be minimax up to logarithmic factors. Our work, while providing only an upper bound on the learning rate, suggests that there is a fundamental shift in complexity for the estimation problem when  $p(dx)$  is also unknown. Indeed, the  $O_{\mathcal{P}}(n^{-1/4+\epsilon})$  rate is slower than the classical Bernstein-von Mises rate  $O_{\mathcal{P}}(n^{-1/2})$  [Von Mises, 1974]. However, we warn against an out-of-hand comparison between these two quantities, as the former involves the interaction of two distinct non-parametric statistical models. It is known the Bernstein-von Mises analyses can be delicate for non-parametric problems [see, for example, the counter-examples in Diaconis and Freedman, 1986]. Rather, this theoretical analysis provides an important guarantee for consistent estimation in a regime that is non-standard.

### 2.2.5 Direct Computation

It remains to describe computation for DPMBQ. The model admits the following straight-forward sampler:

1. draw  $\theta$  from the hyper-prior  $[\theta]$
2. draw  $\phi_{1:n}$  from  $[\phi_{1:n} | X, \theta]$  (via a Gibbs sampler)
3. draw  $p$  from  $[p | \phi_{1:n}]$  (via stick-breaking, as described in Sec. 2.2.1)
4. draw  $p(f)$  from  $[p(f) | X, f(X), p, \theta]$  (via BQ, as described in Sec. 2.1)

For step (2), it is convenient (but not essential) to use a conjugate base distribution  $P_b$ . In the case of a Gaussian model  $\psi$ , the normal inverse-gamma distribution, parametrised with  $\mu_0 \in \mathbb{R}$ ,  $\lambda_0, \alpha_0, \beta_0 \in (0, \infty)$ , permits closed-form conditionals and facilitates an efficient Gibbs sampler. Full details are provided in supplemental Sec. A.2. (Note that the conjugate base distribution does not fall within the scope of the theorem; however the use of a more general Metropolis-within-Gibbs scheme enables computation from such models with trivial modification.) In all experiments below we fixed hyper-parameters to default values  $\lambda_0 = \alpha_0 = \beta_0 = 1$ ,  $\mu_0 = 0$ ; there was no noticeable dependence of inferences on these choices, which are several levels removed from  $p(f)$ , the unknown of interest.

This direct scheme admits several improvements: e.g. (a) stratified or QMC sampling of  $\theta$  in step (1); (b) Rao-Blackwellisation of the additional randomisation in  $p(f)$ , to collapse steps (3) and (4) [Blackwell, 1947]; (c) the Gibbs sampler of Escobar and West [1995] can be replaced by more sophisticated alternatives, such as Neal [2000]. Indeed, one need not sample from the prior  $[\theta]$  and instead target the hyper-parameter posterior with MCMC. In experiments, the straight-forward scheme outlined here was more than adequate to obtain



samples from the DPMBQ model. Thus we implemented this basic sampler and leave the above extensions as possible future work.

This completes our methodological development. In this section we have formalised and solved the problem of numerical integration in which both the integrand  $f(x)$  and the measure  $p(dx)$  are *a priori* unknown. The proposed DPMBQ model has been shown to deliver consistent estimation under specific assumptions and a practical framework has been established for computation. The remainder of the paper provides empirical results that aim to better understand the proposed probabilistic integrator.

### 3 Empirical Results

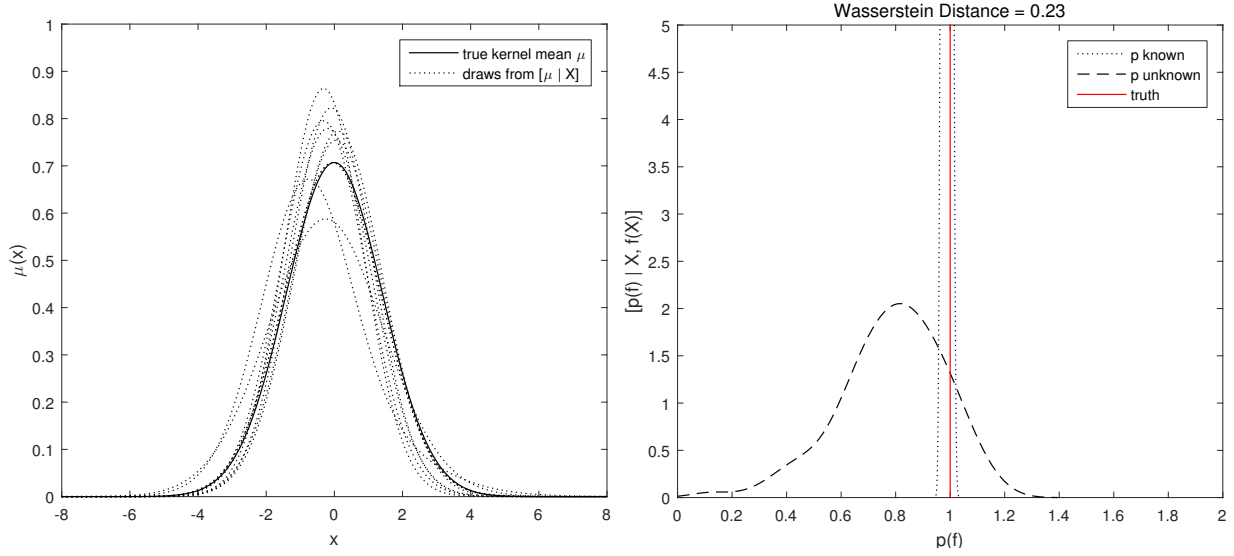
This section provides a numerical illustration of the proposed method. Two illustrations are provided, on (i) simulated data where  $p(f)$  is available in closed-form in Sec. 3.1, and (ii) a more realistic forecasting problem, where  $p(f)$  is unavailable in closed-form in Sec. 3.2. Two (also novel) alternatives to the DPMBQ model are presented for comparison in Sec. 3.3.

#### 3.1 Simulation

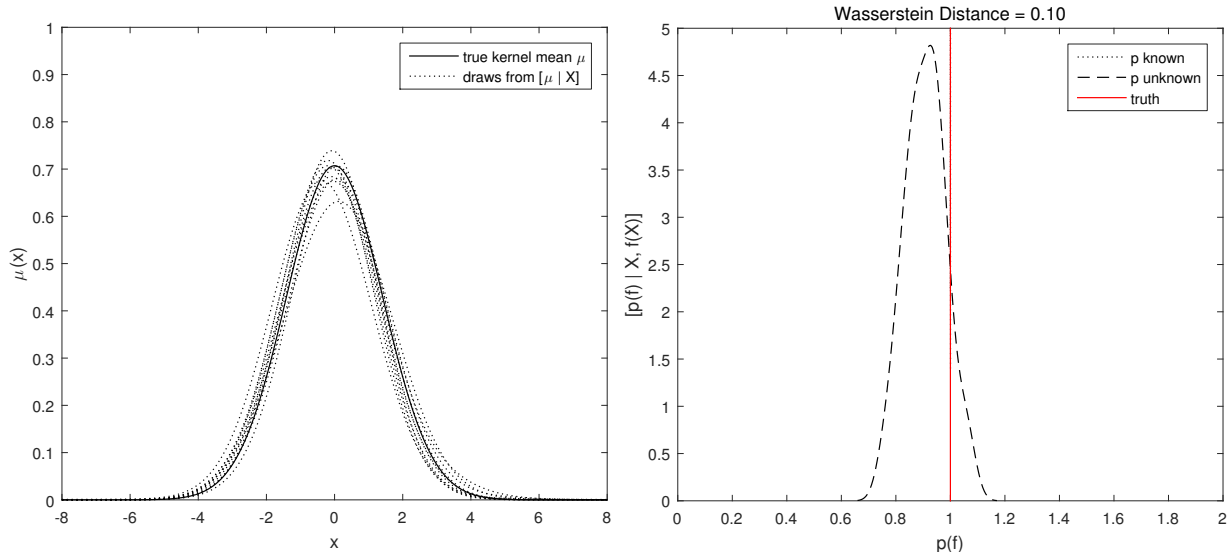
To assess the performance of the DPMBQ method, we considered independent data  $x_1, \dots, x_n$  generated from a known distribution  $p(dx)$ . In addition, the function  $f(x)$  was fixed and known, so that overall the exact value of the integral  $p(f)$  provided a known benchmark.

For illustration, we focused on the generic class of one-dimensional test problems obtained when  $p(dx)$  is a Gaussian mixture distribution  $p(dx) = \sum_{i=1}^m r_i N(dx; c_i, s_i^2)$  defined on  $\Omega = \mathbb{R}$ , where  $c_i \in \mathbb{R}^d$ ,  $r_i, s_i \in [0, \infty)$ ,  $\sum_{i=1}^m r_i = 1$ , and the function  $f(x)$  is a polynomial  $f(x) = \sum_{i=1}^q a_i x^{b_i}$  where  $a_i \in \mathbb{R}$  and  $b_i \in \mathbb{N}_0$ . For this problem class, the integral  $p(f)$  is computable in closed-form and the generic approximation properties of Gaussian mixtures and polynomials provide an expressive test-bed. In addition, the GP prior with mean function  $m_\theta(x) = 0$  and Gaussian covariance function  $k_\theta(x, x') = \exp(-(x - x')^2 / 2\lambda^2)$  was employed. This choice provides a closed-form kernel mean for assessment purposes, with calculation analogous to Eqns. 7 and 8.

**Illustration** Consider the toy problem where  $f(x) = 1 + x - 0.1x^3$ ,  $p(dx) = N(dx; 0, 1)$ , such that the true integral  $p(f) = 1$  is known in closed-form. For the kernel  $k_\theta$  we initially fixed the hyper-parameter  $\lambda$  at a default value  $\lambda = 1$ . The concentration hyper-parameter  $\alpha$  was initially fixed to  $\alpha = 1$  (the *unit information* DP prior). For all experiments, the stick breaking construction in Eqn. 5 was truncated after the first  $N = 500$  terms; at this level results were invariant to further increases in  $N$ . In Fig. 1 we present realisations of the posterior distributions  $[\mu | X]$  and  $[p(f) | X, f(X)]$  at two sample sizes, (a)  $n = 10$  and (b)  $n = 100$ . In this case each posterior contains the true value  $p_0(f_0)$  of the integral in its effective support region. The posterior variance is greatly inflated with respect to the idealised case in which  $p(dx)$ , and hence the kernel mean  $\mu$ , is known. This is intuitively



(a)  $n = 10$



(b)  $n = 100$

Figure 1: Illustration; computation of  $p(f)$  where both  $f(x)$  and  $p(dx)$  are *a priori* unknown. Partial information on  $p(dx)$  is provided as  $n$  draws  $x_i \sim p(dx)$ . Partial information on  $f(x)$  is provided by the values  $f(x_i)$  at each of the  $n$  locations. Left: Bayesian estimation of the kernel mean  $\mu$ , that characterises the unknown distribution  $p(dx)$ . Right: Posterior distribution over the value of the integral  $p(f)$  (dashed line); for reference, the truth (red line) and the posterior that would be obtained *if*  $p(dx)$  was known (dotted line) are also shown. Two sample sizes, (a)  $n = 10$ , (b)  $n = 100$ , are presented.

correct and reflects the increased difficulty of the problem in which both  $f(x)$  and  $p(dx)$  are *a priori* unknown.

**Detailed Results** To explore rates of consistent estimation, we considered the general simulation set-up above and measured estimator performance with the Wasserstein (or *earth movers'*) distance:

$$W = \int |p(f) - p_0(f_0)| d[p(f) | X, f(X)].$$

Consistent estimation, as defined in Sec. 2.2.4, is implied by convergence in Wasserstein distance. It should be noted that consistent estimation does not imply correct coverage of posterior credible intervals [Ghosal and Van Der Vaart, 2007]; this aspect is left for future work.

There are three main questions that we address below; these concern dependence of the approximation properties of the posterior  $[p(f) | X, f(X)]$  on (i) the number  $n$  of data, (ii) the complexity of the distribution  $p(dx)$ , and (iii) the complexity of the function  $f(x)$ . Our results can be summarised as follows:

- **Effect of the number  $n$  of data:** As  $n$  increases, we expect contraction of the posterior measure over  $[\mu | X]$  onto the true kernel mean. Hence, in the limit of infinite data, the resultant integral estimates will coincide with those of BQ. However, the rate of convergence of the proposed method could be much slower compared to the idealised case in which  $p(dx)$ , and hence  $\mu(x)$ , is *a priori* known.

The problem of Fig. 1 was considered in a more general setting where the hyper-parameters  $\theta$  are assigned prior distributions and are subsequently marginalised out. For these results, the kernel parameter  $\lambda$  was assigned a Gam(2, 1) hyper-prior and the concentration parameter  $\alpha$  was assigned a Exp(1) hyper-prior; these are employed for the remainder.

Results in Fig. 2 showed that the posterior  $[p(f) | X, f(X)]$  appears to converge to the true value of the integrand (in the Wasserstein sense) as the number  $n$  of data are increased. The slope of the trend line was  $\approx -1/4$ , in close agreement with the theoretical analysis. This does not resemble the rapid posterior contraction results established in BQ when  $p(dx)$  is *a priori* known, which can be exponential for the Gaussian kernel [Briol et al., 2016]. This reflects the more challenging nature of the estimation problem when  $p(dx)$  is unavailable in closed-form.

- **Effect of the complexity of  $p(dx)$ :** It is anticipated that a more challenging inference problem for  $p(dx)$  entails poorer estimation performance for  $p(f)$ . To investigate, the complexity of  $p(dx)$  was measured as the number  $m$  of mixture components. For this experiment, the number  $m$  of mixture components was fixed, with weights  $(r_1, \dots, r_m)$  drawn from Dir(2). The location parameters  $c_i$  were independent draws from  $N(0, 1)$  and the scale parameters  $s_i$  were independent draws from Exp(1).

Results in Fig. 11a, which were based on  $n = 20$ , did not demonstrate a clear effect. This was interesting and can perhaps be explained by the fact that  $\mu(x)$  is a kernel-smoothed version of  $p(dx)$  and thus is somewhat robust to fluctuations in  $p(dx)$ .

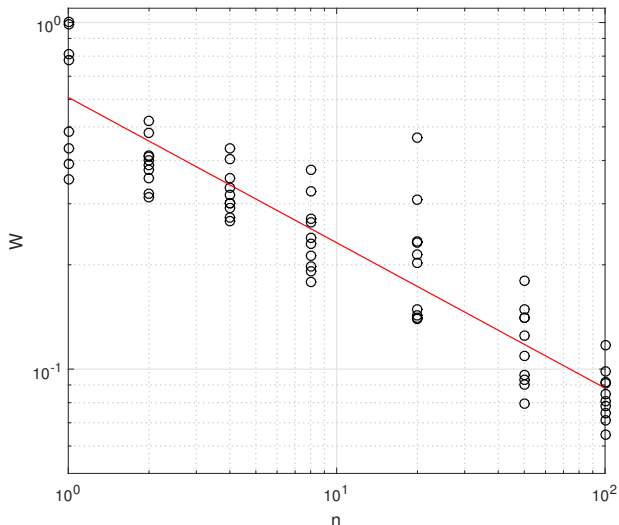


Figure 2: Empirical investigation. The example of Fig. 1 was again considered, this time marginalising over hyper-parameters  $\lambda$  and  $\alpha$ . The Wasserstein distance,  $W$ , between the posterior  $[p(f) | X, f(X)]$  and the true value of the integral, is presented as a function of the number  $n$  of data points. [Circles represent independent realisations, while a linear trend line (red) is shown.]

- **Effect of the complexity of  $f(x)$ :** A more challenging inference problem for  $f(x)$  ought to also entails poorer estimation. To investigate, the complexity of  $f(x)$  was measured as the degree  $q$  of this polynomial. For each experiment,  $q$  was fixed and the coefficients  $a_i$  were independent draws from  $N(0, 1)$ .

Results in Fig. 11b, based on  $n = 20$ , showed that the posterior was more accurate for larger  $q$ , this time in agreement with intuition.

### 3.2 Application to Bayesian Forecasting

Our second experiment considered the computation of Bayesian forecasts based on a 5-dimensional computer model.

For a manageable benchmark we took a computer model that is well-understood; the *Goodwin oscillator*, which is prototypical for larger models of complex chemical systems [Goodwin, 1965]. The oscillator considers a competitive molecular dynamic, expressed as a system of ordinary differential equations (ODEs), that induces oscillation between the concentration  $z_i(t; x)$  of two species  $S_i$  ( $i = 1, 2$ ). Parameters, denoted  $x$  and *a priori* unknown, included two synthesis rate constants, two degradation rate constants and one exponent parameter. Full details, that include the prior distributions over parameters used in the experiment below, can be found in Oates et al. [2016]. From an experimental perspective, we suppose that concentrations of both species are observed at 41 discrete time points  $t_j$  with uniform spacing in  $[0, 40]$ . Observation occurred through an independent Gaussian

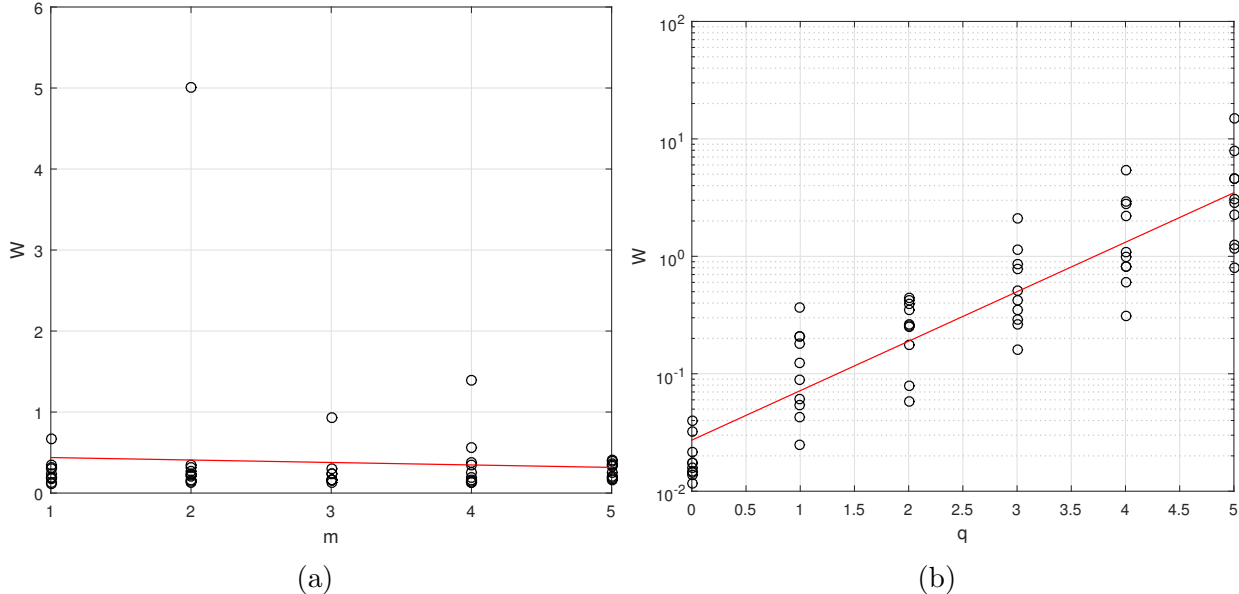


Figure 3: Empirical investigation. The Wasserstein distance,  $W$ , between the posterior  $[p(f) | X, f(X)]$  and the true value of the integral is presented as a function of (a) the number  $m$  of mixture components that constitute  $p(dx)$ , and (b) the degree  $q$  of the polynomial function  $f(x)$  whose integral is to be determined. [Circles represent independent realisations of  $W$ , while in (b) a linear trend line (red) is shown.]

noise process  $y_{i,j} = z_i(t_j; x) + \epsilon_{i,j}$  where  $\epsilon_{i,j} \sim N(0, 0.1^2)$ . Data-generating parameters were identical to Oates et al. [2016, with model dimension  $g = 3$ ]. Fig. 4a shows the full data  $y = (y_{i,j})$ .

The forecast that we consider here is for the concentration of  $S_1$  at the later time  $t = 50$ . In particular we defined  $f(x)$  to be equal to  $z_1(50)$  and obtained  $n$  samples  $x_i$  from the posterior  $[x | y]$  using tempered population Markov chain Monte Carlo (MCMC), in all aspects identical to Oates et al. [2016]. Then,  $f(x_i)$  was evaluated and stored for each  $x_i$ ; the locations  $X = (x_i)$  and function evaluations  $f(X)$  are the starting point for the DPMBQ method.

This prototypical model is small enough for numerical error to be driven to zero via repeated numerical simulation of the ODEs, providing us with a benchmark. Nevertheless, the key features that motivate our work are present here: (i) The forecast function  $f(x)$  is expensive and black-box, being a long-range solution of a system of ODEs and requiring that the global solution error is carefully controlled. (ii) The task of obtaining samples  $x_i$  is costly, as each evaluation of the likelihood  $[y | x]$ , and hence the posterior  $[x | y]$ , requires the solution of a system of ODEs.

Performance was examined through the Wasserstein distance to the true forecast  $p_0(f_0)$ , the latter obtained through brute-force simulation. The multi-dimensional integral was modeled as a tensor product of one-dimensional integrals, as described in Sec. A.3 in the supplement. This allowed the uni-variate model from Sec. 3.1 to be re-used at minimal effort.

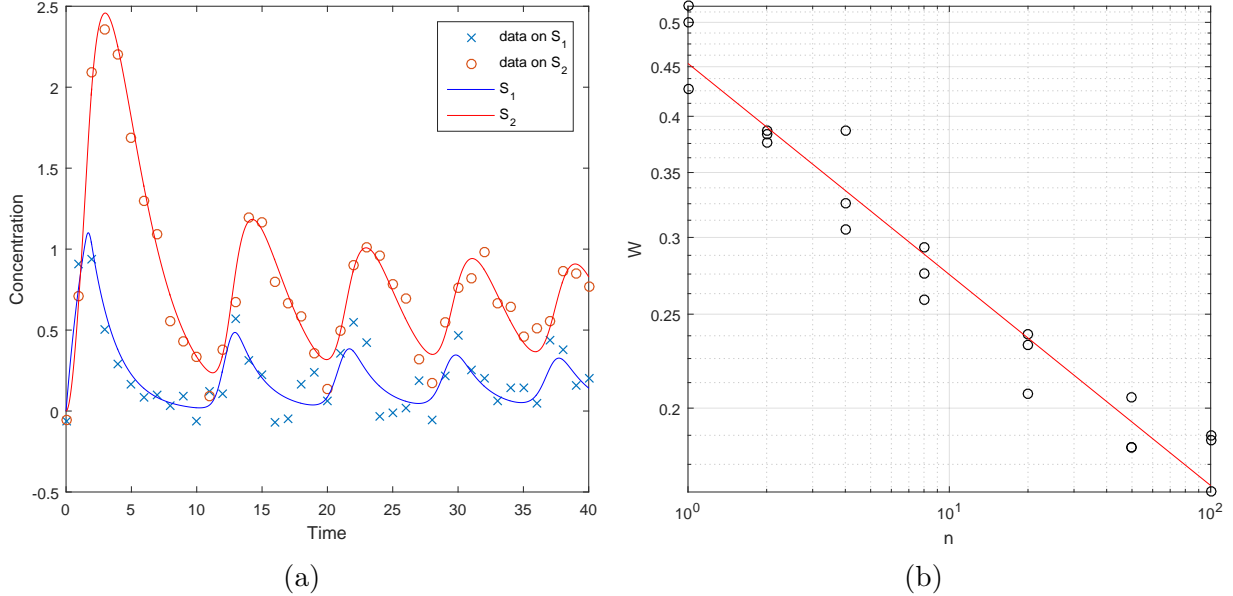


Figure 4: Application to Bayesian forecasting. (a) Data on two species,  $S_1$  and  $S_2$ , generated from the Goodwin oscillator, a system of differential equations that contain five unknown parameters. The forecast  $p(f)$  under consideration is the posterior expected concentration of species  $S_1$  at the later time point  $t = 50$ . (b) The Wasserstein distance,  $W$ , from the proposed posterior  $[p(f) | X, f(X)]$  to the true integral is shown. Here  $n$  represents the number of samples  $x_i$  that were obtained from the posterior  $[x | y]$  over the unknown parameters.

Results, in Fig. 4b, indicated that the posterior was consistent. Note that the Wasserstein distances are large for this problem, reflecting the greater uncertainties that are associated with a 5-dimensional integration problem with only  $n < 10^2$  draws from  $p(dx)$ .

An extension of this framework, not considered here, would use a probabilistic ODE solver in tandem with DPMBQ to model the approximate nature of numerical solution to the ODEs in the reported forecasts [Skilling, 1992, Hennig et al., 2015].

### 3.3 Alternative Models for Unknown Distributions

Alternative approaches to estimation of  $p(dx)$  can be developed and explored in this context. The DPMBQ approach was compared in detail against two (necessarily novel) alternatives, described in Secs. A.4 and A.5 in the supplement. One alternative used a DP rather than a DPM prior for  $p(dx)$ . This leads to more straight-forward computation, but lacks realism as  $p(dx)$  is treated as a discrete distribution. A second alternative used GP regression at the level of the kernel mean, following the recent work of Flaxman et al. [2016]. The main weakness of this approach was that it was difficult to interpret the prior specification at the level of the distribution  $p(dx)$ .

Results were obtained for the same set of experiments that are described in the main text and are presented in the supplement. In brief, these indicated similar estimation performance

to DPMBQ. However, the methodological issues highlighted above detract from the appeal of these alternatives and preclude theoretical guarantees such as those we established for DPMBQ

## 4 Discussion

In the probabilistic approach to integration, the notation  $p(f)$  is viewed as shorthand for an estimation problem [Diaconis, 1988]. The difficulty of this problem depends on our level of prior knowledge (rendering the problem trivial if a closed-form solution is *a priori* known) and, in the general case, on how much information we are prepared to obtain on the objects  $f$  and  $p$  through numerical computation [Hennig et al., 2015]. In particular, we distinguish between three states of prior knowledge that each fall into our framework:

1.  $f$  known,  $p$  unknown
2.  $f$  unknown,  $p$  known
3. both  $f$  and  $p$  unknown.

Case (1) is the subject of Monte Carlo methods [Robert and Casella, 2013] and concerns classical problems in frequentist statistics such as estimating confidence intervals for expectations based on MCMC. Notable other works include Kong et al. [2003], who considered Case (1) from a statistical perspective, placing a distribution over  $p$  and estimating  $p(f)$  with maximum likelihood methods, and Delyon and Portier [2016] who obtained a point estimate  $\hat{p}$  for  $p$  using a kernel smoother and then, in effect, used  $\hat{p}(f)$  as an estimate for the integral. Independent of integral estimation, there is a large literature on density estimation [Wand and Jones, 1994]. As explained in Sec. 2.2.3, our probabilistic approach provides a Bayesian solution to this problem, as a special case of the more general framework.

Case (2) concerns functional analysis. Novak and Woźniakowski [2008, 2010] provided an extensive overview of theoretical results on approximation of unknown functions in an information complexity framework. Such results are foundational for QMC methods [Dick and Pillichshammer, 2010]. A rule of thumb, for both Cases (1) and (2), is that estimation performance improves when additional smoothness can be *a priori* assumed on the value of the unknown object [see Briol et al., 2016, for case (2)].

The main focus of this paper was Case (3). To the best of our knowledge, this problem has not received attention. Yet this problem is central to the Bayesian calibration of computer models, which requires that forecasts  $p(f)$  are produced from an expensive simulator  $f(x)$  on the basis of an intractable posterior distribution  $p(dx)$ . The method that we have proposed for this problem is simple, transparent and direct. As such, it is immediately applicable to approximation of complex integrals, such as those relevant to computer models [Gramacy and Lee, 2009].

This work raises important questions for future theoretical and applied research:

- Case (3) above has not, to our knowledge, received attention in the literature on Bayesian non-parametrics. A mathematical treatment of the interaction of these two distinct non-parametric prior models, and the impact of this interaction on the estimation problem for  $p(f)$ , should be developed.
- These methods should be further developed in the context of multi-dimensional integrals to impose the low-rank phenomenon that is often encountered in applications [Dick et al., 2013].
- There is no reason, in general, to restrict attention to function values obtained at the locations in  $X$ . Indeed, one could first estimate  $p(dx)$ , then select suitable locations  $X'$  from  $\Omega$  at which to evaluate  $f(x)$ . This raises a novel question for QMC research; how ought one to select evaluation points  $X'$  when  $p(dx)$  is not *a priori* known, but can be characterised in an approximate, statistical sense? This is an interesting robustness perspective that is not standard in QMC. One possible approach is based on statistical experimental design; the practitioner seeks a set  $X'$  that minimises an appropriate loss functional at the level of  $p(f)$ . These are questions for future research.

To conclude, we are excited at the prospect of probabilistic numerical methods that engage statisticians in numerical analysis research.

**Acknowledgements** The authors wish to thank Art Owen and Dino Sejdinovic for helpful discussions. FXB was supported by the EPSRC grant [EP/L016710/1]. FXB undertook part of this research at the Alan Turing Institute, on the project “Development of Theory and Algorithms for Monte Carlo Quadrature”. MG was supported by the EPSRC grant [EP/J016934/1, EP/K034154/1], an EPSRC Established Career Fellowship, the EU grant [EU/259348] and a Royal Society Wolfson Research Merit Award.

## References

- F. Bach. On the Equivalence Between Quadrature Rules and Random Features. *arXiv:1502.06800*, 2015.
- A. Berlinet and C. Thomas-Agnan. *Reproducing Kernel Hilbert Spaces in Probability and Statistics*. Springer Science & Business Media, 2011.
- D. Blackwell. Conditional Expectation and Unbiased Sequential Estimation. *The Annals of Mathematical Statistics*, pages 105–110, 1947.
- F.-X. Briol, C. Oates, M. Girolami, M. Osborne, and D. Sejdinovic. Probabilistic Integration: A Role for Statisticians in Numerical Analysis? *arXiv:1512.00933*, 2016.
- P. Craig, M. Goldstein, J. Rougier, and A. Seheult. Bayesian Forecasting for Complex Systems Using Computer Simulators. *Journal of the American Statistical Association*, 96 (454):717–729, 2001.



- B. Delyon and F. Portier. Integral Approximation by Kernel Smoothing. *Bernoulli*, 22(4): 2177–2208, 2016.
- P. Diaconis. Bayesian Numerical Analysis. *Statistical Decision Theory and Related Topics IV*, 1:163–175, 1988.
- P. Diaconis and D. Freedman. On the Consistency of Bayes Estimates. *The Annals of Statistics*, pages 1–26, 1986.
- J. Dick and F. Pillichshammer. *Digital Nets and Sequences: Discrepancy Theory and Quasi-Monte Carlo Integration*. Cambridge University Press, 2010.
- J. Dick, F. Kuo, and I. Sloan. High-Dimensional Integration: The Quasi-Monte Carlo Way. *Acta Numerica*, 22:133–288, 2013.
- M. Escobar and M. West. Bayesian Density Estimation and Inference Using Mixtures. *Journal of the American Statistical Association*, 90(430):577–588, 1995.
- T. Ferguson. A Bayesian Analysis of Some Nonparametric Problems. *The Annals of Statistics*, pages 209–230, 1973.
- T. Ferguson. Bayesian Density Estimation by Mixtures of Normal Distributions. *Recent Advances in Statistics*, 24(1983):287–302, 1983.
- S. Flaxman, D. Sejdinovic, J. Cunningham, and S. Filippi. Bayesian Learning of Kernel Embeddings. In *UAI*, 2016.
- K. Fukumizu, L. Song, and A. Gretton. Kernel Bayes’ Rule: Bayesian Inference With Positive Definite Kernels. *Journal of Machine Learning Research*, 14(1):3753–3783, 2013.
- Z. Ghahramani and C. Rasmussen. Bayesian Monte Carlo. In *NIPS*, 2002.
- S. Ghosal and A. Van Der Vaart. Entropies and Rates of Convergence for Maximum Likelihood and Bayes Estimation for Mixtures of Normal Densities. *Annals of Statistics*, pages 1233–1263, 2001.
- S. Ghosal and A. Van Der Vaart. Convergence Rates of Posterior Distributions for Non-IID Observations. *The Annals of Statistics*, 35(1):192–223, 2007.
- B. Goodwin. Oscillatory Behavior in Enzymatic Control Processes. *Advances in Enzyme Regulation*, 3:425–437, 1965.
- R. Gramacy and H. Lee. Adaptive Design and Analysis of Supercomputer Experiments. *Technometrics*, 51(2):130–145, 2009.
- P. Hennig, M. Osborne, and M. Girolami. Probabilistic Numerics and Uncertainty in Computations. In *Proceedings of the Royal Society A*, volume 471, 2015.

- F. Huszár and D. Duvenaud. Optimally-Weighted Herding is Bayesian Quadrature. In *UAI*, 2012.
- H. Ishwaran and L. James. Gibbs Sampling Methods for Stick-Breaking Priors. *Journal of the American Statistical Association*, 2001.
- H. Ishwaran and M. Zarepour. Exact and Approximate Sum Representations for the Dirichlet Process. *Canadian Journal of Statistics*, 30(2):269–283, 2002.
- M. Kanagawa, B. Sriperumbudur, and K. Fukumizu. Convergence Guarantees for Kernel-Based Quadrature Rules in Misspecified Settings. *arXiv:1605.07254*, 2016.
- A. Kong, P. McCullagh, X.-L. Meng, D. Nicolae, and Z. Tan. A Theory of Statistical Models for Monte Carlo Integration. *Journal of the Royal Statistical Society: Series B*, 65(3): 585–604, 2003.
- M. Lukić and J. Beder. Stochastic Processes With Sample Paths in Reproducing Kernel Hilbert Spaces. *Transactions of the American Mathematical Society*, 353(10):3945–3969, 2001.
- S. Meyn and R. Tweedie. *Markov Chains and Stochastic Stability*. Springer Science & Business Media, 2012.
- R. Neal. Markov Chain Sampling Methods for Dirichlet Process Mixture Models. *Journal of Computational and Graphical Statistics*, 9(2):249–265, 2000.
- E. Novak and H. Woźniakowski. Tractability of Multivariate Problems Volume I: Linear Information. *European Mathematical Society Publishing House, EMS Tracts in Mathematics 6*, 2008.
- E. Novak and H. Woźniakowski. Tractability of Multivariate Problems, Volume II : Standard Information for Functionals. *European Mathematical Society Publishing House, EMS Tracts in Mathematics 12*, 2010.
- C. Oates, T. Papamarkou, and M. Girolami. The Controlled Thermodynamic Integral for Bayesian Model Evidence Evaluation. *Journal of the American Statistical Association*, 2016. To appear.
- C. Oates, M. Girolami, and N. Chopin. Control Functionals for Monte Carlo Integration. *Journal of the Royal Statistical Society, Series B*, 2017. To appear.
- A. O’Hagan. Bayes–Hermite Quadrature. *Journal of Statistical Planning and Inference*, 29 (3):245–260, 1991.
- C. Rasmussen and C. Williams. *Gaussian Processes for Machine Learning*. MIT Press, 2006.
- C. Robert and G. Casella. *Monte Carlo Statistical Methods*. Springer Science & Business Media, 2013.

- J. Sethuraman. A Constructive Definition of Dirichlet Priors. *Statistica Sinica*, pages 639–650, 1994.
- J. Skilling. Bayesian Solution of Ordinary Differential Equations. In *Maximum Entropy and Bayesian Methods*, pages 23–37. Springer, 1992.
- S. Smale and F. Cucker. On the Mathematical Foundations of Learning. *Bulletin of the American Mathematical Society*, 39(1):1–49, 2001.
- A. Smola, A. Gretton, L. Song, and B. Schölkopf. A Hilbert Space Embedding for Distributions. *Algorithmic Learning Theory, Lecture Notes in Computer Science*, 4754:13–31, 2007.
- B. Sriperumbudur, K. Fukumizu, and G. Lanckriet. Universality, Characteristic Kernels and RKHS Embedding of Measures. *The Journal of Machine Learning Research*, 12:2389–2410, 2011.
- R. Von Mises. *Mathematical Theory of Probability and Statistics*. Academic, London, 1974.
- M. Wand and M. Jones. *Kernel Smoothing*. CRC Press, 1994.

# A Supplemental Text

This supplement contains proofs, additional derivations and experimental results that complement the material in the main text. The document is structured as follows: Sec. A.1 presents a proof for the theorem in the main text. Sec. A.2 derives conditional distributions that are required for implementation of a Gibbs sampler to target  $[\phi_{1:n} | X, \theta]$ . Sec. A.3 explains how multi-dimensional integrals can be decomposed into one-dimensional integrals via tensor structures. Secs. A.4 and A.5 present two (novel) alternatives to the DPMBQ model considered in the main text. Sec. A.6 compares these two alternatives through simulation, following the same experimental test bed considered in the main text. A short discussion closes in Sec. A.7.

## A.1 Proof of Theorem

*Proof.* Denote with  $p_0$  the true distribution that gives rise to the observations in  $X$ . Consider inference for  $p_0$  under the DPM model for  $X$ . Let  $\mu_0(x) = p_0(k(\cdot, x)) \in \mathcal{H}$  denote the exact kernel mean. Let  $\|\cdot\|_{\mathcal{H}}$  and  $\langle \cdot, \cdot \rangle_{\mathcal{H}}$  denote the norm and inner product associated with  $\mathcal{H}$ . An important bound is derived from Cauchy-Schwarz:

$$\left| p_0(f_0) - \sum_{i=1}^n w_i f_0(x_i) \right| \leq \|f_0\|_{\mathcal{H}} \left\| \mu_0 - \sum_{i=1}^n w_i k(\cdot, x_i) \right\|_{\mathcal{H}}$$

This motivates us to study approximation of the kernel mean  $\mu_0$  in a Hilbert space context. Let  $\mu(x) = p(k(\cdot, x)) \in \mathcal{H}$  be the generic unknown kernel mean in the case where  $p$  is an uncertain distribution. Denote the Hellinger distance  $d_{\text{Hell}}(p_0, p)$  and recall that, for two densities  $p_0, p$ , we have  $\|p_0 - p\|_1 \leq 2d_{\text{Hell}}(p_0, p)$ . The reproducing property in  $\mathcal{H}$  can be used to bound kernel mean approximation error:

$$\begin{aligned} \|\mu_0 - \mu\|_{\mathcal{H}}^2 &= \langle \mu_0 - \mu, \mu_0 - \mu \rangle_{\mathcal{H}} \\ &= \left\langle \int k(\cdot, x)(p_0(x) - p(x))dx, \int k(\cdot, x')(p_0(x') - p(x'))dx' \right\rangle_{\mathcal{H}} \\ &= \int \int \langle k(\cdot, x), k(\cdot, x') \rangle_{\mathcal{H}} (p_0(x) - p(x))(p_0(x') - p(x')) dx dx' \\ &\leq \sup_{x, x' \in \Omega} |k(x, x')| \times \|p_0 - p\|_1^2 \leq 4 \sup_{x, x' \in \Omega} |k(x, x')| \times d_{\text{Hell}}(p_0, p)^2. \end{aligned}$$

The DPM model provides a posterior distribution over  $p(dx)$ ; in turn this implies a posterior distribution over the kernel mean  $\mu(x)$ . Under assumptions (A2-6) of the theorem, Ghosal and Van Der Vaart [2001, Thm. 6.2] established that the DP location-scale mixture model satisfies  $d_{\text{Hell}}(p_0, p) = O_{\mathcal{P}}(n^{-1/2+\epsilon})$ . Here  $\epsilon > 0$  denotes a generic positive constant that can be arbitrarily small (used to hide logarithmic factors). Thus, in the posterior,  $\|\mu_0 - \mu\|_{\mathcal{H}}^2 = O_{\mathcal{P}}(n^{-1+\epsilon})$ .

Let  $\mu_{0,n}(\cdot) = \mu_0(X)k(X, X)^{-1}k(X, \cdot) \in \mathcal{H}$  denote an empirical estimate for the kernel mean, based on both the true kernel mean  $\mu_0$  and on the data in  $X$  (in fact,  $\mu_{0,n}$  is the BQ

estimate based on  $\mu_0$ ). The idealised BQ posterior, where  $p(dx)$  is known, takes the form

$$[p(f) \mid p_0, X, f_0(X)] = \mathcal{N}(\langle f_0, \mu_{0,n} \rangle_{\mathcal{H}}, \|\mu_0 - \mu_{0,n}\|_{\mathcal{H}}^2),$$

as shown in Briol et al. [2016]. Let  $\mu_n(\cdot) = \mu(X)k(X, X)^{-1}k(X, \cdot) \in \mathcal{H}$  denote a generic empirical estimate for the kernel mean based on  $X$ . For the DPMBQ posterior, where  $p(dx)$  is unknown, we have the conditional distribution

$$[p(f) \mid p, X, f_0(X)] = \mathcal{N}(\langle f_0, \mu_n \rangle_{\mathcal{H}}, \|\mu - \mu_n\|_{\mathcal{H}}^2).$$

Then, it is claimed that:

$$\|\mu_0 - \mu_n\|_{\mathcal{H}}^2 \leq \|\mu_0 - \mu_{0,n}\|_{\mathcal{H}}^2 + n^{1/2}\|\mu_0 - \mu\|_{\mathcal{H}}^2. \quad (10)$$

Here we have decomposed the estimation error  $\mu_0 - \mu_n$  into a term  $\mu_0 - \mu_{0,n}$ , that represents the error of the idealised BQ method, and a term  $\mu_0 - \mu$  that captures the fact that the true mean element  $\mu_0$  is unknown.

To prove the claim, we follow Lemma 2 in Briol et al. [2016]: Write  $\epsilon(X) = \mu(X) - \mu_0(X)$  and deduce that

$$\begin{aligned} \|\mu_0 - \mu_n\|_{\mathcal{H}}^2 &= \left\| \int k(x, \cdot) p_0(dx) - \mu(X)^\top k(X, X)^{-1} k(X, \cdot) \right\|_{\mathcal{H}}^2 \\ &= p_0 \otimes p_0(k) - 2\mu(X)^\top k(X, X)^{-1} \mu_0(X) + \mu(X)^\top k(X, X)^{-1} \mu(X) \\ &= p_0 \otimes p_0(k) - 2(\epsilon(X) + \mu_0(X))^\top k(X, X)^{-1} \mu_0(X) \\ &\quad + (\epsilon(X) + \mu_0(X))^\top k(X, X)^{-1} (\epsilon(X) + \mu_0(X)) \\ &= p_0 \otimes p_0(k) - 2\mu_0(X)^\top k(X, X)^{-1} \mu_0(X) + \mu_0(X)^\top k(X, X)^{-1} \mu_0(X) \\ &\quad + \epsilon(X)^\top k(X, X)^{-1} \epsilon(X) \\ &= \|\mu_0 - \mu_{0,n}\|_{\mathcal{H}}^2 + \epsilon(X)^\top k(X, X)^{-1} \epsilon(X). \end{aligned} \quad (11)$$

Let  $\mathcal{H} \otimes \mathcal{H}$  denote the tensor product of Hilbert spaces [Berlinet and Thomas-Agnan, 2011, Sec. 1.4.6]. Then the second term in Eqn. 11 is non-negative and can be bounded using the reproducing properties of both  $\mathcal{H}$  and  $\mathcal{H} \otimes \mathcal{H}$ :

$$\begin{aligned} \epsilon(X)^\top k(X, X)^{-1} \epsilon(X) &= \sum_{i=1}^n \sum_{i'=1}^n [k(X, X)^{-1}]_{i,i'} \langle \mu - \mu_0, k(\cdot, x_i) \rangle_{\mathcal{H}} \langle \mu - \mu_0, k(\cdot, x_{i'}) \rangle_{\mathcal{H}} \\ &= \left\langle (\mu - \mu_0) \otimes (\mu - \mu_0), \sum_{i=1}^n \sum_{i'=1}^n [k(X, X)^{-1}]_{i,i'} k(\cdot, x_i) \otimes k(\cdot, x_{i'}) \right\rangle_{\mathcal{H} \otimes \mathcal{H}} \\ &\leq \|\mu_0 - \mu\|_{\mathcal{H}}^2 \left\| \sum_{i=1}^n \sum_{i'=1}^n [k(X, X)^{-1}]_{i,i'} k(\cdot, x_i) \otimes k(\cdot, x_{i'}) \right\|_{\mathcal{H} \otimes \mathcal{H}}, \end{aligned}$$

where the final inequality is Cauchy-Schwarz. The latter factor evaluates to  $n^{1/2}$ , again using the reproducing property for  $\mathcal{H} \otimes \mathcal{H}$ :

$$\begin{aligned}
& \left\| \sum_{i=1}^n \sum_{i'=1}^n [k(X, X)^{-1}]_{i,i'} k(\cdot, x_i) \otimes k(\cdot, x_{i'}) \right\|_{\mathcal{H} \otimes \mathcal{H}}^2 \\
&= \sum_{i,i',j,j'} [k(X, X)^{-1}]_{i,i'} [k(X, X)^{-1}]_{j,j'} \langle k(\cdot, x_i) \otimes k(\cdot, x_{i'}), k(\cdot, x_j) \otimes k(\cdot, x_{j'}) \rangle_{\mathcal{H} \otimes \mathcal{H}} \\
&= \sum_{i,i',j,j'} [k(X, X)^{-1}]_{i,i'} [k(X, X)^{-1}]_{j,j'} [k(X, X)]_{i,j} [k(X, X)]_{i',j'} \\
&= \text{tr}[k(X, X)k(X, X)^{-1}k(X, X)k(X, X)^{-1}] = n.
\end{aligned}$$

This establishes that the claim holds.

From Lemmas 1 and 3 in Briol et al. [2016], we have that the idealised BQ estimate based on the bounded kernel  $k$  satisfies  $\|\mu_0 - \mu_{0,n}\|_{\mathcal{H}} = O_{\mathcal{P}}(n^{-1/2})$ . Indeed,  $\|\mu_0 - \mu_{0,n}\|_{\mathcal{H}} \leq \|\mu_0 - \hat{\mu}_{0,n}\|_{\mathcal{H}}$ , where

$$\hat{\mu}_{0,n} = \frac{1}{n} \sum_{i=1}^n k(\cdot, x_i)$$

is the Monte Carlo estimate for the kernel mean (Lemma 3; BQ weights are optimal for integration in  $\mathcal{H}$ ). The norm  $\|\mu_0 - \hat{\mu}_{0,n}\|_{\mathcal{H}}$  vanishes as  $O_{\mathcal{P}}(n^{-1/2})$  (Lemma 1; this makes use of  $k$  bounded).

Combining the above results in Eqn. 10, we obtain

$$\|\mu_0 - \mu_n\|_{\mathcal{H}}^2 = O_{\mathcal{P}}(n^{-1}) + n^{1/2} \times O_{\mathcal{P}}(n^{-1+\epsilon}) = O_{\mathcal{P}}(n^{-1/2+\epsilon}).$$

To finish, recall that for DPMBQ we have the random variable representation

$$p(f) = \langle f_0, \mu_n \rangle_{\mathcal{H}} + \|\mu - \mu_n\|_{\mathcal{H}} \xi,$$

where  $\xi \sim N(0, 1)$  is independent of  $X$ . Thus, from the triangle inequality followed by Cauchy-Schwarz:

$$\begin{aligned}
|p_0(f_0) - p(f)| &= |\langle f_0, \mu_0 \rangle_{\mathcal{H}} - \langle f_0, \mu_n \rangle_{\mathcal{H}} - \|\mu - \mu_n\|_{\mathcal{H}} \xi| \\
&\leq |\langle f_0, \mu_0 - \mu_n \rangle_{\mathcal{H}}| + \|\mu - \mu_n\|_{\mathcal{H}} |\xi| \\
&\leq |\langle f_0, \mu_0 - \mu_n \rangle_{\mathcal{H}}| + [\|\mu - \mu_0\|_{\mathcal{H}} + \|\mu_0 - \mu_n\|_{\mathcal{H}}] |\xi| \\
&\leq \|f_0\|_{\mathcal{H}} \|\mu_0 - \mu_n\|_{\mathcal{H}} + O_{\mathcal{P}}(n^{-1/2+\epsilon}) + O_{\mathcal{P}}(n^{-1/4+\epsilon}) \\
&= O_{\mathcal{P}}(n^{-1/4+\epsilon}).
\end{aligned}$$

Denote the DPMBQ posterior distribution with  $\mathbb{P}_n = [p(f) | X, f(X)]$ . Then for  $\delta > 0$  fixed, the posterior mass  $\mathbb{P}_n[(\infty, p_0(f_0) - \delta) \cup (p_0(f_0) + \delta, \infty)] = O_{\mathcal{P}}(n^{-1/4})$ . This completes the proof.  $\square$

These results can be extended to the broader context of non-independent  $x_i$  by leveraging the generalisation of Ghosal and Van Der Vaart [2001] that was presented in Ghosal and Van Der Vaart [2007], but this was outside the scope of the current paper.

## A.2 Gibbs Sampler

This section derives the conditional distributions that are needed for an efficient Gibbs sampler that targets  $[\phi | X, \theta]$ . The main result is presented in the proposition below:

**Proposition.** *Consider the multivariate Gaussian model  $\psi(dx; \phi) = N(dx | \phi_1, \text{diag}(\phi_2))$ , with mean vector  $\phi_1 \in \mathbb{R}^d$  and marginal variance vector  $\phi_2 \in \mathbb{R}^d$ . Consider the base distribution  $P_b(d\phi)$  composed of independent normal inverse-gamma  $NIG(\phi_{1,k}, \phi_{2,k} | \mu_0, \lambda_0, \alpha_0, \beta_0)$  components with  $\mu_0 \in \mathbb{R}$ ,  $\lambda_0, \alpha_0, \beta_0 \in (0, \infty)$  for  $k = 1, \dots, d$ . Denote  $\phi_i = (\phi_{i,1}, \phi_{i,2})$  and  $\phi_{(-i)} = (\phi_1, \dots, \phi_{i-1}, \phi_{i+1}, \dots, \phi_n)$ . For this conjugate choice, we have the closed-form posterior conditional*

$$[\phi_i | \phi_{(-i)}, X, \theta] = \omega_0 Q_i + \sum_{j \neq i} \omega_j \delta_{\phi_j}$$

where  $Q_i$  is composed of independent  $NIG(\phi_{i,1,k}, \phi_{i,2,k} | \mu_{i,k}, \lambda_{i,k}, \alpha_{i,k}, \beta_{i,k})$  components and

$$\begin{aligned} (\omega_0, \omega_j) &\propto \left( \alpha \prod_{k=1}^d \frac{1}{2\pi^{1/2}} \frac{\lambda_0^{1/2}}{\lambda_{i,k}^{1/2}} \frac{\beta_0^{\alpha_0}}{\beta_{i,k}^{\alpha_{i,k}}} \frac{\Gamma(\alpha_{i,k})}{\Gamma(\alpha_0)}, N(x_i | \phi_{j,1}, \text{diag}(\phi_{j,2})) \right) \\ \mu_{i,k} &= \frac{\lambda_0 \mu_0 + x_{i,k}}{\lambda_0 + 1} \\ \lambda_{i,k} &= \lambda_0 + 1 \\ \alpha_{i,k} &= \alpha_0 + \frac{1}{2} \\ \beta_{i,k} &= \beta_0 + \frac{1}{2} (\lambda_0 \mu_0^2 + x_{i,k}^2 - \lambda_{i,k} \mu_{i,k}^2). \end{aligned}$$

*Proof.* From Theorem 1 of Ferguson [1973], also known as ‘‘Bayes’ theorem for DPs’’, we have that the prior  $P \sim \text{DP}(\alpha, P_b)$  and the likelihood  $\phi_i \sim P$  (independent) lead to a posterior

$$P | \phi_{(-i)} \sim \text{DP} \left( \alpha + n - 1, \frac{\alpha}{\alpha + n - 1} P_b + \frac{1}{\alpha + n - 1} \sum_{j \neq i} \delta_{\phi_j} \right).$$

It follows that, for a measurable set  $A$ ,

$$\begin{aligned} \text{Prob}[\phi_i \in A | \phi_{(-i)}] &= \mathbb{E}[P(A) | \phi_{(-i)}] \\ &= \frac{1}{\alpha + n - 1} \left( \alpha P_b(A) + \sum_{j \neq i} \delta_{\phi_j}(A) \right). \end{aligned}$$

From (standard) Bayes’ theorem,

$$\begin{aligned} [\phi_i | \phi_{(-i)}] &= \frac{[X | \phi_{1:n}] [\phi_i | \phi_{(-i)}]}{[X | \phi_{(-i)}]} \\ &\propto [X | \phi_{1:n}] [\phi_i | \phi_{(-i)}] \propto [x_i | \phi_i] [\phi_i | \phi_{(-i)}] \end{aligned}$$

and combining the two above results, in the case of a Gaussian model  $\psi(dx_i; \phi_i)$  with mean vector  $\phi_{i,1}$  and marginal variance vector  $\phi_{i,2}$ , leads to

$$\begin{aligned} [\phi_i \mid \phi_{(-i)}] &\propto \text{N}(x_i \mid \phi_{i,1}, \text{diag}(\phi_{i,2})) \left( \alpha P_b(\phi_i) + \sum_{j \neq i} \delta_{\phi_j}(\phi_i) \right) \\ &= \alpha \text{N}(x_i \mid \phi_{i,1}, \text{diag}(\phi_{i,2})) P_b(\phi_i) + \sum_{j \neq i} \text{N}(x_i \mid \phi_{j,1}, \text{diag}(\phi_{j,2})) \delta_{\phi_j}(\phi_i), \end{aligned}$$

where  $\phi_i = (\phi_{i,1}, \phi_{i,2})$  with  $\phi_{i,1} \in \mathbb{R}^d$  and  $\phi_{i,2} \in (0, \infty)^d$ .

For closed-form expressions,  $P_b$  must be taken conjugate to the Gaussian model:

$$\begin{aligned} P_b(\phi_i) &= \prod_{k=1}^d \text{NIG}(\phi_{i,1,k}, \phi_{i,2,k} \mid \mu_0, \lambda_0, \alpha_0, \beta_0) \\ &= \prod_{k=1}^d \text{N}(\phi_{i,1,k} \mid \mu_0, \lambda_0^{-1} \phi_{i,2,k}) \text{IG}(\phi_{i,2,k} \mid \alpha_0, \beta_0), \end{aligned}$$

in the obvious notation  $\phi_{i,j} = (\phi_{i,j,1}, \dots, \phi_{i,j,d})$ . Thus

$$\begin{aligned} \text{N}(x_i \mid \phi_{i,1}, \text{diag}(\phi_{i,2})) P_b(\phi_i) &= \text{N}(x_i \mid \phi_{i,1}, \text{diag}(\phi_{i,2})) \prod_{k=1}^d \text{NIG}(\phi_{i,1,k}, \phi_{i,2,k} \mid \mu_0, \lambda_0, \alpha_0, \beta_0) \\ &= \omega_0 \times \prod_{k=1}^d \text{NIG}(\phi_{i,1,k}, \phi_{i,2,k} \mid \mu_{i,k}, \lambda_{i,k}, \alpha_{i,k}, \beta_{i,k}), \end{aligned}$$

where

$$\begin{aligned} \omega_0 &= \prod_{k=1}^d \frac{1}{2\pi^{1/2}} \frac{\lambda_0^{1/2}}{\lambda_{i,k}^{1/2}} \frac{\beta_0^{\alpha_0}}{\beta_{i,k}^{\alpha_{i,k}}} \frac{\Gamma(\alpha_{i,k})}{\Gamma(\alpha_0)} \\ \mu_{i,k} &= \frac{\lambda_0 \mu_0 + x_{i,k}}{\lambda_0 + 1} \\ \lambda_{i,k} &= \lambda_0 + 1 \\ \alpha_{i,k} &= \alpha_0 + \frac{1}{2} \\ \beta_{i,k} &= \beta_0 + \frac{1}{2} (\lambda_0 \mu_0^2 + x_{i,k}^2 - \lambda_{i,k} \mu_{i,k}^2). \end{aligned}$$

This completes the proof. □

In practice, the Gibbs sampler was initialised at  $\phi_{i,1,k} = x_{i,k}$  and  $\phi_{i,2,k} = 1$  and run until a convergence criteria was satisfied. In this way we produced samples from  $[\phi_{1:n} \mid X, \theta]$  for the direct sampling scheme outlined in the main text.



### A.3 Tensor Structure for Multi-Dimensional Integrals

This section describes how multi-dimensional integration problems on a tensor-structured domain  $\Omega = \Omega_1 \otimes \dots \otimes \Omega_d$  can be decomposed into a tensor product of univariate integration problems. This construction was used to produce the results in Sec. 3.2 of the main text, reducing the 5-dimensional integral to a tensor product of one-dimensional integrals.

Assume a tensor product kernel

$$k(x, x') = k_1(x_1, x'_1) \times \dots \times k_d(x_d, x'_d)$$

on  $\Omega \times \Omega$ , together with a product model

$$\psi(\mathrm{d}x; \phi) = \psi_1(\mathrm{d}x_1; \phi_1) \times \dots \times \psi_d(\mathrm{d}x_d; \phi_d).$$

Then a generic draw from  $[p \mid \phi_{1:n}]$  has the form

$$p(\mathrm{d}x) = \sum_{j=1}^{\infty} w_j \psi_1(\mathrm{d}x_1; \varphi_{j,1}) \times \dots \times \psi_d(\mathrm{d}x_d; \varphi_{j,d}),$$

where  $\varphi_j \sim P$  are independent with  $\varphi_j = (\varphi_{j,1}, \dots, \varphi_{j,d})$ , and the corresponding kernel mean is

$$\mu(x) = \sum_{j=1}^{\infty} w_j \prod_{i=1}^d \left( \int_{\Omega_i} k_i(x_i, x'_i) \psi_i(x'_i; \varphi_{j,i}) \mathrm{d}x'_i \right).$$

The initial error  $p \otimes p(k)$  is derived as

$$p \otimes p(k) = \sum_{j=1}^{\infty} \sum_{j'=1}^{\infty} w_j w_{j'} \prod_{i=1}^d \left( \int_{\Omega_i} k_i(x_i, x'_i) \psi_i(x_i; \varphi_{j,i}) \psi_i(x'_i; \varphi_{j',i}) \mathrm{d}x_i \mathrm{d}x'_i \right).$$

For an efficient Gibbs sampler, as in Sec. A.2, the prior model on the mixing distribution  $P(\mathrm{d}\phi)$  can be taken as a tensor product of DP( $\alpha, P_{b,i}$ ) priors where  $P_{b,i}(\mathrm{d}x_i)$  is a base distribution on  $\Omega_i$ . The experiments of Sec. 3.2 were performed as explained above, where the individual components  $k_i$ ,  $\psi_i$  and  $P_{b,i}$  were taken to be the same as used for the simulation examples in Sec. 3.1.

### A.4 Alternative #1: Simple Dirichlet Prior

In this section we present the first (novel) alternative to the DPMBQ model in the main text.

**A Dirichlet Process Prior Model** A simple approach is to endow  $p(\mathrm{d}x)$  with a DP prior

$$p \sim \text{DP}(\alpha, p_0)$$

where  $\alpha > 0$  is a concentration parameter and  $p_0(dx)$  is a base distribution over  $\Omega$ . Unlike the DPM prior used in the main text, this treats  $p(dx)$  as *a priori* a discrete distribution. Under the assumption that each  $x_i \sim p$  is independent, standard conjugate results for DPs lead to the conditional

$$p \mid X \sim \text{DP}\left(\alpha + n, \frac{\alpha}{\alpha + n}p_0 + \frac{1}{\alpha + n} \sum_{i=1}^n \delta_{x_i}\right)$$

where  $\delta_{x_i}(dx)$  is an atomic distribution centred at the location  $x_i$  of the  $i$ th sample in  $X$ .

The *stick breaking* characterisation can again be used to draw samples from the posterior DP [Sethuraman, 1994]. A generic sample takes the form

$$p(dx) = \sum_{j=1}^{\infty} w_j \delta_{z_j}(dx) \tag{12}$$

where

$$z_j \sim \frac{\alpha}{\alpha + n}p_0 + \frac{1}{\alpha + n} \sum_{i=1}^n \delta_{x_i}$$

are independent draws and

$$w_j = \beta_j \prod_{j'=1}^{j-1} (1 - \beta_{j'})$$

where  $\beta_{j'} \sim \text{Beta}(1, \alpha)$  are independent. In practice the sum in Eqn. 5 was truncated at a large finite number of terms,  $N$  [Ishwaran and Zarepour, 2002].

For a realisation  $p(dx)$  from Eqn. 5, observe that both the kernel mean  $\mu(X)$  and the initial error  $p \otimes p(k)$  are available in an explicit form:

$$\begin{aligned} \mu(x_i) &= \sum_{j=1}^{\infty} w_j k(x_i, z_j) \\ p \otimes p(k) &= \sum_{j=1}^{\infty} \sum_{j'=1}^{\infty} w_j w_{j'} k(z_j, z_{j'}). \end{aligned}$$

These formulae are simpler than those for the DPMBQ model in the main text, at the cost of the assumption that  $p(dx)$  is *a priori* a discrete distribution.

**The Proposed Model** Consider now the general case where  $\theta$  includes hyper-parameters that (a) define the GP prior mean and covariance function, denoted  $m_\theta$  and  $k_\theta$  below, and (b) define the DP prior, such as  $\alpha$  and hyper-parameters that are involved in  $p_0$ , the base distribution. It is assumed that  $\theta \in \Theta$  for some specified set  $\Theta$ . The marginal posterior distribution for  $p(f)$ , in the proposed model, decomposes as

$$[p(f) \mid X, f(X)] = \int \int [p(f) \mid X, f(X), p, \theta] [p \mid X, \theta] [\theta] dp d\theta.$$

The distribution  $[p(f) \mid X, f(X)]$  does not admit a closed-form expression. However, it is again trivial to sample from without recourse to  $f(x)$  or  $p(dx)$ . A straight-forward approach to sampling from  $[p(f) \mid X, f(X)]$  is again possible; details are provided below.

**Direct Computation** The conditional Gaussian nature of the model admits the construction of direct sampler. In this paper we used the following scheme:

1. draw  $\theta$  from the hyper-prior  $[\theta]$
2. draw  $p$  from  $[p \mid X, \theta]$  (via stick breaking)
3. draw  $p(f)$  from  $[p(f) \mid X, f(X), p, \theta]$  (via BQ)

This direct scheme admits several improvements: e.g. (a) stratified or QMC sampling of  $\theta$  in step (1); (b) Rao-Blackwellisation of the additional randomisation in  $p(f)$ , to collapse steps (2) and (3) [Blackwell, 1947]. In experiments, the direct scheme outlined here was more than adequate to obtain accurate Monte Carlo approximations to  $[p(f) \mid X, f(X)]$ . Thus we implemented this direct sampler and leave the above extensions as possible future work.

This alternative model was explored using the experimental test-bed described in the main text. Results are presented in Sec. A.6.

## A.5 Alternative #2: Regression on the Kernel Mean

This section presents the second (novel) alternative to the DPMBQ model in the main text. Our motivation here is the recent work of Flaxman et al. [2016]; this requires us to recall some properties of the kernel mean:

**Properties of the Kernel Mean** The kernel mean  $\mu$  is central to our development below and we recall some basis properties here: First,  $p(\mu) = p \otimes p(k)$ , as can be seen from the definitions of both of these quantities. Second, a covariance functions  $k$  is called *characteristic* when the kernel mean map  $p \mapsto \mu$  is an injective mapping from (Borel) distributions into  $\mathcal{H}$  [Sriperumbudur et al., 2011]. All kernels used in this paper are characteristic; this enable us to reason about  $p(dx)$  via its kernel mean embedding in  $\mathcal{H}$ . Third, we have  $p(f) = \langle f, \mu \rangle_{\mathcal{H}}$  for all elements  $f \in \mathcal{H}$  [Smola et al., 2007].

**Estimation of an Unknown Kernel Mean** In this section we recall the estimation approach of Flaxman et al. [2016]. Consider the empirical estimator

$$\mu_n(x) = \frac{1}{n} \sum_{i=1}^n k(x, x_i).$$

For the case where  $x_i$  are independent draws from  $p(dx)$ , we have for each  $x \in \Omega$  that

$$\sqrt{n}(\mu_n(x) - \mu(x)) \xrightarrow{d} \text{N}(0, p((k(\cdot, x) - p(k(\cdot, x)))^2))$$

as  $n \rightarrow \infty$ , with similar central limit theorems (CLTs) holding for non-independent draws arising from a Markov chain [Meyn and Tweedie, 2012].

Motivated by this CLT, the proposal of Flaxman et al. [2016] constructs a likelihood as a product of independent terms

$$\mu_n(x_i) \mid \sigma \sim N(\mu(x_i), \sigma^2/n) \quad (13)$$

where, for computational convenience,  $\sigma \in (0, \infty)$  is taken independent of  $x$  (homoeostatic variance). Eqn. 13 is discussed further below, but for now we observe that, in this framework, one can perform inference for the unknown values  $\mu(x_i)$  of the kernel mean that are required for BQ. Indeed, the conjugate prior

$$\mu \sim \text{GP}(0, r(x, x')),$$

where  $r : \Omega \times \Omega \rightarrow \mathbb{R}$  is a covariance function to be specified, leads to a posterior whose finite dimensional distributions have the closed-form

$$\begin{aligned} \mu(X) \mid \mu_n(X), \sigma &\sim N(r(X, X)(r(X, X) + (\sigma^2/n)I_n)^{-1}\mu_n(X), \\ &r(X, X) - r(X, X)(r(X, X) + (\sigma^2/n)I_n)^{-1}r(X, X)), \end{aligned}$$

where  $\mu_n(X)$  is the  $n \times 1$  vector with  $i$ th entry  $\mu_n(x_i)$  and  $r(X, X)$  is the  $n \times n$  matrix with  $(i, j)$ th entry  $r(x_i, x_j)$ .

A natural choice for the covariance function  $r$  would appear to be  $k$ , since the kernel mean  $\mu$  is guaranteed to be an element of the associated reproducing kernel Hilbert space  $\mathcal{H}$  [Smola et al., 2007]. However, this choice is inefficient from an estimation perspective, as the GP prior measure  $\text{GP}(0, k)$  assigns zero mass to the set  $\mathcal{H}$ . A more efficient choice, that Flaxman et al. [2016] adopted and that we also follow in this paper, is the integral-type kernel

$$r(x, x') = \int k(x, y)k(y, x')\nu(dx)$$

where  $\nu$  can be any finite measure on  $\Omega$ . This choice ensures that the support of the GP prior measure  $\text{GP}(0, r)$  is  $\mathcal{H}$  itself, rather than a larger set [see Lukić and Beder, 2001, for details].

The two main assumptions made by Flaxman et al. [2016] in Eqn. 13 are (i) independence of the  $\mu_n(x_i)$  ‘observation’ terms, and (ii) the homoscedastic likelihood, that renders  $\sigma$  independent of  $x$ . Each assumption is made for computational convenience but neither is essential for the framework that we consider in this supplement. The non-independent and heteroscedastic extensions are left for future work.

In addition, a Bayesian consideration is whether  $\text{GP}(0, r)$  represents a plausible prior covariance model for the unknown  $\mu$ . For non-negative  $k$ , it is clear that  $\mu$  is non-negative for all  $x \in \Omega$ ; this information is, however, not encoded into  $\text{GP}(0, r)$ , which permits  $\mu$  to take negative values. This same issue is encountered in several other procedures that are based on kernel means, such as *kernel Bayes’ rule* [Fukumizu et al., 2013]. For  $\Omega = \mathbb{R}$ , it must be the case that  $\mu(x) \rightarrow 0$  as  $|x| \rightarrow \infty$ ; this information is encoded in  $\text{GP}(0, r)$  when  $\nu$  is a finite measure on  $\Omega$ . From this perspective  $\text{GP}(0, r)$  captures partial prior information on the unknown kernel mean.

**An Integral Operator** Note at this point that BQ does not just require the kernel mean  $\mu(X)$  at locations  $X$ , but also its integral  $p(\mu)$ . Above we have described an estimation method for  $\mu(X)$ ; below we extend that approach to facilitate simultaneous estimation of  $\mu(X)$  and  $p(\mu)$ . To be precise, this section aims to simulate from the conditional joint distribution of  $\mu(X)$ ,  $p(\mu)$ , given  $\mu_n(X)$ ,  $\sigma$ .

To facilitate sampling we first construct an important integral operator: Let  $\rho(dx)$  be a fixed finite measure on  $\Omega$  and write  $L_2(d\rho)$  for the set of generalised functions  $f : \Omega \rightarrow \mathbb{R}$  such that  $\int f(x)^2 \rho(dx) < \infty$ . Consider the integral operator

$$\begin{aligned} \Sigma &: L_2(d\rho) \rightarrow L_2(d\rho) \\ f(\cdot) &\mapsto \int f(x)k(\cdot, x)\rho(dx). \end{aligned}$$

Assume that  $\int k(x, x)\rho(dx)$  is finite and that  $\mathcal{H}$  is dense in  $L_2(d\rho)$ . Then  $\Sigma$  self-adjoint, positive semi-definite, trace-class and the unique positive self-adjoint square root  $\Sigma^{1/2}$  of  $\Sigma$  is an isometric isomorphism from  $L_2(d\rho)$  to  $\mathcal{H}$  [Smale and Cucker, 2001]. It follows that

$$\begin{aligned} p(\mu) &= \langle \mu, \mu \rangle_{\mathcal{H}} \\ &= \|\mu\|_{\mathcal{H}}^2 = \|\Sigma^{-1/2}\mu\|_{L_2(d\rho)}^2. \end{aligned} \tag{14}$$

This suggests the following computational approach to joint estimation of  $\mu(X)$  and  $p(\mu)$ , that extends the method outlined above: Draw a large sample  $X^* = (x_1^*, \dots, x_N^*)$  from  $\rho(dx)$ . (Note that  $\rho(dx)$  need not be the intractable distribution  $p(dx)$ .) Then, draw an  $(n + N)$ -dimensional Gaussian vector  $\mu(X \cup X^*)$  from

$$\begin{aligned} \mu(X \cup X^*) \mid \mu_n(X), \sigma &\sim N(r(X \cup X^*, X)(r(X, X) + (\sigma^2/n)I_n)^{-1}\mu_n(X), \\ &\quad r(X \cup X^*, X \cup X^*) \\ &\quad -r(X \cup X^*, X)(r(X, X) + (\sigma^2/n)I_n)^{-1}r(X, X \cup X^*)). \end{aligned}$$

Our intention is to use  $\mu(X \cup X^*)$  as a resolved (discrete) approximation to a (continuous) functional draw  $\mu$  from the distribution  $[\mu \mid \mu_n, \sigma]$ . Indeed, the  $n$ -dimensional component  $\mu(X)$  of  $\mu(X \cup X^*)$  represents an exact draw from the finite dimensional conditional distribution  $[\mu(X) \mid \mu_n(X), \sigma]$ . The other  $N$ -dimensional component  $\mu(X^*)$  satisfies

$$p(\mu) \approx \|k(X^*, X^*)^{-1/2}\mu(X^*)\|_2^2,$$

an empirical approximation based on Eqn. 14. Here  $k(X^*, X^*)^{1/2}$  is a lower triangular matrix obtained from  $k(X^*, X^*)$  by Cholesky factorisation. The right hand side converges to  $p(\mu)$  as  $N \rightarrow \infty$ . (Note that, since  $r$  dominates  $k$  in the nuclear sense of Lukić and Beder [2001], the norm  $\|\mu\|_{\mathcal{H}}$  has finite expectation with probability one when  $\mu$  is drawn from  $[\mu \mid \mu_n, \sigma]$ ; this justifies the above Monte Carlo approximation scheme.) In particular, the approximation does not depend (in the limit) on the choice of  $\rho(dx)$ . In practice, numerical stabilisation is required to facilitate the matrix inversions above, as is standard in kernel quadrature methods [Bach, 2015].

To summarise, we have obtained a method for sampling from the conditional joint distribution  $[\mu(X), p(\mu) \mid \mu_n(X), \sigma]$ . For large  $N$ , the approximation error introduced here will be negligible with respect to the numerical integration error that is being modelled and can be neglected as second order.

**The Proposed Model** To present our second alternative to the DPM prior model in the main text, we again consider the general case where, this time,  $\theta$  includes both  $\sigma$  and hyper-parameters that define the GP prior covariance functions  $k_\theta$  and  $r_\theta$ . It is again assumed that  $\theta \in \Theta$  for some specified set  $\Theta$ . The marginal posterior distribution for  $p(f)$ , in the proposed model, decomposes as

$$[p(f) \mid X, f(X)] = \int \int \int [p(f) \mid X, f(X), \mu(X), p(\mu), \theta] [\mu(X), p(\mu) \mid \mu_n(X), \theta] [\theta] d\mu(X) dp(\mu) d\theta,$$

where the first term in the integral on the right hand side is BQ, the second was defined above, and the remaining term represents a hyper-prior distribution over the hyper-parameters  $\theta \in \Theta$ . To be clear,  $d\mu(X)$  denotes integration with respect to the  $n$ -dimensional variable  $\mu(X)$  (i.e.  $\mu$  is not a reference measure for integration with respect to  $X$ ).

The first moment of the conditional distribution  $[p(f) \mid X, f(X), \theta]$  can be obtained in closed-form:

$$\begin{aligned} \mathbb{E}[p(f) \mid X, f(X), \theta] &= \mathbb{E}[p(m_n) \mid \mu_n(X), \theta] \\ &= f(X)^\top k_\theta(X, X)^{-1} \mathbb{E}[\mu(X) \mid \mu_n(X), \theta] \\ &= f(X)^\top k_\theta(X, X)^{-1} r_\theta(X, X) (r_\theta(X, X) + (\sigma^2/n)I_n)^{-1} \mu_n(X). \end{aligned} \tag{15}$$

The frequentist properties of the point estimator given in Eqn. 15 can be studied; this is related to work on kernel Bayes' rule, but the present approach is distinct in that error in kernel mean estimation is modelled with a distribution [Fukumizu et al., 2013].

As before, the distribution  $[p(f) \mid X, f(X)]$  does not admit a closed-form expression. However, a straight-forward approach to sampling from  $[p(f) \mid X, f(X)]$  is possible, as described below.

**Direct Computation** The conditional Gaussian nature of the model admits the construction of direct sampler:

1. draw  $\theta$  from the hyper-prior  $[\theta]$
2. draw  $\mu(X), p(\mu)$  from  $[\mu(X), p(\mu) \mid \mu_n(\theta), \theta]$  (as described above)
3. draw  $p(f)$  from  $[p(f) \mid X, f(X), \mu(X), p(\mu), \theta]$  (via BQ)

This direct scheme could be improved upon, but was adequate to facilitate the experiments that are reported in the next section.

## A.6 Empirical Comparison of Alternative Approaches

In this section the experimental test-bed that was described in the main text is applied to the two alternatives to DPMBQ that have been described in Secs. A.4 and A.5.

Specific settings that were used to obtain results are detailed below:

**Settings for Alternative #1** The DP prior was taken with base distribution  $p_0(dx) = N(dx; 0, 3^2)$ . For the first set of results in Fig. 5 below, the concentration hyper-parameter  $\alpha$  was fixed to  $\alpha = 1$ . For all subsequent results, the concentration parameter  $\alpha$  was assigned a  $\text{Exp}(1)$  hyper-prior and the kernel parameter  $\lambda$  was assigned a  $\text{Gam}(2, 1)$  hyper-prior. These hyper-parameters were then marginalised, as described above. For all experiments the stick breaking construction in Eqn. 5 was truncated after the first  $N = 500$  terms.

**Settings for Alternative #2** For the integral-type kernel we took  $\nu(dx)$  to be the measure  $N(dx; 0, \eta^2)$ , leading to

$$r_\theta(x, x') = \frac{\lambda}{(\lambda^2 + 2\eta^2)^{1/2}} \exp\left(-\frac{\eta^2(x - x')^2}{2\lambda^2(\lambda^2 + 2\eta^2)} - \frac{(x^2 + x'^2)}{2(\lambda^2 + 2\eta^2)}\right).$$

For computational convenience we work with  $\eta = 1$  in the experiments below, though we note that other finite values of  $\eta$  may improve estimation efficiency and in general  $\eta$  could be modelled as a hyper-parameter that is subject to estimation. For the first set of results, in Fig. 6,  $\sigma$  was fixed at the default value  $\sigma = 1$ . For all subsequent results, a  $\text{Gam}(2, 1)$  hyper-prior was employed for the  $\sigma$  hyper-parameter, which was then marginalised out. It was found that  $N = 500$  draws from an auxiliary distribution  $\rho = N(0, 3^2)$  provided negligible approximation error in computation of the prior variance using the method based on an integral operator, described in Sec. A.5.

**Results** The experiments of the main text were re-run under both alternative prior models. The increased computational burden of Approach #2 (due to matrix inversion) demanded that a smaller number of independent replicate experiments were undertaken below relative to the experiments reported in the main text. Our results are organised as follows:

- Figs. 5 and 6 provide analogues of Fig. 1 in the main text.
- Figs. (7,8) and (10,11) provide analogues to Figs. (2,3) in the main text.
- Figs. 9 and 12 provide analogues of Fig. 4 in the main text.

In each case it is seen that similar qualitative results to those for DPMBQ in the main text were obtained under both alternative prior models for  $p(dx)$ . Nevertheless, there are several methodological distinctions between DPMBQ and these two alternatives; these distinctions are discussed in the next and final section.

## A.7 Supplemental Discussion

In this supplement we proposed and explored an alternative prior model for  $p(dx)$ , based on both a simplified DP prior and the recent work of Flaxman et al. [2016]. Although similar results were observed in simulations, there are nevertheless some weaknesses with these alternative methods relative to the DPMBQ method that was presented in the main text:

**Discussion of Alternative #1** The main drawback of Alternative #1 is that the prior model treats  $p(dx)$  as *a priori* a discrete distribution. In most applications it is reasonable to assume some smoothness, or at least some continuity, in  $p(dx)$ ; in these situations it is then unclear how one ought to interpret the posterior that is produced under Alternative #1.

On the other hand, by placing a DP prior directly on  $p(dx)$ , the consideration of choosing  $k$  and  $\psi$  to be a conjugate pair is no longer required. In accordance, there is also no requirement to run a Gibbs sampler, which constitutes one of the more computationally intensive operations for DPMBQ.

**Discussion of Alternative #2** The main limitations of Alternative #2 appear to be the assumptions of (i) independence and (ii) homoscedasticity in the likelihood of Eqn. 13. It is not clear how to proceed in order to surmount the first assumption, although a correlated Gaussian error structure is compatible with the computational framework. For the second assumption, while the true position-specific variance is unknown, the exploration of more flexible heteroscedastic regression formulations for this component is possible and would be welcome future research, as also acknowledged in Flaxman et al. [2016].

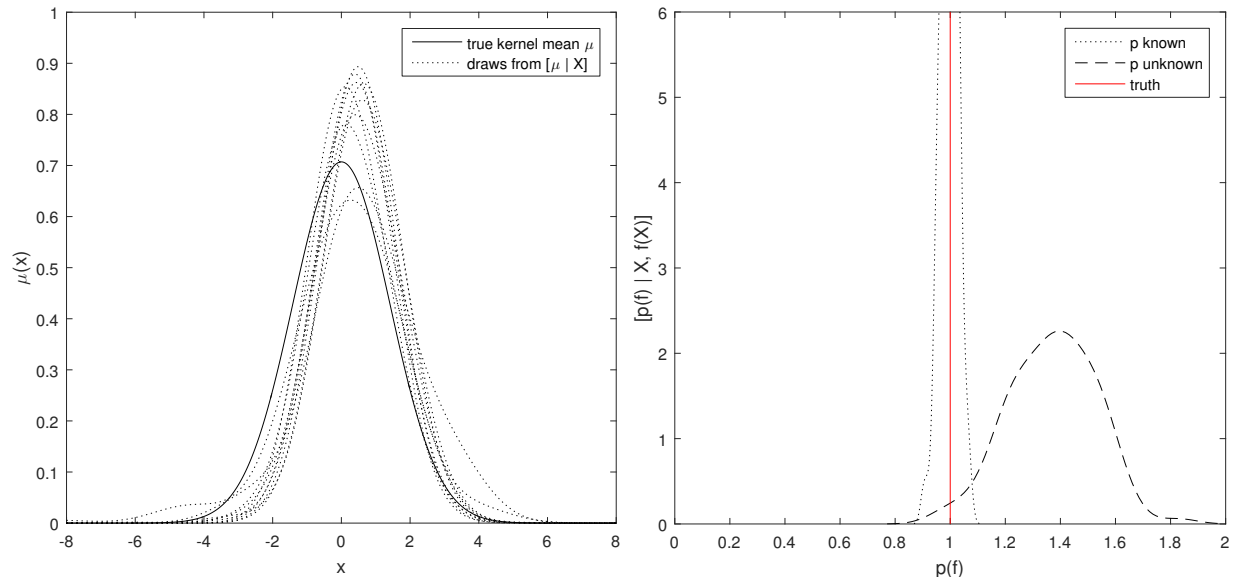
The implied prior over  $p(dx)$  is obtained, in Alternative #2, via elicitation of a prior on the kernel mean embedding  $\mu(x)$  of  $p(dx)$ . From a practical Bayesian standpoint, guidance on how one should reason about  $p(dx)$  through its mean embedding  $\mu(x)$  is currently absent from the literature on kernel methods, beyond the theoretical results on characteristic kernels [Sriperumbudur et al., 2011]. For instance, estimates for the kernel mean often take negative values - however, it is known that the kernel mean cannot take negative values. In contrast, the estimates for the kernel mean produced under the DP prior are guaranteed to be non-negative. This point goes beyond the present work to the general framework of kernel mean embeddings [Smola et al., 2007].

A final weakness is that the matrix inversions that are involve render this approach several orders of magnitude slower compared to the DPMBQ prior approach.

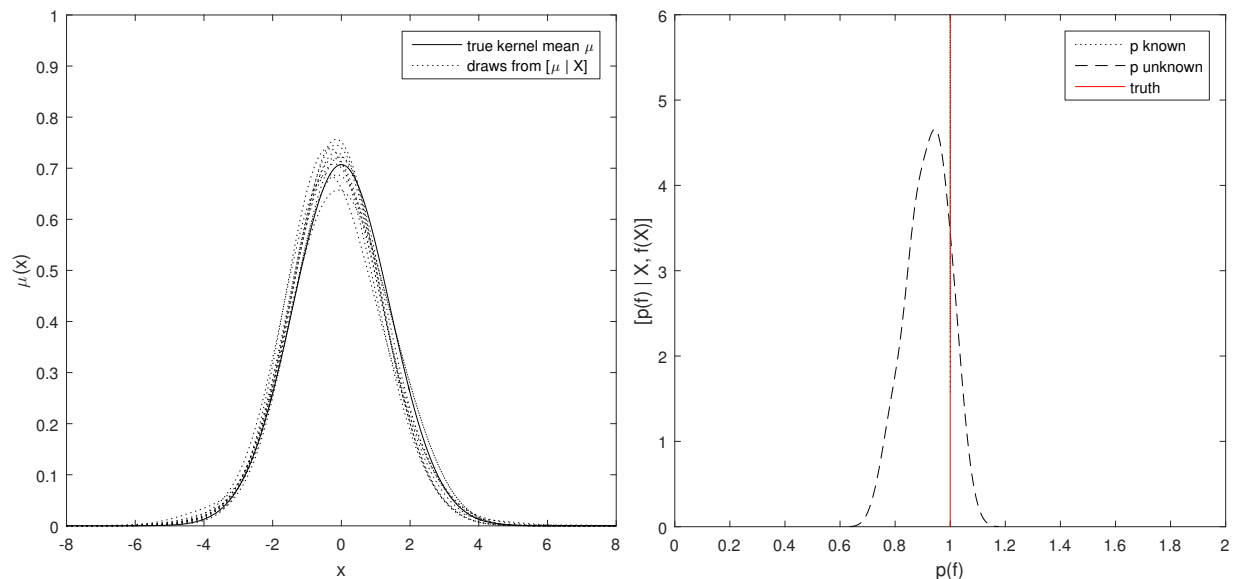
A possible advantage of Alternative #2 is that the prior model for  $p(dx)$  has potential to be rather expressive, being based on GP regression. However, it is at present unclear to see how to take advantage of this potential in applications.

**Conclusion** Taken together, these considerations led us to prefer the DPMBQ model, that was studied in the main text, to both Alternatives #1 and #2 studied in this supplement.



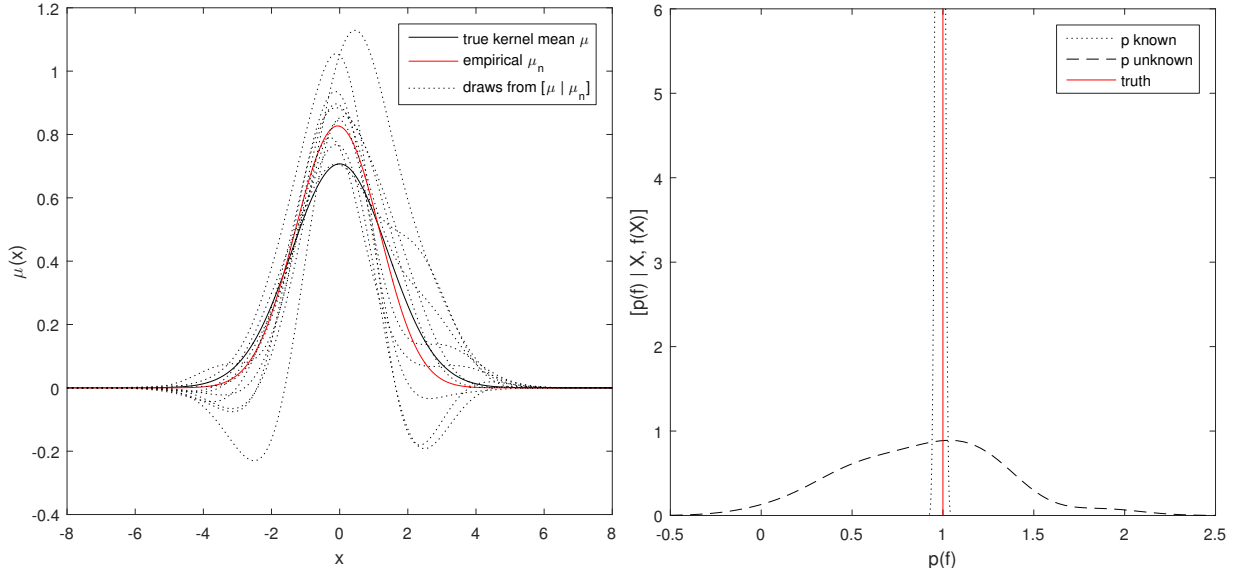


(a)  $n = 10$

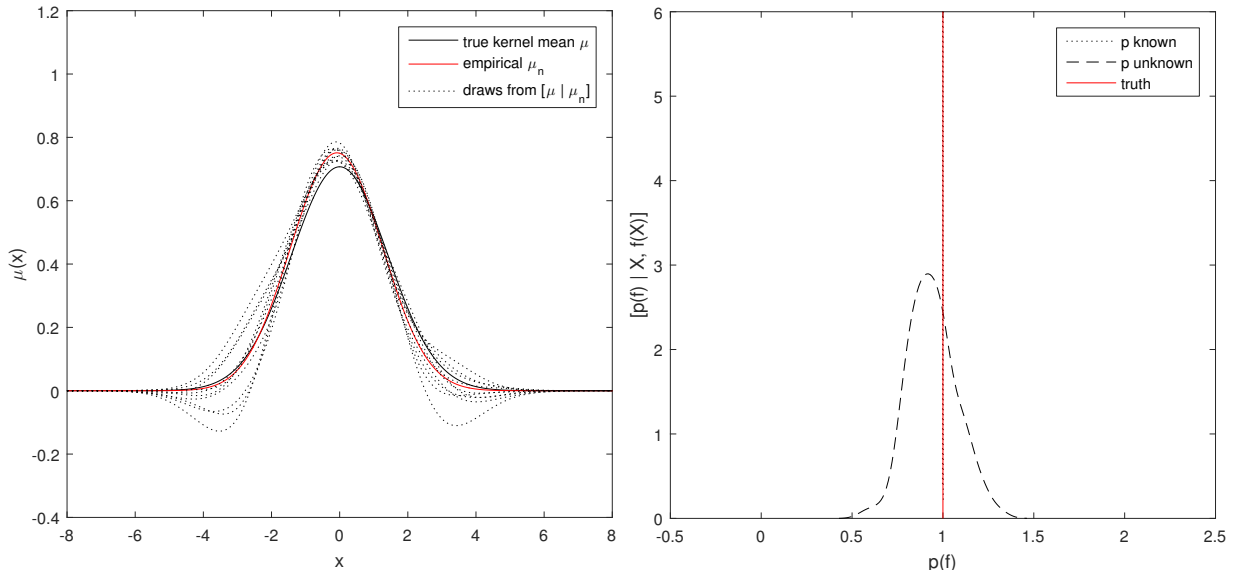


(b)  $n = 100$

Figure 5: **Alternative #1.** Illustration; computation of  $p(f)$  where both  $f(x)$  and  $p(dx)$  are *a priori* unknown. Partial information on  $p(dx)$  is provided as  $n$  draws  $x_i \sim p(dx)$ . Partial information on  $f(x)$  is provided by the values  $f(x_i)$  at each of the  $n$  locations. Left: Bayesian estimation of the kernel mean  $\mu$ , that characterises the unknown distribution  $p(dx)$ . Right: Posterior distribution over the value of the integral  $p(f)$  (dashed line); for reference, the truth (red line) and the posterior that would be obtained *if*  $p(dx)$  was known (dotted line) are also shown. Two sample sizes, (a)  $n = 10$ , (b)  $n = 100$ , are presented.



(a)  $n = 10$



(b)  $n = 100$

Figure 6: **Alternative #2.** Illustration; computation of  $p(f)$  where both  $f(x)$  and  $p(dx)$  are *a priori* unknown. Partial information on  $p(dx)$  is provided as  $n$  draws  $x_i \sim p(dx)$ . Partial information on  $f(x)$  is provided by the values  $f(x_i)$  at each of the  $n$  locations. Left: Bayesian estimation of the kernel mean  $\mu$ , that characterises the unknown distribution  $p(dx)$ . Right: Posterior distribution over the value of the integral  $p(f)$  (dashed line); for reference, the truth (red line) and the posterior that would be obtained *if*  $p(dx)$  was known (dotted line) are also shown. Two sample sizes, (a)  $n = 10$ , (b)  $n = 100$ , are presented.

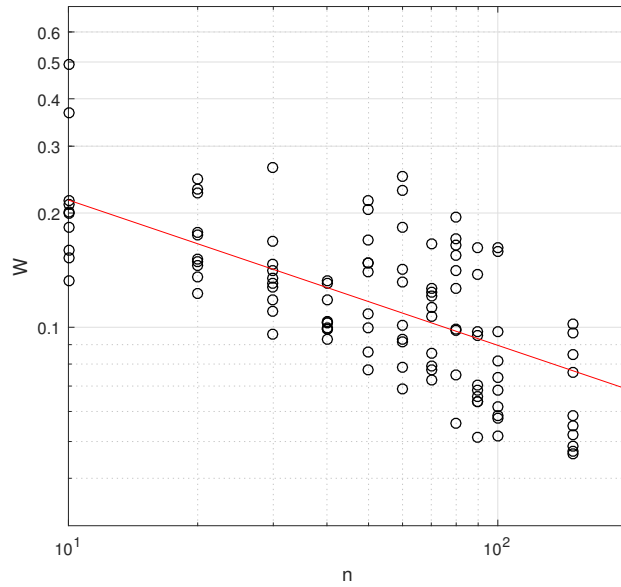


Figure 7: **Alternative #1.** Empirical investigation. The example of Fig. 5 was again considered, this time marginalising over hyper-parameters  $\lambda$  and  $\alpha$ . The Wasserstein distance,  $W$ , between the posterior  $[p(f) | X, f(X)]$  and the true value of the integral is presented as a function of the number  $n$  of data points. [Circles represent independent realisations, while a linear trend line (red) is shown.]

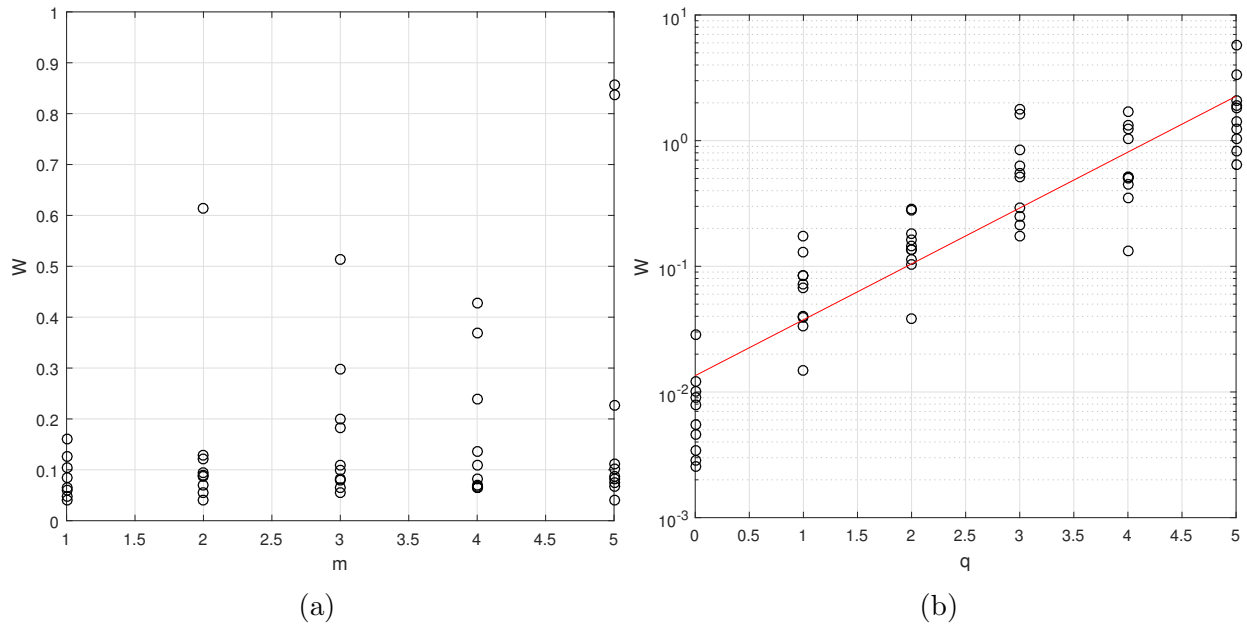


Figure 8: **Alternative #1.** Empirical investigation. The Wasserstein distance,  $W$ , between the posterior  $[p(f) | X, f(X)]$  and the true value of the integral is presented as a function of (a) the number  $m$  of mixture components that constitute  $p(dx)$ , and (b) the degree  $q$  of the polynomial function  $f(x)$  whose integral is to be determined. [Circles represent independent realisations of  $W$ , while in (b) a linear trend line (red) is shown.]

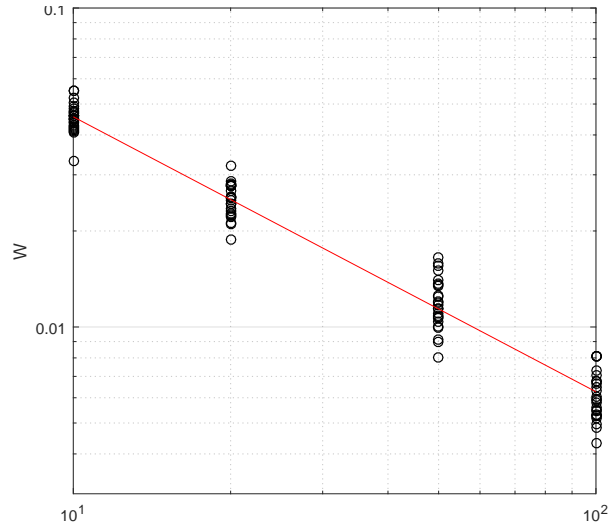


Figure 9: **Alternative #1.** Application to Bayesian forecasting. (a) Data on two species,  $S_1$  and  $S_2$ , generated from the Goodwin oscillator, a system of differential equations that contain five unknown parameters. The forecast  $p(f)$  under consideration is the posterior expected concentration of species  $S_1$  at the later time point  $t = 50$ . (b) The Wasserstein distance,  $W$ , from the proposed posterior  $[p(f) | X, f(X)]$  to the true integral is shown. Here  $n$  represents the number of samples  $x_i$  that were obtained from the posterior  $[x | y]$  over the unknown parameters.

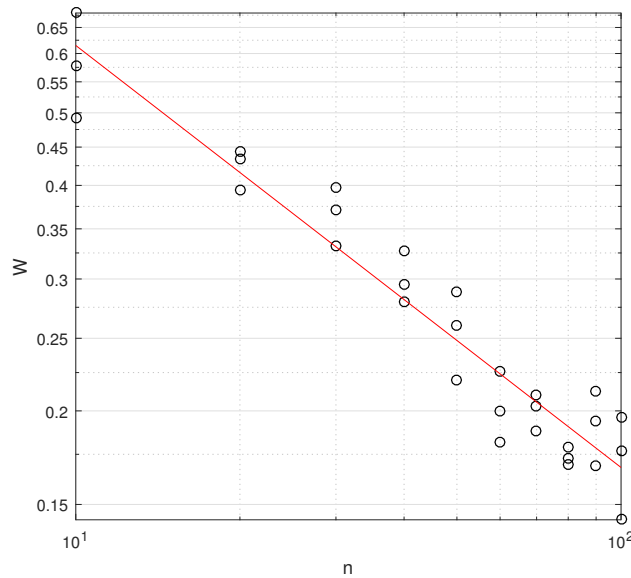


Figure 10: **Alternative #2.** Empirical investigation. The example of Fig. 6 was again considered, this time marginalising over hyper-parameters  $\theta$  and  $\sigma$ . The Wasserstein distance,  $W$ , between the posterior  $[p(f) | X, f(X)]$  and the true value of the integral is presented as a function of the number  $n$  of data points. [Circles represent independent realisations, while a linear trend line (red) is shown.]

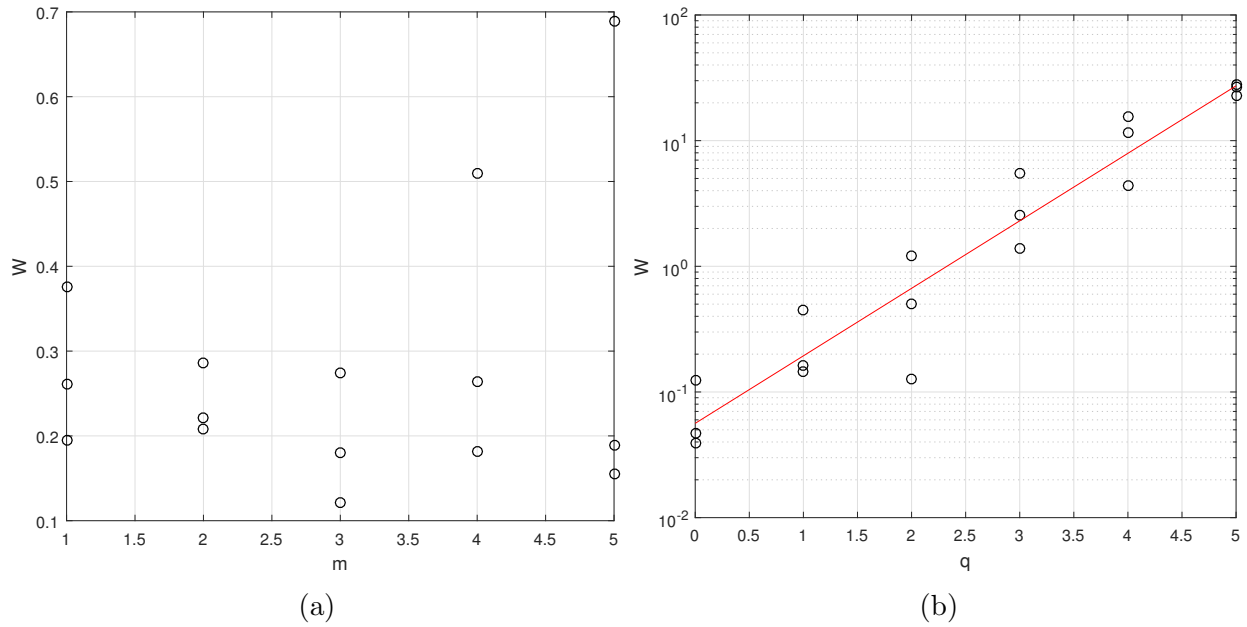


Figure 11: **Alternative #2.** Empirical investigation. The Wasserstein distance,  $W$ , between the posterior  $[p(f) | X, f(X)]$  and the true value of the integral is presented as a function of (a) the number  $m$  of mixture components that constitute  $p(dx)$ , and (b) the degree  $q$  of the polynomial function  $f(x)$  whose integral is to be determined. [Circles represent independent realisations of  $W$ , while a linear trend line (red) is shown.]

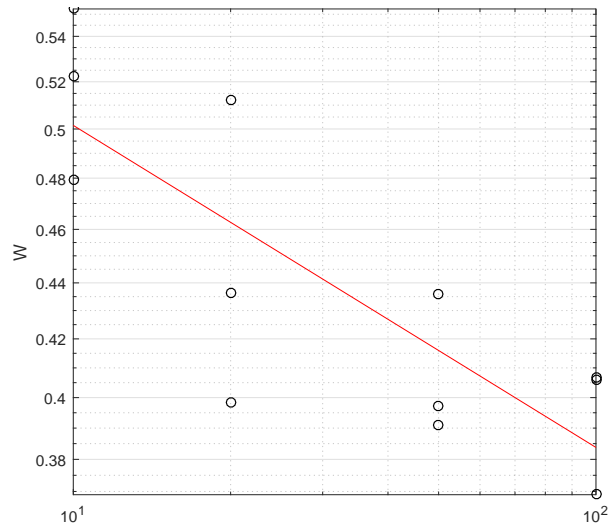


Figure 12: **Alternative #2.** Application to Bayesian forecasting. (a) Data on two species,  $S_1$  and  $S_2$ , generated from the Goodwin oscillator, a system of differential equations that contain five unknown parameters. The forecast  $p(f)$  under consideration is the posterior expected concentration of species  $S_1$  at the later time point  $t = 50$ . (b) The Wasserstein distance,  $W$ , from the proposed posterior  $[p(f) | X, f(X)]$  to the true integral is shown. Here  $n$  represents the number of samples  $x_i$  that were obtained from the posterior  $[x | y]$  over the unknown parameters.