

# Link Prediction via Matrix Completion

Ratha Pech<sup>1</sup>, Hao Dong<sup>1,2,\*</sup>, Liming Pan<sup>1</sup>, Hong Cheng<sup>3</sup>, Zhou Tao<sup>1,2,\*</sup>

<sup>1</sup> *CompleX Lab, University of Electronic Science and Technology of China, Chengdu 611731, People's Republic of China*

<sup>2</sup> *Big Data Research Center, University of Electronic Science and Technology of China, Chengdu 611731, People's Republic of China and*

<sup>3</sup> *Center for Robotics, University of Electronic Science and Technology of China, Chengdu 611731, People's Republic of China*

Inspired by practical importance of social networks, economic networks, biological networks and so on, studies on large and complex networks have attracted a surge of attentions in the recent years. Link prediction is a fundamental issue to understand the mechanisms by which new links are added to the networks. We introduce the method of robust principal component analysis (robust PCA) into link prediction, and estimate the missing entries of the adjacency matrix. On one hand, our algorithm is based on the sparsity and low rank property of the matrix, on the other hand, it also performs very well when the network is dense. This is because a relatively dense real network is also sparse in comparison to the complete graph. According to extensive experiments on real networks from disparate fields, when the target network is connected and sufficiently dense, whatever it is weighted or unweighted, our method is demonstrated to be very effective and with prediction accuracy being considerably improved comparing with many state-of-the-art algorithms.

Keywords: Link prediction, matrix completion, local similarity, community structure

## INTRODUCTION

In the past decade, the rapidly expanding of studies on complex networks has brought together different disciplines including physics, mathematics, computer science, sociology, economics, biology and so on [1, 2]. The theory of complex networks provides us novel insights for understanding the real-world linking patterns. The real-world linked datasets are usually dynamically changing and subjected to unobservability. On one hand, the datasets are growing and changing over time through the increment of new links [3]. On the other hand, the missing or unobservable entries extensively exist in the datasets [4]. Therefore, predicting missing links is of great importance to signifying the newly appeared and unobserved relations between data entries.

Link prediction problem is essentially involved with the knowledge discovery and topology remodeling for large volumes of dynamic and noisy datasets [5], which also aims at uncovering to what extent the evolution of networks can be modeled and analyzed according to the intrinsic features and structures of the network itself [6]. So far it has been generally accepted as a fundamental paradigm not only in physics but also in bioinformatics, sociology, statistics and computer science. For instance, in biological science, predicting the interactions between proteins in protein interaction networks, creatures in food-web networks and biochemical outcomes in betabolic networks can help one in checking firstly the most likely existing links rather than checking all the possible interactions [7]. In recommender systems, target networks are user-item bipartite networks, and link prediction is to recommend items to users, so as to help the users effectively and efficiently surf the products and consequently improve the sales [8]. For social media, such as Facebook, Twitter, Weibo, Tecent WeChat and so on, link prediction aims at recommending friends to users thus enhance their loyalties to the sites [9].

A lot of effort has been made to solve the link prediction problem [10–17] and most of them are based on similarity between vertex pairs since these algorithms are designed according to the fact that similar vertices are more likely to connect to each other. These algorithms are called similarity-based algorithms. Roughly, the similarity indices can be classified into three categories [10], e.g., local [18, 19], global [20, 21] and quasi-local [22, 23] indices. The most popular methods are the local ones because they are simple and applicable for very large-scale networks. Although they are computational efficient, the local similarity-based link prediction algorithms are sometimes less accurate.

The global topological information can be exploited through the adjacency matrix, where the nonzero entries denote the connections between vertices, while missing links and nonexisting links are both denoted by zero entries. In most cases, a very small fraction of zero entries (called hidden nonzero entries or hidden entries) represent the missing links and the rest (called null entries) represent the nonexisting links. Essentially speaking, a link prediction algorithm aims at recovering the hidden non-zero entries from the real null entries according to all the non-zero entries in the adjacency matrix. However, for a real-world network, the adjacency matrix is usually very sparse (i.e., most of its entries are zeros), providing highly limited information. How to precisely predict the missing links based on the sparse information is a challenging issue. Recently, the principal component analysis (PCA) shows that a matrix in which certain entries are missing or corrupted can be successfully reconstructed as long as the original matrix has the low-rank property, where the rank of a matrix is defined as the total number of the linearly independent columns or rows.

In this work, we introduce the robust principal component analysis (robust PCA) method into link prediction and design a novel global information based prediction algorithm based upon low rank and sparsity property of

the adjacency matrix. We then reconstruct a network that is close to the original network and accordingly identify missing links by discovering the matrix with minimum nuclear norm which fits the training data. It is shown that when the target network is connected and sufficiently dense, we can find out the missing links with much higher accuracy comparing to the state-of-the-art algorithms.

## METHOD

An undirected network consists of a set of vertices  $V$  and a set of links  $E$ . We do not consider multiple links and self-connections. Suppose we have an observed network represented by adjacency matrix  $\mathbf{A} \in \mathbb{R}^{n \times n}$ , which is a snapshot or a subset of an original network  $\mathbf{G}^*$ . The set of links in  $\mathbf{A}$  and  $\mathbf{G}^*$  are denoted by  $E^T$  and  $E$ , respectively. Denote the rest of links in  $E$  as  $E^P$ , namely  $E = E^T \cup E^P$  and  $E^T \cap E^P = \emptyset$ . Then  $E^T$  is the training set for learning and prediction and  $E^P$  is the probe set for verifying the prediction accuracy. Without loss of generality, in the experiment we dynamically take 80%, 85%, 90%, and 95% of all links in  $\mathbf{G}^*$  as the training set and the rest as the probe sets, respectively.

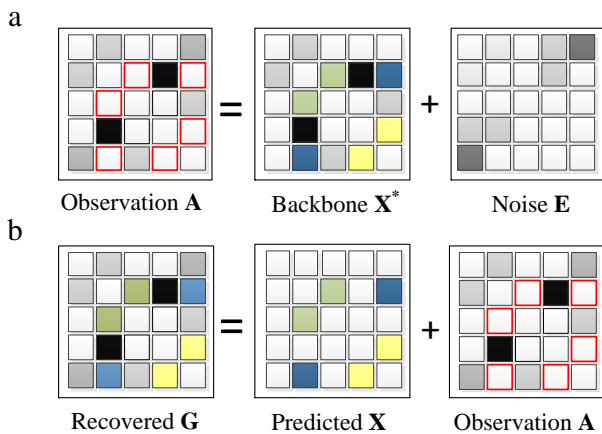


FIG. 1: (a) The relationship between the observed network  $\mathbf{A}$ , the corresponding backbone network  $\mathbf{X}^*$  containing newly appearing links and some existing links and the noise  $\mathbf{E}$  containing spurious links in observed network  $\mathbf{A}$ . (b) The relationship between the recovered network  $\mathbf{G}$ , the predicted network  $\mathbf{X}$  containing only newly appearing links and the observed network  $\mathbf{A}$ . The white colors represent real null entries with value zero, the white colors with red frames represent the missing or likely existing links (values are also zeros), while the others entries with colors are of values greater than zero.

The objective of link prediction is to find out the missing links of the original network  $\mathbf{G}^*$ , that is to recover a network  $\mathbf{G}$  (it is worth noting that it is generally intractable to recover exactly  $\mathbf{G}^*$ ), which is sufficiently close to  $\mathbf{G}^*$ , based on the observed entries of  $\mathbf{A}$ . Assume that (i)  $\mathbf{X}^* \in \mathbb{R}^{n \times n}$  conveys the pattern how the network evolves (how new links are added and some old links are eliminated) and we call  $\mathbf{X}^*$  the backbone network; (ii)  $\mathbf{X}$

is the subset of  $\mathbf{X}^*$  containing only the new links, which can be obtained by resorting the values of elements corresponding to non-zero entries in  $\mathbf{A}$  to be zero.  $\mathbf{X}^*$  and  $\mathbf{X}$  have real number values. Identifying network  $\mathbf{X}^*$  is the crucial intermediate step for recovering the original network and predicting the missing links accordingly. The observed network  $\mathbf{A}$  is the only information we can utilize.  $\mathbf{X}^*$  can be represented by subtracting an error/noise matrix  $\mathbf{E} \in \mathbb{R}^{n \times n}$  from  $\mathbf{A}$  and this noise matrix should be much more sparser than either  $\mathbf{A}$  or  $\mathbf{X}^*$ . Therefore,  $\mathbf{X}^*$  can be written as

$$\mathbf{X}^* = \mathbf{A} - \mathbf{E}, \quad (1)$$

where  $\mathbf{E}$  is the noise matrix in which positive entries are the spurious links and negative entries represent the missing links which appear in  $\mathbf{X}^*$ . The relationship between  $\mathbf{G}$ ,  $\mathbf{A}$ ,  $\mathbf{X}$ ,  $\mathbf{X}^*$  and  $\mathbf{E}$  is illustrated in Fig. 1. The recovered network  $\mathbf{G}$  is obtained as

$$\mathbf{G} = \mathbf{X} + \mathbf{A}. \quad (2)$$

$\mathbf{X}$  contains only newly appeared links and it is defined as

$$x_{ij} = \begin{cases} x_{ij}^*, & a_{ij} = 0. \\ 0, & a_{ij} = 1. \end{cases} \quad (3)$$

The Principal Component Analysis (PCA) is a prevailing tool for identifying the hidden patterns and relevant information in datasets based on observed information. It can be utilized to obtain  $\mathbf{X}^*$  and  $\mathbf{E}$  simultaneously by converting the observed network  $\mathbf{A}$  into a set of linearly uncorrelated variables called principal components, which captures the backbone network  $\mathbf{X}^*$ . PCA requires that both  $\mathbf{A}$  and  $\mathbf{E}$  have the low-rank property, however, in most real networks,  $\mathbf{A}$  is usually very sparse resulting in the dissatisfaction of the low-rank property. Therefore, a more robust matrix completion approach against high-dimensional noise  $\mathbf{E}$  is required for link prediction in real complex networks. Hence, we apply the robust principal component analysis (robust PCA) in the matrix completion for link prediction.

Mathematically, according to the theory of robust PCA, recovering matrix  $\mathbf{X}^*$  can be transformed into the following optimization problem:

$$\min_{\mathbf{X}^*, \mathbf{E}} \text{rank}(\mathbf{X}^*) + \gamma \|\mathbf{E}\|_0 \quad \text{s.t.} \quad \mathbf{X}^* = \mathbf{A} - \mathbf{E}, \quad (4)$$

where  $\text{rank}(\mathbf{X}^*)$  denotes the rank of matrix  $\mathbf{X}^*$ , the operator  $\|\cdot\|_0$  is the  $l_0$ -norm (i.e., the number of nonzero entries of a matrix), and  $\gamma$  is the parameter balancing these two terms. Normally, a precise solution of  $\mathbf{X}^*$  guarantees that  $\mathbf{G} = \mathbf{G}^*$ , which means the precise solution of  $\mathbf{X}^*$  can be used to perfectly recover the original network. Finding the precise solution of  $\mathbf{X}^*$  in Eq. (4) is a highly nonconvex optimization problem and its complexity is nondeterministic polynomial. However, the approximate solutions can

TABLE I: The topology of the twelve real networks.  $|V|$  and  $|E|$  are the number of vertex and link, respectively.  $C$ ,  $r$  and  $\langle k \rangle$  are cluster coefficient, assortative coefficient and average degree, respectively.  $H = \frac{\langle k^2 \rangle}{\langle k \rangle^2}$  is the degree heterogeneity of network computed.  $R$ ,  $\tau$  and  $D$  are the rank of adjacency matrix, ratio between rank and dimension and network density, respectively.

Networks	$ V $	$ E $	$C$	$r$	$\langle k \rangle$	$H$	$R$	$\tau$	$D$
Jazz	198	2742	0.618	0.02	27.697	1.395	198	1.000	0.1406
Yeast	2375	11693	0.306	0.45	9.850	3.474	1816	0.765	0.0042
Political blogs	1222	19021	0.320	-0.22	27.355	2.970	1093	0.894	0.0224
Hamster	1858	12534	0.141	-0.09	13.492	3.361	1221	0.657	0.0073
Router	5022	6258	0.012	-0.14	2.493	5.502	3054	0.608	0.0005
Food web 1	128	2106	0.335	-0.10	32.422	1.237	124	0.969	0.2553
World trade	80	875	0.753	-0.39	21.875	1.558	79	0.988	0.2769
Contact	264	2108	0.658	-0.48	15.970	3.546	82	0.311	0.0607
USAir	332	2126	0.013	-0.21	12.807	4.915	274	0.825	0.0387
C.elegans	306	2148	0.647	-0.16	14.039	4.642	282	0.922	0.0460
Food web 2	69	880	0.067	-0.30	25.507	7.972	66	0.957	0.3751
Football	35	118	0.353	-0.18	6.743	1.608	35	1.000	0.1983

be obtained based on robust PCA [24]. Firstly, since a matrix with rank  $r$  has exactly  $r$  nonzero singular values,  $\text{rank}(\mathbf{X}^*)$  is just the number of nonzero singular values of the matrix  $\mathbf{X}^*$ . Secondly, according to the pioneer works [25, 26], the solution of  $l_1$ -norm is also a sparse solution of  $l_0$ -norm. Hence, the tightest relaxation of  $\text{rank}(\mathbf{X}^*)$  and  $l_0$ -norm are the nuclear norm and  $l_1$ -norm, respectively [27–29]. In a word, the relaxed approximate solution of Eq. (4) can be written as

$$\min_{\mathbf{X}^*, \mathbf{E}} \|\mathbf{X}^*\|_* + \lambda \|\mathbf{E}\|_1 \quad \text{s.t.} \quad \mathbf{X}^* = \mathbf{A} - \mathbf{E}, \quad (5)$$

where  $\|\cdot\|_*$  denotes the nuclear norm (i.e., the sum of singular values) of matrix,  $\|\cdot\|_1$  is  $l_1$ -norm (i.e., the sum of the absolute values of matrix entries),  $\mathbf{E}$  is a sparse matrix (i.e., most of its entries are zeros) and  $\lambda$  is the positive weighting parameter balancing the low-rank property and sparsity.

The approximate solution of  $\mathbf{E}$  and  $\mathbf{X}^*$  are, later on, symmetrized as  $\mathbf{E} = \mathbf{E} + \mathbf{E}^T$  and  $\mathbf{X}^* = \mathbf{X}^* + \mathbf{X}^{*T}$ , where  $\mathbf{M}^T$  denotes the transpose of matrix  $\mathbf{M}$ , (for undirected network and treated as the backbone network generated from the training network  $\mathbf{A}$ ). On the one hand,  $\mathbf{X}^*$  contains new links not in  $\mathbf{A}$ ; on the other hand, it also eliminates some possible links in  $\mathbf{A}$ . After obtaining  $\mathbf{X}^*$  we check only the newly appearing links and ignore the observed links in  $\mathbf{A}$ , as shown in Eq. (3), then we merge  $\mathbf{X}$  with  $\mathbf{A}$  to recover a matrix  $\mathbf{G}$  as illustrated in Eq. (2). This matrix is recovered from the observed data  $\mathbf{A}$  through the above procedure, and it is supposed to be close to the original network  $\mathbf{G}^*$ .

Each pair of vertices (e.g.,  $x$  and  $y$ ) in  $\mathbf{G}$  is bundled with a score  $S_{xy}$ . If a pair of vertices are linked in both  $\mathbf{X}^*$  and  $\mathbf{A}$ , only the value in  $\mathbf{A}$  is used; otherwise, if this pair of vertices are linked only in  $\mathbf{X}^*$ , it means that this link is a predicted link, thus the value in  $\mathbf{X}^*$  is used. Each entry in this score matrix  $\mathbf{G}$  denotes the likelihood such that this pair of vertices are connected and it is

likely to assign higher values to the missing or the likely existing links than nonexisting links, because the former should have values greater than zeros, while the later should have zero values. It is worth noting that the above approach can also be applied in solving link prediction problem in directed network [30]. Finally, we sort the score of unobserved links in a descending order and select the top  $L$  links. In this work,  $L$  is the cardinality of the probe set. We check whether each of these  $L$  links really appears in the probe set and record the number of appearing links as  $L_r$ . As we set the  $L$  as the cardinality of the probe set, the precision value is also equal to recall value at this point [10], as

$$Pr = L_r/L. \quad (6)$$

## ANALYSIS

One crucial question is: to what extent we can predict the missing links by utilizing the above matrix completion method? In [27], the authors proved that when the  $m$  observed entries of an  $n \times n$  matrix with rank  $r$  satisfy the following inequality,

$$m \geq Cn^{1.2}r \log(n), \quad (7)$$

where  $C$  is a positive constant, one can perfectly recover all entries of the matrix with a very high probability through solving a simple convex optimization problem. However, for the real-world data, the adjacency matrix is very sparse where the order of the number of non-zero entries is normally much less than  $n^{1.2}r \log(n)$ . Fortunately, for the link prediction problem, it is not required to recover all the non-zero entries of the adjacency matrix, since only a small portion of these zero entries are the missing links and the rest of zero entries are the null links. Therefore, we are still able to estimate the missing

TABLE II: The prediction precision on the eight real unweighted networks in which the probe set contains 10% of total connections.

Networks	CN	AA	RA	CAR	CAA	CRA	LR
Jazz	0.502	0.521	0.533	0.514	0.525	0.552	<b>0.606</b>
Yeast	0.139	0.159	0.256	0.138	0.143	0.158	<b>0.586</b>
Political blogs	0.178	0.175	0.155	0.176	0.177	0.178	<b>0.212</b>
Hamster	0.037	0.038	0.033	0.045	0.044	0.044	<b>0.462</b>
Router	0.018	0.016	0.008	0.020	0.020	0.022	<b>0.113</b>
Food web 1	0.070	0.072	0.068	0.069	0.069	0.072	<b>0.577</b>
World trade	0.402	0.420	0.430	0.395	0.416	0.423	<b>0.457</b>
Contact	0.556	0.559	0.558	0.552	0.554	0.558	<b>0.600</b>

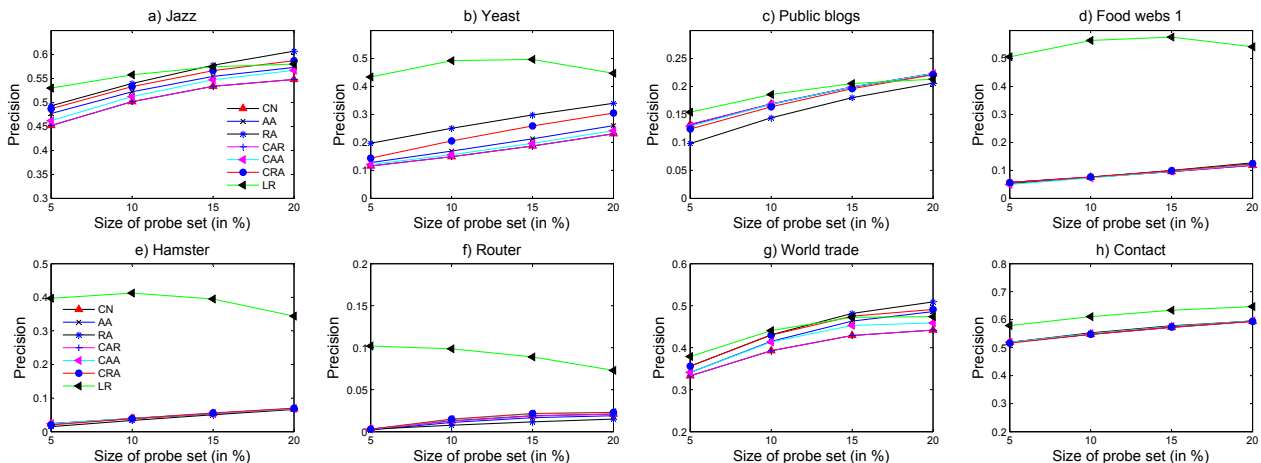


FIG. 2: The precision values on the eight real unweighted networks for different sizes of the probe sets.

and likely existing links even the nonzero entries is much less than that being required in Eq. (7).

When the network is very sparse with high rank or severely corrupted, it is impossible to recover that matrix. However, even in case that the rank of the adjacency matrix is low, the matrix cannot be recovered if the network is extremely sparse [27]. This also holds for link prediction, if the network is too sparse which means there are only few connections in a relatively large network, then one cannot correctly predict the unobserved links.

In the matrix completion problem, one supposes that the location of the missing entries are known [27], but usually we have no idea where the locations of the missing entries are. This is also true in the link prediction because only a small part of zero entries of the adjacency matrix are the missing links, and the rest are nonexistent links. Obviously, matrix completion can be treated as a special case of low-rank matrix recovery. Robust PCA is capable of recovering low-rank matrix in the presence of noise as defined in Eq. (5).

## SIMULATION

We implement our matrix completion-based link prediction algorithm and the baseline local similarity-based algorithms in the twelve real networks including eight unweighted and four weighted networks. These networks are i) Jazz [31] –jazz musician network, link denotes the relationship between two persons if they used to play together in the same band at least once; ii) Yeast [32] –a network of protein-protein interaction; iii) Political blogs [33] –a network of hyperlinks between weblogs on US politics; iv) Hamster [34] –a friendship network of users of the web site hamsterer.com; v) Router [35] –the router-level topology of the Internet; vi) Food web 1 [36] –the network of predator-prey interactions in Florida Bay in dry season; vii) World trade [37] –the network of miscellaneous manufactures of metal among 80 countries in 1994; viii) Contact [38] –a contact network between people measured by carried wireless devices, where a vertex represents a person, and a link between two persons shows that there is at least one contact between them; ix) USAir [39] –the air transportation network of airports; x) C. elegans [40] –the neural network of worm; xi) Food web 2 [41] –the network presenting the predator-prey interactions of Everglades Graminoids in wet season; and xii) Football [42] –the network of American football games consisting of Division IA colleges during the regular season Fall in 2000. The topology statistics of the twelve networks are shown in Table I.

To test the performance of the proposed model, we compare the precision values with six popular unweighted local

TABLE III: The prediction precision on the four real weighted networks in which the probe set contains 10% of total connections.

Networks	CN	AA	RA	WCN	WAA	WRA	rWCN	rWAA	rWRA	LR
USAir	0.349	0.369	<b>0.438</b>	0.298	0.337	0.355	0.312	0.347	0.387	0.388
C.elegans	0.082	0.100	0.100	0.102	0.105	0.104	0.099	0.103	0.100	<b>0.130</b>
Food web 2	0.159	0.173	0.182	0.218	0.218	0.227	0.148	0.166	0.168	<b>0.345</b>
Football	0.133	0.133	0.150	0.067	0.133	0.133	0.083	0.117	0.117	<b>0.300</b>

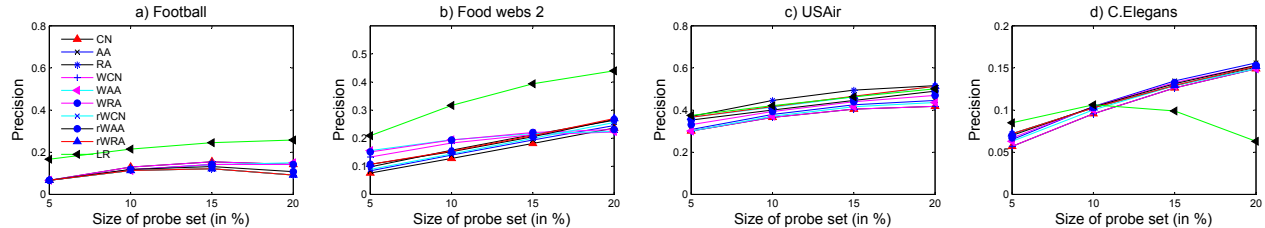


FIG. 3: The precision values on the four real weighted networks for different sizes of probe sets.

similarity-based algorithms, e.g., Common Neighbor (CN) [18], Adamic-Adar (AA) [43], Resource Allocation (RA) [19], local community paradigm including CAR, CAA, and CRA [44]. We call our method as low rank (LR) method, which outperforms the traditional algorithms on those eight unweighted networks. The detailed results are shown in Table II. The precisions on router network computed from all the algorithms are very low as the network is very sparse, i.e., the available information is too limited. The traditional algorithms do not perform well on yeast, hamster and bay dry (food web 2) networks, while LR performs much better. LR performs comparatively better than the others on jazz, public blogs, router and world trade.

Moreover, to show that the proposed method can also deal with weighted network, we compare LR with other six weighted-based algorithms, namely WCN (weighted CN), WAA, WRA [45], rWCN (reliable weighted CN), rWAA and rWRA [46]. Whenever the link weights become 1, WCN, WAA and WRA are equivalent to CN, AA and RA, respectively. Moreover, WCN, WAA and WRA take the sum of the neighbors' weights into consideration, while rWCN, rWAA and rWRA take the multiplication instead (see details in Refs. [45–47]). As shown in Table III, the proposed method, in overall, outperforms the others on C.elegans, food web 2 and football network. However, for USAir network, RA performs the best following by LR and rWRA. The predictions on C.elegans fall down when the probe sets are over 15% resulting from sparse and high-rank properties. Excluding rWRA and LR, traditional unweighted-based algorithms outperform weighted-based algorithms on USAir, and it is also reported in [45], which may be resulted from the weak ties [47] effects.

From the empirical simulation, we can see that the local similarity-based algorithms do not perform well on highly dense networks, e.g., food web 1 and 2, hamster, yeast and football, while LR can generate better predictions. To test the sensitivity of the proposed method toward the density of network, we compare the results based on different size of probes set in Fig. 2, Fig. 3, respectively.

## CONCLUSION AND DISCUSSION

In this work, we adopt robust principal component analysis to solve link prediction problem. The adjacency matrix of the target network is decomposed into low-rank matrix which can be regarded as the backbone of network containing the true links and sparse matrix consisting the corrupted or spurious links in the network. Link prediction, actually, can be regarded as matrix completion problem from corrupted or incomplete adjacency matrix. By solving the optimization problem, we obtain the low-rank matrix which later on plays a role as score matrix illustrating the possible connectivity between each pair of vertices.

Under the assumption that the target network is sufficiently dense and connected, the low-rank recovery technique performs better comparing to other traditional algorithms. When the network gets very dense (see e.g., food webs, Hamster, and Football), the local similarity-based methods are poor while LR performs very well, indicating that the low-rank matrix recovery can well utilize the dense information in adjacency matrix while the local similarity indices cannot. All of the networks we employ in this paper are undirected, however, we strongly believe that the framework can be extended to deal with directed networks.

One can observe that whenever the network is extremely sparse such as router as shown in Table I, LR and all the traditional algorithms do not perform well. One might argue that political blogs is not as sparse as router, while LR is less effective (the precision is low). It is because the rank of adjacency matrix is very large. On the other hand, even the ranks of jazz, yeast, food web 1, world trade and food web 2 are also very large, the densities of those networks are also large, then LR still performs well. One can conclude that LR performs well on the network that is sufficiently dense and the rank of the adjacency matrix is not too large, that is to say, LR prefers higher  $D$  and smaller  $\tau$ .

The authors thank Jian Gao and Qian-Ming Zhang for useful discussions. This work was partially supported by the National Natural Science Foundation of China (NNSFC) under Grant Nos. 61433014.

- 
- \* Electronic address: haodong@uestc.edu.cn  
zhutou@ustc.edu
- [1] Mark Newman. *Networks: an introduction*. OUP Oxford, 2010.
  - [2] Réka Albert and Albert-László Barabási. Statistical mechanics of complex networks. *Reviews of modern physics*, 74(1):47, 2002.
  - [3] Petter Holme and Jari Saramäki. Temporal networks. *Physics reports*, 519(3):97–125, 2012.
  - [4] Roger Guimerà and Marta Sales-Pardo. Missing and spurious interactions and the reconstruction of complex networks. *Proceedings of the National Academy of Sciences*, 106(52):22073–22078, 2009.
  - [5] Lise Getoor and Christopher P Diehl. Link mining: a survey. *ACM SIGKDD Explorations Newsletter*, 7(2):3–12, 2005.
  - [6] Wen-Qiang Wang, Qian-Ming Zhang, and Tao Zhou. Evaluating network models: A likelihood analysis. *EPL (Europhysics Letters)*, 98(2):28004, 2012.
  - [7] Aaron Clauset, Cristopher Moore, and Mark EJ Newman. Hierarchical structure and the prediction of missing links in networks. *Nature*, 453(7191):98–101, 2008.
  - [8] Linyuan Lü, Matúš Medo, Chi Ho Yeung, Yi-Cheng Zhang, Zi-Ke Zhang, and Tao Zhou. Recommender systems. *Physics Reports*, 519(1):1–49, 2012.
  - [9] David Liben-Nowell and Jon Kleinberg. The link-prediction problem for social networks. *Journal of the American society for information science and technology*, 58(7):1019–1031, 2007.
  - [10] Linyuan Lü and Tao Zhou. Link prediction in complex networks: A survey. *Physica A: Statistical Mechanics and its Applications*, 390(6):1150–1170, 2011.
  - [11] Linyuan Lü, Liming Pan, Tao Zhou, Yi-Cheng Zhang, and H Eugene Stanley. Toward link predictability of complex networks. *Proceedings of the National Academy of Sciences*, 112(8):2325–2330, 2015.
  - [12] Zhen Liu, Weike Dong, and Yan Fu. Local degree blocking model for link prediction in complex networks. *Chaos: An Interdisciplinary Journal of Nonlinear Science*, 25(1):013115, 2015.
  - [13] Christoph Scholz, Martin Atzmueller, and Gerd Stumme. Link prediction and the role of stronger ties in networks of face-to-face proximity. *arXiv preprint arXiv:1407.2161*, 2014.
  - [14] Giulia Berlusconi, Francesco Calderoni, Nicola Parolini, Marco Verani, and Carlo Piccardi. Link prediction in criminal networks: A tool for criminal intelligence analysis. *PLoS one*, 11(4):e0154244, 2016.
  - [15] Boyao Zhu and Yongxiang Xia. Link prediction in weighted networks: A weighted mutual information model. *PLoS one*, 11(2):e0148265, 2016.
  - [16] Peng Zhang, Xiang Wang, Futian Wang, An Zeng, and Jinghua Xiao. Measuring the robustness of link prediction algorithms under noisy environment. *Scientific reports*, 6, 2016.
  - [17] Baruch Barzel and Albert-László Barabási. Network link prediction by global silencing of indirect correlations. *Nature biotechnology*, 31(8):720–725, 2013.
  - [18] Mark EJ Newman. Clustering and preferential attachment in growing networks. *Physical Review E*, 64(2):025102, 2001.
  - [19] Tao Zhou, Linyuan Lü, and Yi-Cheng Zhang. Predicting missing links via local information. *The European Physical Journal B*, 71(4):623–630, 2009.
  - [20] Leo Katz. A new status index derived from sociometric analysis. *Psychometrika*, 18(1):39–43, 1953.
  - [21] Sergey Brin and Lawrence Page. Reprint of: The anatomy of a large-scale hypertextual web search engine. *Computer networks*, 56(18):3825–3833, 2012.
  - [22] Linyuan Lü, Ci-Hang Jin, and Tao Zhou. Similarity index based on local paths for link prediction of complex networks. *Physical Review E*, 80(4):046122, 2009.
  - [23] Weiping Liu and Linyuan Lü. Link prediction based on local random walk. *EPL (Europhysics Letters)*, 89(5):58007, 2010.
  - [24] John Wright, Arvind Ganesh, Shankar Rao, Yigang Peng, and Yi Ma. Robust principal component analysis: Exact recovery of corrupted low-rank matrices via convex optimization. In *Advances in neural information processing systems*, pages 2080–2088, 2009.
  - [25] Emmanuel J Candes and Terence Tao. Decoding by linear programming. *Information Theory, IEEE Transactions on*, 51(12):4203–4215, 2005.
  - [26] David L Donoho. For most large underdetermined systems of linear equations the minimal  $\ell_1$ -norm solution is also the sparsest solution. *Communications on pure and applied mathematics*, 59(6):797–829, 2006.
  - [27] Emmanuel J Candès and Benjamin Recht. Exact matrix completion via convex optimization. *Foundations of Computational mathematics*, 9(6):717–772, 2009.
  - [28] John Wright, Allen Y Yang, Arvind Ganesh, Shankar S Sastry, and Yi Ma. Robust face recognition via sparse representation. *Pattern Analysis and Machine Intelligence, IEEE Transactions on*, 31(2):210–227, 2009.
  - [29] Zhouchen Lin, Minming Chen, and Yi Ma. The augmented lagrange multiplier method for exact recovery of corrupted low-rank matrices. *arXiv preprint arXiv:1009.5055*, 2010.
  - [30] Qian-Ming Zhang, Linyuan Lü, Wen-Qiang Wang, Tao Zhou, et al. Potential theory for directed networks. *PLoS one*, 8(2):e55437, 2013.
  - [31] Pablo M Gleiser and Leon Danon. Community structure in jazz. *Advances in complex systems*, 6(04):565–573, 2003.
  - [32] Christian Von Mering, Roland Krause, Berend Snel, Michael Cornell, Stephen G Oliver, Stanley Fields, and Peer Bork. Comparative assessment of large-scale data sets of protein–protein interactions. *Nature*, 417(6887):399–403, 2002.
  - [33] Robert Ackland et al. Mapping the us political blogosphere: Are conservative bloggers more prominent? *Mapping the US political blogosphere: Are conservative bloggers more prominent, in: Presentation to BlogTalk Downunder, Sydney, Available at: <http://inscub.org/blogtalk/images/robertackland.pdf>*, 2005.
  - [34] Hamsterster friendships network dataset - konect, may. *Hamsterster friendships network dataset - KONECT*, May, 2015.
  - [35] Neil Spring, Ratul Mahajan, David Wetherall, and Thomas Anderson. Measuring isp topologies with rocketfuel. *Networking, IEEE/ACM Transactions on*, 12(1):2–16, 2004.
  - [36] Robert E Ulanowicz and Donald L DeAngelis. Network analysis of trophic dynamics in south florida ecosystems. *FY97: The Florida Bay Ecosystem*, pages 20688–20038, 1998.
  - [37] Wouter De Nooy, Andrej Mrvar, and Vladimir Batagelj. *Exploratory social network analysis with Pajek*, vol-

- ume 27. Cambridge University Press, 2011.
- [38] Jérôme Kunegis. Konekt: the koblenz network collection. In *Proceedings of the 22nd international conference on World Wide Web companion*, pages 1343–1350. International World Wide Web Conferences Steering Committee, 2013.
- [39] A. Batageli, V. Mrvar. Available at <http://vlado.fmf.uni-lj.si/pub/networks/data/mix/USAir97.net>.
- [40] Duncan J Watts and Steven H Strogatz. Collective dynamics of 'small-world' networks. *nature*, 393(6684):440–442, 1998.
- [41] RE Ulanowicz, C Bondavalli, and MS Egnotovitch. Network analysis of trophic dynamics in south florida ecosystem, fy 97: The florida bay ecosystem. *Annual Report to the United States Geological Service Biological Resources Division Ref. No.[UMCES] CBL*, pages 98–123, 1998.
- [42] Michelle Girvan and Mark EJ Newman. Community structure in social and biological networks. *Proceedings of the national academy of sciences*, 99(12):7821–7826, 2002.
- [43] Lada Adamic, Orkut Buyukkokten, and Eytan Adar. A social network caught in the web. *First monday*, 8(6), 2003.
- [44] Carlo Vittorio Cannistraci, Gregorio Alanis-Lobato, and Timothy Ravasi. From link-prediction in brain connectomes and protein interactomes to the local-community-paradigm in complex networks. *Scientific reports*, 3, 2013.
- [45] Tsuyoshi Murata and Sakiko Moriyasu. Link prediction of social networks based on weighted proximity measures. In *Web Intelligence, IEEE/WIC/ACM international conference on*, pages 85–88. IEEE, 2007.
- [46] Jing Zhao, Lili Miao, Jian Yang, Haiyang Fang, Qian-Ming Zhang, Min Nie, Petter Holme, and Tao Zhou. Prediction of links and weights in networks by reliable routes. *Scientific reports*, 5, 2015.
- [47] Linyuan Lü and Tao Zhou. Link prediction in weighted networks: The role of weak ties. *EPL (Europhysics Letters)*, 89(1):18001, 2010.