

Variable time flow as an alternative to dark energy

P. Magain* and C. Hauret

STAR-OrCA, Université de Liège, Allée du 6 Août 19c, B-4000 Liège, Belgium

(Dated: May 28, 2019)

Time is a parameter playing a central role in our most fundamental modelling of natural laws. Relativity theory shows that the comparison of times measured by different clocks depends on their relative motions and on the strength of the gravitational field in which they are embedded. In standard cosmology, the time parameter is the one measured by fundamental clocks, i.e. clocks at rest with respect to the expanding space. This proper time is assumed to flow at a constant rate throughout the whole history of the Universe. We make the alternative hypothesis that the rate at which cosmological time flows depends on the global geometric curvature the Universe. Using a simple one-parameter model for the relation between proper time and curvature, we build a cosmological model that fits the Type Ia Supernovae data (the best cosmological standard candles) without the need for dark energy nor probably exotic dark matter.

PACS numbers: 98.80.-k, 95.35.+d, 95.36.+x

Keywords: Cosmology: Theory – Dark matter – Dark energy

I. INTRODUCTION

Since its introduction a century ago [1], general relativity (GR) has been brilliantly confirmed by a number of observations, most notably the perihelion precession of Mercury, the gravitational redshift and the deflection of light by massive bodies. GR has also been used in cosmology to describe the evolution of the Universe as a whole through the Robertson-Walker (RW) metric. This metric, associated with the equations of GR, leads to the model that currently gives the best description of the large-scale structure and evolution of our Universe, namely the Λ CDM model (a flat Universe with a cosmological constant). However, in this cosmological context, a number of ingredients had to be added to the original theory in order to provide an accurate description of large-scale and long-term phenomena. Indeed, the motion of stars in the outskirts of spiral galaxies and the velocity dispersions of galaxies in clusters required the addition of dark matter. The acceleration of the expansion of the Universe called for the introduction of a repulsive component called dark energy.

One may note that all the successful tests of GR are dealing with small scales and are quasi-instantaneous in terms of cosmological time. Conversely, additional ingredients (dark matter and dark energy) are necessary to bring the cosmological models in agreement with observations dealing with very large scales and very long term phenomena. We are thus faced with the following alternative: either these dark components are actual constituents of the Universe (in which case they should sooner or later be identified) or there is something wrong with our actual application of GR to the Universe as a whole, via the RW metric.

The vast majority of specialists are in favour of the existence of dark matter and dark energy. However, de-

spite considerable effort, these dark components have not been identified yet. Some alternative theories have been proposed, the most popular being the so-called Modified Newtonian Dynamics (MOND, [2]).

In this paper, we want to explore the hypothesis that the problems encountered when dealing with large scales are related to our fundamental understanding of time. GR has shown that the time measured by a clock depends on the strength of the gravitational field in which it is embedded and, thus, on the local geometric curvature. We wish to go one step further and postulate that cosmological time – the time measured by a fundamental, comoving clock – depends on the global curvature of the Universe in which it is embedded. We thus modify the RW metric in order to reflect this hypothesis and we examine the consequences of this modification on the evolution of the Universe.

In Section 2, we discuss the difference between coordinate time and cosmological time. We introduce our modified RW metrics and derive its impact on the Friedmann-Lemaître equations. In Section 3, we propose a specific relation between cosmological proper time and curvature in a matter-dominated Universe and derive the equations for the evolution of the scale factor. We test our simple model on Type Ia Supernovae (SNIa) data in Section 4. Finally, Section 5 discusses some of the consequences of our model, especially regarding the age of the Universe.

II. COSMOLOGICAL TIME AND COORDINATE TIME

When applying GR to the whole Universe in order to derive the Λ CDM model, one assumes that the Universe is homogeneous (and isotropic) on large scales and that the small scale inhomogeneities have no impact on the evolution of the Universe as a whole. One also assumes that the 4-dimensional space-time can be sliced into 3-dimensional space-like hypersurfaces labelled with a time

* pierre.magain@ulg.ac.be

parameter t . This time parameter is usually taken as the time measured by fundamental (comoving) clocks located far from any gravitational field [3]. The time t is thus identified with the proper time of fundamental observers. It is generally taken for granted that, if the Universe is homogeneous, this proper time flows at the same rate all along the history of the Universe. When Einstein derived the theory of GR, the Universe was believed to be essentially static and there was no reason to question that hypothesis.

In other applications of GR, e.g. when computing the gravitational effect of massive bodies, it is generally found that the proper time of an observer depends on the local geometric curvature. The simplest example is given by the Schwarzschild metric, valid for a spherically symmetrical gravitational field.

The metric used in standard cosmological models, i.e. the RW metric, has an interval ds given by:

$$ds^2 = c^2 dt^2 - R^2(t) \left[\frac{dr^2}{1 - kr^2} + r^2(d\theta^2 + \sin^2 \theta d\phi^2) \right], \quad (1)$$

where (r, θ, ϕ) are the comoving spherical coordinates, k is a constant measuring the spatial curvature and R is a dimensionless scale factor.

Here, we assume that the proper time τ of a fundamental observer may flow at a variable rate:

$$\frac{d\tau}{dt} = \alpha(t), \quad (2)$$

such that the interval is now written:

$$ds^2 = \alpha^2(t) c^2 dt^2 - R^2(t) \left[\frac{dr^2}{1 - kr^2} + r^2(d\theta^2 + \sin^2 \theta d\phi^2) \right]. \quad (3)$$

We thus have to distinguish two different times: (1) the (conventional) coordinate time parameter t , which is the one measured by clocks at rest in a flat space and is assumed to flow at a constant rate and (2) the cosmological proper time τ , which is the one measured by fundamental clocks at any times, that depends on the geometric curvature and controls all physical processes.

As usual, we assume that the stress-energy tensor is that of a comoving perfect fluid of density ρ and pressure p .

As in the case of the RW metric, the Einstein equations reduce to two independent equations:

$$\left(\frac{dR}{dt} \right)^2 = \frac{8\pi G \rho}{3} \alpha^2 R^2 - k \alpha^2 c^2 \quad (4)$$

and

$$\frac{d^2 R}{dt^2} - \frac{1}{\alpha} \frac{dR}{dt} \frac{d\alpha}{dt} = -\frac{4\pi G}{3} \left(\rho + \frac{3p}{c^2} \right) \alpha^2 R. \quad (5)$$

Of course, in the case $\alpha = 1$, these equations reduce to the usual Friedmann-Lemaître equations.

In the following, we make a specific assumption on the relation between $\alpha(t)$ and the curvature of the Universe. We then examine the consequences of that simple

hypothesis and compare its predictions with the fundamental test of a cosmological model, i.e. its ability to reproduce the Hubble diagram of standard candles. We stress that this is just an example and that other relations between cosmological time and the curvature of the Universe might be proposed (or, even better, derived).

III. EVOLUTION OF A MATTER-DOMINATED UNIVERSE

As in the classical Friedmann-Lemaître equations, the evolution of the scale factor R is governed by two fundamental parameters, the Hubble parameter

$$H = \frac{1}{R} \frac{dR}{dt} \quad (6)$$

and the density parameter

$$\Omega = \frac{8\pi G \rho}{3H^2}. \quad (7)$$

The present-day value of these quantities are written H_0 and Ω_0 . A flat Universe corresponds to $\Omega = 1$, $\Omega > 1$ and $\Omega < 1$ corresponding, respectively, to open and closed Universes.

We now seek an expression of $\alpha(t)$ such that $\alpha = 1$ in a flat Universe and departs from unity in curved spatial geometry. A very simple expression is

$$\alpha(t) = \Omega^n \quad (8)$$

with n being any real number, which will be an adjustable parameter in our model.

In a matter-dominated Universe with present-day density ρ_0 , ρ is given by:

$$\rho = \frac{\rho_0 R_0^3}{R^3}, \quad (9)$$

which is identical to the relation found in the RW metric. In the following, we choose to measure the scale factor in units of its present-day value ($R_0 = 1$). The density parameter can be written:

$$\Omega = \frac{\Omega_0 H_0^2}{H^2 R^3}. \quad (10)$$

Combining Eqs. (4), (6) and (10), we get:

$$R = \frac{\Omega^{-(2n+1)} - 1}{\Omega_0^{-(2n+1)} - 1}. \quad (11)$$

Taking the time derivative of Eq. (11) and comparing it with Eq. (4), we get a differential equation for Ω :

$$\frac{d\Omega}{dt} = -\frac{H_0 \Omega_0^{1/2}}{2n+1} [\Omega_0^{-(2n+1)} - 1]^{3/2} \Omega^{2n+3/2} [\Omega^{-(2n+1)} - 1]^{-1/2} \quad (12)$$

which is valid for any $n \neq -0.5$.

For $n = -0.5$, the equation for Ω can be obtained by setting $n = -0.5 + \epsilon$ in Eq. (12) and developing it to first order in ϵ , which then cancels to lead to:

$$\frac{d\Omega}{dt} = H_0 \Omega_0^{1/2} (\ln \Omega_0)^{3/2} \left(\frac{\Omega}{\ln \Omega} \right)^{1/2} \quad (13)$$

We can also substitute for R in Eqs. (12) and (13) to get, when $n \neq -0.5$:

$$\frac{dR}{dt} = \left(\frac{\Omega_0 H_0^2}{R} \right)^{1/2} \left[1 + R(\Omega_0^{-(2n-1)} - 1) \right]^{\frac{1}{2(2n+1)}} \quad (14)$$

and when $n = -0.5$:

$$\frac{dR}{dt} = \left(\frac{\Omega_0 H_0^2}{R} \right)^{1/2} \Omega_0^{-R/2}. \quad (15)$$

It is important to note that all physical laws have to be written as a function of the cosmological proper time τ , which flows at a varying rate as the Universe evolve. This affects the presently observed duration or frequency of phenomena occurring far away, and thus long ago.

As usual, we obtain a cosmological redshift caused by the expansion of the Universe:

$$z_{\cos} = \frac{1}{R} - 1. \quad (16)$$

However, the variation of proper time flow introduces an additional wavelength shift, so that the observed redshift amounts to:

$$z_{\text{obs}} = z_{\cos} \frac{\alpha(t)}{\alpha_0}, \quad (17)$$

α_0 being the present-day value of $\frac{d\tau}{dt}$. This observed redshift is also the one to be used when computing the luminosity distance.

IV. COMPARISON WITH SUPERNOVAE DATA

The fundamental test of cosmological models is the Hubble diagram, which uses standard candles such as Type Ia Supernovae (SNIa) and compares their luminosity distances to their observed redshifts.

To build our Hubble diagram, we consider the 740 SNIa from the JLA compilation [4]. Our model has two adjustable parameters: the exponent n in Eq. (8) and the present-day density parameter Ω_0 . Only models with $n < 0$ reproduce the observed behaviour, i.e. first a deceleration of the expansion, followed by an acceleration (which, in the standard Λ CDM model, is interpreted as the effect of dark energy). $n < 0$ is also required to have a slowing down of proper time when the gravitational field increases, which is the usual behaviour in GR.

The χ^2 map in the 2-parameter space (Ω_0, n) is displayed in Fig. 1, which shows that best-fit values follow a valley going roughly from $\Omega_0 = 0.02$ for $n = -0.15$ to $\Omega_0 = 0.2$ for $n = -0.35$. The minimum χ^2 is found for $\Omega_0 = 0.13$ and $n = -0.27$.

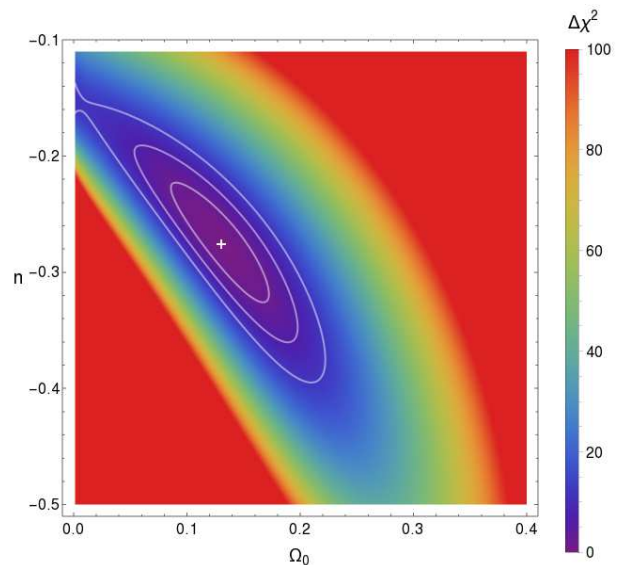


FIG. 1. χ^2 map obtained when comparing our model predictions with SNIa data from the JLA compilation [4]. The best-fit model has $\Omega_0 = 0.13$ and $n = -0.27$ and is shown by the white cross. The white contours delineate the regions of parameter space with confidence levels of 68%, 95% and 99.7%. The color scale reflects the χ^2 value above minimum. Red corresponds to $\Delta\chi^2 \geq 100$.

The comparison of theoretical distance moduli with SNIa data is shown in Fig. 2 for a few models in the aforementioned valley. It is readily apparent that the models providing the best χ^2 (full green curve) do not adequately fit the highest redshift SNIa. This may be explained by the fact that the SNIa considered are far from being evenly distributed in redshift, the low- z SNIa completely dominating the sample: out of the 740 objects, 556 have $z < 0.5$ and only 9 have $z > 1.0$. Thus, minute details at the low- z portion of the range may dominate important changes in the high- z end when computing a global χ^2 .

To overcome the bias caused by the overwhelming majority of the SNIa being low- z ones, we propose the following alternative method, which ensures that all redshifts bins have similar weights. We divide the subsample with $z < 1$ in 10 bins of $\Delta z = 0.1$ (the number of SNIa in each bin ranging from 25 to 162). In each of these bins, we randomly select 6 data points. We thus have 60 SNIa with $z < 1$ and we keep the 9 objects with $z > 1$. This provides a sub-sample of 69 objects on which we compute the χ^2 . We repeat this procedure N times for each pair of input parameters (Ω_0, n) , we compute the mean of all N χ^2 values obtained and we build the alternative χ^2 map displayed in Fig. 3.

This map also shows a valley of low χ^2 , but now displaced towards lower values of Ω_0 and higher values of n . The absolute minimum now corresponds to $\Omega_0 = 0.045$ and $n = -0.185$. The corresponding model provides a visually appealing fit of the data in Fig. 4. Interestingly,

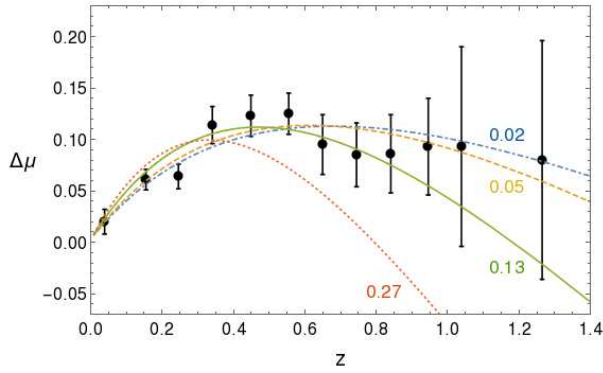


FIG. 2. Comparison of predicted distance moduli with observations. For clarity, distance moduli of an empty cosmological model have been subtracted. Circles correspond to average values in redshift bins of $\Delta z = 0.1$ for $z < 1$ and $\Delta z = 0.2$ for $z > 1$. Error bars correspond to the standard deviation of the mean. The curves are the predictions of different cosmological models whose Ω_0 and n values have been chosen along the valley of minimal χ^2 in Fig. 1, i.e. the following (Ω_0, n) pairs: $(0.02, -0.16)$, $(0.05, -0.19)$, $(0.13, -0.27)$ and $(0.27, -0.43)$. They are labelled with their Ω_0 value. It is clearly seen that the model with the lowest χ^2 ($\Omega_0 = 0.13$) tends to deviate from the observations in the high-redshift end.

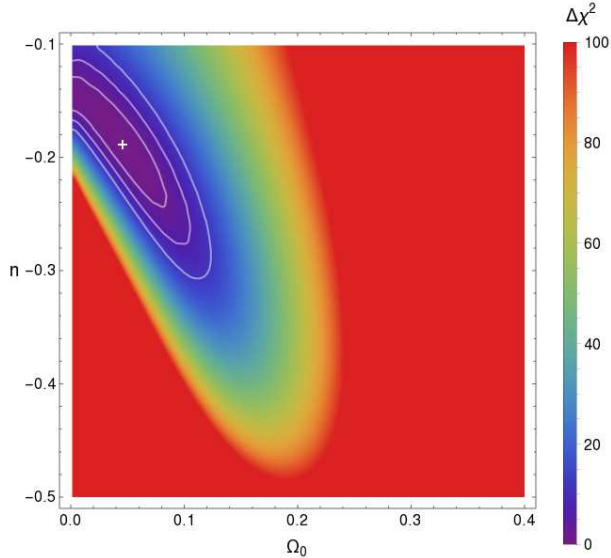


FIG. 3. χ^2 map obtained from the alternative comparison of our model predictions with SNIa data from the JLA compilation [4]. 500000 runs on random subsamples (see text) have been averaged and the resulting χ^2 map slightly smoothed. The best-fit model has $\Omega_0 = 0.045$ and $n = -0.185$ and is shown by the white cross. The white contours delineate the regions of parameter space with confidence levels of 68%, 95% and 99.7%. The color scale reflects the χ^2 value above minimum. Red corresponds to $\Delta\chi^2 \geq 100$.

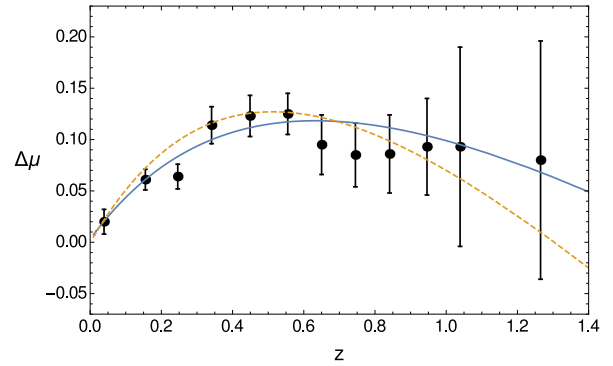


FIG. 4. Comparison of predicted distance moduli with observations. For clarity, distance moduli of an empty cosmological model have been subtracted. Circles correspond to average values in redshift bins of $\Delta z = 0.1$ for $z < 1$ and $\Delta z = 0.2$ for $z > 1$. Error bars correspond to the standard deviation of the mean. Our best-fit model ($\Omega_0 = 0.045$, $n = -0.185$; full blue curve) is compared to the Λ CDM model deduced by Betoule *et al.* [4] from JLA SNIa data ($\Omega_{m,0} = 0.295$ and $\Omega_{\Lambda,0} = 0.705$; dashed yellow curve).

the Ω_0 value obtained is compatible with the amount of ordinary baryonic matter deduced from an inventory of the observable Universe ($\Omega_0 \simeq 0.03$ [5, 6]), from predictions of cosmological nucleosynthesis ($\Omega_0 \simeq 0.05$ [7]) and from the analysis of the cosmic microwave background (CMB) temperature fluctuations ($\Omega_0 \simeq 0.05$ [8]). Thus, our cosmological model needs neither dark energy nor exotic dark matter to properly fit the SNIa data.

V. DISCUSSION & CONCLUSION

The evolution of the scale factor R as a function of time for our best-fit model is compared to the standard Λ CDM model in Fig. 5. In the Λ CDM model, the accelerated expansion in the last ~ 6 billion years is due to the cosmological constant Λ , which is generally interpreted as the effect of dark energy. In our model, it is the acceleration of the cosmological proper time flow that produces this effect: $d\tau/dt$ increases from a value of 1 at early epochs to about 1.8 at the present time.

Adopting a present-day Hubble parameter of 70 km/s/Mpc, we obtain a physical age of the Universe (measured in τ scale) of 21.8 Gyr. Measured in the present units of t time, the Big Bang happened 14.7 Gyr ago. This is to be compared to the latest Λ CDM age of 13.8 Gyr [9]. In this context, Bond *et al.* [10] determine an age of 14.5 ± 0.8 Gyr for the very metal-poor subgiant star HD140283. They argue that, within the errors, the age of HD140283 does not conflict with the age of the Universe deduced from the standard Λ CDM model, but that it must have formed soon after the Big Bang. We further note that the surface composition of HD140283 is not expected to be significantly different

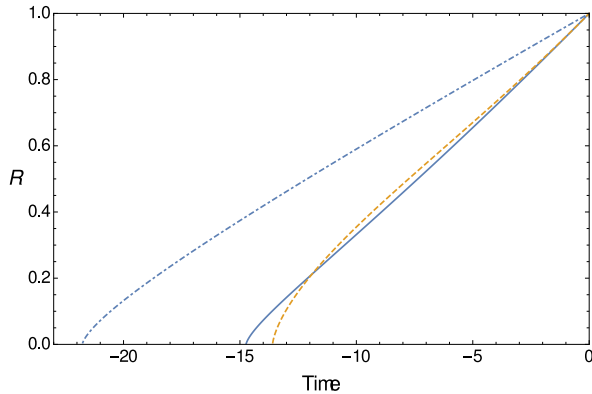


FIG. 5. Evolution of the scale factor R with coordinate time t or cosmological proper time τ . Full blue curve: $R(t)$ for our best-fit model; dash-dotted blue curve: $R(\tau)$ for the same model; dashed yellow curve: $R(t) = R(\tau)$ for the Λ CDM model from Betoule *et al.* [4].

from that of the interstellar medium in which that star formed. Since it shows the presence of a variety of elements that must have been processed in a previous stellar generation, HD140283 is at least a second generation star. In the Λ CDM model, it thus requires star forma-

tion to begin extremely fast after the Big Bang. Such a tension between the age of the star and the age of the Universe is not present in our model, where the age of the Universe increases to 21.8 Gyr.

In conclusion, from the very simple assumption that the proper time of fundamental observers varies with the geometric curvature, we obtain a cosmological model that perfectly fits the SNIa data without recourse to dark energy (nor, most probably, to exotic dark matter).

As both the standard model and our alternative model predict an essentially flat geometry in the early epochs ($\Omega \simeq 1$), cosmological proper time τ and coordinate time t should be nearly identical at these times. Thus, the early phases should be similar in both models and, in particular, the results of cosmological nucleosynthesis are not expected to change.

Of course, more tests are needed. In particular, the CMB anisotropies, the rotation curves of spiral galaxies and the velocity dispersions of galaxies in clusters have to be investigated. As far as velocities are concerned, one may note that, in the Newtonian approximation, the fundamental law of dynamics $m \frac{dv}{dt} = F$ becomes, from the point of view of an observer measuring velocities in a local time t , $m \frac{dv}{dt} = F \frac{d\tau}{dt}$. On short time scales, this will make no difference, but on cosmological time scales, the fact that $\frac{d\tau}{dt}$ grows with time will produce an additional acceleration and, thus, velocities larger than expected from the standard theory.

-
- [1] A. Einstein, *Annal. Phys.* **354**, 769 (1916).
 - [2] M. Milgrom, *Astrophys. J.* **270**, 365 (1983).
 - [3] M. P. Hobson, G. P. Efstathiou, and A. N. Lasenby, *General Relativity* (Cambridge University Press, 2006).
 - [4] M. Betoule *et al.*, *Astron. Astrophys.* **568**, A22 (2014).
 - [5] M. Fukugita and P. J. E. Peebles, *Astrophys. J.* **616**, 643 (2004).
 - [6] J. M. Shull, B. D. Smith, and C. W. Danforth, *Astrophys. J.* **759**, 23 (2012).
 - [7] D. N. Schramm and M. S. Turner, *Rev. Mod. Phys.* **70**, 303 (1998).
 - [8] P. A. R. Ade *et al.* (Planck Collaboration), *ArXiv e-prints* (2015), arXiv:1502.01589.
 - [9] R. Adam *et al.* (Planck Collaboration), *ArXiv e-prints* (2015), arXiv:1502.01582.
 - [10] H. E. Bond, E. P. Nelán, D. A. VandenBerg, G. H. Schaefer, and D. Harmer, *Astrophys. J. Lett.* **765**, L12 (2013).